



# **CALIFORNIA MELLO-ROOS COMMUNITY FACILITIES DISTRICTS**

## **YEARLY FISCAL STATUS REPORTS and REPORTS ON DRAWS ON RESERVES AND DEFAULTS**

**2003 - 2007**

CDIAC Publication Number  
08-09

**CALIFORNIA DEBT AND INVESTMENT ADVISORY COMMISSION  
915 Capitol Mall, Room 400  
Sacramento, CA 95814-0001  
(916) 653-3269**

## CALIFORNIA DEBT AND INVESTMENT ADVISORY COMMISSION

The Legislature established the California Debt and Investment Advisory Commission (CDIAC) to assist state and local agencies with issuing, monitoring, and managing public debt, and with investing public funds through its research and technical assistance programs. CDIAC also acts as the State's clearinghouse for public debt issuance information.

CDIAC members include:

**Bill Lockyer**  
California State Treasurer and Chair

**Dave Cox**  
State Senator

**Arnold Schwarzenegger**  
Governor

**Michael Machado**  
State Senator  
or

**Michael C. Genest**  
Director  
Department of Finance

**José Cisneros**  
Treasurer and Tax Collector  
City and County of San Francisco

**John Chiang**  
State Controller

**Jay Goldstone**  
Chief Operating Officer  
City of San Diego

**John Decker**  
Executive Director

Additional information concerning this report or CDIAC programs may be obtained by contacting the Commission directly via phone (916) 6533269, fax (916) 654-7440, e-mail ([cdiac@treasurer.ca.gov](mailto:cdiac@treasurer.ca.gov)) or by visiting CDIAC's website: [www.treasurer.ca.gov/cdiac](http://www.treasurer.ca.gov/cdiac).

All rights reserved. No part of the *California Mello-Roos Community facilities Districts Review* may be reproduced without written credit given to CDIAC. Permission to reprint with written credit given to CDIAC is hereby granted.

## TABLE OF CONTENTS

Review of Yearly Fiscal Status Reports and Reports on Draw on Reserves and Defaults .....	1
Appendix A	
Yearly Fiscal Status Reports .....	A-1
Appendix B	
Default/Draw on Reserve Report .....	B-1
Appendix C	
Abbreviations .....	C-3

## California Mello-Roos Community Facilities Districts

### **Review of Yearly Fiscal Status Reports and Reports on Draws on Reserves and Defaults**

This review describes the finances of Mello-Roos Community Facilities Districts (CFDs), with an emphasis on activity since 2001-02. CFDs are creatures of state law, authorized to both finance construction and acquire capital with the proceeds of bonds. They secure their bonds with revenues from special taxes imposed on property owners.

Staff used this review to evaluate whether districts evidenced any stress resulting from changes in the subprime mortgage and credit markets. Because Mello-Roos districts rely on assessments of residential property owners, some industry observers speculated that the districts might experience reduced revenue streams because of the decline in property values and related foreclosures. *Despite the potential impacts of evolving mortgage conditions, CFDs have not reported higher default rates, at least through 2007-08, but have reported a recent rise in the number of their draws on reserves.*

To monitor the use and financial health of the districts, statute requires the districts to report the following data to the California Debt and Investment Advisory Commission (CDIAC):

1. *Debt service costs.* Each October, districts file their annual activity to CDIAC in a statement known as the Yearly Fiscal Status (YFS) Report. They report the principal amount of bonds outstanding, the balance in the reserve fund, the balance in the capitalized interest fund, the number of parcels delinquent and the assessed value of all the parcels subject to the tax.
2. *Draws on reserves and defaults.* At times, property owners are unable to pay their Mello-Roos assessments. If a large number of taxpayers miss payments, the district may make its payment to bondholders by allocating funds from its reserves. State law requires a district to report to CDIAC whenever it makes a draw on its reserves or defaults on a payment.

This review, the ninth in a series,<sup>1</sup> extends the data summaries intermittently published by the Commission and includes data collected since 1992-93. In particular, it updates and analyzes the data since 2001-02, the last time the Commission published a YFS report. Readers will find summaries, in several formats, of the information reported to the Commission. The next few pages summarize the Commission's data and contain a broad analysis of issuance trends. Appendix A presents the actual Mello-Roos bond financing data organized alphabetically by county and by issuer for each year from 2002-03 to 2007-08. Appendix B summarizes detail on reported draws on reserves and defaults. Appendix C lists the abbreviations used in the report.

---

<sup>1</sup> These reports can be accessed online at [www.treasurer.ca.gov/cdiac](http://www.treasurer.ca.gov/cdiac).

For public agencies with little experience issuing Mello-Roos bonds, Appendix A details activity by other districts in similar financial circumstances. For those entities—both private and public sector—with experience issuing Mello-Roos bonds, the detail in the report (especially the data found in the summary and Appendix A) will help them assess the evolving nature of CFD finance.

**Historical trends since 1992-93.** The Legislature directed the Commission to collect data on Mello-Roos bond activity beginning in 1992-93. Since that time, local governments conducted 1,561 bonds issuances with a total dollar value of about \$18.4 billion. Of these, about one-third matured or refunded. See Figure 1 for detail both on new issuances and refunded or matured issuances for the period starting in 1992-93.

**Figure 1**  
**Mello-Roos Activity**  
**Number and Dollar Volume of New Issuances and Refunded or Matured**

As Reported to CDIAC  
 1992-93 (partial year) through 2007-08

	New Issuances		Refunded or Matured	
	Number	Volume	Number	Volume
<b>1992-93*</b>	40	\$495,402,545	10	\$102,203,568
<b>1993-94</b>	40	463,767,000	11	328,092,620
<b>1994-95</b>	44	499,796,165	20	262,491,640
<b>1995-96</b>	55	635,801,316	30	404,099,565
<b>1996-97</b>	56	666,728,632	42	490,199,021
<b>1997-98</b>	74	989,516,767	47	648,322,322
<b>1998-99</b>	91	1,229,390,947	48	667,087,258
<b>1999-00</b>	88	866,608,308	25	288,133,738
<b>2000-01</b>	69	781,130,952	14	106,056,965
<b>2001-02</b>	103	966,299,266	24	187,039,811
<b>2002-03</b>	118	1,515,891,014	22	245,553,443
<b>2003-04</b>	138	1,435,014,848	23	199,948,811
<b>2004-05</b>	178	1,682,299,085	44	407,223,461
<b>2005-06</b>	191	2,960,399,478	65	1,088,075,014
<b>2006-07</b>	188	2,279,358,062	68	688,813,600
<b>2007-08**</b>	88	925,033,952	32	261,854,983
<b>Totals</b>	<b>1,561</b>	<b>\$18,392,438,337</b>	<b>525</b>	<b>\$6,375,195,820</b>

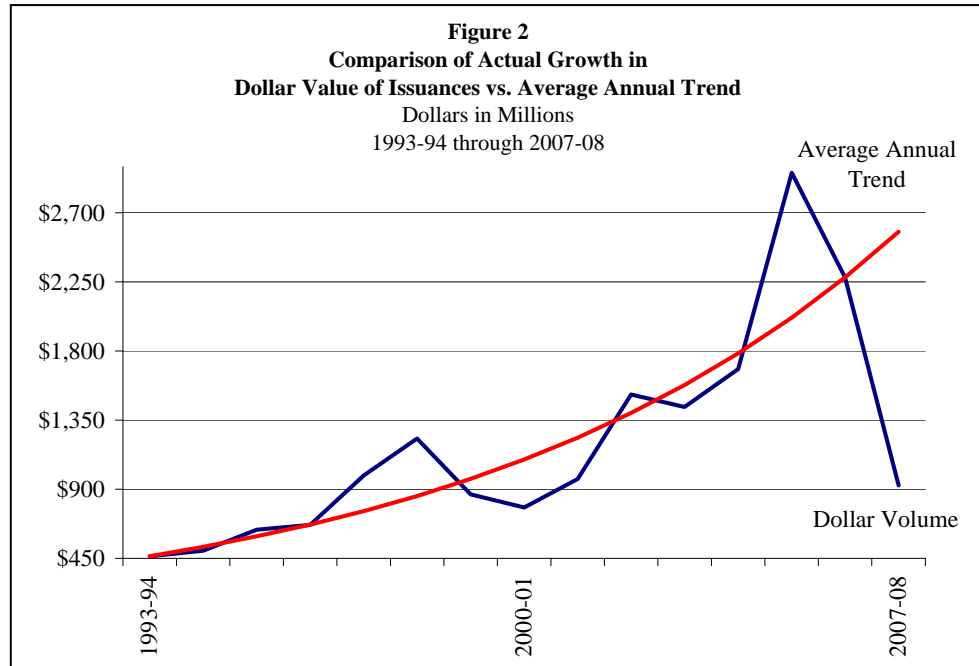
\* Partial year, as reported to the commission on or after 9/7/1992

\*\*2007-08 data reported to CDIAC as of July 29, 2008

The full-year data in Figure 1 show that Mello-Roos districts had two six-year periods of strong growth between 1993-94 and 2007-08.<sup>2</sup> In the first period starting 1993-94, volume grew from \$463.8 million to \$1.2 billion in 1998-99. In the second six-year period starting 2000-01, new issuances grew from \$781.1 million to \$3.0 billion in 2005-06. Figure 2 graphs the growth in dollar volume against a trend line over the period.

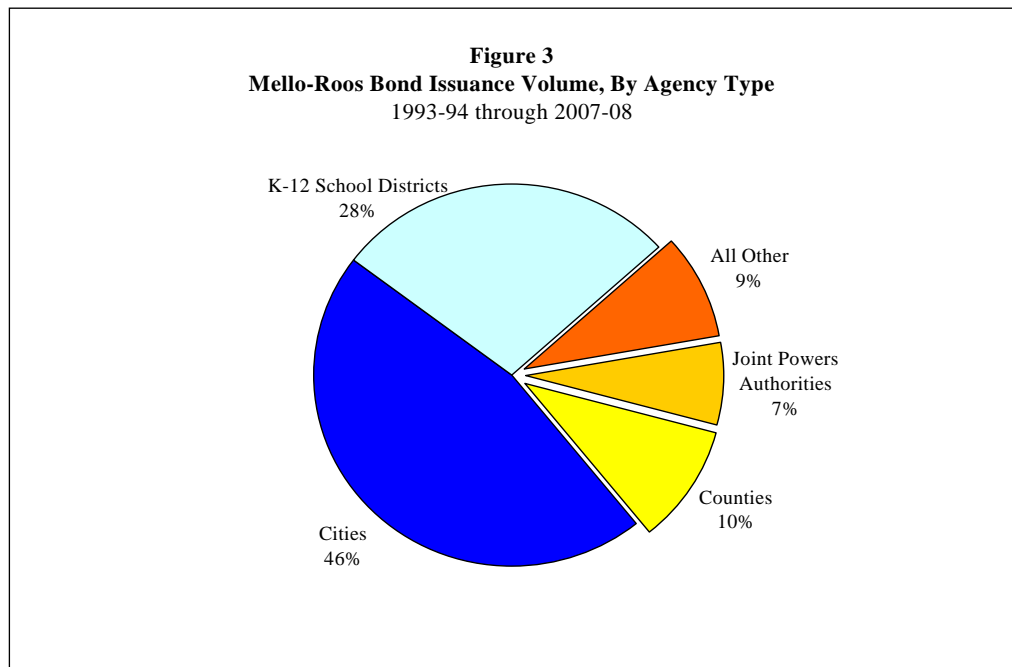
<sup>2</sup> The data detailed for 1992-93 do not reflect full-year activity, but reflect the last 10 months of the year after the reporting mandate became law.

Staff note that the trend line, reflecting a 13.0 percent average annual growth rate between 1993-94 and 2006-07, exceeds the combined effect of population growth and inflation during the same period, suggesting that annual growth in Mello-Roos bond volume was greater than the “natural growth” of local debt. The appropriateness or prudence of this growth rate can be evaluated in the context of the demand for debt, local finance alternatives and the particular local government’s need for infrastructure.



For 2007-08, the number and dollar volume of issuances fell dramatically from the trend line.

The year-over-year drop in volume was accompanied by a 54 percent decline in the number of issuances. At the same time, the average value of an issuance fell from \$12.1 million to \$10.5 million.



Cities and K-12 school districts issued nearly

three-quarters of all Mello-Roos debt during the period 1992-93 through 2007-08. Counties had about 10 percent of the debt, while joint powers authorities accounted for another 7 percent. Special districts (including utility districts, redevelopment agencies and parks districts) and

nonprofit agencies issued the balance, less than 10 percent. Figure 3 displays the proportion of Mello-Roos debt, as measured by dollar volume, issued by these agencies.

When filing their annual data, statute requires districts to report draws on reserves and defaults.<sup>3</sup> These data show the number of draws on reserves rose from 16 in 1993-94 to a high of 44 in 1995-96 (see Figure 4). After the mid-1990 peak, the number of draws on reserves steadily declined each year until 2004-05. Since then, annual draws on reserves have increased, but not nearly to the level of the mid-1990s.

The number of defaults peaked in 1997-98 at 29. Each year since 2001-02, defaults have consistently fallen.

**Figure 4**  
**Number of Mello-Roos Bond Defaults and**  
**Draws on Reserves**

	Defaults	Draws on Reserves	Total
<b>1993-94</b>	3	16	19
<b>1994-95</b>	10	29	39
<b>1995-96</b>	6	44	50
<b>1996-97</b>	15	37	52
<b>1997-98</b>	29	22	51
<b>1998-99</b>	22	10	32
<b>1999-00</b>	11	8	19
<b>2000-01</b>	11	5	16
<b>2001-02</b>	19	0	19
<b>2002-03</b>	7	0	7
<b>2003-04</b>	7	0	7
<b>2004-05</b>	3	7	10
<b>2005-06</b>	2	1	3
<b>2006-07</b>	1	10	11
<b>2007-08</b>	1	9	10

---

<sup>3</sup> The Commission relies on voluntary reports of defaults and draws on reserves. It does not audit local filings, nor does it independently monitor districts' experiences. To the extent local agencies under-report or fail to report their defaults and draws on reserves, the Commission's data will reflect the under-count.

## SECTION I

### SUMMARY OF DATA REPORTED TO THE COMMISSION SINCE 2001

In early 2008, CDIAC asked graduate students at the Goldman School of Public Policy (University of California at Berkeley) to conduct a trend analysis of the annual data for the period starting in 2001-02. The material in this section reflects the students' work and provides a descriptive analysis of the Commission's annually collected data for the period. It discusses data on bond defaults and draws on reserves. During their research, the students considered two specific questions:

1. *Who issues Mello-Roos bonds?* K-12 school districts and city governments are the largest issuers of Mello-Roos debt. While CFDs finance millions of dollars of infrastructure, not all fast-growing regions are reliant on Mello-Roos bond financing.
2. *How are districts managing defaults on mortgages?* In light of stresses in the residential mortgage and credit markets, how well are the districts managing to meet their debt service obligations?

#### WHO ISSUES MELLO-ROOS BONDS?

Since 2001-02, local governments issued 1,003 Mello-Roos bonds, for a total value of about \$11.8 billion.

As displayed in Figure 5, local governments issued 102 bonds in 2001-02. The number of new issuances steadily increased until 2005-06, when new issuances peaked at 191. In 2006-07, the number fell to 188 and further declined to 88 in 2007-08.

The annual dollar volume of the debt issued showed a similar pattern. Volume rose from \$966.3 million in 2001-02 to \$3.0 billion in 2005-06, but dropped to \$2.3 billion the next year. Between 2001-02 and 2006-07, dollar volume grew at an average annual rate of about 18.7 percent.

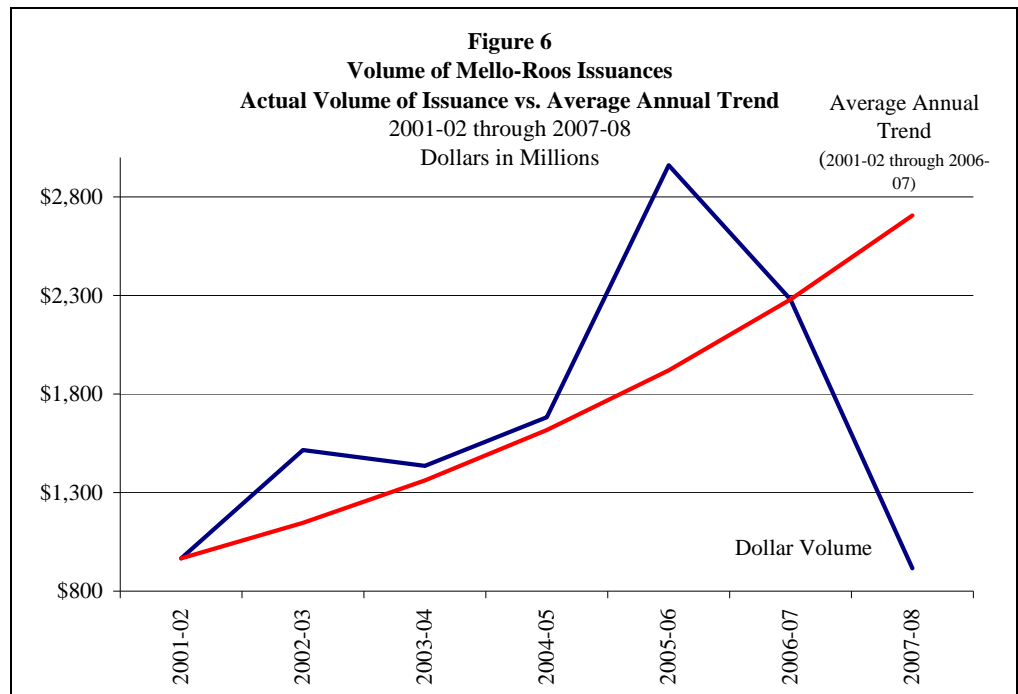
**Figure 5**  
**Number, Volume and Average Annual Value**  
**of Mello-Roos Bond Issuances**

Dollars in Millions

	Number	Volume	Average Annual Value
2001-02	102	\$966.3	\$9.5
2002-03	118	1,515.9	12.8
2003-04	138	1,435.0	10.4
2004-05	178	1,682.3	9.5
2005-06	191	2,960.4	15.5
2006-07	188	2,279.0	12.1
2007-08	88	925.0	10.5
<b>Totals</b>	1,003	\$11,763.9	\$11.7



Figure 6 compares the actual annual volume against the 18.7 percent average annual trend line. As displayed in the figure, when volume dropped to \$925.0 million 2007-08—the lowest amount during the period—it fell by nearly \$1.8 billion from the trend line in 2007-08. It is not clear from the available data whether volume will return to the levels attained prior to 2007-08. To do so, activity is likely to depend on financing conditions, the housing market and the health of the municipal finance market.



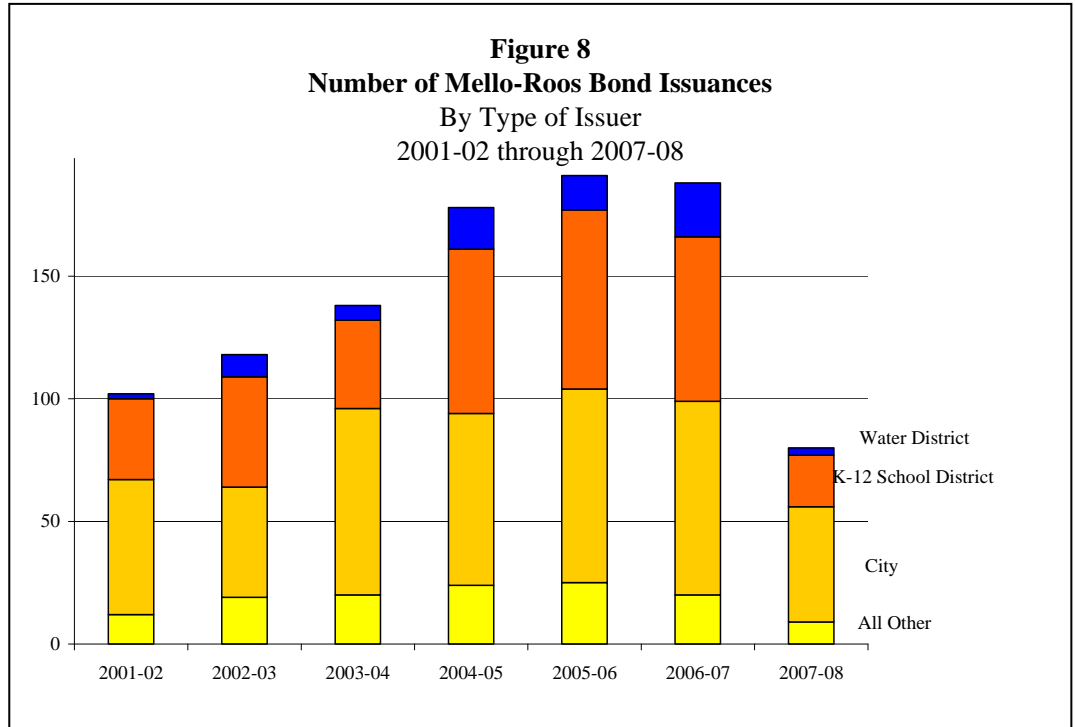
Staff note that over the period, the average annual value of issuances varied from a low of \$9.5 million (in 2001-02 and 2004-05) to a high of \$15.5 million in 2005-06. The average value of an issuance in 2007-08 was about \$10.5 million, about \$1.6 million lower than the average for the previous year.

**Figure 7**  
**Number of Issues**  
**By Major Type of Issuer**  
 2001-02 through 2007-08  
 By Year

	2001-02	2002-03	2003-04	2004-05	2005-06	2006-07	2007-08	Total	
								Amount	Percent
<b>City</b>	55	45	76	70	79	79	47	451	45%
<b>K-12 School District</b>	33	45	36	67	73	67	21	342	34%
<b>Water District</b>	2	9	6	17	14	22	3	73	7%
<b>Joint Powers Authority</b>	4	4	10	6	7	5	5	41	4%
<b>County</b>	4	7	4	6	9	5	3	38	4%
<b>Other Special District</b>	4	8	6	12	9	10	9	49	5%
<b>Totals</b>	102	118	138	178	191	188	88	994	100%

Figure 7 displays the number of issuances by major type of local government for the period. Cities and school districts continue to issue the majority of the bonds—451 and 342, respectively—nearly 80 percent of all issues during the period. The next largest type of issuer during the period was water districts, which issued 73 bonds during the seven years, about 7 percent of the total number of issues. Joint powers authorities and counties issued 4 percent each and all other special districts accounted for about 5 percent.

Figure 8 graphs the number of issuances by the major type of issuer, and demonstrates a remarkable change associated with water agencies. Through 2006-07, issues by water agencies grew at a rate that was faster than any other type of issuer, and nearly five times faster than the average annual growth rate. Further



study of this trend might identify reasons why water districts rely on property tax payers, rather than fee payers, to finance their capital growth.

In 2007-08, K-12 school and water districts showed the greatest contraction in new issuances.

**Regional differences in the issuance of Mello-Roos debt.** Since 2001-02, school districts in 25 of the 58 counties issued no Mello-Roos bonds. The counties without activity tended to cluster in geographic areas. For example, there was no activity in any county north of a line drawn from Mendocino County to Sierra County. Nor did those counties from the Central Coast (San Luis Obispo and Santa Barbara) to Inyo County issue any Mello-Roos debt. Finally, three neighboring mid-Sierra counties (Alpine, Tuolumne and Mariposa) had no activity.

For those counties with activity, the intensity of volume varied. Figure 9 maps the Mello-Roos bond activity based on an index of total volume to county population. Counties—especially Placer, Yolo, San Joaquin, and Riverside—with the darkest shading had the greatest per-capita volume.

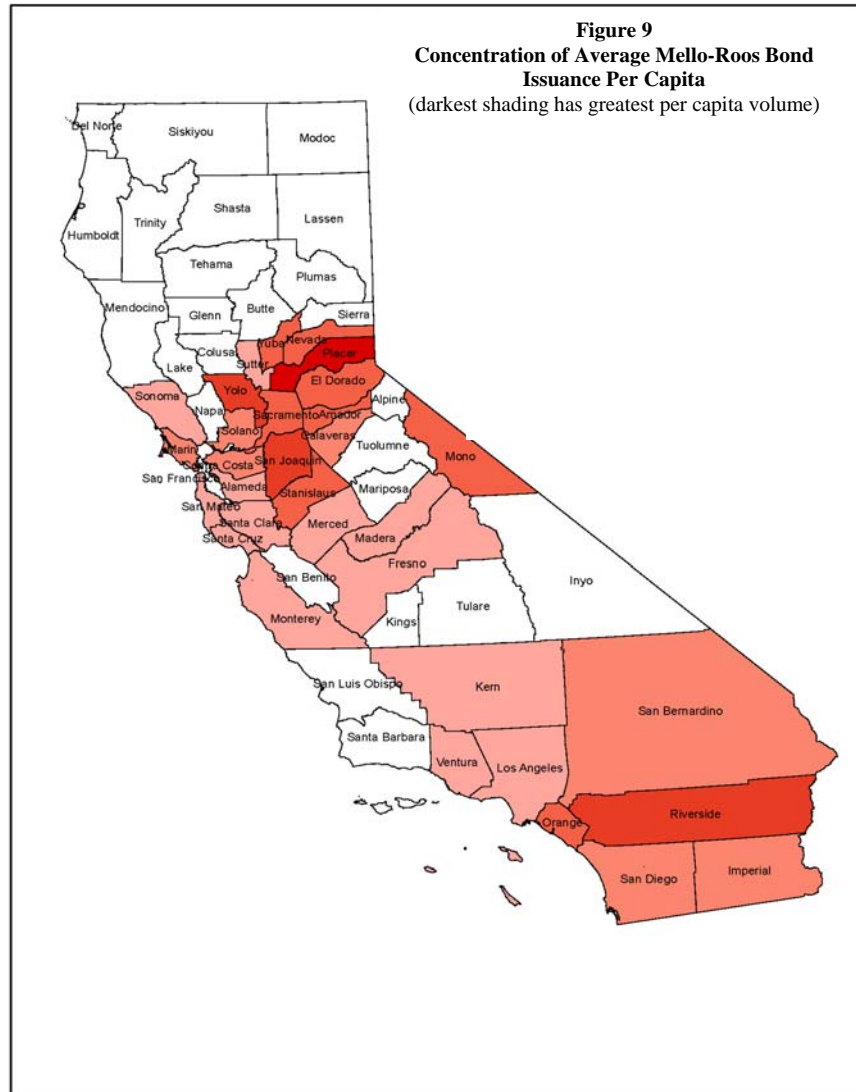
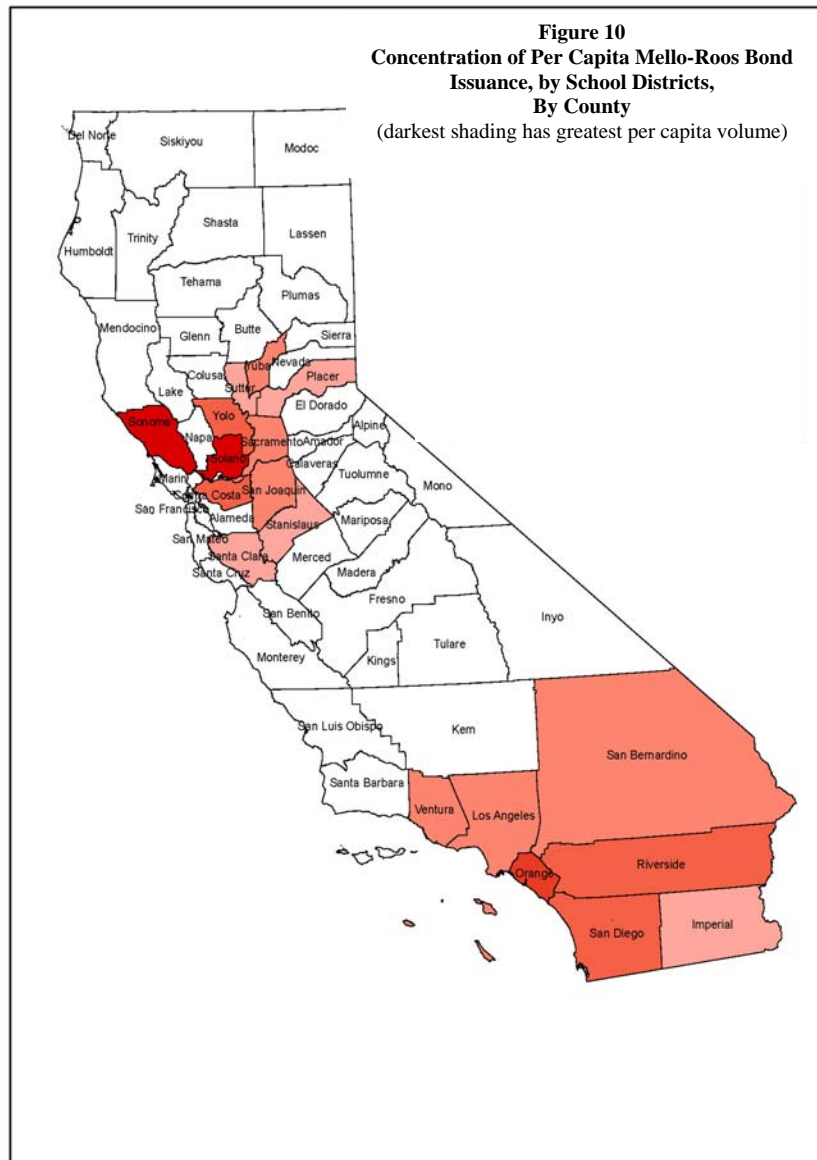


Figure 10 shows the concentration of Mello-Roos bonds issued by K-12 school districts as a share of total Mello-Roos bond issuance. The darkest shadings indicate the counties in which the school districts had the greatest dollar volume of Mello-Roos debt.

**Factors influencing Mello-Roos bond issuances.**

Many factors may play a role in a local government’s decision to issue Mello-Roos bonds, including growth in population, the number of new building permits, average household income, share of developed versus undeveloped land, unemployment, and average debt levels. Because anticipated population growth may presage demand for more infrastructure, particularly school facilities and roads, this analysis attempted to quantify or qualify the Mello-Roos bond activity and population growth. The fastest growing counties over this time period were Riverside, Kern, Placer, Madera, Imperial, and San Joaquin.

A correlation analysis was performed to determine the relationship between bond issuance and the various factors that may influence its growth. This analysis showed, in particular, that new building permits are correlated to average principal amount of debt issued.<sup>4</sup> Furthermore, a regression analysis was



<sup>4</sup> Number of building permits and average principal amount of debt issued had a .85 correlation coefficient. A correlation coefficient over .5 generally indicates that two variables have a high correlation. Unfortunately, while significantly related, a high correlation coefficient does not imply causality. Therefore, it does not mean a high number of building permits creates a high demand for bond issuance.

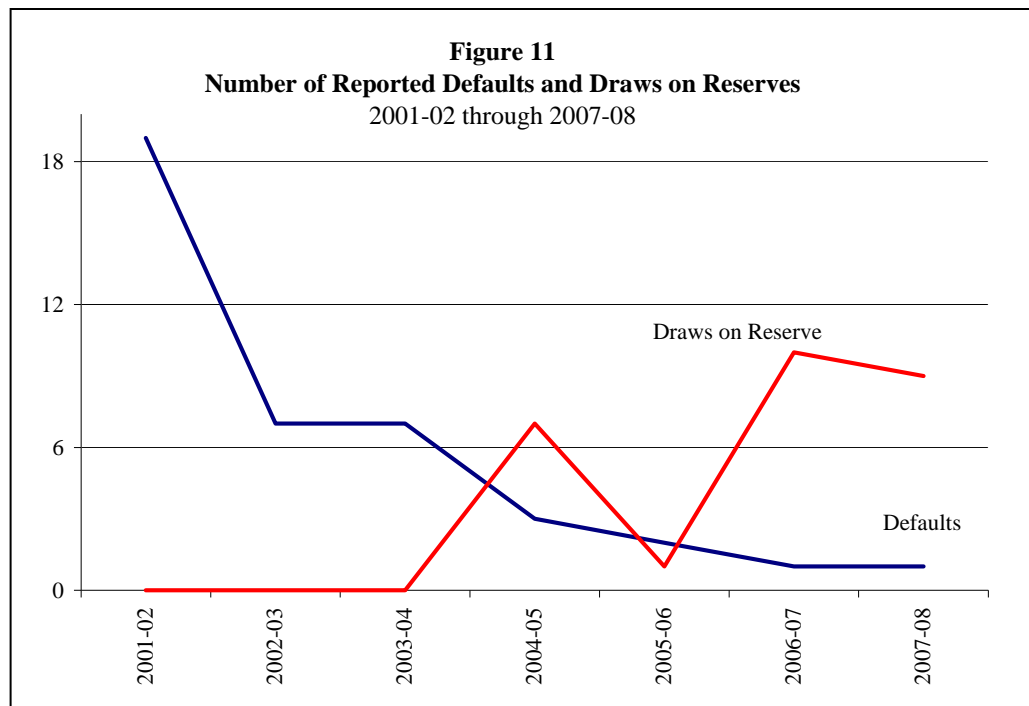
performed to determine the degree of any relationship using data from 2001-02 through 2006-07.<sup>5</sup> Both the number of new building permits and average household income had a statistically significant relationship with the average principal amount issued.

### DEFAULTS DECLINED FROM 2001-02 THROUGH 2007-08

This analysis also sought to explain how CFDs continued making debt payments under difficult market conditions, in particular those that occurred during 2001-02 to 2007-08. CFDs reported one default in 2007-08, consistent with a downward trend from a high of 19 defaults in 2001-02. This somewhat surprising result runs counter to an expectation that property owners subject to Mello-Roos assessments could be delaying payments during the recent credit market problems.

Not all evidence allayed expectations, however. Draws on reserves—precipitated when districts do not receive the full complement of revenues on annual assessments—have begun to increase during the period. The number of reported draws on reserves rose from zero in 2001-02 to 10 in 2006-07 and nine in 2007-08.<sup>6</sup> This trend suggests that districts have had to cope with some tax delinquencies. However, in light of the reported default experience, it appears that districts are managing

their revenue streams to ensure they make debt service payments at least in the near term. For a comparison of the annual amount of reported defaults and draws on reserves, please see Figure 11.



Looking forward, recent events in the home loan market lead some observers to expect a spike in home foreclosures, potentially from 2008 through 2010. If this happens, CFDs might experience

<sup>5</sup> Regression analysis is a mathematical technique for examining relationships between data. It can be used to model causality.

<sup>6</sup> As an added security against the bond, agencies must set aside a fixed amount of money that it can tap into in order to help pay off their bond obligations. This money is designated as the bond's reserve fund. It is only meant to be used when a high number of delinquencies lead to a shortfall in tax collections. As designated by law, agencies must report draws on their reserve funds to CDIAC within 10 days of doing so.

a greater number of late payments. Draws on reserves and defaults could increase in 2008-09 through 2010-11.

How have local agencies managed to maintain the security of their Mello-Roos bonds through 2006-07? Interviews with local agencies, developers, and tax consultants reveal, albeit anecdotally, a number of strategies employed at the local level in recent years.<sup>7</sup> This analysis identified four strategies CFDs used to manage Mello-Roos debt.

### **STRATEGY 1: LOCAL AGENCIES REFUND BONDS TO ACHIEVE MORE FAVORABLE DEBT ISSUANCE TERMS**

Refunding an issuance was a primary way of managing delinquencies during the period. The city of Sacramento, for example, responded to its tax delinquencies by refunding many of its existing Mello-Roos bonds.<sup>8</sup> After refunding their outstanding debt, they issued a new set of bonds with lower annual debt service amounts. Interviews reveal that other city officials have adopted similar strategies for lowering annual debt-service exposure.

An agency refunds a bond by issuing a new bond with more favorable terms than an existing bond and then using the proceeds to retire the existing bond. The new issuance may have more lenient covenants/restrictions or a lower interest rate. Refunding an issuance has the potential to reduce the Mello-Roos assessment of individual taxpayers. It is very similar to refinancing a home mortgage, which may allow the borrower to reduce his/her monthly payments.

Although the decision-making process varies among agencies, local officials generally cite two factors that have led to more frequent instances of refunding. First, local agencies are refunding to take advantage of more favorable interest rates. Second, many undeveloped districts issuing bonds now receive regular tax assessment payments.<sup>9</sup> This has increased the financial stability of the district and its bond issuance, allowing local agency officials to consider refunding the bond issuance to negotiate more favorable term structures.

### **STRATEGY 2: LOCAL AGENCIES ALERT MORTGAGE LENDERS TO POTENTIAL FORECLOSURES**

Local officials point out that one of the factors reducing the number of foreclosed homes has been a proactive approach to alerting mortgage lenders of potential foreclosures. When a homeowner is delinquent on property taxes, several local officials said they have informed the mortgage lender, as the delinquency may be an indicator of fiscal duress. Given the option, some lenders have chosen to contact homeowners and renegotiate lending terms to reduce the risk of foreclosure. If a lender is forced to foreclose on a home, it faces a lengthy and costly process associated with reselling the home. Instead of going through the process, lenders may find it financially advantageous to renegotiate terms with these homeowners to continue making their payments on time. This trend directly affects the amount of money that local agencies receive in

---

<sup>7</sup> The following contents draw heavily on information gathered from interviews.

<sup>8</sup> Personal interview, Leigh Storz.

<sup>9</sup> This, of course, is not true in all cases. But despite the recent turmoil in the housing market, local agencies have pointed out that foreclosures are not distributed evenly across counties and districts—they are often concentrated in particular pockets and neighborhoods.

Mello-Roos assessments, because a lower overall loan burden makes it easier for individuals to make their property tax payments.

### **STRATEGY 3: LOCAL AGENCIES USE “TEETER PLANS” TO PREVENT DEFAULTS**

The Teeter Plan is an important tool that local agencies have relied on as an alternative means of preventing bonds from defaulting since 1949 (see California Revenue and Taxation Code Sections 4701 through 4717). When a local agency issues a bond, it bears responsibility for timely repayment of the debt. If the agency experiences a shortfall in Mello-Roos tax assessment collection (due to, for example, a high number of tax delinquencies), it may find itself lacking sufficient cash to fulfill its repayment responsibilities. The Teeter Plan offers a potential means for local agencies to satisfy this shortfall. The Teeter Plan allows a county to allocate tax receipts to local agencies within its jurisdiction based on the total amount of taxes/assessments billed, not actually collected. By doing this, the county assumes the risk of delinquency and receives any penalty and interest revenue associated with delinquent taxes (assuming these taxes are eventually collected). For the county, the Teeter Plan may be viewed as an investment opportunity, as delinquent tax payments ultimately are paid through the foreclosure process, if not sooner. For the local agency, the Teeter Plan smoothes cash flows that could be disrupted for a lengthy period of time by the delinquency and foreclosure process.

It is important to note that the county bears some risk that certain delinquent tax payments may go uncollected. Although this risk is minimized for tax delinquencies associated with Mello-Roos bond assessments because an issuing agency can force foreclosure to meet its debt obligation, there is still uncertainty involved. As a result, a county may choose not to offer the Teeter Plan or to discontinue offering it to certain local agencies with high delinquency rates.

### **STRATEGY 4: LOCAL AGENCIES ISSUE MELLO-ROOS BONDS WITH LOWER TARGETED TAX BURDENS**

As part of the pre-formation considerations associated with Mello-Roos bond issuance, the local agency must determine the rate and method of apportionment of the special tax. According to certain industry practitioners, some local agencies have set two percent of the purchase price of a property as the maximum annual property-related tax burden, though they may assess at a lower rate if they believe it will affect the marketability of homes in a development or the ability of property owners to make payments over the term of the bond.<sup>10</sup> The amount of assessment may be increased by no more than two percent per year.<sup>11</sup>

As long as property values continue to increase at a sufficient rate to cover any increase in assessment, the tax burden associated with a Mello-Roos bond will remain at or below the level initially assumed. However, if property values decline, the overall tax burden may exceed the

---

<sup>10</sup> Because one percent of the purchase price is the general *ad valorem* property tax assessed, the remaining one percent would include any Mello-Roos taxes, special assessments, special taxes and general obligation bond related assessments. See Daniel C. Bort, *An Introduction to California Mello-Roos Community Facility Districts*, San Francisco: Orrick, Herrington & Sutcliffe LLP, 2006, page 25.

<sup>11</sup> CDIAC, *California Debt Issuance Primer*, 2005, page 164.

maximum level set by the agency because unlike *ad valorem* taxes, Mello-Roos taxes are not based on the percentage of the property's value.

Interviews with tax consultants reveal that beginning in 2000, many local agencies anticipated a decline in property values and began setting more conservative rates of apportionment for Mello-Roos bonds. That is, they "sized" bonds such that the assessment on individual properties was much lower than two percent. As a result, even though property values have declined significantly in recent years, the overall property-related tax burdens have still not exceeded two percent. Thus, in spite of declining property values and problems associated with the subprime mortgage crisis, Mello-Roos assessments have not directly led to a significant increase in tax delinquencies, at least in the near term. Those surveyed consider this to be the single most important reason why Mello-Roos bonds have been relatively secure over this time period.

## CONCLUSIONS

The research described above supports four conclusions about Mello-Roos bond activity since 2001-02.

1. *Mello-Roos bond activity expanded through most of the period; growing with districts formed by cities, schools and water districts.* These three types of local governments initiated nearly 90 percent of all CFD activity since 2001-02. Activity by water districts has had a particularly high rate of growth through 2006-07.
2. *Mello-Roos bonds remain a regional phenomenon.* Specific regions tend to have a higher propensity for CFD bond activity, notably the San Diego/Inland Empire, San Francisco Bay, and Northern Sierra Foothills areas.
3. *Despite the potential impacts of evolving residential mortgage conditions, local governments are not reporting higher default rates, at least through 2007-08.* Reported draws on reserves, however, have increased in the last two years.
4. *The volume of new Mello-Roos debt issuances dropped dramatically—by nearly \$1.8 billion—between 2005-06 and 2007-08.*



**INDUSTRY PROFESSIONALS INTERVIEWED BY STUDENT RESEARCHERS**

David Bilby  
Senior Debt Analyst  
City of Temecula

Daniel C. Bort  
Of Counsel  
Orrick, Herrington & Sutcliffe, LLP

Karen Garner  
Economic Development Analyst  
City of Roseville

Susan Goodwin  
Goodwin Consulting

Janelle Gray  
Public Banking and Finance Manager  
City of Sacramento Treasurer's Office

Jaime Henderson  
Superintendent of Schools  
Rosedale Union School District, Kern County

Russ Powell  
Senior Vice President  
Economic & Planning Systems, Inc.

Larry Rolapp  
Chief Executive Officer  
Fieldman, Rolapp & Associates

Nelson Smith  
Finance Officer  
City of Bakersfield

Samuel A. Sperry  
Of Counsel  
Orrick, Herrington & Sutcliffe, LLP

Leigh Storz  
Financial Analyst  
City of Roseville

## REFERENCES

Bort, Daniel C. *An Introduction to California Mello-Roos Community Facility Districts*. San Francisco: Orrick, Herrington & Sutcliffe, LLP, 2006.

California Debt and Investment Advisory Commission. *2006 Annual Report*, 2006.

California Debt and Investment Advisory Commission. *California Debt Issuance Primer*, 2005.

California Debt and Investment Advisory Commission. *2002 Mello-Roos Community Facilities Districts, Yearly Fiscal Status Report*, 2002.

California Debt and Investment Advisory Commission. *Mello-Roos Financing in California*, 1991.

Hathcock, Jim. "Mello-Roos Bonds Threatened by Sluggish Reform; Investors May Shun Bonds Without Fuller Disclosure." *Los Angeles Business Journal*, January 25, 1997.

Shanske, Darien. "Public Tax Dollars for Private Suburban Development: A First Report on a National Phenomenon." *Virginia Tax Review* 26, Winter 2007 (2007): 709-67.

## **ACKNOWLEDGEMENTS**

This review relies on a more extensive analysis conducted by Jason Dixon, Andrew Lee, and Roberto Ruiz, graduate students at the University of California, Goldman School of Public Policy. The students completed the study in May 2008 in fulfillment of their required first-year project, under the direction of Professor Emeritus Eugene Bardach. Commission staff thank the students and faculty at the school for their interest, insight and attention to detail.

Berma Williams compiled the data under the supervision of Frank Moore. John Decker, Kristin Szakaly-Moore and Frank Moore edited this review.

**APPENDIX A**  
**YEARLY FISCAL STATUS REPORTS**

## **YEARLY FISCAL STATUS REPORTS**

This appendix presents the actual Mello-Roos bond financing data organized alphabetically by county and by issuer within each county for each year from 2003 to 2007. The information for each bond issue is divided into two parts. The first part includes information from CDIAC's *Report of Final Sale* and published in the monthly newsletter **DEBT LINE**. The second part is divided into six subsections and includes the following information:

A - Fund Balances: Provides the fiscal status information for the bond issue. It is designed to show the use of the funds over time and delinquency information. The information is listed by fiscal years and includes the balances for the following categories: (1) principal amount outstanding, (2) minimum bond reserve, (3) bond reserve fund, (4) capitalized interest fund, and (5) construction fund.

B - Tax Collection: Shows data on the status of tax collection for the district. It lists the amount of taxes due, the amount and percentage unpaid in the district, and information regarding whether the district is included in the county's Teeter Plan.

C - Delinquent Parcels: Lists the reporting date, the number of delinquent parcels (if any), and the total amount of any delinquencies.

D - Foreclosure: Indicates if foreclosure has commenced on any delinquent property. It lists the number of foreclosed parcels and the total amount of taxes due.

E - Assessed Value of Parcels: Reports the assessed value of the district. Issuers may report information on the assessed value of the district from either the most current tax rolls or the appraisal value at the time of the bond sale.

F - Miscellaneous: Contains additional miscellaneous information reported to the Commission, such as sharing a reserve fund with a Marks-Roos joint powers agency bond pool or voluntary reporting.



## 2007 MELLO-ROOS YEARLY FISCAL STATUS REPORT

<u>Date</u>	<u>Amount(\$)</u>	<u>Issuing Entity, County, Type of Debt, Purpose</u>	<u>Rating(s) Enhancmt</u>	<u>Type of Sale</u>	<u>Role, Participant</u>	<u>Maturity Date/ Type</u>	<u>Interest Rate/ Type</u>
06-12-96	\$17,035,000	Alameda CFD No 1 Alameda CDIAC Number: 1996-1299 Limited tax obligation bond Multiple capital improvements, public works Harbor Bay Federally Taxable Refunding	NR	Neg	(BC) Jones Hall Hill (TR) First Trust of CA (UW) Alameda PFA	08-01-19 Serial	7.368 NIC

### YEARLY FISCAL STATUS REPORT INFORMATION

#### A. FUND BALANCES

<u>Year</u>	<u>Principal Amt Outstanding(\$)</u>	<u>Minimum Bond Reserve(\$)</u>	<u>Bond Reserve Fund(\$)</u>	<u>Capitalized Interest(\$)</u>	<u>Construction Fund(\$)</u>
01/02	16,160,000	1,703,500	1,173,062	0	0
02/03	15,860,000	1,703,500	1,424,632	0	0
03/04	15,520,000	1,703,500	1,424,866	0	0
04/05	14,690,000	1,703,500	1,470,373	0	0
05/06	14,690,000	1,703,500	1,547,131	0	0
06/07	14,195,000	1,703,500	1,628,276	0	0

#### B. TAX COLLECTION

<u>Year</u>	<u>Taxes Due(\$)</u>	<u>Taxes Unpaid(\$)</u>	<u>Percent</u>	<u>Teeter Plan</u>
01/02	1,540,338	17,461	1	No
02/03	1,564,385	3,879	0	No
03/04	1,597,960	11,828	1	No
04/05	1,657,576	10,151	1	No
05/06	1,657,576	25,329	2	No
06/07	1,687,782	17,516	1	Yes

#### C. DELINQUENT PARCELS

<u>Year</u>	<u>Reporting Date</u>	<u># of Parcels</u>	<u>Total Amount Due(\$)</u>
01/02	07-17-02	12	23,151
02/03	06-30-03	3	10,037
03/04	06-30-04	9	20,821
04/05	06-30-05	8	21,940
05/06	06-30-06	16	25,329
06/07	06-30-07	11	20,317

#### D. FORECLOSURE

<u># of Parcels</u>	<u>Total Amount of Taxes Due (\$)</u>
0	0
0	0
0	0
0	0
0	0
0	0

#### E. ASSESSED VALUE OF PARCELS

<u>Reporting Date</u>	<u>Appraisal/ Tax Roll</u>	<u>Assessed Value(\$)</u>
01-01-02	Tax Roll	270,145,491
06-30-03	Tax Roll	291,529,671
01-01-04	Tax Roll	310,116,668
01-01-05	Tax Roll	335,985,831
06-30-06	Tax Roll	359,885,748
01-01-07	Tax Roll	378,414,041

#### F. MISCELLANEOUS



## 2007 MELLO-ROOS YEARLY FISCAL STATUS REPORT

<u>Date</u>	<u>Amount(\$)</u>	<u>Issuing Entity, County, Type of Debt, Purpose</u>	<u>Rating(s) Enhancmt</u>	<u>Type of Sale</u>	<u>Role, Participant</u>	<u>Maturity Date/ Type</u>	<u>Interest Rate/ Type</u>
10-23-97	\$2,075,000	Alameda CFD No 2 Alameda CDIAC Number: 1997-1666 Limited tax obligation bond Multiple capital improvements, public works Paragon Gateway Refunding	NR	Neg	(BC) Jones Hall (TR) First Trust of CA (UW) E Wagner & Assoc	09-01-16 Comb	6.141 NIC

### YEARLY FISCAL STATUS REPORT INFORMATION

#### A. FUND BALANCES

<u>Year</u>	<u>Principal Amt Outstanding(\$)</u>	<u>Minimum Bond Reserve(\$)</u>	<u>Bond Reserve Fund(\$)</u>	<u>Capitalized Interest(\$)</u>	<u>Construction Fund(\$)</u>
01/02	1,845,000	185,518	184,800	0	0
02/03	1,770,000	185,518	184,716	0	448,036
03/04	1,610,000	185,519	183,979	0	0
04/05	1,435,000	185,519	187,922	0	0
05/06	1,435,000	185,519	186,747	0	0
06/07	1,340,000	185,519	190,490	0	0

#### B. TAX COLLECTION

<u>Year</u>	<u>Taxes Due(\$)</u>	<u>Taxes Unpaid(\$)</u>	<u>Percent</u>	<u>Teeter Plan</u>
01/02	230,676	0	0	No
02/03	229,713	0	0	No
03/04	233,059	0	0	No
04/05	233,814	0	0	No
05/06	233,814	0	0	No
06/07	233,570	0	0	Yes

#### C. DELINQUENT PARCELS

<u>Year</u>	<u>Reporting Date</u>	<u># of Parcels</u>	<u>Total Amount Due(\$)</u>
01/02	07-17-02	0	0
02/03	06-30-03	0	0
03/04	06-30-04	0	0
04/05	06-30-05	0	0
05/06	06-30-06	0	0
06/07	06-30-07	0	0

#### D. FORECLOSURE

<u># of Parcels</u>	<u>Total Amount of Taxes Due (\$)</u>
0	0
0	0
0	0
0	0
0	0
0	0

#### E. ASSESSED VALUE OF PARCELS

<u>Reporting Date</u>	<u>Appraisal/ Tax Roll</u>	<u>Assessed Value(\$)</u>
01-30-02	Tax Roll	20,183,176
01-01-03	Tax Roll	20,587,475
01-01-04	Tax Roll	20,971,787
01-01-05	Tax Roll	21,391,218
06-30-06	Tax Roll	22,830,414
01-01-07	Tax Roll	21,108,798

#### F. MISCELLANEOUS



## 2007 MELLO-ROOS YEARLY FISCAL STATUS REPORT

<u>Date</u>	<u>Amount(\$)</u>	<u>Issuing Entity, County, Type of Debt, Purpose</u>	<u>Rating(s) Enhancmt</u>	<u>Type of Sale</u>	<u>Role, Participant</u>	<u>Maturity Date/ Type</u>	<u>Interest Rate/ Type</u>
06-04-02	\$9,750,000	Berkeley CFD No 1 Alameda CDIAC Number: 2002-1150 Limited tax obligation bond Multiple capital improvements, public works Disaster Fire Protection	S:AAA M:Aaa    Ins	Comp	(BC) Sidley Austin Brown Wood (FA) Northcross Hill Ach (EN) Ambac (TR) BNY Western Trust (UW) Salomon Smith Barney	09-01-21 Serial	4.417 TIC

### YEARLY FISCAL STATUS REPORT INFORMATION

#### A. FUND BALANCES

<u>Year</u>	<u>Principal Amt Outstanding(\$)</u>	<u>Minimum Bond Reserve(\$)</u>	<u>Bond Reserve Fund(\$)</u>	<u>Capitalized Interest(\$)</u>	<u>Construction Fund(\$)</u>	<u>Taxes Due(\$)</u>	<u>Taxes Unpaid(\$)</u>	<u>Percent</u>	<u>Teeter Plan</u>
02/03	9,750,000	772,802	386,400	0	9,134,766	0	0	0	Yes
03/04	9,470,000	772,802	386,400	0	9,343,697	0	0	0	Yes
04/05	9,085,000	772,802	386,400	0	8,744,909	0	0	0	Yes
05/06	8,690,000	769,291	386,400	0	9,029,115	0	0	0	Yes
06/07	8,285,000	767,441	386,400	0	9,131,436	0	0	0	Yes

#### B. TAX COLLECTION

#### C. DELINQUENT PARCELS

<u>Year</u>	<u>Reporting Date</u>	<u># of Parcels</u>	<u>Total Amount Due(\$)</u>	<u># of Parcels</u>	<u>Total Amount of Taxes Due (\$)</u>	<u>Reporting Date</u>	<u>Appraisal/ Tax Roll</u>	<u>Assessed Value(\$)</u>
02/03		0	0	0	0			0
03/04		0	0	0	0			0
04/05		0	0	0	0			0
05/06		0	0	0	0			0
06/07	06-30-07	0	0	0	0	06-30-07	Appraisal	0

#### D. FORECLOSURE

#### E. ASSESSED VALUE OF PARCELS

#### F. MISCELLANEOUS

Bond Reserve Account - A portion of the proceeds of the Bonds will be deposited in the Bond Reserve Account in the amount of one-half of the Required Bond Reserve. The City has received the commitment of the Insurer for the issuance of the Surety Bond for the purpose of funding the remaining one-half of the Required Bond Reserve.





## 2007 MELLO-ROOS YEARLY FISCAL STATUS REPORT

<u>Date</u>	<u>Amount(\$)</u>	<u>Issuing Entity, County, Type of Debt, Purpose</u>	<u>Rating(s) Enhancmt</u>	<u>Type of Sale</u>	<u>Role, Participant</u>	<u>Maturity Date/ Type</u>	<u>Interest Rate/ Type</u>
06-20-01	\$30,000,000	Fremont CFD No 1 Alameda CDIAC Number: 2001-0622 Limited tax obligation bond Multiple capital improvements, public works Pacific Commons	NR	Neg	(BC) Orrick Herrington (TR) BNY Western Trust (UW) Stone & Youngberg	09-01-31 Comb	6.217 NIC

### YEARLY FISCAL STATUS REPORT INFORMATION

#### A. FUND BALANCES

<u>Year</u>	<u>Principal Amt Outstanding(\$)</u>	<u>Minimum Bond Reserve(\$)</u>	<u>Bond Reserve Fund(\$)</u>	<u>Capitalized Interest(\$)</u>	<u>Construction Fund(\$)</u>
01/02	30,000,000	3,000,000	3,000,000	1,084,582	18,282,772
02/03	30,000,000	3,000,000	3,000,000	0	15,903,910
03/04	30,000,000	3,000,000	3,000,000	0	16,161,234
04/05	29,980,000	3,000,000	3,000,000	0	13,835,715
05/06	29,925,000	3,000,000	3,003,437	0	77,401
06/07	29,825,000	3,000,000	3,022,660	0	1

#### B. TAX COLLECTION

<u>Taxes Due(\$)</u>	<u>Taxes Unpaid(\$)</u>	<u>Percent</u>	<u>Teeter Plan</u>
0	0	0	No
2,444,712	0	0	No
2,581,342	0	0	No
2,692,258	0	0	No
3,714,336	0	0	No
4,019,040	0	0	No

#### C. DELINQUENT PARCELS

<u>Year</u>	<u>Reporting Date</u>	<u># of Parcels</u>	<u>Total Amount Due(\$)</u>
01/02	07-01-02	0	0
02/03	07-01-03	0	0
03/04	07-28-04	0	0
04/05	06-10-05	0	0
05/06	06-10-06	0	0
06/07	06-10-07	0	0

#### D. FORECLOSURE

<u># of Parcels</u>	<u>Total Amount of Taxes Due (\$)</u>
0	0
0	0
0	0
0	0
0	0
0	0

#### E. ASSESSED VALUE OF PARCELS

<u>Reporting Date</u>	<u>Appraisal/ Tax Roll</u>	<u>Assessed Value(\$)</u>
07-01-02	Tax Roll	89,784,081
07-01-03	Tax Roll	132,253,223
07-01-04	Tax Roll	139,632,526
07-01-05	Tax Roll	231,756,177
07-01-06	Tax Roll	266,289,430
07-01-07	Tax Roll	443,384,008

#### F. MISCELLANEOUS



## 2007 MELLO-ROOS YEARLY FISCAL STATUS REPORT

<u>Date</u>	<u>Amount(\$)</u>	<u>Issuing Entity, County, Type of Debt, Purpose</u>	<u>Rating(s) Enhancmt</u>	<u>Type of Sale</u>	<u>Role, Participant</u>	<u>Maturity Date/ Type</u>	<u>Interest Rate/ Type</u>
07-07-05	\$38,000,000	Fremont CFD No 1 Alameda CDIAC Number: 2005-0433 Limited tax obligation bond Multiple capital improvements, public works Pacific Commons	NR	Neg	(BC) Jones Hall (FA) KNN (TR) The Bank of NY Trust Co (UW) Stone & Youngberg	09-01-36 Comb	5.41 TIC

### YEARLY FISCAL STATUS REPORT INFORMATION

#### A. FUND BALANCES

<u>Year</u>	<u>Principal Amt Outstanding(\$)</u>	<u>Minimum Bond Reserve(\$)</u>	<u>Bond Reserve Fund(\$)</u>	<u>Capitalized Interest(\$)</u>	<u>Construction Fund(\$)</u>
05/06	38,000,000	3,732,520	3,873,773	0	33,686,396
06/07	38,000,000	3,732,520	4,041,365	0	8,924,497

#### B. TAX COLLECTION

<u>Year</u>	<u>Taxes Due(\$)</u>	<u>Taxes Unpaid(\$)</u>	<u>Percent</u>	<u>Teeter Plan</u>
05/06	3,714,336	0	0	No
06/07	4,019,040	0	0	No

#### C. DELINQUENT PARCELS

<u>Year</u>	<u>Reporting Date</u>	<u># of Parcels</u>	<u>Total Amount Due(\$)</u>
05/06	07-10-06	0	0
06/07	06-10-07	0	0

#### D. FORECLOSURE

<u># of Parcels</u>	<u>Total Amount of Taxes Due (\$)</u>
0	0
0	0

#### E. ASSESSED VALUE OF PARCELS

<u>Reporting Date</u>	<u>Appraisal/ Tax Roll</u>	<u>Assessed Value(\$)</u>
07-01-06	Tax Roll	266,289,430
07-01-07	Tax Roll	443,384,008

#### F. MISCELLANEOUS



## 2007 MELLO-ROOS YEARLY FISCAL STATUS REPORT

<u>Date</u>	<u>Amount(\$)</u>	<u>Issuing Entity, County, Type of Debt, Purpose</u>	<u>Rating(s) Enhancmt</u>	<u>Type of Sale</u>	<u>Role, Participant</u>	<u>Maturity Date/ Type</u>	<u>Interest Rate/ Type</u>
07-30-02	\$9,965,000	Hayward CFD No 1 Alameda CDIAC Number: 2002-1380 Limited tax obligation bond Multiple capital improvements, public works Eden Shores	NR	Neg	(BC) Jones Hall (FA) KNN (TR) Wells Fargo Bank (UW) Stone & Youngberg	09-01-32 Comb	6.377 NIC

### YEARLY FISCAL STATUS REPORT INFORMATION

#### A. FUND BALANCES

<u>Year</u>	<u>Principal Amt Outstanding(\$)</u>	<u>Minimum Bond Reserve(\$)</u>	<u>Bond Reserve Fund(\$)</u>	<u>Capitalized Interest(\$)</u>	<u>Construction Fund(\$)</u>
02/03	9,965,000	817,228	817,228	0	2,084,965
03/04	9,965,000	817,228	817,228	0	187,996
04/05	9,965,000	817,228	817,200	0	0
05/06	9,910,000	817,228	817,228	0	75,552
06/07	9,840,000	817,228	833,248	0	0

#### B. TAX COLLECTION

<u>Taxes Due(\$)</u>	<u>Taxes Unpaid(\$)</u>	<u>Percent</u>	<u>Teeter Plan</u>
642,410	0	0	No
638,440	0	0	No
693,440	0	0	No
706,379	0	0	No
718,578	0	0	No

#### C. DELINQUENT PARCELS

<u>Year</u>	<u>Reporting Date</u>	<u># of Parcels</u>	<u>Total Amount Due(\$)</u>
02/03	06-30-03	0	0
03/04	09-20-04	0	0
04/05	09-02-05	0	0
05/06	09-01-06	0	0
06/07	06-30-07	0	0

#### D. FORECLOSURE

<u># of Parcels</u>	<u>Total Amount of Taxes Due (\$)</u>
0	0
0	0
0	0
0	0
0	0

#### E. ASSESSED VALUE OF PARCELS

<u>Reporting Date</u>	<u>Appraisal/ Tax Roll</u>	<u>Assessed Value(\$)</u>
06-30-03	Tax Roll	17,163,540
07-01-04	Tax Roll	21,048,930
07-01-05	Tax Roll	21,469,853
07-01-06	Tax Roll	21,741,785
07-01-07	Tax Roll	78,940,858

#### F. MISCELLANEOUS



## 2007 MELLO-ROOS YEARLY FISCAL STATUS REPORT

<u>Date</u>	<u>Amount(\$)</u>	<u>Issuing Entity, County, Type of Debt, Purpose</u>	<u>Rating(s) Enhancmt</u>	<u>Type of Sale</u>	<u>Role, Participant</u>	<u>Maturity Date/ Type</u>	<u>Interest Rate/ Type</u>
07-26-06	\$10,000,000	Livermore CFD No 2006-1 Alameda CDIAC Number: 2006-1006 Limited tax obligation bond Multiple capital improvements, public works Shea Properties	NR	Neg	(BC) Jones Hall (FA) KNN (TR) Union Bank of CA (UW) Brandis Tallman LLC	09-01-36 Comb	5.416 NIC

### YEARLY FISCAL STATUS REPORT INFORMATION

#### A. FUND BALANCES

<u>Year</u>	<u>Principal Amt Outstanding(\$)</u>	<u>Minimum Bond Reserve(\$)</u>	<u>Bond Reserve Fund(\$)</u>	<u>Capitalized Interest(\$)</u>	<u>Construction Fund(\$)</u>
06/07	10,000,000	911,508	934,477	0	8,252,902

#### B. TAX COLLECTION

<u>Taxes Due(\$)</u>	<u>Taxes Unpaid(\$)</u>	<u>Percent</u>	<u>Teeter Plan</u>
577,656	0	0	No

#### C. DELINQUENT PARCELS

<u>Year</u>	<u>Reporting Date</u>	<u># of Parcels</u>	<u>Total Amount Due(\$)</u>
06/07	06-30-07	0	0

#### D. FORECLOSURE

<u># of Parcels</u>	<u>Total Amount of Taxes Due (\$)</u>
0	0

#### E. ASSESSED VALUE OF PARCELS

<u>Reporting Date</u>	<u>Appraisal/ Tax Roll</u>	<u>Assessed Value(\$)</u>
01-01-07	Tax Roll	40,412,406

#### F. MISCELLANEOUS



## 2007 MELLO-ROOS YEARLY FISCAL STATUS REPORT

<u>Date</u>	<u>Amount(\$)</u>	<u>Issuing Entity, County, Type of Debt, Purpose</u>	<u>Rating(s) Enhancmt</u>	<u>Type of Sale</u>	<u>Role, Participant</u>	<u>Maturity Date/ Type</u>	<u>Interest Rate/ Type</u>
07-17-00	\$24,030,000	Livermore CFD No 99-1 Alameda CDIAC Number: 2000-1221 Limited tax obligation bond Multiple capital improvements, public works Tri-Valley Technology Pk Refunding	NR	Neg	(BC) Jones Hall (FA) KNN (TR) Union Bank of CA (UW) Salomon Smith Barney	09-01-30 Comb	6.39 TIC

### YEARLY FISCAL STATUS REPORT INFORMATION

#### A. FUND BALANCES

<u>Year</u>	<u>Principal Amt Outstanding(\$)</u>	<u>Minimum Bond Reserve(\$)</u>	<u>Bond Reserve Fund(\$)</u>	<u>Capitalized Interest(\$)</u>	<u>Construction Fund(\$)</u>
01/02	23,230,000	1,709,704	1,814,644	0	0
02/03	22,270,000	1,709,704	1,813,308	0	0
03/04	21,935,000	1,709,704	1,709,747	0	0
05/06	21,205,000	1,709,704	1,784,674	0	0
06/07	20,810,000	1,709,704	1,765,632	0	0

#### B. TAX COLLECTION

<u>Taxes Due(\$)</u>	<u>Taxes Unpaid(\$)</u>	<u>Percent</u>	<u>Teeter Plan</u>
1,724,913	7,783	0	No
1,708,287	119,717	7	No
1,687,101	7,718	0	No
1,663,018	576	0	No
1,665,452	1,442	0	No

#### C. DELINQUENT PARCELS

<u>Year</u>	<u>Reporting Date</u>	<u># of Parcels</u>	<u>Total Amount Due(\$)</u>
01/02	06-30-02	1	7,783
02/03	06-30-03	5	127,500
03/04	06-30-04	1	7,718
05/06	06-30-06	4	1,161
06/07	06-30-07	3	1,442

#### D. FORECLOSURE

<u># of Parcels</u>	<u>Total Amount of Taxes Due (\$)</u>
0	0
0	0
0	0
0	0
0	0

#### E. ASSESSED VALUE OF PARCELS

<u>Reporting Date</u>	<u>Appraisal/ Tax Roll</u>	<u>Assessed Value(\$)</u>
01-01-02	Tax Roll	155,303,117
06-30-03	Tax Roll	165,335,658
01-01-04	Tax Roll	164,608,297
06-30-06	Tax Roll	252,577,573
01-01-07	Tax Roll	260,320,569

#### F. MISCELLANEOUS



## 2007 MELLO-ROOS YEARLY FISCAL STATUS REPORT

<u>Date</u>	<u>Amount(\$)</u>	<u>Issuing Entity, County, Type of Debt, Purpose</u>	<u>Rating(s) Enhancmt</u>	<u>Type of Sale</u>	<u>Role, Participant</u>	<u>Maturity Date/ Type</u>	<u>Interest Rate/ Type</u>
08-03-00	\$5,495,000	San Leandro CFD No 1 Alameda CDIAC Number: 2000-1389 Limited tax obligation bond Multiple capital improvements, public works Cherrywood	NR	Neg	(BC) Jones Hall (FA) Emily Wagner & Assoc (TR) US Bank Corp Trust (UW) Prager McCarthy	09-01-25 Comb	6.508 NIC

### YEARLY FISCAL STATUS REPORT INFORMATION

#### A. FUND BALANCES

<u>Year</u>	<u>Principal Amt Outstanding(\$)</u>	<u>Minimum Bond Reserve(\$)</u>	<u>Bond Reserve Fund(\$)</u>	<u>Capitalized Interest(\$)</u>	<u>Construction Fund(\$)</u>
01/02	5,410,000	448,960	451,672	0	2,582,991
02/03	5,305,000	448,960	449,129	0	1,281,359
03/04	5,190,000	448,960	449,785	0	474,239
04/05	4,945,000	448,960	450,301	0	0
05/06	4,945,000	448,960	450,301	0	0
06/07	4,180,000	448,960	450,301	0	0

#### B. TAX COLLECTION

<u>Taxes Due(\$)</u>	<u>Taxes Unpaid(\$)</u>	<u>Percent</u>	<u>Teeter Plan</u>
459,956	48,314	11	No
466,582	8,747	2	No
465,597	16,114	3	No
481,876	12,446	3	No
461,436	12,643	3	No
466,596	24,895	5	No

#### C. DELINQUENT PARCELS

<u>Year</u>	<u>Reporting Date</u>	<u># of Parcels</u>	<u>Total Amount Due(\$)</u>
01/02	06-30-02	96	48,314
02/03	10-15-03	9	9,937
03/04	06-30-04	19	20,652
04/05	06-30-05	12	15,636
05/06	06-30-06	13	12,643
06/07	06-30-07	25	24,895

#### D. FORECLOSURE

<u># of Parcels</u>	<u>Total Amount of Taxes Due (\$)</u>
0	0
0	0
0	0
0	0
0	0
0	0

#### E. ASSESSED VALUE OF PARCELS

<u>Reporting Date</u>	<u>Appraisal/ Tax Roll</u>	<u>Assessed Value(\$)</u>
01-01-02	Tax Roll	44,598,420
10-15-03	Tax Roll	107,238,923
06-30-04	Tax Roll	474,792,074
01-01-05	Tax Roll	181,725,105
01-01-06	Tax Roll	193,922,217
01-01-07	Tax Roll	204,309,720

#### F. MISCELLANEOUS



## 2007 MELLO-ROOS YEARLY FISCAL STATUS REPORT

<u>Date</u>	<u>Amount(\$)</u>	<u>Issuing Entity, County, Type of Debt, Purpose</u>	<u>Rating(s) Enhancmt</u>	<u>Type of Sale</u>	<u>Role, Participant</u>	<u>Maturity Date/ Type</u>	<u>Interest Rate/ Type</u>
04-23-98	\$8,000,000	Union City CFD No 97-1 Alameda CDIAC Number: 1998-0432 Limited tax obligation bond Multiple capital improvements, public works Dyer Street Triangle	NR	Neg	(BC) Best Best & Krieger (TR) Union Bank of CA (UW) Stone & Youngberg	09-01-28 Comb	5.831 NIC

### YEARLY FISCAL STATUS REPORT INFORMATION

#### A. FUND BALANCES

<u>Year</u>	<u>Principal Amt Outstanding(\$)</u>	<u>Minimum Bond Reserve(\$)</u>	<u>Bond Reserve Fund(\$)</u>	<u>Capitalized Interest(\$)</u>	<u>Construction Fund(\$)</u>
01/02	7,745,000	571,320	574,223	10	1,451,865
02/03	7,610,000	564,415	572,945	22	1,392,628
03/04	7,470,000	567,670	574,183	0	712,039
04/05	7,320,000	565,425	574,183	48	60,021
05/06	7,165,000	562,785	581,203	23	62,154
06/07	7,005,000	564,615	582,721	25	65,227

#### B. TAX COLLECTION

<u>Year</u>	<u>Taxes Due(\$)</u>	<u>Taxes Unpaid(\$)</u>	<u>Percent</u>	<u>Teeter Plan</u>
01/02	619,358	0	0	No
02/03	619,358	0	0	No
03/04	628,825	13,697	2	No
04/05	626,139	3,983	1	No
05/06	618,489	6,357	1	No
06/07	600,769	0	0	No

#### C. DELINQUENT PARCELS

<u>Year</u>	<u>Reporting Date</u>	<u># of Parcels</u>	<u>Total Amount Due(\$)</u>
01/02	06-30-02	0	0
02/03		0	0
03/04	07-01-03	2	13,697
04/05	06-05-05	1	3,448
05/06	07-01-06	1	0
06/07	07-01-07	0	0

#### D. FORECLOSURE

<u># of Parcels</u>	<u>Total Amount of Taxes Due (\$)</u>
0	0
0	0
0	0
0	0
0	0
0	0

#### E. ASSESSED VALUE OF PARCELS

<u>Reporting Date</u>	<u>Appraisal/ Tax Roll</u>	<u>Assessed Value(\$)</u>
07-01-02	Tax Roll	118,736,308
07-01-03	Tax Roll	131,816,021
07-01-03	Tax Roll	131,816,021
01-01-04	Tax Roll	136,649,853
07-01-05	Tax Roll	138,421,597
07-01-06	Tax Roll	149,835,791

#### F. MISCELLANEOUS



## 2007 MELLO-ROOS YEARLY FISCAL STATUS REPORT

<u>Date</u>	<u>Amount(\$)</u>	<u>Issuing Entity, County, Type of Debt, Purpose</u>	<u>Rating(s) Enhancmt</u>	<u>Type of Sale</u>	<u>Role, Participant</u>	<u>Maturity Date/ Type</u>	<u>Interest Rate/ Type</u>
08-09-06	\$3,225,000	Ione CFD No 2005-1 Amador CDIAC Number: 2006-0969 Limited tax obligation bond Multiple capital improvements, public works Country Club Estates Refunding	NR	Neg	(BC) Stradling Yocca (FA) CSG Advisors (TR) US Bank Natl Assoc (UW) Stone & Youngberg	09-01-16 Serial	4.544 NIC

### YEARLY FISCAL STATUS REPORT INFORMATION

#### A. FUND BALANCES

<u>Year</u>	<u>Principal Amt Outstanding(\$)</u>	<u>Minimum Bond Reserve(\$)</u>	<u>Bond Reserve Fund(\$)</u>	<u>Capitalized Interest(\$)</u>	<u>Construction Fund(\$)</u>
06/07	2,770,000	322,500	334,648	0	0

#### B. TAX COLLECTION

<u>Taxes Due(\$)</u>	<u>Taxes Unpaid(\$)</u>	<u>Percent</u>	<u>Teeter Plan</u>
418,550	7,046	2	No

#### C. DELINQUENT PARCELS

<u>Year</u>	<u>Reporting Date</u>	<u># of Parcels</u>	<u>Total Amount Due(\$)</u>
06/07	10-01-07	5	7,046

#### D. FORECLOSURE

<u># of Parcels</u>	<u>Total Amount of Taxes Due (\$)</u>
0	0

#### E. ASSESSED VALUE OF PARCELS

<u>Reporting Date</u>	<u>Appraisal/ Tax Roll</u>	<u>Assessed Value(\$)</u>
01-01-07	Tax Roll	53,800,883

#### F. MISCELLANEOUS





## 2007 MELLO-ROOS YEARLY FISCAL STATUS REPORT

<u>Date</u>	<u>Amount(\$)</u>	<u>Issuing Entity, County, Type of Debt, Purpose</u>	<u>Rating(s) Enhancmt</u>	<u>Type of Sale</u>	<u>Role, Participant</u>	<u>Maturity Date/ Type</u>	<u>Interest Rate/ Type</u>
08-09-06	\$3,845,000	Ione CFD No 2005-2 Amador CDIAC Number: 2006-0970 Limited tax obligation bond Multiple capital improvements, public works Edgebrook & Castle Oaks Phase II IA No 1 Ser A Refunding	NR	Neg	(BC) Stradling Yocca (FA) CSG Advisors (TR) US Bank Natl Assoc (UW) Stone & Youngberg	09-01-36 Term	6 NIC

### YEARLY FISCAL STATUS REPORT INFORMATION

#### A. FUND BALANCES

<u>Year</u>	<u>Principal Amt Outstanding(\$)</u>	<u>Minimum Bond Reserve(\$)</u>	<u>Bond Reserve Fund(\$)</u>	<u>Capitalized Interest(\$)</u>	<u>Construction Fund(\$)</u>
06/07	3,845,000	379,594	238,697	0	0

#### B. TAX COLLECTION

<u>Taxes Due(\$)</u>	<u>Taxes Unpaid(\$)</u>	<u>Percent</u>	<u>Teeter Plan</u>
241,563	1,045	0	No

#### C. DELINQUENT PARCELS

<u>Year</u>	<u>Reporting Date</u>	<u># of Parcels</u>	<u>Total Amount Due(\$)</u>
06/07	10-01-07	1	1,045

#### D. FORECLOSURE

<u># of Parcels</u>	<u>Total Amount of Taxes Due (\$)</u>
0	0

#### E. ASSESSED VALUE OF PARCELS

<u>Reporting Date</u>	<u>Appraisal/ Tax Roll</u>	<u>Assessed Value(\$)</u>
01-01-07	Tax Roll	28,700,979

#### F. MISCELLANEOUS

Bonds were issued pursuant to a Private Placement Agreement and the Reserve Fund is currently partially funded. Prior to converting the Bonds from Restricted Bonds to Unrestricted Bonds (as defined in the Indenture) the Reserve Fund must be fully funded.



## 2007 MELLO-ROOS YEARLY FISCAL STATUS REPORT

<u>Date</u>	<u>Amount(\$)</u>	<u>Issuing Entity, County, Type of Debt, Purpose</u>	<u>Rating(s) Enhancmt</u>	<u>Type of Sale</u>	<u>Role, Participant</u>	<u>Maturity Date/ Type</u>	<u>Interest Rate/ Type</u>
08-09-06	\$1,550,000	Ione CFD No 2005-2 Amador CDIAC Number: 2006-0971 Limited tax obligation bond Multiple capital improvements, public works Edgebrook & Castle Oaks Phase II IA No 2 Ser B Refunding	NR	Neg	(BC) Stradling Yocca (FA) CSG Advisors (TR) US Bank Natl Assoc (UW) Stone & Youngberg	09-01-36 Term	6.75 NIC

### YEARLY FISCAL STATUS REPORT INFORMATION

#### A. FUND BALANCES

<u>Year</u>	<u>Principal Amt Outstanding(\$)</u>	<u>Minimum Bond Reserve(\$)</u>	<u>Bond Reserve Fund(\$)</u>	<u>Capitalized Interest(\$)</u>	<u>Construction Fund(\$)</u>
06/07	1,550,000	155,000	108,955	0	0

#### B. TAX COLLECTION

<u>Taxes Due(\$)</u>	<u>Taxes Unpaid(\$)</u>	<u>Percent</u>	<u>Teeter Plan</u>
123,984	0	0	No

#### C. DELINQUENT PARCELS

<u>Year</u>	<u>Reporting Date</u>	<u># of Parcels</u>	<u>Total Amount Due(\$)</u>
06/07	10-01-07	0	0

#### D. FORECLOSURE

<u># of Parcels</u>	<u>Total Amount of Taxes Due (\$)</u>
0	0

#### E. ASSESSED VALUE OF PARCELS

<u>Reporting Date</u>	<u>Appraisal/ Tax Roll</u>	<u>Assessed Value(\$)</u>
01-01-07	Tax Roll	9,809,800

#### F. MISCELLANEOUS

Bonds were issued pursuant to a Private Placement Agreement and the Reserve Fund is currently partially funded. Prior to converting the Bonds from Restricted Bonds to Unrestricted Bonds (as defined in the Indenture) the Reserve Fund must be fully funded.



## 2007 MELLO-ROOS YEARLY FISCAL STATUS REPORT

<u>Date</u>	<u>Amount(\$)</u>	<u>Issuing Entity, County, Type of Debt, Purpose</u>	<u>Rating(s) Enhancmt</u>	<u>Type of Sale</u>	<u>Role, Participant</u>	<u>Maturity Date/ Type</u>	<u>Interest Rate/ Type</u>
08-09-06	\$10,855,000	Ione CFD No 2005-2 Amador CDIAC Number: 2006-0972 Limited tax obligation bond Multiple capital improvements, public works Edgebrook & Castle Oaks Phase II IA No 3 Ser C Refunding	NR	Neg	(BC) Stradling Yocca (FA) CSG Advisors (TR) US Bank Natl Assoc (UW) Stone & Youngberg	09-01-36 Term	7 NIC

### YEARLY FISCAL STATUS REPORT INFORMATION

#### A. FUND BALANCES

<u>Year</u>	<u>Principal Amt Outstanding(\$)</u>	<u>Minimum Bond Reserve(\$)</u>	<u>Bond Reserve Fund(\$)</u>	<u>Capitalized Interest(\$)</u>	<u>Construction Fund(\$)</u>
06/07	10,855,000	985,500	365,039	0	0

#### B. TAX COLLECTION

<u>Taxes Due(\$)</u>	<u>Taxes Unpaid(\$)</u>	<u>Percent</u>	<u>Teeter Plan</u>
1,173,344	0	0	No

#### C. DELINQUENT PARCELS

<u>Year</u>	<u>Reporting Date</u>	<u># of Parcels</u>	<u>Total Amount Due(\$)</u>
06/07	10-01-07	0	0

#### D. FORECLOSURE

<u># of Parcels</u>	<u>Total Amount of Taxes Due (\$)</u>
0	0

#### E. ASSESSED VALUE OF PARCELS

<u>Reporting Date</u>	<u>Appraisal/ Tax Roll</u>	<u>Assessed Value(\$)</u>
01-01-07	Tax Roll	26,829,697

#### F. MISCELLANEOUS

Bonds were issued pursuant to a Private Placement Agreement and the Reserve Fund is currently partially funded. Prior to converting the Bonds from Restricted Bonds to Unrestricted Bonds (as defined in the Indenture) the Reserve Fund must be fully funded.



## 2007 MELLO-ROOS YEARLY FISCAL STATUS REPORT

<u>Date</u>	<u>Amount(\$)</u>	<u>Issuing Entity, County, Type of Debt, Purpose</u>	<u>Rating(s) Enhancmt</u>	<u>Type of Sale</u>	<u>Role, Participant</u>	<u>Maturity Date/ Type</u>	<u>Interest Rate/ Type</u>
08-01-06	\$7,145,000	Calaveras County CFD No 2 Calaveras CDIAC Number: 2006-0956 Limited tax obligation bond Multiple capital improvements, public works Saddle Creek Refunding	NR	Neg	(BC) Cameron Weist (TR) Union Bank of CA (UW) E J De La Rosa	09-01-26 Comb	5.076 NIC

### YEARLY FISCAL STATUS REPORT INFORMATION

#### A. FUND BALANCES

<u>Year</u>	<u>Principal Amt Outstanding(\$)</u>	<u>Minimum Bond Reserve(\$)</u>	<u>Bond Reserve Fund(\$)</u>	<u>Capitalized Interest(\$)</u>	<u>Construction Fund(\$)</u>
06/07	7,145,000	567,469	576,551	0	901,984

#### B. TAX COLLECTION

<u>Taxes Due(\$)</u>	<u>Taxes Unpaid(\$)</u>	<u>Percent</u>	<u>Teeter Plan</u>
594,021	12,670	2	No

#### C. DELINQUENT PARCELS

<u>Year</u>	<u>Reporting Date</u>	<u># of Parcels</u>	<u>Total Amount Due(\$)</u>
06/07	09-05-07	18	12,670

#### D. FORECLOSURE

<u># of Parcels</u>	<u>Total Amount of Taxes Due (\$)</u>
0	0

#### E. ASSESSED VALUE OF PARCELS

<u>Reporting Date</u>	<u>Appraisal/ Tax Roll</u>	<u>Assessed Value(\$)</u>
07-01-07	Tax Roll	185,621,786

#### F. MISCELLANEOUS



## 2007 MELLO-ROOS YEARLY FISCAL STATUS REPORT

<u>Date</u>	<u>Amount(\$)</u>	<u>Issuing Entity, County, Type of Debt, Purpose</u>	<u>Rating(s) Enhancmt</u>	<u>Type of Sale</u>	<u>Role, Participant</u>	<u>Maturity Date/ Type</u>	<u>Interest Rate/ Type</u>
06-17-97	\$18,820,000	Antioch Area Public Facilities Financing Agency CFD No 1989-1 Contra Costa CDIAC Number: 1997-0336 Limited tax obligation bond K-12 school facility Refunding	S:AAA M:Aaa    Ins	Comp	(BC) Orrick Herrington (FA) Public Financial (EN) MBIA Corp (TR) BNY Western Trust (UW) Smith Barney Inc	08-01-22 Comb	5.28 NIC

### YEARLY FISCAL STATUS REPORT INFORMATION

#### A. FUND BALANCES

<u>Year</u>	<u>Principal Amt Outstanding(\$)</u>	<u>Minimum Bond Reserve(\$)</u>	<u>Bond Reserve Fund(\$)</u>	<u>Capitalized Interest(\$)</u>	<u>Construction Fund(\$)</u>	<u>Taxes Due(\$)</u>	<u>Taxes Unpaid(\$)</u>	<u>Percent</u>	<u>Teeter Plan</u>
01/02	17,135,000	1,357,330	1,437,514	0	0	11,877,976	307,628	3	Yes
02/03	16,665	11,010,413	10,112,671	0	0	13,090,177	714,936	5	Yes
03/04	16,170,000	11,010,413	11,138,775	0	0	13,675,620	549,885	4	Yes
04/05	15,650,000	11,010,413	11,037,835	0	0	13,914,322	876,491	6	Yes
05/06	15,105,000	11,167,463	11,650,082	0	0	14,166,622	680,115	5	Yes
06/07	14,535,000	11,008,373	11,418,186	0	0	14,347,264	1,648,409	11	Yes

#### B. TAX COLLECTION

#### C. DELINQUENT PARCELS

<u>Year</u>	<u>Reporting Date</u>	<u># of Parcels</u>	<u>Total Amount Due(\$)</u>	<u># of Parcels</u>	<u>Total Amount of Taxes Due (\$)</u>	<u>Reporting Date</u>	<u>Appraisal/ Tax Roll</u>	<u>Assessed Value(\$)</u>
01/02	10-21-02	337	448,139	0	0	07-03-02	Tax Roll	2,374,907,158
02/03	05-19-03	824	964,666	0	0	07-01-03	Tax Roll	3,101,441,067
03/04	06-30-04	689	859,212	0	0	07-01-04	Tax Roll	3,727,681,487
04/05	04-19-05	1,031	983,379	0	0	07-01-05	Tax Roll	4,153,690,465
05/06	08-22-06	739	741,567	0	0	07-11-06	Tax Roll	4,787,632,685
06/07	05-15-07	1,719	1,906,295	0	0	07-05-07	Tax Roll	5,138,102,201

#### D. FORECLOSURE

#### E. ASSESSED VALUE OF PARCELS

#### F. MISCELLANEOUS

The bonds are on Parity with the following Series: 1995, 1997, 1998, 1999, 2001, 2002, 2003 & 2005.

The Reserve Fund Minimum balance requirement for all parity bonds is aggregate. Cash Reserve Fund balance is \$11,418,185.79.



## 2007 MELLO-ROOS YEARLY FISCAL STATUS REPORT

<u>Date</u>	<u>Amount(\$)</u>	<u>Issuing Entity, County, Type of Debt, Purpose</u>	<u>Rating(s) Enhancmt</u>	<u>Type of Sale</u>	<u>Role, Participant</u>	<u>Maturity Date/ Type</u>	<u>Interest Rate/ Type</u>
07-28-98	\$10,000,000	Antioch Area Public Facilities Financing Agency CFD No 1989-1 Contra Costa CDIAC Number: 1998-1392 Limited tax obligation bond K-12 school facility	S:AAA M:Aaa  Ins	Comp	(BC) Orrick Herrington (FA) Public Financial (EN) Ambac (TR) BNY Western Trust (UW) Salomon Smith Barney	08-01-23 Comb	4.962 NIC

### YEARLY FISCAL STATUS REPORT INFORMATION

#### A. FUND BALANCES

<u>Year</u>	<u>Principal Amt Outstanding(\$)</u>	<u>Minimum Bond Reserve(\$)</u>	<u>Bond Reserve Fund(\$)</u>	<u>Capitalized Interest(\$)</u>	<u>Construction Fund(\$)</u>
01/02	9,325,000	697,000	737,803	0	0
02/03	9,080,000	11,010,413	10,112,671	0	0
03/04	8,820,000	11,010,413	11,138,775	0	0
04/05	8,550,000	11,010,413	11,037,835	0	0
05/06	2,000,000	11,167,463	11,650,082	0	0
06/07	1,705,000	11,008,373	11,418,186	0	0

#### B. TAX COLLECTION

<u>Year</u>	<u>Taxes Due(\$)</u>	<u>Taxes Unpaid(\$)</u>	<u>Percent</u>	<u>Teeter Plan</u>
01/02	11,877,976	307,628	3	Yes
02/03	13,090,177	714,936	5	Yes
03/04	13,675,620	549,885	4	Yes
04/05	13,914,322	876,491	6	Yes
05/06	14,166,622	680,115	5	Yes
06/07	14,347,264	1,648,409	11	Yes

#### C. DELINQUENT PARCELS

<u>Year</u>	<u>Reporting Date</u>	<u># of Parcels</u>	<u>Total Amount Due(\$)</u>
01/02	10-21-02	337	448,139
02/03	05-19-03	824	964,666
03/04	06-30-04	689	859,212
04/05	04-19-05	1,031	983,379
05/06	08-22-06	739	741,567
06/07	05-15-07	1,719	1,906,295

#### D. FORECLOSURE

<u># of Parcels</u>	<u>Total Amount of Taxes Due (\$)</u>
0	0
0	0
0	0
0	0
0	0
0	0

#### E. ASSESSED VALUE OF PARCELS

<u>Reporting Date</u>	<u>Appraisal/ Tax Roll</u>	<u>Assessed Value(\$)</u>
07-03-02	Tax Roll	2,374,907,158
07-01-03	Tax Roll	3,101,441,067
07-01-04	Tax Roll	3,727,681,487
07-01-05	Tax Roll	4,153,690,465
07-11-06	Tax Roll	4,787,632,685
07-05-07	Tax Roll	5,138,102,201

#### F. MISCELLANEOUS

The bonds are on Parity with the following Series: 1995, 1997, 1998, 1999, 2001, 2002, 2003 & 2005.

The Reserve Fund Minimum balance requirement for all parity bonds is aggregate. Cash Reserve Fund balance is \$11,418,185.79.



## 2007 MELLO-ROOS YEARLY FISCAL STATUS REPORT

<u>Date</u>	<u>Amount(\$)</u>	<u>Issuing Entity, County, Type of Debt, Purpose</u>	<u>Rating(s) Enhancmt</u>	<u>Type of Sale</u>	<u>Role, Participant</u>	<u>Maturity Date/ Type</u>	<u>Interest Rate/ Type</u>
09-28-99	\$17,165,000	Antioch Area Public Facilities Financing Agency CFD No 1989-1 Contra Costa CDIAC Number: 1999-1691 Limited tax obligation bond K-12 school facility	S:AAA M:Aaa  Ins	Comp	(BC) Orrick Herrington (FA) Public Financial (EN) Ambac (TR) BNY Western Trust (UW) US Bancorp Piper	08-01-22 Comb	5.705 NIC

### YEARLY FISCAL STATUS REPORT INFORMATION

#### A. FUND BALANCES

<u>Year</u>	<u>Principal Amt Outstanding(\$)</u>	<u>Minimum Bond Reserve(\$)</u>	<u>Bond Reserve Fund(\$)</u>	<u>Capitalized Interest(\$)</u>	<u>Construction Fund(\$)</u>
01/02	17,165,000	810,576	858,198	0	37,541
02/03	16,705,000	11,010,413	10,112,671	0	0
03/04	16,705,000	11,010,413	11,138,775	0	0
04/05	16,700,000	11,010,413	11,037,835	0	0
05/06	520,000	11,167,463	11,650,082	0	0
06/07	500,000	11,008,373	11,418,186	0	0

#### B. TAX COLLECTION

<u>Year</u>	<u>Taxes Due(\$)</u>	<u>Taxes Unpaid(\$)</u>	<u>Percent</u>	<u>Teeter Plan</u>
01/02	11,877,976	307,628	3	Yes
02/03	13,090,177	714,936	5	Yes
03/04	13,675,620	549,885	4	Yes
04/05	13,914,322	876,491	6	Yes
05/06	14,166,622	680,115	5	Yes
06/07	14,347,264	1,648,409	11	Yes

#### C. DELINQUENT PARCELS

<u>Year</u>	<u>Reporting Date</u>	<u># of Parcels</u>	<u>Total Amount Due(\$)</u>
01/02	10-21-02	337	448,139
02/03	05-19-03	824	964,666
03/04	06-30-04	689	859,212
04/05	04-19-05	1,031	983,379
05/06	08-22-06	739	741,567
06/07	05-15-07	1,719	1,906,295

#### D. FORECLOSURE

<u># of Parcels</u>	<u>Total Amount of Taxes Due (\$)</u>
0	0
0	0
0	0
0	0
0	0
0	0

#### E. ASSESSED VALUE OF PARCELS

<u>Reporting Date</u>	<u>Appraisal/ Tax Roll</u>	<u>Assessed Value(\$)</u>
07-03-02	Tax Roll	2,374,907,158
07-01-03	Tax Roll	3,101,441,067
07-01-04	Tax Roll	3,727,681,487
07-01-05	Tax Roll	4,153,690,465
07-11-06	Tax Roll	4,787,632,685
07-05-07	Tax Roll	5,138,102,201

#### F. MISCELLANEOUS

The bonds are on Parity with the following Series: 1995, 1997, 1998, 1999, 2001, 2002, 2003 & 2005.

The Reserve Fund Minimum balance requirement for all parity bonds is aggregate. Cash Reserve Fund balance is \$11,418,185.79



## 2007 MELLO-ROOS YEARLY FISCAL STATUS REPORT

<u>Date</u>	<u>Amount(\$)</u>	<u>Issuing Entity, County, Type of Debt, Purpose</u>	<u>Rating(s) Enhancmt</u>	<u>Type of Sale</u>	<u>Role, Participant</u>	<u>Maturity Date/ Type</u>	<u>Interest Rate/ Type</u>
04-19-01	\$36,105,000	Antioch Area Public Facilities Financing Agency CFD No 1989-1 Contra Costa CDIAC Number: 2001-0291 Limited tax obligation bond K-12 school facility	S:AAA M:Aaa  Ins	Comp	(BC) Orrick Herrington (FA) Public Financial (EN) MBIA Corp (TR) BNY Western Trust (UW) Salomon Smith Barney	08-01-25 Serial	5.331 NIC

### YEARLY FISCAL STATUS REPORT INFORMATION

#### A. FUND BALANCES

<u>Year</u>	<u>Principal Amt Outstanding(\$)</u>	<u>Minimum Bond Reserve(\$)</u>	<u>Bond Reserve Fund(\$)</u>	<u>Capitalized Interest(\$)</u>	<u>Construction Fund(\$)</u>	<u>Taxes Due(\$)</u>	<u>Taxes Unpaid(\$)</u>	<u>Percent</u>	<u>Teeter Plan</u>
01/02	36,105,000	3,610,500	3,611,028	0	25,164,429	11,877,976	307,628	3	Yes
02/03	35,945,000	11,010,413	10,112,671	0	3,421,626	13,090,177	714,936	5	Yes
03/04	35,770,000	11,010,413	11,138,775	0	0	13,675,620	549,885	4	Yes
04/05	35,580,000	11,010,413	11,037,835	0	0	13,914,322	876,491	6	Yes
05/06	2,170,000	11,167,463	11,650,082	0	0	14,166,622	680,115	5	Yes
06/07	1,965,000	11,008,373	11,418,186	0	0	14,347,264	1,648,409	11	Yes

#### B. TAX COLLECTION

#### C. DELINQUENT PARCELS

<u>Year</u>	<u>Reporting Date</u>	<u># of Parcels</u>	<u>Total Amount Due(\$)</u>	<u># of Parcels</u>	<u>Total Amount of Taxes Due (\$)</u>	<u>Reporting Date</u>	<u>Appraisal/ Tax Roll</u>	<u>Assessed Value(\$)</u>
01/02	10-21-02	337	448,139	0	0	07-03-02	Tax Roll	2,374,907,158
02/03	05-19-03	824	964,666	0	0	07-01-03	Tax Roll	3,101,441,067
03/04	06-30-04	689	859,212	0	0	07-01-04	Tax Roll	3,727,681,487
04/05	04-19-05	1,031	983,379	0	0	07-01-05	Tax Roll	4,153,690,465
05/06	08-22-06	739	741,567	0	0	07-11-06	Tax Roll	4,787,632,685
06/07	05-15-07	1,719	1,906,295	0	0	07-05-07	Tax Roll	5,138,102,201

#### D. FORECLOSURE

#### E. ASSESSED VALUE OF PARCELS

#### F. MISCELLANEOUS

The bonds are on Parity with the following Series: 1995, 1997, 1998, 1999, 2001, 2002, 2003 & 2005.

The Reserve Fund Minimum and Fund Balance requirements for all parity bonds is aggregate.





## 2007 MELLO-ROOS YEARLY FISCAL STATUS REPORT

<u>Date</u>	<u>Amount(\$)</u>	<u>Issuing Entity, County, Type of Debt, Purpose</u>	<u>Rating(s) Enhancmt</u>	<u>Type of Sale</u>	<u>Role, Participant</u>	<u>Maturity Date/ Type</u>	<u>Interest Rate/ Type</u>
04-16-02	\$34,190,000	Antioch Area Public Facilities Financing Agency CFD No 1989-1 Contra Costa CDIAC Number: 2002-0317 Limited tax obligation bond K-12 school facility Refunding	S:AAA M:Aaa    Ins	Comp	(BC) Orrick Herrington (FA) Public Financial (EN) MBIA Corp (TR) BNY Western Trust (UW) Morgan Stanley Dean	08-01-25 Serial	4.463 NIC

### YEARLY FISCAL STATUS REPORT INFORMATION

#### A. FUND BALANCES

<u>Year</u>	<u>Principal Amt Outstanding(\$)</u>	<u>Minimum Bond Reserve(\$)</u>	<u>Bond Reserve Fund(\$)</u>	<u>Capitalized Interest(\$)</u>	<u>Construction Fund(\$)</u>
01/02	34,190,000	391,957	391,963	0	13,898,145
02/03	34,190,000	11,010,413	10,112,671	0	14,767,068
03/04	33,565,000	11,010,413	11,138,775	0	6,665,414
04/05	32,930,000	11,010,413	11,037,835	0	4,343,349
05/06	32,275,000	11,167,463	11,650,081	0	3,025,994
06/07	29,730,000	11,008,373	11,418,186	0	1,913,599

#### B. TAX COLLECTION

<u>Taxes Due(\$)</u>	<u>Taxes Unpaid(\$)</u>	<u>Percent</u>	<u>Teeter Plan</u>
11,877,976	307,628	3	Yes
13,090,177	714,936	5	Yes
13,675,620	549,885	4	Yes
13,914,322	876,491	6	Yes
14,166,622	680,115	5	Yes
14,347,264	1,648,409	11	Yes

#### C. DELINQUENT PARCELS

<u>Year</u>	<u>Reporting Date</u>	<u># of Parcels</u>	<u>Total Amount Due(\$)</u>
01/02	10-21-02	337	448,139
02/03	05-19-03	824	964,666
03/04	06-30-04	689	859,212
04/05	04-19-05	1,031	983,379
05/06	08-22-06	739	741,567
06/07	05-15-07	1,719	1,906,295

#### D. FORECLOSURE

<u># of Parcels</u>	<u>Total Amount of Taxes Due (\$)</u>
0	0
0	0
0	0
0	0
0	0
0	0

#### E. ASSESSED VALUE OF PARCELS

<u>Reporting Date</u>	<u>Appraisal/ Tax Roll</u>	<u>Assessed Value(\$)</u>
07-03-02	Tax Roll	2,374,907,158
07-01-03	Tax Roll	3,101,441,067
07-01-04	Tax Roll	3,727,681,487
07-01-05	Tax Roll	4,153,690,465
07-11-06	Tax Roll	4,787,632,685
07-05-07	Tax Roll	5,138,102,201

#### F. MISCELLANEOUS

The bonds are on Parity with the following Series: 1995, 1997, 1998, 1999, 2001, 2002, 2003 & 2005.  
The Reserve Fund Minimum and Fund Balance requirements for all parity bonds is aggregate.



## 2007 MELLO-ROOS YEARLY FISCAL STATUS REPORT

<u>Date</u>	<u>Amount(\$)</u>	<u>Issuing Entity, County, Type of Debt, Purpose</u>	<u>Rating(s) Enhancmt</u>	<u>Type of Sale</u>	<u>Role, Participant</u>	<u>Maturity Date/ Type</u>	<u>Interest Rate/ Type</u>
06-26-03	\$18,545,000	Antioch Area Public Facilities Financing Agency CFD No 1989-1 Contra Costa CDIAC Number: 2003-0822 Limited tax obligation bond K-12 school facility Refunding	S:AAA M:Aaa/A3  Ins	Comp	(BC) Orrick Herrington (FA) Public Financial (EN) Ambac (TR) BNY Western Trust (UW) Morgan Stanley Dean	08-01-18 Serial	3.932 NIC

### YEARLY FISCAL STATUS REPORT INFORMATION

#### A. FUND BALANCES

<u>Year</u>	<u>Principal Amt Outstanding(\$)</u>	<u>Minimum Bond Reserve(\$)</u>	<u>Bond Reserve Fund(\$)</u>	<u>Capitalized Interest(\$)</u>	<u>Construction Fund(\$)</u>
03/04	18,545,000	11,010,413	11,138,775	0	24,404
04/05	16,825,000	11,010,413	11,037,835	0	0
05/06	15,040,000	11,167,463	11,650,082	0	0
06/07	15,040,000	11,008,373	11,418,186	0	0

#### B. TAX COLLECTION

<u>Year</u>	<u>Taxes Due(\$)</u>	<u>Taxes Unpaid(\$)</u>	<u>Percent</u>	<u>Teeter Plan</u>
03/04	13,675,620	549,885	4	Yes
04/05	13,914,322	876,491	6	Yes
05/06	14,166,622	680,115	5	Yes
06/07	14,347,264	1,648,409	11	Yes

#### C. DELINQUENT PARCELS

<u>Year</u>	<u>Reporting Date</u>	<u># of Parcels</u>	<u>Total Amount Due(\$)</u>
03/04	06-30-04	689	859,212
04/05	04-19-05	1,031	983,379
05/06	08-22-06	739	741,567
06/07	05-15-07	1,719	1,906,295

#### D. FORECLOSURE

<u># of Parcels</u>	<u>Total Amount of Taxes Due (\$)</u>
0	0
0	0
0	0
0	0

#### E. ASSESSED VALUE OF PARCELS

<u>Reporting Date</u>	<u>Appraisal/ Tax Roll</u>	<u>Assessed Value(\$)</u>
07-01-04	Tax Roll	3,727,681,487
07-01-05	Tax Roll	4,153,690,465
07-11-06	Tax Roll	4,787,632,685
07-05-07	Tax Roll	5,138,102,201

#### F. MISCELLANEOUS

The bonds are on Parity with the following Series: 1995, 1997, 1998, 1999, 2001, 2002, 2003 & 2005.  
The Reserve Fund Minimum and Fund Balance requirements for all parity bonds is aggregate.



## 2007 MELLO-ROOS YEARLY FISCAL STATUS REPORT

<u>Date</u>	<u>Amount(\$)</u>	<u>Issuing Entity, County, Type of Debt, Purpose</u>	<u>Rating(s) Enhancmt</u>	<u>Type of Sale</u>	<u>Role, Participant</u>	<u>Maturity Date/ Type</u>	<u>Interest Rate/ Type</u>
07-07-05	\$61,985,000	Antioch Area Public Facilities Financing Agency CFD No 1989-1 Contra Costa CDIAC Number: 2005-1068 Limited tax obligation bond K-12 school facility Refunding	S:AAA/A M:Aaa/A3  Ins	Comp	(BC) Orrick Herrington (FA) Public Financial (EN) FGIC (TR) The Bank of NY Trust Co (UW) UBS Financial Services	08-01-25 Comb	4.299 NIC

### YEARLY FISCAL STATUS REPORT INFORMATION

#### A. FUND BALANCES

<u>Year</u>	<u>Principal Amt Outstanding(\$)</u>	<u>Minimum Bond Reserve(\$)</u>	<u>Bond Reserve Fund(\$)</u>	<u>Capitalized Interest(\$)</u>	<u>Construction Fund(\$)</u>
05/06	61,985,000	11,167,463	11,650,081	0	0
06/07	61,735,000	11,008,373	11,418,186	0	0

#### B. TAX COLLECTION

<u>Year</u>	<u>Taxes Due(\$)</u>	<u>Taxes Unpaid(\$)</u>	<u>Percent</u>	<u>Teeter Plan</u>
05/06	14,166,622	680,115	5	Yes
06/07	14,347,264	1,648,409	11	Yes

#### C. DELINQUENT PARCELS

<u>Year</u>	<u>Reporting Date</u>	<u># of Parcels</u>	<u>Total Amount Due(\$)</u>
05/06	08-22-06	739	741,567
06/07	05-15-07	1,719	1,906,295

#### D. FORECLOSURE

<u># of Parcels</u>	<u>Total Amount of Taxes Due (\$)</u>
0	0
0	0

#### E. ASSESSED VALUE OF PARCELS

<u>Reporting Date</u>	<u>Appraisal/ Tax Roll</u>	<u>Assessed Value(\$)</u>
07-11-06	Tax Roll	4,787,632,685
07-05-07	Tax Roll	5,138,102,201

#### F. MISCELLANEOUS

The bonds are on Parity with the following Series: 1995, 1997, 1998, 1999, 2001, 2002, 2003 & 2005.  
The Reserve Fund Minimum and Fund Balance requirements for all parity bonds is aggregate.



## 2007 MELLO-ROOS YEARLY FISCAL STATUS REPORT

<u>Date</u>	<u>Amount(\$)</u>	<u>Issuing Entity, County, Type of Debt, Purpose</u>	<u>Rating(s) Enhancmt</u>	<u>Type of Sale</u>	<u>Role, Participant</u>	<u>Maturity Date/ Type</u>	<u>Interest Rate/ Type</u>
11-29-06	\$24,830,000	Antioch Area Public Facilities Financing Agency CFD No 1989-1 Contra Costa CDIAC Number: 2006-1450 Limited tax obligation bond K-12 school facility School Facs & Prewett Comm Prk Refunding	S:AAA/A M:Aaa/A2  Ins	Neg	(BC) Orrick Herrington (FA) Public Financial (EN) Ambac (TR) The Bank of NY Trust Co (UW) Piper Jaffray & Co	08-01-25 Serial	3.93 NIC

### YEARLY FISCAL STATUS REPORT INFORMATION

#### A. FUND BALANCES

<u>Year</u>	<u>Principal Amt Outstanding(\$)</u>	<u>Minimum Bond Reserve(\$)</u>	<u>Bond Reserve Fund(\$)</u>	<u>Capitalized Interest(\$)</u>	<u>Construction Fund(\$)</u>
06/07	24,830,000	11,008,373	11,418,186	0	0

#### B. TAX COLLECTION

<u>Taxes Due(\$)</u>	<u>Taxes Unpaid(\$)</u>	<u>Percent</u>	<u>Teeter Plan</u>
14,347,264	1,648,409	11	Yes

#### C. DELINQUENT PARCELS

<u>Year</u>	<u>Reporting Date</u>	<u># of Parcels</u>	<u>Total Amount Due(\$)</u>
06/07	05-15-07	1,719	1,906,295

#### D. FORECLOSURE

<u># of Parcels</u>	<u>Total Amount of Taxes Due (\$)</u>
0	0

#### E. ASSESSED VALUE OF PARCELS

<u>Reporting Date</u>	<u>Appraisal/ Tax Roll</u>	<u>Assessed Value(\$)</u>
07-05-07	Tax Roll	5,138,102,201

#### F. MISCELLANEOUS



## 2007 MELLO-ROOS YEARLY FISCAL STATUS REPORT

<u>Date</u>	<u>Amount(\$)</u>	<u>Issuing Entity, County, Type of Debt, Purpose</u>	<u>Rating(s) Enhancmt</u>	<u>Type of Sale</u>	<u>Role, Participant</u>	<u>Maturity Date/ Type</u>	<u>Interest Rate/ Type</u>
10-31-97	\$6,400,000	Clayton CFD No 1990-1 Contra Costa CDIAC Number: 1997-1572 Limited tax obligation bond K-12 school facility Refunding	NR	Neg	(BC) Brown & Wood (TR) First Trust of CA (UW) Clayton FA	09-02-22 Serial	5.552 NIC

### YEARLY FISCAL STATUS REPORT INFORMATION

#### A. FUND BALANCES

<u>Year</u>	<u>Principal Amt Outstanding(\$)</u>	<u>Minimum Bond Reserve(\$)</u>	<u>Bond Reserve Fund(\$)</u>	<u>Capitalized Interest(\$)</u>	<u>Construction Fund(\$)</u>
01/02	5,854,000	322,525	338,199	0	0
02/03	5,713,000	322,525	344,030	0	0
03/04	5,565,000	0	0	0	0
04/05	5,241,000	0	0	0	0
05/06	5,241,000	0	0	0	0
06/07	5,065,000	0	0	0	0

#### B. TAX COLLECTION

<u>Year</u>	<u>Taxes Due(\$)</u>	<u>Taxes Unpaid(\$)</u>	<u>Percent</u>	<u>Teeter Plan</u>
01/02	542,008	15,279	3	Yes
02/03	541,143	16,538	3	Yes
03/04	543,106	9,008	2	Yes
04/05	539,326	9,512	2	Yes
05/06	540,875	5,309	1	Yes
06/07	541,039	10,041	2	Yes

#### C. DELINQUENT PARCELS

<u>Year</u>	<u>Reporting Date</u>	<u># of Parcels</u>	<u>Total Amount Due(\$)</u>
01/02	06-30-02	53	18,219
02/03	06-30-03	65	18,514
03/04	06-30-03	39	9,008
04/05	06-30-05	35	11,152
05/06	06-30-06	16	6,786
06/07	06-30-07	33	13,659

#### D. FORECLOSURE

<u># of Parcels</u>	<u>Total Amount of Taxes Due (\$)</u>
0	0
0	0
0	0
0	0
0	0
0	0

#### E. ASSESSED VALUE OF PARCELS

<u>Reporting Date</u>	<u>Appraisal/ Tax Roll</u>	<u>Assessed Value(\$)</u>
06-30-02	Tax Roll	494,402,587
06-30-03	Tax Roll	528,275,996
01-01-04	Tax Roll	561,345,708
01-01-05	Tax Roll	561,345,708
01-01-06	Tax Roll	652,524,334
01-01-07	Tax Roll	668,808,583

#### F. MISCELLANEOUS



## 2007 MELLO-ROOS YEARLY FISCAL STATUS REPORT

<u>Date</u>	<u>Amount(\$)</u>	<u>Issuing Entity, County, Type of Debt, Purpose</u>	<u>Rating(s) Enhancmt</u>	<u>Type of Sale</u>	<u>Role, Participant</u>	<u>Maturity Date/ Type</u>	<u>Interest Rate/ Type</u>
12-14-99	\$1,269,000	Clayton CFD No 1990-2 Contra Costa CDIAC Number: 1999-2031 Limited tax obligation bond Multiple capital improvements, public works Refunding	NR	Comp	(BC) Jones Hall (FA) W J Fawell Co (TR) US Bank Corp Trust (UW) City National Bank	09-02-15 Serial	5.556 NIC

### YEARLY FISCAL STATUS REPORT INFORMATION

#### A. FUND BALANCES

<u>Year</u>	<u>Principal Amt Outstanding(\$)</u>	<u>Minimum Bond Reserve(\$)</u>	<u>Bond Reserve Fund(\$)</u>	<u>Capitalized Interest(\$)</u>	<u>Construction Fund(\$)</u>
01/02	1,164,000	0	0	0	0
02/03	1,111,000	0	0	0	0
03/04	1,054,000	0	0	0	0
04/05	927,000	0	0	0	0
05/06	927,000	0	0	0	0
06/07	857,000	0	0	0	0

#### B. TAX COLLECTION

<u>Taxes Due(\$)</u>	<u>Taxes Unpaid(\$)</u>	<u>Percent</u>	<u>Teeter Plan</u>
132,678	0	0	Yes
130,917	0	0	Yes
131,929	0	0	Yes
135,326	0	0	Yes
136,019	0	0	Yes
135,287	0	0	Yes

#### C. DELINQUENT PARCELS

<u>Year</u>	<u>Reporting Date</u>	<u># of Parcels</u>	<u>Total Amount Due(\$)</u>
01/02	06-30-02	0	0
02/03	06-30-03	0	0
03/04	06-30-03	0	0
04/05	06-30-05	0	0
05/06	06-30-06	0	0
06/07	06-30-07	0	0

#### D. FORECLOSURE

<u># of Parcels</u>	<u>Total Amount of Taxes Due (\$)</u>
0	0
0	0
0	0
0	0
0	0
0	0

#### E. ASSESSED VALUE OF PARCELS

<u>Reporting Date</u>	<u>Appraisal/ Tax Roll</u>	<u>Assessed Value(\$)</u>
06-30-02	Tax Roll	8,006,186
06-30-03	Tax Roll	8,166,305
06-30-04	Tax Roll	8,318,766
06-30-05	Tax Roll	8,318,766
01-01-06	Tax Roll	8,654,837
01-01-07	Tax Roll	8,827,929

#### F. MISCELLANEOUS



## 2007 MELLO-ROOS YEARLY FISCAL STATUS REPORT

<u>Date</u>	<u>Amount(\$)</u>	<u>Issuing Entity, County, Type of Debt, Purpose</u>	<u>Rating(s) Enhancmt</u>	<u>Type of Sale</u>	<u>Role, Participant</u>	<u>Maturity Date/ Type</u>	<u>Interest Rate/ Type</u>
06-14-01	\$7,220,000	Contra Costa County CFD No 2001-1 Contra Costa CDIAC Number: 2001-0558 Limited tax obligation bond Street construction and improvements Norris Canyon	NR	Neg	(BC) Jones Hall (TR) BNY Western Trust (UW) Stone & Youngberg	09-01-31 Comb	6.03 NIC

### YEARLY FISCAL STATUS REPORT INFORMATION

#### A. FUND BALANCES

<u>Year</u>	<u>Principal Amt Outstanding(\$)</u>	<u>Minimum Bond Reserve(\$)</u>	<u>Bond Reserve Fund(\$)</u>	<u>Capitalized Interest(\$)</u>	<u>Construction Fund(\$)</u>
01/02	7,220,000	416,852	443,181	362,740	6,129,103
02/03	7,220,000	416,852	443,319	42	0
03/04	7,095,000	416,852	443,333	0	0
04/05	6,980,000	416,852	443,589	0	0
05/06	6,860,000	416,852	444,187	0	0
06/07	6,735,000	523,635	594,374	0	0

#### B. TAX COLLECTION

<u>Taxes Due(\$)</u>	<u>Taxes Unpaid(\$)</u>	<u>Percent</u>	<u>Teeter Plan</u>
71,400	1,470	2	Yes
469,447	1,050	0	Yes
530,855	5,250	1	Yes
536,230	10,500	2	Yes
542,605	2,100	0	Yes
546,460	21,000	4	Yes

#### C. DELINQUENT PARCELS

<u>Year</u>	<u>Reporting Date</u>	<u># of Parcels</u>	<u>Total Amount Due(\$)</u>
01/02	06-05-02	1	1,470
02/03	07-13-03	1	1,050
03/04	06-02-04	5	5,250
04/05	06-09-05	8	10,500
05/06	06-09-06	2	2,100
06/07	07-10-07	14	21,000

#### D. FORECLOSURE

<u># of Parcels</u>	<u>Total Amount of Taxes Due (\$)</u>
0	0
0	0
0	0
0	0
0	0
0	0

#### E. ASSESSED VALUE OF PARCELS

<u>Reporting Date</u>	<u>Appraisal/ Tax Roll</u>	<u>Assessed Value(\$)</u>
07-01-02	Tax Roll	140,193,259
07-01-03	Tax Roll	166,732,157
07-01-04	Tax Roll	208,385,838
07-01-05	Tax Roll	263,030,895
07-01-06	Tax Roll	343,245,643
07-01-07	Tax Roll	429,072,941

#### F. MISCELLANEOUS



## 2007 MELLO-ROOS YEARLY FISCAL STATUS REPORT

<u>Date</u>	<u>Amount(\$)</u>	<u>Issuing Entity, County, Type of Debt, Purpose</u>	<u>Rating(s) Enhancmt</u>	<u>Type of Sale</u>	<u>Role, Participant</u>	<u>Maturity Date/ Type</u>	<u>Interest Rate/ Type</u>
05-30-02	\$29,000,000	Mt Diablo Unified School District CFD No 1 Contra Costa CDIAC Number: 2002-0634 Limited tax obligation bond K-12 school facility Refunding	M:Aaa    Ins	Neg	(BC) Sidley Austin Brown Wood (FA) Government Fin Strat (EN) Ambac (TR) US Bank Natl Assoc (UW) Morgan Stanley	08-01-22 Serial	4.531 NIC

### YEARLY FISCAL STATUS REPORT INFORMATION

#### A. FUND BALANCES

<u>Year</u>	<u>Principal Amt Outstanding(\$)</u>	<u>Minimum Bond Reserve(\$)</u>	<u>Bond Reserve Fund(\$)</u>	<u>Capitalized Interest(\$)</u>	<u>Construction Fund(\$)</u>	<u>Taxes Due(\$)</u>	<u>Taxes Unpaid(\$)</u>	<u>Percent</u>	<u>Teeter Plan</u>
01/02	29,000,000	6,320,854	6,355,432	0	0	6,403,425	104,520	2	Yes
02/03	29,000,000	6,320,854	6,420,896	0	0	6,524,057	76,802	1	Yes
03/04	28,115,000	6,320,854	6,320,854	0	0	0	0	0	Yes
04/05	27,075,000	6,341,877	6,392,958	0	0	0	0	0	Yes
05/06	26,010,000	6,486,742	6,486,742	0	0	0	0	0	Yes
06/07	24,915,000	6,132,495	6,502,879	0	0	6,766,933	0	0	Yes

#### B. TAX COLLECTION

#### C. DELINQUENT PARCELS

<u>Year</u>	<u>Reporting Date</u>	<u># of Parcels</u>	<u>Total Amount Due(\$)</u>
01/02		0	0
02/03		0	0
03/04		0	0
04/05		0	0
05/06	06-30-06	0	0
06/07	06-30-07	0	0

#### D. FORECLOSURE

<u># of Parcels</u>	<u>Total Amount of Taxes Due (\$)</u>
0	0
0	0
0	0
0	0
0	0
0	0

#### E. ASSESSED VALUE OF PARCELS

<u>Reporting Date</u>	<u>Appraisal/ Tax Roll</u>	<u>Assessed Value(\$)</u>
07-01-02	Tax Roll	21,892,484,285
07-01-03	Tax Roll	23,631,908,362
07-01-04	Tax Roll	25,309,280,800
07-01-05	Tax Roll	0
06-30-06	Tax Roll	0
06-30-07	Tax Roll	0

#### F. MISCELLANEOUS





## 2007 MELLO-ROOS YEARLY FISCAL STATUS REPORT

<u>Date</u>	<u>Amount(\$)</u>	<u>Issuing Entity, County, Type of Debt, Purpose</u>	<u>Rating(s) Enhancmt</u>	<u>Type of Sale</u>	<u>Role, Participant</u>	<u>Maturity Date/ Type</u>	<u>Interest Rate/ Type</u>
06-09-05	\$15,760,000	Mt Diablo Unified School District CFD No 1 Contra Costa CDIAC Number: 2005-0555 Limited tax obligation bond K-12 school facility Refunding	M:Aaa/A1  Ins	Neg	(BC) Sidley Austin Brown Wood (FA) Government Fin Strat (EN) MBIA Corp (TR) US Bank Natl Assoc (UW) Morgan Stanley Dean	08-01-24 Serial	3.979 NIC

### YEARLY FISCAL STATUS REPORT INFORMATION

#### A. FUND BALANCES

<u>Year</u>	<u>Principal Amt Outstanding(\$)</u>	<u>Minimum Bond Reserve(\$)</u>	<u>Bond Reserve Fund(\$)</u>	<u>Capitalized Interest(\$)</u>	<u>Construction Fund(\$)</u>
04/05	15,760,000	6,341,877	6,392,958	0	0
05/06	15,760,000	6,486,742	6,486,742	0	0
06/07	15,295,000	6,132,495	6,502,879	0	0

#### B. TAX COLLECTION

<u>Year</u>	<u>Taxes Due(\$)</u>	<u>Taxes Unpaid(\$)</u>	<u>Percent</u>	<u>Teeter Plan</u>
04/05	0	0	0	Yes
05/06	0	0	0	Yes
06/07	0	0	0	Yes

#### C. DELINQUENT PARCELS

<u>Year</u>	<u>Reporting Date</u>	<u># of Parcels</u>	<u>Total Amount Due(\$)</u>
04/05		0	0
05/06	06-30-06	0	0
06/07	06-30-07	0	0

#### D. FORECLOSURE

<u># of Parcels</u>	<u>Total Amount of Taxes Due (\$)</u>
0	0
0	0
0	0

#### E. ASSESSED VALUE OF PARCELS

<u>Reporting Date</u>	<u>Appraisal/ Tax Roll</u>	<u>Assessed Value(\$)</u>
07-01-05	Tax Roll	0
06-30-06	Tax Roll	0
06-30-07	Tax Roll	0

#### F. MISCELLANEOUS



## 2007 MELLO-ROOS YEARLY FISCAL STATUS REPORT

<u>Date</u>	<u>Amount(\$)</u>	<u>Issuing Entity, County, Type of Debt, Purpose</u>	<u>Rating(s) Enhancmt</u>	<u>Type of Sale</u>	<u>Role, Participant</u>	<u>Maturity Date/ Type</u>	<u>Interest Rate/ Type</u>
06-14-06	\$29,995,000	Mt Diablo Unified School District CFD No 1 Contra Costa CDIAC Number: 2006-0528 Limited tax obligation bond K-12 school facility Refunding	M:Aaa/A1    Ins	Neg	(BC) Sidley Austin LLP (FA) Government Fin Strat (EN) MBIA Corp (TR) US Bank Natl Assoc (UW) UBS Securities	08-01-26 Comb	4.101 NIC

### YEARLY FISCAL STATUS REPORT INFORMATION

#### A. FUND BALANCES

<u>Year</u>	<u>Principal Amt Outstanding(\$)</u>	<u>Minimum Bond Reserve(\$)</u>	<u>Bond Reserve Fund(\$)</u>	<u>Capitalized Interest(\$)</u>	<u>Construction Fund(\$)</u>
05/06	29,995,000	6,486,742	6,486,742	0	0
06/07	29,995,000	6,132,495	6,502,879	0	0

#### B. TAX COLLECTION

<u>Taxes Due(\$)</u>	<u>Taxes Unpaid(\$)</u>	<u>Percent</u>	<u>Teeter Plan</u>
0	0	0	Yes
6,766,933	0	0	Yes

#### C. DELINQUENT PARCELS

<u>Year</u>	<u>Reporting Date</u>	<u># of Parcels</u>	<u>Total Amount Due(\$)</u>
05/06	06-30-06	0	0
06/07	06-30-07	0	0

#### D. FORECLOSURE

<u># of Parcels</u>	<u>Total Amount of Taxes Due (\$)</u>
0	0
0	0

#### E. ASSESSED VALUE OF PARCELS

<u>Reporting Date</u>	<u>Appraisal/ Tax Roll</u>	<u>Assessed Value(\$)</u>
06-30-06	Tax Roll	0
06-30-07	Tax Roll	0

#### F. MISCELLANEOUS



## 2007 MELLO-ROOS YEARLY FISCAL STATUS REPORT

<u>Date</u>	<u>Amount(\$)</u>	<u>Issuing Entity, County, Type of Debt, Purpose</u>	<u>Rating(s) Enhancmt</u>	<u>Type of Sale</u>	<u>Role, Participant</u>	<u>Maturity Date/ Type</u>	<u>Interest Rate/ Type</u>
11-03-05	\$12,115,000	Pittsburg CFD No 2005-2 Contra Costa CDIAC Number: 2005-1739 Limited tax obligation bond Multiple capital improvements, public works Vista Del Mar	NR	Neg	(BC) Orrick Herrington (FA) Public Financial (TR) The Bank of NY Trust Co (UW) Piper Jaffray & Co	09-01-35 Comb	5.158 NIC

### YEARLY FISCAL STATUS REPORT INFORMATION

#### A. FUND BALANCES

<u>Year</u>	<u>Principal Amt Outstanding(\$)</u>	<u>Minimum Bond Reserve(\$)</u>	<u>Bond Reserve Fund(\$)</u>	<u>Capitalized Interest(\$)</u>	<u>Construction Fund(\$)</u>
05/06	12,115,000	804,108	819,890	294,334	8,052,196
06/07	12,115,000	804,108	819,171	240	5,445,688

#### B. TAX COLLECTION

<u>Taxes Due(\$)</u>	<u>Taxes Unpaid(\$)</u>	<u>Percent</u>	<u>Teeter Plan</u>
0	0	0	Yes
790,624	0	0	Yes

#### C. DELINQUENT PARCELS

<u>Year</u>	<u>Reporting Date</u>	<u># of Parcels</u>	<u>Total Amount Due(\$)</u>
05/06	08-31-06	0	0
06/07	07-10-07	0	0

#### D. FORECLOSURE

<u># of Parcels</u>	<u>Total Amount of Taxes Due (\$)</u>
0	0
0	0

#### E. ASSESSED VALUE OF PARCELS

<u>Reporting Date</u>	<u>Appraisal/ Tax Roll</u>	<u>Assessed Value(\$)</u>
08-11-05	Appraisal	44,750,000
07-01-07	Tax Roll	108,821,620

#### F. MISCELLANEOUS



## 2007 MELLO-ROOS YEARLY FISCAL STATUS REPORT

<u>Date</u>	<u>Amount(\$)</u>	<u>Issuing Entity, County, Type of Debt, Purpose</u>	<u>Rating(s) Enhancmt</u>	<u>Type of Sale</u>	<u>Role, Participant</u>	<u>Maturity Date/ Type</u>	<u>Interest Rate/ Type</u>
11-24-98	\$7,470,000	Pleasant Hill Downtown CFD No 1 Contra Costa CDIAC Number: 1998-1912 Limited tax obligation bond Multiple capital improvements, public works Downtown Series A	NR	Neg	(BC) Nossaman Guthner (TR) US Bank Corp Trust (UW) Piper Jaffray Inc	08-01-28 Comb	5.877 TIC

### YEARLY FISCAL STATUS REPORT INFORMATION

#### A. FUND BALANCES

<u>Year</u>	<u>Principal Amt Outstanding(\$)</u>	<u>Minimum Bond Reserve(\$)</u>	<u>Bond Reserve Fund(\$)</u>	<u>Capitalized Interest(\$)</u>	<u>Construction Fund(\$)</u>
01/02	7,460,000	587,902	597,666	0	0
02/03	7,440,000	570,689	588,726	0	0
03/04	7,410,000	598,746	598,746	0	0
04/05	7,305,000	598,746	601,220	0	0
05/06	7,305,000	609,229	609,229	0	0
06/07	7,230,000	614,394	618,449	0	0

#### B. TAX COLLECTION

<u>Taxes Due(\$)</u>	<u>Taxes Unpaid(\$)</u>	<u>Percent</u>	<u>Teeter Plan</u>
686,274	0	0	Yes
769,886	0	0	Yes
478,760	0	0	Yes
491,727	0	0	Yes
504,149	0	0	Yes
515,775	0	0	Yes

#### C. DELINQUENT PARCELS

<u>Year</u>	<u>Reporting Date</u>	<u># of Parcels</u>	<u>Total Amount Due(\$)</u>
01/02	06-30-02	0	0
02/03	06-30-03	0	0
03/04	06-30-03	0	0
04/05	06-30-05	0	0
05/06	06-30-06	0	0
06/07	06-30-07	0	0

#### D. FORECLOSURE

<u># of Parcels</u>	<u>Total Amount of Taxes Due (\$)</u>
0	0
0	0
0	0
0	0
0	0
0	0

#### E. ASSESSED VALUE OF PARCELS

<u>Reporting Date</u>	<u>Appraisal/ Tax Roll</u>	<u>Assessed Value(\$)</u>
06-30-02	Tax Roll	65,786,823
06-30-03	Tax Roll	73,110,753
01-01-04	Tax Roll	74,579,490
01-01-05	Tax Roll	76,071,071
01-01-06	Tax Roll	77,592,482
01-01-07	Tax Roll	80,005,065

#### F. MISCELLANEOUS



## 2007 MELLO-ROOS YEARLY FISCAL STATUS REPORT

<u>Date</u>	<u>Amount(\$)</u>	<u>Issuing Entity, County, Type of Debt, Purpose</u>	<u>Rating(s) Enhancmt</u>	<u>Type of Sale</u>	<u>Role, Participant</u>	<u>Maturity Date/ Type</u>	<u>Interest Rate/ Type</u>
11-20-02	\$7,290,000	Pleasant Hill Downtown CFD No 1 Contra Costa CDIAC Number: 2002-1853 Limited tax obligation bond Multiple capital improvements, public works Refunding	NR	Neg	(BC) Jones Hall (FA) Northcross Hill Ach (TR) US Bank Natl Assoc (UW) Prager McCarthy	09-01-32 Comb	6.034 NIC

### YEARLY FISCAL STATUS REPORT INFORMATION

#### A. FUND BALANCES

<u>Year</u>	<u>Principal Amt Outstanding(\$)</u>	<u>Minimum Bond Reserve(\$)</u>	<u>Bond Reserve Fund(\$)</u>	<u>Capitalized Interest(\$)</u>	<u>Construction Fund(\$)</u>	<u>Taxes Due(\$)</u>	<u>Taxes Unpaid(\$)</u>	<u>Percent</u>	<u>Teeter Plan</u>
02/03	7,290,000	515,823	517,090	0	0	769,886	0	0	Yes
03/04	7,115,000	515,823	516,392	0	0	529,464	0	0	Yes
04/05	6,880,000	515,823	519,976	0	0	531,297	0	0	Yes
05/06	6,880,000	515,694	522,676	0	0	527,342	0	0	Yes
06/07	6,760,000	515,694	523,695	0	0	527,189	0	0	Yes

#### B. TAX COLLECTION

#### C. DELINQUENT PARCELS

<u>Year</u>	<u>Reporting Date</u>	<u># of Parcels</u>	<u>Total Amount Due(\$)</u>	<u># of Parcels</u>	<u>Total Amount of Taxes Due (\$)</u>	<u>Reporting Date</u>	<u>Appraisal/ Tax Roll</u>	<u>Assessed Value(\$)</u>
02/03	06-30-03	0	0	0	0	06-30-03	Tax Roll	73,110,753
03/04	06-30-03	0	0	0	0	01-01-04	Tax Roll	74,579,490
04/05	06-30-05	0	0	0	0	01-01-04	Tax Roll	76,071,071
05/06	06-30-06	0	0	0	0	01-01-06	Tax Roll	77,592,482
06/07	06-30-07	0	0	0	0	01-01-07	Tax Roll	80,005,065

#### D. FORECLOSURE

#### E. ASSESSED VALUE OF PARCELS

#### F. MISCELLANEOUS



## 2007 MELLO-ROOS YEARLY FISCAL STATUS REPORT

<u>Date</u>	<u>Amount(\$)</u>	<u>Issuing Entity, County, Type of Debt, Purpose</u>	<u>Rating(s) Enhancmt</u>	<u>Type of Sale</u>	<u>Role, Participant</u>	<u>Maturity Date/ Type</u>	<u>Interest Rate/ Type</u>
10-05-98	\$4,500,000	Richmond Redevelopment Agency CFD No 1998-1 Contra Costa CDIAC Number: 1998-1840 Limited tax obligation bond Redevelopment, multiple purposes Marina Westshore	NR	Neg	(BC) Orrick Herrington (TR) US Bank Corp Trust (UW) Westhoff Cone	10-01-28 Comb	5.389 NIC

### YEARLY FISCAL STATUS REPORT INFORMATION

#### A. FUND BALANCES

<u>Year</u>	<u>Principal Amt Outstanding(\$)</u>	<u>Minimum Bond Reserve(\$)</u>	<u>Bond Reserve Fund(\$)</u>	<u>Capitalized Interest(\$)</u>	<u>Construction Fund(\$)</u>
01/02	4,340,000	314,423	316,955	0	1,657,900
02/03	4,255,000	314,423	315,152	0	903,877
03/04	4,165,000	314,423	314,771	0	299,255
04/05	4,165,000	314,423	317,064	0	77,824
05/06	4,070,000	314,335	320,021	0	81,422
06/07	3,975,000	314,335	319,122	0	84,556

#### B. TAX COLLECTION

<u>Taxes Due(\$)</u>	<u>Taxes Unpaid(\$)</u>	<u>Percent</u>	<u>Teeter Plan</u>
323,910	0	0	Yes
327,191	0	0	Yes
328,037	0	0	Yes
329,304	0	0	Yes
325,011	0	0	Yes
325,687	0	0	Yes

#### C. DELINQUENT PARCELS

<u>Year</u>	<u>Reporting Date</u>	<u># of Parcels</u>	<u>Total Amount Due(\$)</u>
01/02	10-11-02	0	0
02/03	05-01-03	0	0
03/04	01-28-04	0	0
04/05	04-19-05	0	0
05/06	08-22-06	0	0
06/07	05-15-07	0	0

#### D. FORECLOSURE

<u># of Parcels</u>	<u>Total Amount of Taxes Due (\$)</u>
0	0
0	0
0	0
0	0
0	0
0	0

#### E. ASSESSED VALUE OF PARCELS

<u>Reporting Date</u>	<u>Appraisal/ Tax Roll</u>	<u>Assessed Value(\$)</u>
07-03-02	Tax Roll	25,756,427
07-01-03	Tax Roll	26,271,553
07-01-04	Tax Roll	28,967,376
07-01-05	Tax Roll	26,762,039
06-30-06	Tax Roll	27,843,220
07-01-07	Tax Roll	30,740,398

#### F. MISCELLANEOUS



## 2007 MELLO-ROOS YEARLY FISCAL STATUS REPORT

<u>Date</u>	<u>Amount(\$)</u>	<u>Issuing Entity, County, Type of Debt, Purpose</u>	<u>Rating(s) Enhancmt</u>	<u>Type of Sale</u>	<u>Role, Participant</u>	<u>Maturity Date/ Type</u>	<u>Interest Rate/ Type</u>
08-13-99	\$43,650,000	El Dorado County CFD No 1992-1 El Dorado CDIAC Number: 1999-1737 Limited tax obligation bond Multiple capital improvements, public works El Dorado Hills Refunding	NR	Neg	(BC) Orrick Herrington (FA) Fieldman Rolapp (TR) BNY Western Trust (UW) PaineWebber	09-01-29 Comb	6.255 NIC

### YEARLY FISCAL STATUS REPORT INFORMATION

#### A. FUND BALANCES

<u>Year</u>	<u>Principal Amt Outstanding(\$)</u>	<u>Minimum Bond Reserve(\$)</u>	<u>Bond Reserve Fund(\$)</u>	<u>Capitalized Interest(\$)</u>	<u>Construction Fund(\$)</u>	<u>Taxes Due(\$)</u>	<u>Taxes Unpaid(\$)</u>	<u>Percent</u>	<u>Teeter Plan</u>
01/02	42,270,000	3,309,563	3,355,007	0	5,484,209	3,129,305	50,552	2	No
02/03	41,475,000	3,304,563	3,369,017	0	2,004,006	3,424,978	121,697	4	No
03/04	40,640,000	4,637,379	3,309,171	0	2,013,742	3,521,192	113,691	3	No
04/05	39,800,000	4,637,379	3,322,331	0	1	4,485,612	192,550	4	No
05/06	38,050,000	3,297,713	4,703,838	0	13,860,659	4,373,442	108,395	2	No
06/07	38,030,000	4,633,954	4,694,473	0	10,540,932	4,614,952	190,079	4	No

#### B. TAX COLLECTION

#### C. DELINQUENT PARCELS

<u>Year</u>	<u>Reporting Date</u>	<u># of Parcels</u>	<u>Total Amount Due(\$)</u>	<u># of Parcels</u>	<u>Total Amount of Taxes Due (\$)</u>	<u>Reporting Date</u>	<u>Appraisal/ Tax Roll</u>	<u>Assessed Value(\$)</u>
01/02	06-30-02	62	50,552	0	0	06-30-02	Tax Roll	587,504,438
02/03	05-05-03	221	130,122	0	0	06-30-03	Tax Roll	912,149,967
03/04	06-30-04	237	130,493	0	0	06-30-04	Tax Roll	1,168,480,771
04/05	06-30-05	281	207,611	0	0	06-30-05	Tax Roll	1,583,081,722
05/06	06-30-06	131	118,366	0	0	01-01-06	Tax Roll	1,955,016,880
06/07	06-30-07	241	220,498	0	0	01-01-07	Tax Roll	2,145,274,453

#### D. FORECLOSURE

#### E. ASSESSED VALUE OF PARCELS

#### F. MISCELLANEOUS



## 2007 MELLO-ROOS YEARLY FISCAL STATUS REPORT

<u>Date</u>	<u>Amount(\$)</u>	<u>Issuing Entity, County, Type of Debt, Purpose</u>	<u>Rating(s) Enhancmt</u>	<u>Type of Sale</u>	<u>Role, Participant</u>	<u>Maturity Date/ Type</u>	<u>Interest Rate/ Type</u>
05-12-04	\$17,490,000	El Dorado County CFD No 1992-1 El Dorado CDIAC Number: 2004-0529 Limited tax obligation bond Multiple capital improvements, public works El Dorado Hills	NR	Neg	(BC) Orrick Herrington (TR) BNY Western Trust (UW) Westhoff Cone	09-01-31 Comb	5.859 NIC

### YEARLY FISCAL STATUS REPORT INFORMATION

#### A. FUND BALANCES

<u>Year</u>	<u>Principal Amt Outstanding(\$)</u>	<u>Minimum Bond Reserve(\$)</u>	<u>Bond Reserve Fund(\$)</u>	<u>Capitalized Interest(\$)</u>	<u>Construction Fund(\$)</u>
03/04	17,490,000	4,637,379	1,328,791	0	15,729,214
04/05	17,490,000	4,637,379	1,337,884	0	13,361,051
05/06	17,490,000	1,615,500	4,703,838	0	13,860,659
06/07	17,490,000	4,633,954	4,694,473	0	10,540,932

#### B. TAX COLLECTION

<u>Taxes Due(\$)</u>	<u>Taxes Unpaid(\$)</u>	<u>Percent</u>	<u>Teeter Plan</u>
0	0	0	No
0	0	0	No
4,373,442	108,395	2	No
4,614,952	190,079	4	No

#### C. DELINQUENT PARCELS

<u>Year</u>	<u>Reporting Date</u>	<u># of Parcels</u>	<u>Total Amount Due(\$)</u>
03/04	06-30-04	0	0
04/05	06-30-05	0	0
05/06	06-30-06	131	118,366
06/07	06-30-07	241	220,498

#### D. FORECLOSURE

<u># of Parcels</u>	<u>Total Amount of Taxes Due (\$)</u>
0	0
0	0
0	0
0	0

#### E. ASSESSED VALUE OF PARCELS

<u>Reporting Date</u>	<u>Appraisal/ Tax Roll</u>	<u>Assessed Value(\$)</u>
06-30-04	Appraisal	1,168,480,771
06-30-05	Appraisal	1,583,081,722
01-01-06	Tax Roll	1,955,016,880
01-01-07	Tax Roll	2,145,274,453

#### F. MISCELLANEOUS





## 2007 MELLO-ROOS YEARLY FISCAL STATUS REPORT

<u>Date</u>	<u>Amount(\$)</u>	<u>Issuing Entity, County, Type of Debt, Purpose</u>	<u>Rating(s) Enhancmt</u>	<u>Type of Sale</u>	<u>Role, Participant</u>	<u>Maturity Date/ Type</u>	<u>Interest Rate/ Type</u>
04-16-02	\$10,940,000	El Dorado County CFD No 2001-1 El Dorado CDIAC Number: 2002-0209 Limited tax obligation bond Multiple capital improvements, public works Promontory Specific Plan	NR	Neg	(BC) Orrick Herrington (FA) Fieldman Rolapp (TR) BNY Western Trust (UW) Westhoff Cone	09-01-31 Comb	6.274 NIC

### YEARLY FISCAL STATUS REPORT INFORMATION

#### A. FUND BALANCES

<u>Year</u>	<u>Principal Amt Outstanding(\$)</u>	<u>Minimum Bond Reserve(\$)</u>	<u>Bond Reserve Fund(\$)</u>	<u>Capitalized Interest(\$)</u>	<u>Construction Fund(\$)</u>
01/02	10,940,000	892,231	921,533	0	1,861,733
02/03	10,940,000	918,765	934,596	0	1,861,733
03/04	10,915,000	918,765	919,072	0	1,908,670
04/05	10,875,000	918,765	923,444	0	1,863
05/06	10,745,000	918,765	1,491,142	0	653,468
06/07	10,745,000	918,765	1,508,682	0	4,256,741

#### B. TAX COLLECTION

<u>Taxes Due(\$)</u>	<u>Taxes Unpaid(\$)</u>	<u>Percent</u>	<u>Teeter Plan</u>
778,440	0	0	No
794,009	4,039	1	No
808,014	8,864	1	No
824,174	97,864	12	No
1,393,232	63,146	5	No
1,433,139	45,775	3	No

#### C. DELINQUENT PARCELS

<u>Year</u>	<u>Reporting Date</u>	<u># of Parcels</u>	<u>Total Amount Due(\$)</u>
01/02	06-30-02	0	0
02/03	05-05-03	5	4,039
03/04	06-30-04	10	8,864
04/05	06-30-05	59	98,801
05/06	06-30-06	70	69,195
06/07	06-30-07	33	49,152

#### D. FORECLOSURE

<u># of Parcels</u>	<u>Total Amount of Taxes Due (\$)</u>
0	0
0	0
0	0
0	0
0	0
0	0

#### E. ASSESSED VALUE OF PARCELS

<u>Reporting Date</u>	<u>Appraisal/ Tax Roll</u>	<u>Assessed Value(\$)</u>
06-30-02	Tax Roll	13,332,014
06-30-03	Tax Roll	55,723,628
06-30-04	Tax Roll	108,206,626
06-30-05	Tax Roll	207,728,503
01-01-06	Tax Roll	322,325,853
01-01-07	Tax Roll	437,073,688

#### F. MISCELLANEOUS



## 2007 MELLO-ROOS YEARLY FISCAL STATUS REPORT

<u>Date</u>	<u>Amount(\$)</u>	<u>Issuing Entity, County, Type of Debt, Purpose</u>	<u>Rating(s) Enhancmt</u>	<u>Type of Sale</u>	<u>Role, Participant</u>	<u>Maturity Date/ Type</u>	<u>Interest Rate/ Type</u>
12-15-05	\$7,950,000	El Dorado County CFD No 2001-1 El Dorado CDIAC Number: 2005-2026 Limited tax obligation bond Multiple capital improvements, public works Promontory Specific Plan	NR	Neg	(BC) Orrick Herrington (TR) The Bank of NY Trust Co (UW) Westhoff Cone	09-01-35 Comb	5.357 NIC

### YEARLY FISCAL STATUS REPORT INFORMATION

#### A. FUND BALANCES

<u>Year</u>	<u>Principal Amt Outstanding(\$)</u>	<u>Minimum Bond Reserve(\$)</u>	<u>Bond Reserve Fund(\$)</u>
05/06	7,950,000	576,978	1,491,142
06/07	7,950,000	576,978	1,508,682

#### B. TAX COLLECTION

<u>Year</u>	<u>Capitalized Interest(\$)</u>	<u>Construction Fund(\$)</u>	<u>Taxes Due(\$)</u>	<u>Taxes Unpaid(\$)</u>	<u>Percent</u>	<u>Teeter Plan</u>
05/06	0	653,468	1,393,232	63,146	5	No
06/07	0	4,256,741	1,433,139	45,775	3	No

#### C. DELINQUENT PARCELS

<u>Year</u>	<u>Reporting Date</u>	<u># of Parcels</u>	<u>Total Amount Due(\$)</u>
05/06	06-30-06	70	69,195
06/07	06-30-07	33	49,152

#### D. FORECLOSURE

<u># of Parcels</u>	<u>Total Amount of Taxes Due (\$)</u>
0	0
0	0

#### E. ASSESSED VALUE OF PARCELS

<u>Reporting Date</u>	<u>Appraisal/ Tax Roll</u>	<u>Assessed Value(\$)</u>
01-01-06	Tax Roll	322,325,853
01-01-07	Tax Roll	437,073,688

#### F. MISCELLANEOUS



## 2007 MELLO-ROOS YEARLY FISCAL STATUS REPORT

<u>Date</u>	<u>Amount(\$)</u>	<u>Issuing Entity, County, Type of Debt, Purpose</u>	<u>Rating(s) Enhancmt</u>	<u>Type of Sale</u>	<u>Role, Participant</u>	<u>Maturity Date/ Type</u>	<u>Interest Rate/ Type</u>
07-20-05	\$32,655,000	El Dorado County CFD No 2005-1 El Dorado CDIAC Number: 2005-0266 Limited tax obligation bond Multiple capital improvements, public works Blackstone	NR	Neg	(BC) Orrick Herrington (FA) Fieldman Rolapp (TR) The Bank of NY Trust Co (UW) Westhoff Cone	09-01-35 Comb	5.173 NIC

### YEARLY FISCAL STATUS REPORT INFORMATION

#### A. FUND BALANCES

<u>Year</u>	<u>Principal Amt Outstanding(\$)</u>	<u>Minimum Bond Reserve(\$)</u>	<u>Bond Reserve Fund(\$)</u>	<u>Capitalized Interest(\$)</u>	<u>Construction Fund(\$)</u>
05/06	32,615,000	2,399,888	2,415,153	0	30,390,300
06/07	32,615,000	2,399,888	2,437,363	0	4,635,276

#### B. TAX COLLECTION

<u>Year</u>	<u>Taxes Due(\$)</u>	<u>Taxes Unpaid(\$)</u>	<u>Percent</u>	<u>Teeter Plan</u>
05/06	1,848,640	11,747	1	No
06/07	1,828,812	0	0	No

#### C. DELINQUENT PARCELS

<u>Year</u>	<u>Reporting Date</u>	<u># of Parcels</u>	<u>Total Amount Due(\$)</u>
05/06	06-30-06	1	11,747
06/07	06-30-07	1	11,747

#### D. FORECLOSURE

<u># of Parcels</u>	<u>Total Amount of Taxes Due (\$)</u>
0	0
0	0

#### E. ASSESSED VALUE OF PARCELS

<u>Reporting Date</u>	<u>Appraisal/ Tax Roll</u>	<u>Assessed Value(\$)</u>
06-30-06	Tax Roll	81,480,496
01-01-07	Tax Roll	83,287,685

#### F. MISCELLANEOUS



## 2007 MELLO-ROOS YEARLY FISCAL STATUS REPORT

<u>Date</u>	<u>Amount(\$)</u>	<u>Issuing Entity, County, Type of Debt, Purpose</u>	<u>Rating(s) Enhancmt</u>	<u>Type of Sale</u>	<u>Role, Participant</u>	<u>Maturity Date/ Type</u>	<u>Interest Rate/ Type</u>
04-05-06	\$3,750,000	El Dorado County CFD No 2005-2 El Dorado CDIAC Number: 2006-0067 Limited tax obligation bond Multiple capital improvements, public works Laurel Oaks	NR	Neg	(BC) Orrick Herrington (FA) Fieldman Rolapp (TR) The Bank of NY Trust Co (UW) Westhoff Cone	09-01-36 Comb	5.126 NIC

### YEARLY FISCAL STATUS REPORT INFORMATION

#### A. FUND BALANCES

<u>Year</u>	<u>Principal Amt Outstanding(\$)</u>	<u>Minimum Bond Reserve(\$)</u>	<u>Bond Reserve Fund(\$)</u>	<u>Capitalized Interest(\$)</u>	<u>Construction Fund(\$)</u>
05/06	3,750,000	261,810	261,810	0	3,200,150
06/07	3,750,000	261,810	267,718	0	3,351,721

#### B. TAX COLLECTION

<u>Taxes Due(\$)</u>	<u>Taxes Unpaid(\$)</u>	<u>Percent</u>	<u>Teeter Plan</u>
0	0	0	No
232,243	4,896	2	No

#### C. DELINQUENT PARCELS

<u>Year</u>	<u>Reporting Date</u>	<u># of Parcels</u>	<u>Total Amount Due(\$)</u>
05/06	06-30-06	0	0
06/07	06-30-07	3	4,896

#### D. FORECLOSURE

<u># of Parcels</u>	<u>Total Amount of Taxes Due (\$)</u>
0	0
0	0

#### E. ASSESSED VALUE OF PARCELS

<u>Reporting Date</u>	<u>Appraisal/ Tax Roll</u>	<u>Assessed Value(\$)</u>
01-01-06	Appraisal	18,428,535
01-01-07	Tax Roll	36,890,951

#### F. MISCELLANEOUS



## 2007 MELLO-ROOS YEARLY FISCAL STATUS REPORT

<u>Date</u>	<u>Amount(\$)</u>	<u>Issuing Entity, County, Type of Debt, Purpose</u>	<u>Rating(s) Enhancmt</u>	<u>Type of Sale</u>	<u>Role, Participant</u>	<u>Maturity Date/ Type</u>	<u>Interest Rate/ Type</u>
02-21-01	\$5,815,000	South Lake Tahoe Recreation Facilities Joint Powers Authority CFD No 2000-1 El Dorado CDIAC Number: 2001-0147 Limited tax obligation bond Recreation and sports facilities	S:AAA/A  F:AAA/A  Ins	Neg	(BC) Stradling Yocca (FA) Northcross Hill Ach (EN) MBIA Corp (TR) Union Bank of CA (UW) George K Baum	09-01-30 Comb	4.989 NIC

### YEARLY FISCAL STATUS REPORT INFORMATION

#### A. FUND BALANCES

<u>Year</u>	<u>Principal Amt Outstanding(\$)</u>	<u>Minimum Bond Reserve(\$)</u>	<u>Bond Reserve Fund(\$)</u>	<u>Capitalized Interest(\$)</u>	<u>Construction Fund(\$)</u>
01/02	5,815,000	0	0	0	1,584,374
02/03	5,815,000	0	0	0	1,130,379
03/04	5,815,000	0	0	0	1,204,206
04/05	5,815,000	0	0	0	79,333
05/06	5,240,000	0	0	0	0
06/07	5,075,000	0	0	0	0

#### B. TAX COLLECTION

<u>Year</u>	<u>Taxes Due(\$)</u>	<u>Taxes Unpaid(\$)</u>	<u>Percent</u>	<u>Teeter Plan</u>
01/02	602,045	16,517	3	Yes
02/03	617,749	22,670	4	Yes
03/04	614,989	26,992	4	Yes
04/05	617,176	27,563	4	Yes
05/06	619,716	29,162	5	Yes
06/07	622,843	29,913	5	Yes

#### C. DELINQUENT PARCELS

<u>Year</u>	<u>Reporting Date</u>	<u># of Parcels</u>	<u>Total Amount Due(\$)</u>
01/02	06-30-02	0	0
02/03	06-30-03	0	0
03/04	06-30-04	2,335	26,992
04/05	06-30-05	2,586	27,563
05/06	06-30-06	5,940	29,162
06/07	06-30-07	6,129	29,913

#### D. FORECLOSURE

<u># of Parcels</u>	<u>Total Amount of Taxes Due (\$)</u>
0	0
0	0
0	0
0	0
0	0
0	0

#### E. ASSESSED VALUE OF PARCELS

<u>Reporting Date</u>	<u>Appraisal/ Tax Roll</u>	<u>Assessed Value(\$)</u>
09-06-02	Tax Roll	3,662,594,159
09-03-03	Tax Roll	4,155,064,036
09-15-04	Tax Roll	4,531,087,878
10-13-05	Tax Roll	5,046,993,838
06-30-06	Tax Roll	5,656,692,948
06-30-07	Tax Roll	6,076,976,730

#### F. MISCELLANEOUS

Reserve fund minimum balance covered by zero-obtained reserve debt fund surety bond.



## 2007 MELLO-ROOS YEARLY FISCAL STATUS REPORT

<u>Date</u>	<u>Amount(\$)</u>	<u>Issuing Entity, County, Type of Debt, Purpose</u>	<u>Rating(s) Enhancmt</u>	<u>Type of Sale</u>	<u>Role, Participant</u>	<u>Maturity Date/ Type</u>	<u>Interest Rate/ Type</u>
01-30-07	\$7,200,000	South Tahoe Redevelopment Agency CFD No 2001-1 El Dorado CDIAC Number: 2007-0051 Limited tax obligation bond Multiple capital improvements, public works Heavenly Village Park Ave Refunding	NR	Neg	(BC) Stradling Yocca (FA) Public Financial (TR) The Bank of NY Trust Co (UW) Piper Jaffray & Co	10-01-31 Comb	4.817 NIC

### YEARLY FISCAL STATUS REPORT INFORMATION

#### A. FUND BALANCES

<u>Year</u>	<u>Principal Amt Outstanding(\$)</u>	<u>Minimum Bond Reserve(\$)</u>	<u>Bond Reserve Fund(\$)</u>	<u>Capitalized Interest(\$)</u>	<u>Construction Fund(\$)</u>
06/07	7,200,000	546,000	546,000	0	0

#### B. TAX COLLECTION

<u>Taxes Due(\$)</u>	<u>Taxes Unpaid(\$)</u>	<u>Percent</u>	<u>Teeter Plan</u>
670,216	38,215	6	No

#### C. DELINQUENT PARCELS

<u>Year</u>	<u>Reporting Date</u>	<u># of Parcels</u>	<u>Total Amount Due(\$)</u>
06/07	05-17-07	711	103,932

#### D. FORECLOSURE

<u># of Parcels</u>	<u>Total Amount of Taxes Due (\$)</u>
0	0

#### E. ASSESSED VALUE OF PARCELS

<u>Reporting Date</u>	<u>Appraisal/ Tax Roll</u>	<u>Assessed Value(\$)</u>
07-01-07	Tax Roll	350,297,446

#### F. MISCELLANEOUS



## 2007 MELLO-ROOS YEARLY FISCAL STATUS REPORT

<u>Date</u>	<u>Amount(\$)</u>	<u>Issuing Entity, County, Type of Debt, Purpose</u>	<u>Rating(s) Enhancmt</u>	<u>Type of Sale</u>	<u>Role, Participant</u>	<u>Maturity Date/ Type</u>	<u>Interest Rate/ Type</u>
02-03-99	\$2,080,000	Fresno CFD No 4 Fresno CDIAC Number: 1999-0037 Limited tax obligation bond Street construction and improvements Tract Nos 4736,4781,4824,4833 & 4844	NR	Neg	(BC) Lofton De Lancie (TR) BNY Western Trust (UW) Stone & Youngberg	09-01-29 Comb	5.771 TIC

### YEARLY FISCAL STATUS REPORT INFORMATION

#### A. FUND BALANCES

<u>Year</u>	<u>Principal Amt Outstanding(\$)</u>	<u>Minimum Bond Reserve(\$)</u>	<u>Bond Reserve Fund(\$)</u>	<u>Capitalized Interest(\$)</u>	<u>Construction Fund(\$)</u>
01/02	1,980,000	146,430	146,840	0	0
02/03	1,980,000	146,430	146,964	0	0
03/04	1,910,000	146,430	146,789	0	0
04/05	1,870,000	146,430	147,607	0	0
05/06	1,820,000	143,463	148,566	0	0
06/07	1,780,000	139,175	148,887	0	0

#### B. TAX COLLECTION

<u>Taxes Due(\$)</u>	<u>Taxes Unpaid(\$)</u>	<u>Percent</u>	<u>Teeter Plan</u>
158,755	1,649	1	No
161,250	3,485	2	No
157,158	5,576	4	No
156,914	6,909	4	No
155,853	5,637	4	No
149,996	3,079	2	No

#### C. DELINQUENT PARCELS

<u>Year</u>	<u>Reporting Date</u>	<u># of Parcels</u>	<u>Total Amount Due(\$)</u>
01/02	10-15-02	7	2,380
02/03	07-25-03	13	5,866
03/04	05-11-04	24	7,251
04/05	04-26-05	26	9,859
05/06	05-16-06	23	7,464
06/07	09-26-07	12	5,277

#### D. FORECLOSURE

<u># of Parcels</u>	<u>Total Amount of Taxes Due (\$)</u>
0	0
0	0
0	0
0	0
0	0
0	0

#### E. ASSESSED VALUE OF PARCELS

<u>Reporting Date</u>	<u>Appraisal/ Tax Roll</u>	<u>Assessed Value(\$)</u>
07-01-02	Tax Roll	78,561,679
06-30-03	Tax Roll	100,708,579
07-01-04	Tax Roll	105,939,440
07-01-05	Tax Roll	113,570,674
07-26-06	Tax Roll	122,546,650
07-01-07	Tax Roll	128,693,940

#### F. MISCELLANEOUS



## 2007 MELLO-ROOS YEARLY FISCAL STATUS REPORT

<u>Date</u>	<u>Amount(\$)</u>	<u>Issuing Entity, County, Type of Debt, Purpose</u>	<u>Rating(s) Enhancmt</u>	<u>Type of Sale</u>	<u>Role, Participant</u>	<u>Maturity Date/ Type</u>	<u>Interest Rate/ Type</u>
10-25-01	\$1,400,000	Fresno CFD No 5 Fresno CDIAC Number: 2001-1753 Limited tax obligation bond Multiple capital improvements, public works Foundry Park	NR	Neg	(BC) Lofton & Jennings (TR) BNY Western Trust (UW) Stone & Youngberg	09-01-31 Comb	6.608 TIC

### YEARLY FISCAL STATUS REPORT INFORMATION

#### A. FUND BALANCES

<u>Year</u>	<u>Principal Amt Outstanding(\$)</u>	<u>Minimum Bond Reserve(\$)</u>	<u>Bond Reserve Fund(\$)</u>	<u>Capitalized Interest(\$)</u>	<u>Construction Fund(\$)</u>
01/02	1,400,000	110,148	110,336	14,354	0
02/03	1,400,000	110,148	110,321	0	0
03/04	1,360,000	110,148	110,196	0	0
04/05	1,340,000	110,148	110,803	0	0
05/06	1,340,000	109,985	111,512	0	0
06/07	1,315,000	109,985	111,776	0	0

#### B. TAX COLLECTION

<u>Year</u>	<u>Taxes Due(\$)</u>	<u>Taxes Unpaid(\$)</u>	<u>Percent</u>	<u>Teeter Plan</u>
01/02	0	0	0	No
02/03	120,798	0	0	No
03/04	118,635	0	0	No
04/05	102,588	17,021	17	No
05/06	120,202	0	0	No
06/07	79,238	0	0	No

#### C. DELINQUENT PARCELS

<u>Year</u>	<u>Reporting Date</u>	<u># of Parcels</u>	<u>Total Amount Due(\$)</u>
01/02		0	0
02/03	07-25-03	0	0
03/04	05-11-04	0	0
04/05	04-26-05	4	17,021
05/06	05-16-06	0	0
06/07	09-26-07	0	0

#### D. FORECLOSURE

<u># of Parcels</u>	<u>Total Amount of Taxes Due (\$)</u>
0	0
0	0
0	0
0	0
0	0
0	0

#### E. ASSESSED VALUE OF PARCELS

<u>Reporting Date</u>	<u>Appraisal/ Tax Roll</u>	<u>Assessed Value(\$)</u>
07-01-02	Tax Roll	5,760,012
06-30-03	Tax Roll	7,723,941
07-01-04	Tax Roll	7,815,476
07-01-05	Tax Roll	13,390,645
07-26-06	Tax Roll	13,710,577
07-01-07	Tax Roll	15,065,381

#### F. MISCELLANEOUS





## 2007 MELLO-ROOS YEARLY FISCAL STATUS REPORT

<u>Date</u>	<u>Amount(\$)</u>	<u>Issuing Entity, County, Type of Debt, Purpose</u>	<u>Rating(s) Enhancmt</u>	<u>Type of Sale</u>	<u>Role, Participant</u>	<u>Maturity Date/ Type</u>	<u>Interest Rate/ Type</u>
01-23-03	\$2,065,000	Fresno CFD No 7 Fresno CDIAC Number: 2003-0022 Limited tax obligation bond Multiple capital improvements, public works Granville Homes-Willow & Teague	NR	Neg	(BC) Lofton & Jennings (FA) Fieldman Rolapp (TR) BNY Western Trust (UW) Stone & Youngberg	09-01-32 Comb	5.85 TIC

### YEARLY FISCAL STATUS REPORT INFORMATION

#### A. FUND BALANCES

<u>Year</u>	<u>Principal Amt Outstanding(\$)</u>	<u>Minimum Bond Reserve(\$)</u>	<u>Bond Reserve Fund(\$)</u>	<u>Capitalized Interest(\$)</u>	<u>Construction Fund(\$)</u>
02/03	2,065,000	152,254	152,721	0	0
03/04	2,030,000	152,254	153,520	0	0
04/05	1,995,000	152,254	153,385	0	0
05/06	1,995,000	152,254	156,756	0	0
06/07	1,960,000	152,254	154,752	54	0

#### B. TAX COLLECTION

<u>Year</u>	<u>Taxes Due(\$)</u>	<u>Taxes Unpaid(\$)</u>	<u>Percent</u>	<u>Teeter Plan</u>
02/03	0	0	0	No
03/04	161,250	447	0	No
04/05	156,638	5,858	4	No
05/06	156,407	8,015	5	No
06/07	154,407	4,491	3	No

#### C. DELINQUENT PARCELS

<u>Year</u>	<u>Reporting Date</u>	<u># of Parcels</u>	<u>Total Amount Due(\$)</u>
02/03	07-25-03	0	0
03/04	05-11-04	2	447
04/05	04-26-05	18	5,858
05/06	05-16-06	28	8,449
06/07	09-26-07	14	6,008

#### D. FORECLOSURE

<u># of Parcels</u>	<u>Total Amount of Taxes Due (\$)</u>
0	0
0	0
0	0
0	0
0	0

#### E. ASSESSED VALUE OF PARCELS

<u>Reporting Date</u>	<u>Appraisal/ Tax Roll</u>	<u>Assessed Value(\$)</u>
06-30-03	Tax Roll	6,713,523
07-01-04	Tax Roll	35,757,728
07-01-05	Tax Roll	130,555,565
07-26-06	Tax Roll	159,025,509
07-01-07	Tax Roll	165,728,119

#### F. MISCELLANEOUS



## 2007 MELLO-ROOS YEARLY FISCAL STATUS REPORT

<u>Date</u>	<u>Amount(\$)</u>	<u>Issuing Entity, County, Type of Debt, Purpose</u>	<u>Rating(s) Enhancmt</u>	<u>Type of Sale</u>	<u>Role, Participant</u>	<u>Maturity Date/ Type</u>	<u>Interest Rate/ Type</u>
06-01-98	\$2,225,000	Sanger CFD No 1 Fresno CDIAC Number: 1998-1136 Limited tax obligation bond Multiple capital improvements, public works Southeast Area Refunding	NR	Neg	(BC) Jones Hall (TR) US Bank Corp Trust (UW) Redwood Securities	10-01-11 Serial	5.478 NIC

### YEARLY FISCAL STATUS REPORT INFORMATION

#### A. FUND BALANCES

<u>Year</u>	<u>Principal Amt Outstanding(\$)</u>	<u>Minimum Bond Reserve(\$)</u>	<u>Bond Reserve Fund(\$)</u>	<u>Capitalized Interest(\$)</u>	<u>Construction Fund(\$)</u>	<u>Taxes Due(\$)</u>	<u>Taxes Unpaid(\$)</u>	<u>Percent</u>	<u>Teeter Plan</u>
01/02	1,825,000	111,250	111,250	0	0	0	0	0	No
02/03	1,680,000	111,250	111,250	0	0	0	0	0	No
03/04	1,530,000	111,250	111,250	0	0	0	0	0	No
04/05	1,370,000	111,250	111,250	0	0	0	0	0	No
05/06	1,205,000	111,250	111,250	0	0	0	0	0	No
06/07	1,030,000	111,250	111,250	0	0	0	0	0	No

#### B. TAX COLLECTION

#### C. DELINQUENT PARCELS

<u>Year</u>	<u>Reporting Date</u>	<u># of Parcels</u>	<u>Total Amount Due(\$)</u>	<u># of Parcels</u>	<u>Total Amount of Taxes Due (\$)</u>	<u>Reporting Date</u>	<u>Appraisal/ Tax Roll</u>	<u>Assessed Value(\$)</u>
01/02	06-30-02	0	0	0	0	06-30-02	Tax Roll	36,335,005
02/03	06-30-03	0	0	0	0	06-30-03	Tax Roll	49,732,396
03/04	06-30-04	0	0	0	0	06-30-04	Tax Roll	36,210,000
04/05	06-30-05	0	0	0	0	06-30-05	Tax Roll	31,035,453
05/06	06-30-06	0	0	0	0	06-30-06	Tax Roll	28,788,261
06/07	06-30-07	0	0	0	0	06-30-07	Tax Roll	28,321,525

#### D. FORECLOSURE

#### E. ASSESSED VALUE OF PARCELS

#### F. MISCELLANEOUS



## 2007 MELLO-ROOS YEARLY FISCAL STATUS REPORT

<u>Date</u>	<u>Amount(\$)</u>	<u>Issuing Entity, County, Type of Debt, Purpose</u>	<u>Rating(s) Enhancmt</u>	<u>Type of Sale</u>	<u>Role, Participant</u>	<u>Maturity Date/ Type</u>	<u>Interest Rate/ Type</u>
06-28-06	\$14,710,000	Calexico CFD No 2005-1 Imperial CDIAC Number: 2006-0807 Limited tax obligation bond Multiple capital improvements, public works Hearthstone	NR	Neg	(BC) Stradling Yocca (FA) Urban Futures (TR) US Bank Natl Assoc (UW) Kinsell Newcomb	09-01-36 Comb	5.573 TIC

### YEARLY FISCAL STATUS REPORT INFORMATION

#### A. FUND BALANCES

<u>Year</u>	<u>Principal Amt Outstanding(\$)</u>	<u>Minimum Bond Reserve(\$)</u>	<u>Bond Reserve Fund(\$)</u>	<u>Capitalized Interest(\$)</u>	<u>Construction Fund(\$)</u>
05/06	14,710,000	1,016,560	1,016,560	1,158,870	11,790,360
06/07	14,710,000	1,016,560	1,049,839	900,191	3,795,863

#### B. TAX COLLECTION

<u>Taxes Due(\$)</u>	<u>Taxes Unpaid(\$)</u>	<u>Percent</u>	<u>Teeter Plan</u>
0	0	0	No
361,140	20,314	6	No

#### C. DELINQUENT PARCELS

<u>Year</u>	<u>Reporting Date</u>	<u># of Parcels</u>	<u>Total Amount Due(\$)</u>
05/06	06-30-06	0	0
06/07	06-30-07	12	20,314

#### D. FORECLOSURE

<u># of Parcels</u>	<u>Total Amount of Taxes Due (\$)</u>
0	0
0	0

#### E. ASSESSED VALUE OF PARCELS

<u>Reporting Date</u>	<u>Appraisal/ Tax Roll</u>	<u>Assessed Value(\$)</u>
05-15-06	Appraisal	31,785,000
01-01-07	Tax Roll	31,785,000

#### F. MISCELLANEOUS



## 2007 MELLO-ROOS YEARLY FISCAL STATUS REPORT

<u>Date</u>	<u>Amount(\$)</u>	<u>Issuing Entity, County, Type of Debt, Purpose</u>	<u>Rating(s) Enhancmt</u>	<u>Type of Sale</u>	<u>Role, Participant</u>	<u>Maturity Date/ Type</u>	<u>Interest Rate/ Type</u>
11-08-05	\$2,355,000	Heber Public Utility District CFD No 2005-1 Imperial CDIAC Number: 2005-1609 Limited tax obligation bond Wastewater collection, treatment Heber Meadows	NR	Neg	(BC) Richards Watson (FA) A M Miller & Co (TR) Wells Fargo Bank (UW) Kinsell Newcomb	09-01-35 Comb	5.308 NIC

### YEARLY FISCAL STATUS REPORT INFORMATION

#### A. FUND BALANCES

<u>Year</u>	<u>Principal Amt Outstanding(\$)</u>	<u>Minimum Bond Reserve(\$)</u>	<u>Bond Reserve Fund(\$)</u>	<u>Capitalized Interest(\$)</u>	<u>Construction Fund(\$)</u>
05/06	2,355,000	163,410	166,630	121,030	436,320
06/07	2,355,000	163,410	174,268	5,461	2,620

#### B. TAX COLLECTION

<u>Year</u>	<u>Taxes Due(\$)</u>	<u>Taxes Unpaid(\$)</u>	<u>Percent</u>	<u>Teeter Plan</u>
05/06	0	0	0	No
06/07	138,681	12,792	9	No

#### C. DELINQUENT PARCELS

<u>Year</u>	<u>Reporting Date</u>	<u># of Parcels</u>	<u>Total Amount Due(\$)</u>
05/06	06-30-06	0	0
06/07	09-30-07	18	12,793

#### D. FORECLOSURE

<u># of Parcels</u>	<u>Total Amount of Taxes Due (\$)</u>
0	0
0	0

#### E. ASSESSED VALUE OF PARCELS

<u>Reporting Date</u>	<u>Appraisal/ Tax Roll</u>	<u>Assessed Value(\$)</u>
10-01-05	Appraisal	11,480,000
01-01-07	Tax Roll	13,507,292

#### F. MISCELLANEOUS



## 2007 MELLO-ROOS YEARLY FISCAL STATUS REPORT

<u>Date</u>	<u>Amount(\$)</u>	<u>Issuing Entity, County, Type of Debt, Purpose</u>	<u>Rating(s) Enhancmt</u>	<u>Type of Sale</u>	<u>Role, Participant</u>	<u>Maturity Date/ Type</u>	<u>Interest Rate/ Type</u>
12-14-05	\$11,125,000	Imperial CFD No 2004-1 Imperial CDIAC Number: 2005-1777 Limited tax obligation bond Multiple capital improvements, public works Victoria Ranch	NR	Neg	(BC) Harper & Burns (FA) Urban Futures (TR) Wells Fargo Bank (UW) Piper Jaffray & Co	09-01-36 Comb	5.463 NIC

### YEARLY FISCAL STATUS REPORT INFORMATION

#### A. FUND BALANCES

<u>Year</u>	<u>Principal Amt Outstanding(\$)</u>	<u>Minimum Bond Reserve(\$)</u>	<u>Bond Reserve Fund(\$)</u>	<u>Capitalized Interest(\$)</u>	<u>Construction Fund(\$)</u>
05/06	11,125,000	490,338	491,969	185,051	7,623,303
06/07	11,125,000	490,338	500,576	0	4,091,703

#### B. TAX COLLECTION

<u>Year</u>	<u>Taxes Due(\$)</u>	<u>Taxes Unpaid(\$)</u>	<u>Percent</u>	<u>Teeter Plan</u>
05/06	0	0	0	No
06/07	832,963	38,177	5	No

#### C. DELINQUENT PARCELS

<u>Year</u>	<u>Reporting Date</u>	<u># of Parcels</u>	<u>Total Amount Due(\$)</u>
05/06	06-30-06	0	0
06/07	09-30-07	29	38,177

#### D. FORECLOSURE

<u># of Parcels</u>	<u>Total Amount of Taxes Due (\$)</u>
0	0
0	0

#### E. ASSESSED VALUE OF PARCELS

<u>Reporting Date</u>	<u>Appraisal/ Tax Roll</u>	<u>Assessed Value(\$)</u>
10-04-05	Appraisal	37,465,000
01-01-07	Tax Roll	22,701,983

#### F. MISCELLANEOUS



## 2007 MELLO-ROOS YEARLY FISCAL STATUS REPORT

<u>Date</u>	<u>Amount(\$)</u>	<u>Issuing Entity, County, Type of Debt, Purpose</u>	<u>Rating(s) Enhancmt</u>	<u>Type of Sale</u>	<u>Role, Participant</u>	<u>Maturity Date/ Type</u>	<u>Interest Rate/ Type</u>
05-11-05	\$4,655,000	Imperial CFD No 2004-3 Imperial CDIAC Number: 2005-0069 Limited tax obligation bond Multiple capital improvements, public works Bratton Development Series A	NR	Neg	(BC) Harper & Burns (FA) Urban Futures (TR) Wells Fargo Bank (UW) Piper Jaffray & Co	09-01-35 Comb	5.395 NIC

### YEARLY FISCAL STATUS REPORT INFORMATION

#### A. FUND BALANCES

<u>Year</u>	<u>Principal Amt Outstanding(\$)</u>	<u>Minimum Bond Reserve(\$)</u>	<u>Bond Reserve Fund(\$)</u>	<u>Capitalized Interest(\$)</u>	<u>Construction Fund(\$)</u>
04/05	4,655,000	316,735	317,150	306,527	3,695,486
05/06	4,655,000	316,735	320,882	131,412	647,795
06/07	4,655,000	316,735	322,693	0	18,037

#### B. TAX COLLECTION

<u>Year</u>	<u>Taxes Due(\$)</u>	<u>Taxes Unpaid(\$)</u>	<u>Percent</u>	<u>Teeter Plan</u>
04/05	0	0	0	No
05/06	0	0	0	No
06/07	359,788	55,574	15	No

#### C. DELINQUENT PARCELS

<u>Year</u>	<u>Reporting Date</u>	<u># of Parcels</u>	<u>Total Amount Due(\$)</u>
04/05	06-30-05	0	0
05/06	06-30-06	0	0
06/07	09-30-07	19	55,574

#### D. FORECLOSURE

<u># of Parcels</u>	<u>Total Amount of Taxes Due (\$)</u>
0	0
0	0
0	0

#### E. ASSESSED VALUE OF PARCELS

<u>Reporting Date</u>	<u>Appraisal/ Tax Roll</u>	<u>Assessed Value(\$)</u>
01-01-05	Appraisal	16,300,000
11-01-05	Appraisal	16,300,000
01-01-07	Tax Roll	20,300,508

#### F. MISCELLANEOUS



## 2007 MELLO-ROOS YEARLY FISCAL STATUS REPORT

<u>Date</u>	<u>Amount(\$)</u>	<u>Issuing Entity, County, Type of Debt, Purpose</u>	<u>Rating(s) Enhancmt</u>	<u>Type of Sale</u>	<u>Role, Participant</u>	<u>Maturity Date/ Type</u>	<u>Interest Rate/ Type</u>
11-30-06	\$5,130,000	Imperial CFD No 2004-3 Imperial CDIAC Number: 2005-0334 Limited tax obligation bond Multiple capital improvements, public works Bratton Development Series B	NR	Neg	(BC) Harper & Burns (FA) Urban Futures (TR) Wells Fargo Bank (UW) E J De La Rosa	09-01-37 Comb	5.134 NIC

### YEARLY FISCAL STATUS REPORT INFORMATION

#### A. FUND BALANCES

<u>Year</u>	<u>Principal Amt Outstanding(\$)</u>	<u>Minimum Bond Reserve(\$)</u>	<u>Bond Reserve Fund(\$)</u>	<u>Capitalized Interest(\$)</u>	<u>Construction Fund(\$)</u>
06/07	5,130,000	131,500	135,008	49,637	3,787,072

#### B. TAX COLLECTION

<u>Taxes Due(\$)</u>	<u>Taxes Unpaid(\$)</u>	<u>Percent</u>	<u>Teeter Plan</u>
359,788	55,574	15	No

#### C. DELINQUENT PARCELS

<u>Year</u>	<u>Reporting Date</u>	<u># of Parcels</u>	<u>Total Amount Due(\$)</u>
06/07	09-30-07	19	55,574

#### D. FORECLOSURE

<u># of Parcels</u>	<u>Total Amount of Taxes Due (\$)</u>
0	0

#### E. ASSESSED VALUE OF PARCELS

<u>Reporting Date</u>	<u>Appraisal/ Tax Roll</u>	<u>Assessed Value(\$)</u>
01-01-05	Appraisal	41,510,000

#### F. MISCELLANEOUS



## 2007 MELLO-ROOS YEARLY FISCAL STATUS REPORT

<u>Date</u>	<u>Amount(\$)</u>	<u>Issuing Entity, County, Type of Debt, Purpose</u>	<u>Rating(s) Enhancmt</u>	<u>Type of Sale</u>	<u>Role, Participant</u>	<u>Maturity Date/ Type</u>	<u>Interest Rate/ Type</u>
12-14-05	\$6,220,000	Imperial CFD No 2005-1 Imperial CDIAC Number: 2005-1776 Limited tax obligation bond Multiple capital improvements, public works Springfield	NR	Neg	(BC) Harper & Burns (FA) Urban Futures (TR) Wells Fargo Bank (UW) Piper Jaffray & Co	09-01-36 Comb	5.46 NIC

### YEARLY FISCAL STATUS REPORT INFORMATION

#### A. FUND BALANCES

<u>Year</u>	<u>Principal Amt Outstanding(\$)</u>	<u>Minimum Bond Reserve(\$)</u>	<u>Bond Reserve Fund(\$)</u>	<u>Capitalized Interest(\$)</u>	<u>Construction Fund(\$)</u>
05/06	6,220,000	281,090	282,025	105,633	2,785,748
06/07	6,220,000	281,090	287,431	0	1,023,029

#### B. TAX COLLECTION

<u>Taxes Due(\$)</u>	<u>Taxes Unpaid(\$)</u>	<u>Percent</u>	<u>Teeter Plan</u>
0	0	0	No
405,514	55,320	14	No

#### C. DELINQUENT PARCELS

<u>Year</u>	<u>Reporting Date</u>	<u># of Parcels</u>	<u>Total Amount Due(\$)</u>
05/06	06-30-06	0	0
06/07	09-30-07	37	55,320

#### D. FORECLOSURE

<u># of Parcels</u>	<u>Total Amount of Taxes Due (\$)</u>
0	0
0	0

#### E. ASSESSED VALUE OF PARCELS

<u>Reporting Date</u>	<u>Appraisal/ Tax Roll</u>	<u>Assessed Value(\$)</u>
11-15-05	Appraisal	19,500,000
01-01-07	Tax Roll	10,434,440

#### F. MISCELLANEOUS





## 2007 MELLO-ROOS YEARLY FISCAL STATUS REPORT

<u>Date</u>	<u>Amount(\$)</u>	<u>Issuing Entity, County, Type of Debt, Purpose</u>	<u>Rating(s) Enhancmt</u>	<u>Type of Sale</u>	<u>Role, Participant</u>	<u>Maturity Date/ Type</u>	<u>Interest Rate/ Type</u>
02-14-07	\$10,620,000	Imperial CFD No 2006-1 Imperial CDIAC Number: 2006-0114 Limited tax obligation bond Multiple capital improvements, public works Monterey Park IA No 1	NR	Neg	(BC) Harper & Burns (FA) Urban Futures (TR) Wells Fargo Bank (UW) E J De La Rosa	09-01-37 Comb	5.09 NIC

### YEARLY FISCAL STATUS REPORT INFORMATION

#### A. FUND BALANCES

<u>Year</u>	<u>Principal Amt Outstanding(\$)</u>	<u>Minimum Bond Reserve(\$)</u>	<u>Bond Reserve Fund(\$)</u>	<u>Capitalized Interest(\$)</u>	<u>Construction Fund(\$)</u>
06/07	10,620,000	611,891	622,274	186,547	8,537,727

#### B. TAX COLLECTION

<u>Taxes Due(\$)</u>	<u>Taxes Unpaid(\$)</u>	<u>Percent</u>	<u>Teeter Plan</u>
0	0	0	No

#### C. DELINQUENT PARCELS

<u>Year</u>	<u>Reporting Date</u>	<u># of Parcels</u>	<u>Total Amount Due(\$)</u>
06/07	06-30-07	0	0

#### D. FORECLOSURE

<u># of Parcels</u>	<u>Total Amount of Taxes Due (\$)</u>
0	0

#### E. ASSESSED VALUE OF PARCELS

<u>Reporting Date</u>	<u>Appraisal/ Tax Roll</u>	<u>Assessed Value(\$)</u>
10-17-06	Appraisal	21,940,000

#### F. MISCELLANEOUS



## 2007 MELLO-ROOS YEARLY FISCAL STATUS REPORT

<u>Date</u>	<u>Amount(\$)</u>	<u>Issuing Entity, County, Type of Debt, Purpose</u>	<u>Rating(s) Enhancmt</u>	<u>Type of Sale</u>	<u>Role, Participant</u>	<u>Maturity Date/ Type</u>	<u>Interest Rate/ Type</u>
12-21-06	\$5,000,000	Imperial CFD No 2006-2 Imperial CDIAC Number: 2006-0112 Limited tax obligation bond Multiple capital improvements, public works Savanna Ranch IA No 1 & Villas Serena	NR	Neg	(BC) Harper & Burns (FA) Urban Futures (TR) Wells Fargo Bank (UW) E J De La Rosa	09-01-37 Comb	5.057 NIC

### YEARLY FISCAL STATUS REPORT INFORMATION

#### A. FUND BALANCES

<u>Year</u>	<u>Principal Amt Outstanding(\$)</u>	<u>Minimum Bond Reserve(\$)</u>	<u>Bond Reserve Fund(\$)</u>	<u>Capitalized Interest(\$)</u>	<u>Construction Fund(\$)</u>
06/07	5,000,000	414,784	424,749	119,971	562,089

#### B. TAX COLLECTION

<u>Taxes Due(\$)</u>	<u>Taxes Unpaid(\$)</u>	<u>Percent</u>	<u>Teeter Plan</u>
0	0	0	No

#### C. DELINQUENT PARCELS

<u>Year</u>	<u>Reporting Date</u>	<u># of Parcels</u>	<u>Total Amount Due(\$)</u>
06/07	06-30-07	0	0

#### D. FORECLOSURE

<u># of Parcels</u>	<u>Total Amount of Taxes Due (\$)</u>
0	0

#### E. ASSESSED VALUE OF PARCELS

<u>Reporting Date</u>	<u>Appraisal/ Tax Roll</u>	<u>Assessed Value(\$)</u>
11-16-06	Appraisal	29,555,000

#### F. MISCELLANEOUS



## 2007 MELLO-ROOS YEARLY FISCAL STATUS REPORT

<u>Date</u>	<u>Amount(\$)</u>	<u>Issuing Entity, County, Type of Debt, Purpose</u>	<u>Rating(s) Enhancmt</u>	<u>Type of Sale</u>	<u>Role, Participant</u>	<u>Maturity Date/ Type</u>	<u>Interest Rate/ Type</u>
08-14-02	\$2,486,600	Imperial County CFD No 02-1 Imperial CDIAC Number: 2002-1418 Limited tax obligation bond Multiple capital improvements, public works Menvielle/Rice	NR	Neg	(BC) Orrick Herrington (UW) USDA Rural Dev	09-01-41 Serial	5.121 NIC

### YEARLY FISCAL STATUS REPORT INFORMATION

#### A. FUND BALANCES

<u>Year</u>	<u>Principal Amt Outstanding(\$)</u>	<u>Minimum Bond Reserve(\$)</u>	<u>Bond Reserve Fund(\$)</u>	<u>Capitalized Interest(\$)</u>	<u>Construction Fund(\$)</u>	<u>Taxes Due(\$)</u>	<u>Taxes Unpaid(\$)</u>	<u>Percent</u>	<u>Teeter Plan</u>
02/03	2,486,600	14,881	14,881	0	0	182,506	0	0	No
03/04	2,430,000	29,846	29,846	0	0	181,322	0	0	No
04/05	2,408,000	44,541	44,541	0	0	181,195	0	0	No
05/06	2,385,000	59,236	59,236	0	0	182,017	0	0	No
06/07	2,309,000	75,791	75,791	0	0	156,700	0	0	No

#### B. TAX COLLECTION

#### C. DELINQUENT PARCELS

<u>Year</u>	<u>Reporting Date</u>	<u># of Parcels</u>	<u>Total Amount Due(\$)</u>	<u># of Parcels</u>	<u>Total Amount of Taxes Due (\$)</u>	<u>Reporting Date</u>	<u>Appraisal/ Tax Roll</u>	<u>Assessed Value(\$)</u>
02/03	06-30-03	0	0	0	0	06-30-03	Tax Roll	726,288
03/04	07-12-04	0	0	0	0	07-01-04	Tax Roll	1,826,824
04/05	10-26-05	0	0	0	0	07-01-05	Tax Roll	1,863,338
05/06	06-21-06	0	0	0	0	07-01-06	Tax Roll	2,790,221
06/07	06-25-07	0	0	0	0	07-01-07	Tax Roll	3,425,251

#### D. FORECLOSURE

#### E. ASSESSED VALUE OF PARCELS

#### F. MISCELLANEOUS

No Reserve Fund was established through the bond issue. Instead, the Special Reserve Fund will be established through the annual Special Tax Levy for as many years as shall be required to establish a balance equal to the Reserve Requirement (average annual debt service on the bonds). The Special Reserve Fund balance as of June 30, 2007 was \$75,791.

The Principal Amount of Bonds Outstanding reflects prepayments of \$35,000 on September 1, 2003 and \$51,000 on June 23, 2006.



## 2007 MELLO-ROOS YEARLY FISCAL STATUS REPORT

<u>Date</u>	<u>Amount(\$)</u>	<u>Issuing Entity, County, Type of Debt, Purpose</u>	<u>Rating(s) Enhancmt</u>	<u>Type of Sale</u>	<u>Role, Participant</u>	<u>Maturity Date/ Type</u>	<u>Interest Rate/ Type</u>
03-13-07	\$2,105,000	Imperial County CFD No 06-1 Imperial CDIAC Number: 2006-1169 Limited tax obligation bond Multiple capital improvements, public works McCabe Ranch	NR	Neg	(BC) Orrick Herrington (FA) RBC Capital Markets (TR) The Bank of NY Trust Co (UW) Stone & Youngberg	09-01-36 Comb	4.961 NIC

### YEARLY FISCAL STATUS REPORT INFORMATION

#### A. FUND BALANCES

<u>Year</u>	<u>Principal Amt Outstanding(\$)</u>	<u>Minimum Bond Reserve(\$)</u>	<u>Bond Reserve Fund(\$)</u>	<u>Capitalized Interest(\$)</u>	<u>Construction Fund(\$)</u>
06/07	2,105,000	179,385	179,385	0	1,643,972

#### B. TAX COLLECTION

<u>Taxes Due(\$)</u>	<u>Taxes Unpaid(\$)</u>	<u>Percent</u>	<u>Teeter Plan</u>
139,961	7,250	5	No

#### C. DELINQUENT PARCELS

<u>Year</u>	<u>Reporting Date</u>	<u># of Parcels</u>	<u>Total Amount Due(\$)</u>
06/07	10-01-07	20	7,250

#### D. FORECLOSURE

<u># of Parcels</u>	<u>Total Amount of Taxes Due (\$)</u>
0	0

#### E. ASSESSED VALUE OF PARCELS

<u>Reporting Date</u>	<u>Appraisal/ Tax Roll</u>	<u>Assessed Value(\$)</u>
07-01-07	Tax Roll	70,305,360

#### F. MISCELLANEOUS



## 2007 MELLO-ROOS YEARLY FISCAL STATUS REPORT

<u>Date</u>	<u>Amount(\$)</u>	<u>Issuing Entity, County, Type of Debt, Purpose</u>	<u>Rating(s) Enhancmt</u>	<u>Type of Sale</u>	<u>Role, Participant</u>	<u>Maturity Date/ Type</u>	<u>Interest Rate/ Type</u>
06-08-99	\$8,360,000	Imperial County CFD No 98-1 Imperial CDIAC Number: 1999-0609 Limited tax obligation bond Multiple capital improvements, public works Los Alamos Intl Ctr	NR	Neg	(BC) Orrick Herrington (FA) HB Capital (TR) US Trust Co of CA (UW) Stone & Youngberg	09-01-31 Comb	6.487 NIC

### YEARLY FISCAL STATUS REPORT INFORMATION

#### A. FUND BALANCES

<u>Year</u>	<u>Principal Amt Outstanding(\$)</u>	<u>Minimum Bond Reserve(\$)</u>	<u>Bond Reserve Fund(\$)</u>	<u>Capitalized Interest(\$)</u>	<u>Construction Fund(\$)</u>	<u>Taxes Due(\$)</u>	<u>Taxes Unpaid(\$)</u>	<u>Percent</u>	<u>Teeter Plan</u>
01/02	8,350,000	690,900	701,960	1	320,414	569,414	82,503	14	No
02/03	8,350,000	690,900	707,542	0	0	607,769	0	0	No
03/04	8,325,000	690,900	690,991	0	0	616,156	0	0	No
04/05	8,290,000	690,900	695,951	0	0	628,899	9,593	2	No
05/06	8,240,000	690,900	701,720	0	0	640,763	8,351	1	No
06/07	8,175,000	690,900	704,096	0	0	651,480	0	0	No

#### B. TAX COLLECTION

#### C. DELINQUENT PARCELS

<u>Year</u>	<u>Reporting Date</u>	<u># of Parcels</u>	<u>Total Amount Due(\$)</u>
01/02	06-26-02	7	82,503
02/03	05-22-03	0	0
03/04		0	0
04/05	10-26-05	2	9,593
05/06	10-16-06	1	12,444
06/07	06-25-07	0	0

#### D. FORECLOSURE

<u># of Parcels</u>	<u>Total Amount of Taxes Due (\$)</u>
0	0
0	0
0	0
0	0
0	0
0	0

#### E. ASSESSED VALUE OF PARCELS

<u>Reporting Date</u>	<u>Appraisal/ Tax Roll</u>	<u>Assessed Value(\$)</u>
06-30-02	Tax Roll	19,257,544
06-30-03	Tax Roll	9,016,164
07-01-04	Tax Roll	28,491,862
07-01-05	Tax Roll	34,659,319
07-01-06	Tax Roll	42,297,453
07-01-07	Tax Roll	67,826,675

#### F. MISCELLANEOUS

Reserve Fund balance as of August 31, 2004.



## 2007 MELLO-ROOS YEARLY FISCAL STATUS REPORT

<u>Date</u>	<u>Amount(\$)</u>	<u>Issuing Entity, County, Type of Debt, Purpose</u>	<u>Rating(s) Enhancmt</u>	<u>Type of Sale</u>	<u>Role, Participant</u>	<u>Maturity Date/ Type</u>	<u>Interest Rate/ Type</u>
10-08-98	\$11,995,000	RNR School Financing Authority CFD No 92-1 Kern CDIAC Number: 1998-1708 Limited tax obligation bond K-12 school facility Refunding	S:AAA M:Aaa  Ins	Neg	(BC) Fulbright & Jaworski (EN) Ambac (TR) US Bank Corp Trust (UW) Stone & Youngberg	09-01-28 Comb	4.779 NIC

### YEARLY FISCAL STATUS REPORT INFORMATION

#### A. FUND BALANCES

<u>Year</u>	<u>Principal Amt Outstanding(\$)</u>	<u>Minimum Bond Reserve(\$)</u>	<u>Bond Reserve Fund(\$)</u>	<u>Capitalized Interest(\$)</u>	<u>Construction Fund(\$)</u>
01/02	11,755,000	1,013,374	0	0	0
02/03	11,665,000	1,013,374	0	0	0
03/04	11,565,000	1,013,374	0	0	0
04/05	11,455,000	1,069,068	0	0	0
05/06	11,330,000	1,069,068	0	0	0
06/07	11,195,000	1,090,249	0	0	0

#### B. TAX COLLECTION

<u>Taxes Due(\$)</u>	<u>Taxes Unpaid(\$)</u>	<u>Percent</u>	<u>Teeter Plan</u>
1,695,286	13,104	1	No
2,080,195	19,897	1	No
2,697,935	33,796	1	No
4,107,145	45,508	1	No
4,103,034	205,129	5	No
5,060,587	293,965	6	No

#### C. DELINQUENT PARCELS

<u>Year</u>	<u>Reporting Date</u>	<u># of Parcels</u>	<u>Total Amount Due(\$)</u>
01/02	09-26-02	83	24,372
02/03	10-01-03	117	28,156
03/04	06-30-04	113	43,506
04/05	06-30-05	460	117,328
05/06	06-30-06	851	215,074
06/07	06-30-07	833	319,206

#### D. FORECLOSURE

<u># of Parcels</u>	<u>Total Amount of Taxes Due (\$)</u>
0	0
0	0
0	0
0	0
0	0
0	0

#### E. ASSESSED VALUE OF PARCELS

<u>Reporting Date</u>	<u>Appraisal/ Tax Roll</u>	<u>Assessed Value(\$)</u>
06-30-02	Tax Roll	1,065,144,757
06-30-03	Tax Roll	1,470,512,589
06-30-04	Tax Roll	1,217,466,718
07-01-05	Tax Roll	1,213,945,627
07-01-06	Tax Roll	3,603,930,419
07-01-07	Tax Roll	4,465,061,910

#### F. MISCELLANEOUS

Reserve requirement is satisfied by a Qualified Surety Bond



## 2007 MELLO-ROOS YEARLY FISCAL STATUS REPORT

<u>Date</u>	<u>Amount(\$)</u>	<u>Issuing Entity, County, Type of Debt, Purpose</u>	<u>Rating(s) Enhancmt</u>	<u>Type of Sale</u>	<u>Role, Participant</u>	<u>Maturity Date/ Type</u>	<u>Interest Rate/ Type</u>
07-12-00	\$5,990,000	RNR School Financing Authority CFD No 92-1 Kern CDIAC Number: 2000-0903 Limited tax obligation bond K-12 school facility Refunding	S:AAA M:Aaa  Ins	Neg	(BC) Fulbright & Jaworski (EN) Ambac (TR) US Bank Corp Trust (UW) Stone & Youngberg	09-01-30 Comb	5.651 NIC

### YEARLY FISCAL STATUS REPORT INFORMATION

#### A. FUND BALANCES

<u>Year</u>	<u>Principal Amt Outstanding(\$)</u>	<u>Minimum Bond Reserve(\$)</u>	<u>Bond Reserve Fund(\$)</u>	<u>Capitalized Interest(\$)</u>	<u>Construction Fund(\$)</u>
01/02	5,990,000	560,856	0	0	0
02/03	5,985,000	560,856	0	0	0
03/04	5,965,000	560,856	0	0	0
04/05	5,940,000	580,060	0	0	0
05/06	5,910,000	580,060	0	0	0
06/07	5,865,000	586,219	0	0	0

#### B. TAX COLLECTION

<u>Taxes Due(\$)</u>	<u>Taxes Unpaid(\$)</u>	<u>Percent</u>	<u>Teeter Plan</u>
1,695,286	13,104	1	No
2,080,195	19,897	1	No
2,697,935	33,796	1	No
4,107,145	45,508	1	No
4,103,034	205,129	5	No
5,060,587	293,965	6	No

#### C. DELINQUENT PARCELS

<u>Year</u>	<u>Reporting Date</u>	<u># of Parcels</u>	<u>Total Amount Due(\$)</u>
01/02	09-26-02	83	24,372
02/03	10-01-03	117	28,156
03/04	06-30-04	113	43,506
04/05	06-30-05	460	117,328
05/06	06-30-06	851	215,074
06/07	06-30-07	833	319,206

#### D. FORECLOSURE

<u># of Parcels</u>	<u>Total Amount of Taxes Due (\$)</u>
0	0
0	0
0	0
0	0
0	0
0	0

#### E. ASSESSED VALUE OF PARCELS

<u>Reporting Date</u>	<u>Appraisal/ Tax Roll</u>	<u>Assessed Value(\$)</u>
06-30-02	Tax Roll	1,065,144,757
06-30-03	Tax Roll	1,470,512,589
06-30-04	Tax Roll	1,217,466,718
07-01-05	Tax Roll	1,213,945,627
07-01-06	Tax Roll	3,603,930,419
07-01-07	Tax Roll	4,465,061,910

#### F. MISCELLANEOUS

Reserve requirement satisfied through a Qualified Surety Bond



## 2007 MELLO-ROOS YEARLY FISCAL STATUS REPORT

<u>Date</u>	<u>Amount(\$)</u>	<u>Issuing Entity, County, Type of Debt, Purpose</u>	<u>Rating(s) Enhancmt</u>	<u>Type of Sale</u>	<u>Role, Participant</u>	<u>Maturity Date/ Type</u>	<u>Interest Rate/ Type</u>
11-28-01	\$6,165,000	RNR School Financing Authority CFD No 92-1 Kern CDIAC Number: 2001-1828 Limited tax obligation bond K-12 school facility Rosedale Union SD & New Bus Fac	S:AAA M:Aaa    Ins	Neg	(BC) Fulbright & Jaworski (EN) Ambac (TR) US Bank Corp Trust (UW) Stone & Youngberg	09-01-30 Comb	5.129 TIC

### YEARLY FISCAL STATUS REPORT INFORMATION

#### A. FUND BALANCES

<u>Year</u>	<u>Principal Amt Outstanding(\$)</u>	<u>Minimum Bond Reserve(\$)</u>	<u>Bond Reserve Fund(\$)</u>	<u>Capitalized Interest(\$)</u>	<u>Construction Fund(\$)</u>
01/02	6,165,000	569,735	0	0	5,750,174
02/03	6,105,000	569,735	0	0	0
03/04	6,095,000	569,735	0	0	0
04/05	0	592,246	0	0	0
05/06	6,070,000	592,246	0	0	0
06/07	6,045,000	608,616	0	0	0

#### B. TAX COLLECTION

<u>Taxes Due(\$)</u>	<u>Taxes Unpaid(\$)</u>	<u>Percent</u>	<u>Teeter Plan</u>
1,695,286	13,104	1	No
2,080,195	19,897	1	No
2,697,935	33,796	1	No
4,107,145	45,508	1	No
4,103,034	205,129	5	No
5,060,587	293,965	6	No

#### C. DELINQUENT PARCELS

<u>Year</u>	<u>Reporting Date</u>	<u># of Parcels</u>	<u>Total Amount Due(\$)</u>
01/02	09-26-02	83	24,372
02/03	10-01-03	117	28,156
03/04	06-30-04	113	43,506
04/05	06-30-05	460	117,328
05/06	06-30-06	851	215,074
06/07	06-30-07	833	319,206

#### D. FORECLOSURE

<u># of Parcels</u>	<u>Total Amount of Taxes Due (\$)</u>
0	0
0	0
0	0
0	0
0	0
0	0

#### E. ASSESSED VALUE OF PARCELS

<u>Reporting Date</u>	<u>Appraisal/ Tax Roll</u>	<u>Assessed Value(\$)</u>
06-30-02	Tax Roll	1,065,144,757
06-30-03	Tax Roll	1,470,515,589
06-30-04	Tax Roll	1,217,466,718
07-01-05	Tax Roll	1,213,945,627
07-01-06	Tax Roll	3,603,930,419
07-01-07	Tax Roll	4,465,061,910

#### F. MISCELLANEOUS

Reserve requirement satisfied through a Qualified Surety Bond





## 2007 MELLO-ROOS YEARLY FISCAL STATUS REPORT

<u>Date</u>	<u>Amount(\$)</u>	<u>Issuing Entity, County, Type of Debt, Purpose</u>	<u>Rating(s) Enhancmt</u>	<u>Type of Sale</u>	<u>Role, Participant</u>	<u>Maturity Date/ Type</u>	<u>Interest Rate/ Type</u>
06-04-04	\$15,365,000	RNR School Financing Authority CFD No 92-1 Kern CDIAC Number: 2004-0292 Limited tax obligation bond K-12 school facility Norris SD	S:AAA/A-  F:AAA/A  Ins	Neg	(BC) Fulbright & Jaworski (EN) XL Capital Assurance (TR) Zions First Natl Bk (UW) Stone & Youngberg	09-01-35 Comb	5.149 NIC

### YEARLY FISCAL STATUS REPORT INFORMATION

#### A. FUND BALANCES

<u>Year</u>	<u>Principal Amt Outstanding(\$)</u>	<u>Minimum Bond Reserve(\$)</u>	<u>Bond Reserve Fund(\$)</u>	<u>Capitalized Interest(\$)</u>	<u>Construction Fund(\$)</u>
03/04	15,365,000	1,331,357	0	0	0
04/05	15,365,000	1,367,945	0	0	0
05/06	15,365,000	1,367,945	0	0	0
06/07	15,365,000	1,397,023	0	0	0

#### B. TAX COLLECTION

<u>Taxes Due(\$)</u>	<u>Taxes Unpaid(\$)</u>	<u>Percent</u>	<u>Teeter Plan</u>
2,697,935	33,796	1	No
4,107,145	45,508	1	No
4,103,034	205,129	5	No
5,060,587	293,965	6	No

#### C. DELINQUENT PARCELS

<u>Year</u>	<u>Reporting Date</u>	<u># of Parcels</u>	<u>Total Amount Due(\$)</u>
03/04	06-30-04	113	43,506
04/05	06-30-05	460	117,328
05/06	06-30-06	851	215,074
06/07	06-30-07	833	319,206

#### D. FORECLOSURE

<u># of Parcels</u>	<u>Total Amount of Taxes Due (\$)</u>
0	0
0	0
0	0
0	0

#### E. ASSESSED VALUE OF PARCELS

<u>Reporting Date</u>	<u>Appraisal/ Tax Roll</u>	<u>Assessed Value(\$)</u>
06-30-04	Tax Roll	1,217,466,718
07-01-05	Tax Roll	1,213,945,627
07-01-06	Tax Roll	3,603,930,419
07-01-07	Tax Roll	4,465,061,910

#### F. MISCELLANEOUS

Reserve Requirement satisfied through a Qualified Surety Bond.



## 2007 MELLO-ROOS YEARLY FISCAL STATUS REPORT

<u>Date</u>	<u>Amount(\$)</u>	<u>Issuing Entity, County, Type of Debt, Purpose</u>	<u>Rating(s) Enhancmt</u>	<u>Type of Sale</u>	<u>Role, Participant</u>	<u>Maturity Date/ Type</u>	<u>Interest Rate/ Type</u>
07-26-06	\$21,025,000	RNR School Financing Authority CFD No 92-1 Kern CDIAC Number: 2006-0756 Limited tax obligation bond K-12 school facility Norris SD & Rosedale UnSD	S:AAA/A-  F:AAA/A  Ins	Neg	(BC) Fulbright & Jaworski (EN) Ambac (TR) Zions First Natl Bk (UW) Stone & Youngberg	09-01-36 Comb	4.799 NIC

### YEARLY FISCAL STATUS REPORT INFORMATION

#### A. FUND BALANCES

<u>Year</u>	<u>Principal Amt Outstanding(\$)</u>	<u>Minimum Bond Reserve(\$)</u>	<u>Bond Reserve Fund(\$)</u>	<u>Capitalized Interest(\$)</u>	<u>Construction Fund(\$)</u>
05/06	21,025,000	1,994,676	0	0	0
06/07	21,025,000	1,973,872	0	0	0

#### B. TAX COLLECTION

<u>Year</u>	<u>Taxes Due(\$)</u>	<u>Taxes Unpaid(\$)</u>	<u>Percent</u>	<u>Teeter Plan</u>
05/06	4,103,034	205,129	5	No
06/07	5,060,587	293,965	6	No

#### C. DELINQUENT PARCELS

<u>Year</u>	<u>Reporting Date</u>	<u># of Parcels</u>	<u>Total Amount Due(\$)</u>
05/06	06-30-06	851	215,074
06/07	06-30-07	833	319,206

#### D. FORECLOSURE

<u># of Parcels</u>	<u>Total Amount of Taxes Due (\$)</u>
0	0
0	0

#### E. ASSESSED VALUE OF PARCELS

<u>Reporting Date</u>	<u>Appraisal/ Tax Roll</u>	<u>Assessed Value(\$)</u>
07-01-06	Tax Roll	3,603,930,419
07-01-07	Tax Roll	4,465,061,910

#### F. MISCELLANEOUS

Reserve requirement satisfied through Qualified Surety Bond



## 2007 MELLO-ROOS YEARLY FISCAL STATUS REPORT

<u>Date</u>	<u>Amount(\$)</u>	<u>Issuing Entity, County, Type of Debt, Purpose</u>	<u>Rating(s) Enhancmt</u>	<u>Type of Sale</u>	<u>Role, Participant</u>	<u>Maturity Date/ Type</u>	<u>Interest Rate/ Type</u>
02-21-95	\$3,330,000	Tehachapi CFD No 89-1 Kern CDIAC Number: 1995-0002 Limited tax obligation bond Multiple capital improvements, public works Capital Hills Series A Refunding	NR	Neg	(BC) Jones Hall Hill (FA) Litten Financial (TR) Dai-Ichi Kangyo (UW) Kinsell O'Neal	03-05-95 Comb	8.898 NIC

### YEARLY FISCAL STATUS REPORT INFORMATION

#### A. FUND BALANCES

<u>Year</u>	<u>Principal Amt Outstanding(\$)</u>	<u>Minimum Bond Reserve(\$)</u>	<u>Bond Reserve Fund(\$)</u>	<u>Capitalized Interest(\$)</u>	<u>Construction Fund(\$)</u>
01/02	2,750,000	333,000	0	0	0
02/03	2,020,000	333,000	2	0	0
03/04	1,080,000	260,381	93,000	0	0
04/05	1,010,000	182,382	2	0	0
05/06	1,010,000	179,661	2	0	0

#### B. TAX COLLECTION

<u>Taxes Due(\$)</u>	<u>Taxes Unpaid(\$)</u>	<u>Percent</u>	<u>Teeter Plan</u>
670,153	364,351	54	No
657,329	411,029	63	No
491,583	298,602	61	No
365,043	303,391	83	No
372,343	298,708	80	No

#### C. DELINQUENT PARCELS

<u>Year</u>	<u>Reporting Date</u>	<u># of Parcels</u>	<u>Total Amount Due(\$)</u>
01/02	09-30-02	22	1,977,588
02/03	08-31-03	22	2,241,195
03/04	05-02-04	21	2,297,552
04/05	05-02-05	17	2,541,902
05/06	05-01-06	18	2,840,611

#### D. FORECLOSURE

<u># of Parcels</u>	<u>Total Amount of Taxes Due (\$)</u>
0	0
0	0
17	246,044
17	2,486,750
0	0

#### E. ASSESSED VALUE OF PARCELS

<u>Reporting Date</u>	<u>Appraisal/ Tax Roll</u>	<u>Assessed Value(\$)</u>
07-03-02	Tax Roll	5,967,037
07-01-03	Tax Roll	5,436,929
07-01-04	Tax Roll	3,502,553
07-01-05	Tax Roll	3,697,142
07-12-06	Tax Roll	4,558,570

#### F. MISCELLANEOUS

Sections III, IV, V and VI reflect information for both 1995 Series A & B Special Tax Bonds.



## 2007 MELLO-ROOS YEARLY FISCAL STATUS REPORT

<u>Date</u>	<u>Amount(\$)</u>	<u>Issuing Entity, County, Type of Debt, Purpose</u>	<u>Rating(s) Enhancmt</u>	<u>Type of Sale</u>	<u>Role, Participant</u>	<u>Maturity Date/ Type</u>	<u>Interest Rate/ Type</u>
06-08-00	\$17,000,000	Tejon Ranch Public Facilities Financing Authority CFD No 2000-1 Kern CDIAC Number: 2000-1068 Limited tax obligation bond Multiple capital improvements, public works Tejon Industrial Complex	NR	Neg	(BC) Quint & Thimmig (TR) BNY Western Trust (UW) Stone & Youngberg	09-01-30 Comb	7.212 NIC

### YEARLY FISCAL STATUS REPORT INFORMATION

#### A. FUND BALANCES

<u>Year</u>	<u>Principal Amt Outstanding(\$)</u>	<u>Minimum Bond Reserve(\$)</u>	<u>Bond Reserve Fund(\$)</u>	<u>Capitalized Interest(\$)</u>	<u>Construction Fund(\$)</u>	<u>Taxes Due(\$)</u>	<u>Taxes Unpaid(\$)</u>	<u>Percent</u>	<u>Teeter Plan</u>
01/02	17,000,000	1,642,423	1,928,802	0	0	884,050	0	0	No
02/03	16,990,000	1,621,880	1,687,758	0	0	899,314	0	0	No
03/04	16,970,000	909,680	1,146,319	0	0	1,201,536	0	0	No
04/05	16,935,000	1,482,556	1,516,154	0	0	1,731,335	0	0	Yes
05/06	16,885,000	1,482,556	1,681,563	0	0	1,731,335	0	0	No
06/07	16,785,000	2,292,210	1,521,865	0	30,007	1,664,538	0	0	No

#### B. TAX COLLECTION

#### C. DELINQUENT PARCELS

<u>Year</u>	<u>Reporting Date</u>	<u># of Parcels</u>	<u>Total Amount Due(\$)</u>	<u># of Parcels</u>	<u>Total Amount of Taxes Due (\$)</u>	<u>Reporting Date</u>	<u>Appraisal/ Tax Roll</u>	<u>Assessed Value(\$)</u>
01/02	10-11-02	0	0	0	0	10-11-02	Tax Roll	61,010,515
02/03	06-30-03	0	0	0	0	06-30-03	Tax Roll	80,273,954
03/04		0	0	0	0	07-01-04	Tax Roll	80,461,115
04/05	09-30-05	0	0	0	0	07-01-05	Tax Roll	91,492,539
05/06	09-11-06	0	0	0	0	07-01-06	Tax Roll	93,937,164
06/07	10-23-07	0	0	0	0	07-01-07	Tax Roll	96,175,338

#### D. FORECLOSURE

#### E. ASSESSED VALUE OF PARCELS

#### F. MISCELLANEOUS

Combined Reserve requirement for the Series 2000-A and 2003-A Bonds.

Combined balance in the Reserve Funds for the Series 2000-A and 2003-A Bonds. The balance in the Reserve Fund is underfunded due to a Fiscal Agent error. The Reserve Fund however will be replenished to the correct level in November 2007.



## 2007 MELLO-ROOS YEARLY FISCAL STATUS REPORT

### F. MISCELLANEOUS

Total Assessed Value includes Zones 1 and 2 parcels.

<u>Date</u>	<u>Amount(\$)</u>	<u>Issuing Entity, County, Type of Debt, Purpose</u>	<u>Rating(s) Enhancmt</u>	<u>Type of Sale</u>	<u>Role, Participant</u>	<u>Maturity Date/ Type</u>	<u>Interest Rate/ Type</u>
12-03-03	\$6,900,000	Tejon Ranch Public Facilities Financing Authority CFD No 2000-1 Kern CDIAC Number: 2003-1879 Limited tax obligation bond Multiple capital improvements, public works Tejon Industrial Complex	NR	Neg	(BC) Quint & Thimmig (TR) BNY Western Trust (UW) Citigroup Global Markets	09-01-33 Comb	6.068 NIC

### YEARLY FISCAL STATUS REPORT INFORMATION

#### A. FUND BALANCES

<u>Year</u>	<u>Principal Amt Outstanding(\$)</u>	<u>Minimum Bond Reserve(\$)</u>	<u>Bond Reserve Fund(\$)</u>	<u>Capitalized Interest(\$)</u>	<u>Construction Fund(\$)</u>
03/04	6,900,000	572,876	573,497	0	3,386,556
04/05	6,900,000	1,482,556	1,516,154	0	3,426,528
05/06	6,900,000	1,482,556	1,681,563	0	3,536,054
06/07	6,890,000	2,292,210	1,521,865	0	30,007

#### B. TAX COLLECTION

<u>Year</u>	<u>Taxes Due(\$)</u>	<u>Taxes Unpaid(\$)</u>	<u>Percent</u>	<u>Teeter Plan</u>
03/04	1,201,536	0	0	No
04/05	1,731,335	0	0	Yes
05/06	1,731,335	0	0	No
06/07	1,664,538	0	0	No

#### C. DELINQUENT PARCELS

<u>Year</u>	<u>Reporting Date</u>	<u># of Parcels</u>	<u>Total Amount Due(\$)</u>
03/04		0	0
04/05	09-30-05	0	0
05/06	09-11-06	0	0
06/07	10-23-07	0	0

#### D. FORECLOSURE

<u># of Parcels</u>	<u>Total Amount of Taxes Due (\$)</u>
0	0
0	0
0	0
0	0

#### E. ASSESSED VALUE OF PARCELS

<u>Reporting Date</u>	<u>Appraisal/ Tax Roll</u>	<u>Assessed Value(\$)</u>
07-01-04	Tax Roll	80,461,115
07-01-05	Tax Roll	91,492,539
07-01-06	Tax Roll	93,937,164
07-01-07	Tax Roll	96,175,338

### F. MISCELLANEOUS

Reserve requirement combined for Series 2000-A and 2003-A Bonds.

Combined balance in the Reserve Funds for Series 2000-A and 2003-A Bonds. The balance in the Reserve Fund is underfunded due to a Fiscal Agent error. The Reserve Fund however will be replenished to the correct level in November 2007.

Total Assessed Value includes Zones 1 and 2 parcels.



## 2007 MELLO-ROOS YEARLY FISCAL STATUS REPORT

<u>Date</u>	<u>Amount(\$)</u>	<u>Issuing Entity, County, Type of Debt, Purpose</u>	<u>Rating(s) Enhancmt</u>	<u>Type of Sale</u>	<u>Role, Participant</u>	<u>Maturity Date/ Type</u>	<u>Interest Rate/ Type</u>
04-28-98	\$5,365,000	Hanford CFD No 91-1 Kings CDIAC Number: 1998-0324 Limited tax obligation bond Multiple capital improvements, public works Hanford Mall Refunding	NR	Neg	(BC) Jones Hall (TR) US Bank Corp Trust (UW) Dean Witter Reynolds	09-01-16 Comb	5.605 NIC

### YEARLY FISCAL STATUS REPORT INFORMATION

#### A. FUND BALANCES

<u>Year</u>	<u>Principal Amt Outstanding(\$)</u>	<u>Minimum Bond Reserve(\$)</u>	<u>Bond Reserve Fund(\$)</u>	<u>Capitalized Interest(\$)</u>	<u>Construction Fund(\$)</u>	<u>Taxes Due(\$)</u>	<u>Taxes Unpaid(\$)</u>	<u>Percent</u>	<u>Teeter Plan</u>
01/02	4,610,000	472,490	487,954	0	0	474,410	0	0	No
02/03	4,400,000	472,490	473,918	0	0	474,410	0	0	No
03/04	4,180,000	472,490	473,181	0	0	478,224	0	0	No
04/05	3,950,000	472,490	476,293	0	0	484,556	0	0	No
05/06	3,710,000	472,490	478,887	0	0	456,246	0	0	No
06/07	3,455,000	472,490	479,820	0	0	456,540	0	0	No

#### B. TAX COLLECTION

#### C. DELINQUENT PARCELS

<u>Year</u>	<u>Reporting Date</u>	<u># of Parcels</u>	<u>Total Amount Due(\$)</u>	<u># of Parcels</u>	<u>Total Amount of Taxes Due (\$)</u>	<u>Reporting Date</u>	<u>Appraisal/ Tax Roll</u>	<u>Assessed Value(\$)</u>
01/02	07-01-02	0	0	0	0	07-01-02	Tax Roll	38,717,835
02/03	07-01-03	0	0	0	0	07-01-03	Tax Roll	39,609,169
03/04	07-01-04	0	0	0	0	07-01-04	Tax Roll	47,890,170
04/05	07-01-05	0	0	0	0	07-01-05	Tax Roll	47,399,112
05/06	07-01-06	0	0	0	0	07-01-06	Tax Roll	48,999,253
06/07	07-01-07	0	0	0	0	07-01-07	Tax Roll	49,956,532

#### D. FORECLOSURE

#### E. ASSESSED VALUE OF PARCELS

#### F. MISCELLANEOUS



## 2007 MELLO-ROOS YEARLY FISCAL STATUS REPORT

<u>Date</u>	<u>Amount(\$)</u>	<u>Issuing Entity, County, Type of Debt, Purpose</u>	<u>Rating(s) Enhancmt</u>	<u>Type of Sale</u>	<u>Role, Participant</u>	<u>Maturity Date/ Type</u>	<u>Interest Rate/ Type</u>
12-19-02	\$8,980,000	Azusa CFD No 2002-1 Los Angeles CDIAC Number: 2002-1859 Limited tax obligation bond Multiple capital improvements, public works Mountain Cove	NR	Neg	(BC) Best Best & Krieger (FA) Harrell & Co Advisors (TR) Wells Fargo Bank (UW) E J De La Rosa	09-01-32 Comb	5.872 TIC

### YEARLY FISCAL STATUS REPORT INFORMATION

#### A. FUND BALANCES

<u>Year</u>	<u>Principal Amt Outstanding(\$)</u>	<u>Minimum Bond Reserve(\$)</u>	<u>Bond Reserve Fund(\$)</u>	<u>Capitalized Interest(\$)</u>	<u>Construction Fund(\$)</u>
02/03	8,980,000	875,328	877,477	261,173	0
03/04	8,980,000	875,328	877,066	0	2,757,097
04/05	8,965,000	875,328	886,903	0	1,610,421
05/06	8,935,000	875,328	897,450	0	1,686,533
06/07	8,935,000	875,328	907,082	0	1,242,102

#### B. TAX COLLECTION

<u>Year</u>	<u>Taxes Due(\$)</u>	<u>Taxes Unpaid(\$)</u>	<u>Percent</u>	<u>Teeter Plan</u>
02/03	0	0	0	No
03/04	546,309	187,790	34	No
04/05	614,104	18,827	3	No
05/06	570,761	27,522	5	No
06/07	568,965	20,424	4	No

#### C. DELINQUENT PARCELS

<u>Year</u>	<u>Reporting Date</u>	<u># of Parcels</u>	<u>Total Amount Due(\$)</u>
02/03	07-01-03	0	0
03/04	07-01-04	25	187,790
04/05	07-01-05	15	18,827
05/06	06-30-06	28	27,522
06/07	07-01-07	14	20,424

#### D. FORECLOSURE

<u># of Parcels</u>	<u>Total Amount of Taxes Due (\$)</u>
0	0
0	0
0	0
0	0
0	0

#### E. ASSESSED VALUE OF PARCELS

<u>Reporting Date</u>	<u>Appraisal/ Tax Roll</u>	<u>Assessed Value(\$)</u>
07-01-03	Tax Roll	56,931,238
07-01-04	Tax Roll	82,856,950
	Tax Roll	172,439,846
01-01-06	Tax Roll	175,779,911
07-01-07	Tax Roll	194,543,666

#### F. MISCELLANEOUS



## 2007 MELLO-ROOS YEARLY FISCAL STATUS REPORT

<u>Date</u>	<u>Amount(\$)</u>	<u>Issuing Entity, County, Type of Debt, Purpose</u>	<u>Rating(s) Enhancmt</u>	<u>Type of Sale</u>	<u>Role, Participant</u>	<u>Maturity Date/ Type</u>	<u>Interest Rate/ Type</u>
01-26-07	\$71,125,000	Azusa CFD No 2005-1 Los Angeles CDIAC Number: 2006-1277 Limited tax obligation bond Multiple capital improvements, public works Rosedale, IA No 1 (City & School Facs, LA Pasadena Metro Blue Line & Glendora)	NR	Neg	(BC) Best Best & Krieger (FA) Fieldman Rolapp (TR) Wells Fargo Bank (UW) Stone & Youngberg	09-01-37 Comb	4.951 NIC

### YEARLY FISCAL STATUS REPORT INFORMATION

#### A. FUND BALANCES

<u>Year</u>	<u>Principal Amt Outstanding(\$)</u>	<u>Minimum Bond Reserve(\$)</u>	<u>Bond Reserve Fund(\$)</u>	<u>Capitalized Interest(\$)</u>	<u>Construction Fund(\$)</u>
06/07	71,125,000	4,611,741	4,711,961	3,531,602	43,625,791

#### B. TAX COLLECTION

<u>Taxes Due(\$)</u>	<u>Taxes Unpaid(\$)</u>	<u>Percent</u>	<u>Teeter Plan</u>
220,186	1,199	1	No

#### C. DELINQUENT PARCELS

<u>Year</u>	<u>Reporting Date</u>	<u># of Parcels</u>	<u>Total Amount Due(\$)</u>
06/07	07-01-07	1	1,199

#### D. FORECLOSURE

<u># of Parcels</u>	<u>Total Amount of Taxes Due (\$)</u>
0	0

#### E. ASSESSED VALUE OF PARCELS

<u>Reporting Date</u>	<u>Appraisal/ Tax Roll</u>	<u>Assessed Value(\$)</u>
07-01-07	Tax Roll	221,331,168

#### F. MISCELLANEOUS





## 2007 MELLO-ROOS YEARLY FISCAL STATUS REPORT

<u>Date</u>	<u>Amount(\$)</u>	<u>Issuing Entity, County, Type of Debt, Purpose</u>	<u>Rating(s) Enhancmt</u>	<u>Type of Sale</u>	<u>Role, Participant</u>	<u>Maturity Date/ Type</u>	<u>Interest Rate/ Type</u>
12-05-02	\$16,215,000	Beverly Hills CFD No 2002-A Los Angeles CDIAC Number: 2002-1932 Limited tax obligation bond Multiple capital improvements, public works Business Triangle	S:AAA/A M:Aaa  Ins	Neg	(BC) Fulbright & Jaworski (EN) Ambac (TR) US Bank Natl Assoc (UW) Stone & Youngberg	09-01-28 Comb	4.808 TIC

### YEARLY FISCAL STATUS REPORT INFORMATION

#### A. FUND BALANCES

<u>Year</u>	<u>Principal Amt Outstanding(\$)</u>	<u>Minimum Bond Reserve(\$)</u>	<u>Bond Reserve Fund(\$)</u>	<u>Capitalized Interest(\$)</u>	<u>Construction Fund(\$)</u>
02/03	16,215,000	1,446,275	1,446,275	0	13,544,561
03/04	16,215,000	1,461,297	1,466,357	0	6,124,941
04/05	16,030,000	1,446,275	1,476,530	0	0
05/06	15,825,000	1,464,750	1,489,223	0	0
06/07	15,595,000	1,464,750	1,493,475	0	0

#### B. TAX COLLECTION

<u>Taxes Due(\$)</u>	<u>Taxes Unpaid(\$)</u>	<u>Percent</u>	<u>Teeter Plan</u>
0	0	0	No
939,496	26,218	3	No
991,424	3,879	0	No
985,631	955	0	No
1,001,470	244	0	No

#### C. DELINQUENT PARCELS

<u>Year</u>	<u>Reporting Date</u>	<u># of Parcels</u>	<u>Total Amount Due(\$)</u>
02/03		0	0
03/04	06-30-04	3	26,218
04/05	06-30-05	1	3,879
05/06	06-30-06	2	955
06/07	06-30-07	1	244

#### D. FORECLOSURE

<u># of Parcels</u>	<u>Total Amount of Taxes Due (\$)</u>
0	0
0	0
0	0
0	0
0	0

#### E. ASSESSED VALUE OF PARCELS

<u>Reporting Date</u>	<u>Appraisal/ Tax Roll</u>	<u>Assessed Value(\$)</u>
06-30-03	Tax Roll	678,382,116
06-30-04	Tax Roll	58,545,020
07-01-05	Tax Roll	914,732,144
07-01-06	Tax Roll	1,056,283,414
07-01-07	Tax Roll	1,126,849,488

#### F. MISCELLANEOUS



## 2007 MELLO-ROOS YEARLY FISCAL STATUS REPORT

<u>Date</u>	<u>Amount(\$)</u>	<u>Issuing Entity, County, Type of Debt, Purpose</u>	<u>Rating(s) Enhancmt</u>	<u>Type of Sale</u>	<u>Role, Participant</u>	<u>Maturity Date/ Type</u>	<u>Interest Rate/ Type</u>
01-27-06	\$6,155,000	Burbank CFD No 2005-1 Los Angeles CDIAC Number: 2005-1733 Limited tax obligation bond Parking The Collection Public Parking Fac	NR	Neg	(BC) Quint & Thimmig (FA) Ross Financial (TR) Wells Fargo Bank (UW) Stone & Youngberg	12-01-23 Comb	5.29 TIC

### YEARLY FISCAL STATUS REPORT INFORMATION

#### A. FUND BALANCES

<u>Year</u>	<u>Principal Amt Outstanding(\$)</u>	<u>Minimum Bond Reserve(\$)</u>	<u>Bond Reserve Fund(\$)</u>	<u>Capitalized Interest(\$)</u>	<u>Construction Fund(\$)</u>
05/06	6,155,000	55,958	56,158	109,940	0
06/07	6,155,000	55,958	56,176	71,297	0

#### B. TAX COLLECTION

<u>Taxes Due(\$)</u>	<u>Taxes Unpaid(\$)</u>	<u>Percent</u>	<u>Teeter Plan</u>
0	0	0	No
0	0	0	No

#### C. DELINQUENT PARCELS

<u>Year</u>	<u>Reporting Date</u>	<u># of Parcels</u>	<u>Total Amount Due(\$)</u>
05/06	06-30-06	0	0
06/07	06-30-07	0	0

#### D. FORECLOSURE

<u># of Parcels</u>	<u>Total Amount of Taxes Due (\$)</u>
0	0
0	0

#### E. ASSESSED VALUE OF PARCELS

<u>Reporting Date</u>	<u>Appraisal/ Tax Roll</u>	<u>Assessed Value(\$)</u>
07-01-06	Tax Roll	4,930,237
07-01-07	Tax Roll	1,819,680

#### F. MISCELLANEOUS

The Reserve Fund Requirement will be recalculated when funds are released from escrow.

Total Assessed Value - the parcel valid in fiscal year 2006-2007 subdivided. A portion of the subdivided lots are no longer taxable, resulting in a decrease of the assessed value.



## 2007 MELLO-ROOS YEARLY FISCAL STATUS REPORT

<u>Date</u>	<u>Amount(\$)</u>	<u>Issuing Entity, County, Type of Debt, Purpose</u>	<u>Rating(s) Enhancmt</u>	<u>Type of Sale</u>	<u>Role, Participant</u>	<u>Maturity Date/ Type</u>	<u>Interest Rate/ Type</u>
05-16-06	\$26,535,000	Calabasas CFD No 2001-1 Los Angeles CDIAC Number: 2006-0505 Limited tax obligation bond Multiple capital improvements, public works IA B Refunding	S:AAA/A- M:Aaa  Ins	Comp	(BC) Orrick Herrington (FA) C M de Crinis (EN) Ambac (TR) US Bank Natl Assoc (UW) Citigroup Global Markets	09-01-31 Comb	4.487 NIC

### YEARLY FISCAL STATUS REPORT INFORMATION

#### A. FUND BALANCES

<u>Year</u>	<u>Principal Amt Outstanding(\$)</u>	<u>Minimum Bond Reserve(\$)</u>	<u>Bond Reserve Fund(\$)</u>	<u>Capitalized Interest(\$)</u>	<u>Construction Fund(\$)</u>
05/06	26,535,000	1,789,008	1,789,115	0	0
06/07	26,535,000	1,789,008	1,806,497	0	0

#### B. TAX COLLECTION

<u>Taxes Due(\$)</u>	<u>Taxes Unpaid(\$)</u>	<u>Percent</u>	<u>Teeter Plan</u>
0	0	0	No
1,817,796	72,570	4	No

#### C. DELINQUENT PARCELS

<u>Year</u>	<u>Reporting Date</u>	<u># of Parcels</u>	<u>Total Amount Due(\$)</u>
05/06	06-30-06	0	0
06/07	06-30-07	29	72,570

#### D. FORECLOSURE

<u># of Parcels</u>	<u>Total Amount of Taxes Due (\$)</u>
0	0
0	0

#### E. ASSESSED VALUE OF PARCELS

<u>Reporting Date</u>	<u>Appraisal/ Tax Roll</u>	<u>Assessed Value(\$)</u>
01-01-06	Appraisal	686,869,576
01-01-07	Tax Roll	1,025,098,264

#### F. MISCELLANEOUS



## 2007 MELLO-ROOS YEARLY FISCAL STATUS REPORT

<u>Date</u>	<u>Amount(\$)</u>	<u>Issuing Entity, County, Type of Debt, Purpose</u>	<u>Rating(s) Enhancmt</u>	<u>Type of Sale</u>	<u>Role, Participant</u>	<u>Maturity Date/ Type</u>	<u>Interest Rate/ Type</u>
02-04-99	\$12,515,000	Calabasas CFD No 98-1 Los Angeles CDIAC Number: 1998-2137 Limited tax obligation bond Multiple capital improvements, public works Refunding	NR	Neg	(BC) Orrick Herrington (TR) US Bank Corp Trust (UW) Piper Jaffray Inc	09-01-28 Comb	5.588 NIC

### YEARLY FISCAL STATUS REPORT INFORMATION

#### A. FUND BALANCES

<u>Year</u>	<u>Principal Amt Outstanding(\$)</u>	<u>Minimum Bond Reserve(\$)</u>	<u>Bond Reserve Fund(\$)</u>	<u>Capitalized Interest(\$)</u>	<u>Construction Fund(\$)</u>
01/02	11,655,000	983,810	987,581	0	0
02/03	11,200,000	914,132	976,297	0	0
03/04	10,725,000	895,356	979,945	0	0
04/05	10,225	895,356	963,962	0	0
05/06	9,150,000	852,697	886,820	0	358,033
06/07	9,150,000	852,697	866,677	0	358,033

#### B. TAX COLLECTION

<u>Taxes Due(\$)</u>	<u>Taxes Unpaid(\$)</u>	<u>Percent</u>	<u>Teeter Plan</u>
1,127,430	0	0	No
1,128,975	0	0	No
0	0	0	No
1,129,778	129,656	11	No
0	0	0	No
1,125,974	0	0	No

#### C. DELINQUENT PARCELS

<u>Year</u>	<u>Reporting Date</u>	<u># of Parcels</u>	<u>Total Amount Due(\$)</u>
01/02	06-30-02	0	0
02/03	06-30-03	0	0
03/04	06-30-04	0	0
04/05	06-30-05	1	129,656
05/06	06-30-06	0	0
06/07	06-30-07	0	0

#### D. FORECLOSURE

<u># of Parcels</u>	<u>Total Amount of Taxes Due (\$)</u>
0	0
0	0
0	0
0	0
0	0
0	0

#### E. ASSESSED VALUE OF PARCELS

<u>Reporting Date</u>	<u>Appraisal/ Tax Roll</u>	<u>Assessed Value(\$)</u>
06-30-02	Tax Roll	107,013,510
06-30-03	Tax Roll	109,034,848
06-30-04	Tax Roll	155,818,429
06-30-05	Tax Roll	155,818,429
01-01-06	Tax Roll	121,057,381
01-01-07	Tax Roll	127,960,164

#### F. MISCELLANEOUS



## 2007 MELLO-ROOS YEARLY FISCAL STATUS REPORT

<u>Date</u>	<u>Amount(\$)</u>	<u>Issuing Entity, County, Type of Debt, Purpose</u>	<u>Rating(s) Enhancmt</u>	<u>Type of Sale</u>	<u>Role, Participant</u>	<u>Maturity Date/ Type</u>	<u>Interest Rate/ Type</u>
04-20-05	\$3,880,000	Hawthorne CFD No 2004-1 Los Angeles CDIAC Number: 2004-1411 Limited tax obligation bond Multiple capital improvements, public works Fusion at South Bay	NR	Neg	(BC) Quint & Thimmig (TR) US Bank Natl Assoc (UW) Sutter Securities	09-01-35 Comb	5.415 NIC

### YEARLY FISCAL STATUS REPORT INFORMATION

#### A. FUND BALANCES

<u>Year</u>	<u>Principal Amt Outstanding(\$)</u>	<u>Minimum Bond Reserve(\$)</u>	<u>Bond Reserve Fund(\$)</u>	<u>Capitalized Interest(\$)</u>	<u>Construction Fund(\$)</u>
05/06	3,880,000	276,760	286,900	240,382	72,479
06/07	3,880,000	276,760	300,517	49,109	75,919

#### B. TAX COLLECTION

<u>Taxes Due(\$)</u>	<u>Taxes Unpaid(\$)</u>	<u>Percent</u>	<u>Teeter Plan</u>
0	0	0	No
64,400	43,555	68	Yes

#### C. DELINQUENT PARCELS

<u>Year</u>	<u>Reporting Date</u>	<u># of Parcels</u>	<u>Total Amount Due(\$)</u>
05/06	10-14-06	0	0
06/07	10-19-07	142	43,555

#### D. FORECLOSURE

<u># of Parcels</u>	<u>Total Amount of Taxes Due (\$)</u>
0	0
0	0

#### E. ASSESSED VALUE OF PARCELS

<u>Reporting Date</u>	<u>Appraisal/ Tax Roll</u>	<u>Assessed Value(\$)</u>
07-01-06	Tax Roll	42,330,000
07-01-07	Tax Roll	54,360,291

#### F. MISCELLANEOUS



## 2007 MELLO-ROOS YEARLY FISCAL STATUS REPORT

<u>Date</u>	<u>Amount(\$)</u>	<u>Issuing Entity, County, Type of Debt, Purpose</u>	<u>Rating(s) Enhancmt</u>	<u>Type of Sale</u>	<u>Role, Participant</u>	<u>Maturity Date/ Type</u>	<u>Interest Rate/ Type</u>
11-21-06	\$14,755,000	Hawthorne CFD No 2006-1 Los Angeles CDIAC Number: 2006-1216 Limited tax obligation bond Multiple capital improvements, public works Three Sixty Degrees @ South Bay	NR	Neg	(BC) Quint & Thimmig (TR) US Bank Natl Assoc (UW) Sutter Securities	09-01-36 Comb	4.987 NIC

### YEARLY FISCAL STATUS REPORT INFORMATION

#### A. FUND BALANCES

<u>Year</u>	<u>Principal Amt Outstanding(\$)</u>	<u>Minimum Bond Reserve(\$)</u>	<u>Bond Reserve Fund(\$)</u>	<u>Capitalized Interest(\$)</u>	<u>Construction Fund(\$)</u>
06/07	14,755,000	995,000	1,016,945	1,288,163	7,746,937

#### B. TAX COLLECTION

<u>Taxes Due(\$)</u>	<u>Taxes Unpaid(\$)</u>	<u>Percent</u>	<u>Teeter Plan</u>
0	0	0	No

#### C. DELINQUENT PARCELS

<u>Year</u>	<u>Reporting Date</u>	<u># of Parcels</u>	<u>Total Amount Due(\$)</u>
06/07	10-19-07	0	0

#### D. FORECLOSURE

<u># of Parcels</u>	<u>Total Amount of Taxes Due (\$)</u>
0	0

#### E. ASSESSED VALUE OF PARCELS

<u>Reporting Date</u>	<u>Appraisal/ Tax Roll</u>	<u>Assessed Value(\$)</u>
07-01-07	Tax Roll	173,300,000

#### F. MISCELLANEOUS



## 2007 MELLO-ROOS YEARLY FISCAL STATUS REPORT

<u>Date</u>	<u>Amount(\$)</u>	<u>Issuing Entity, County, Type of Debt, Purpose</u>	<u>Rating(s) Enhancmt</u>	<u>Type of Sale</u>	<u>Role, Participant</u>	<u>Maturity Date/ Type</u>	<u>Interest Rate/ Type</u>
03-05-99	\$8,990,000	Hawthorne Community Redevelopment Agency CFD No 1990-1 Los Angeles CDIAC Number: 1998-1659 Limited tax obligation bond Multiple capital improvements, public works Rosecrans Ave/Ocean Gate Ave Refunding	NR	Neg	(BC) Quint & Thimmig (TR) US Bank Corp Trust (UW) Sutter Securities	09-01-17 Comb	5.721 NIC

### YEARLY FISCAL STATUS REPORT INFORMATION

#### A. FUND BALANCES

<u>Year</u>	<u>Principal Amt Outstanding(\$)</u>	<u>Minimum Bond Reserve(\$)</u>	<u>Bond Reserve Fund(\$)</u>	<u>Capitalized Interest(\$)</u>	<u>Construction Fund(\$)</u>
01/02	8,050,000	915,013	940,110	0	0
02/03	7,710,000	965,888	966,536	0	0
03/04	7,355,000	1,019,592	1,049,092	0	0
04/05	6,985,000	1,019,592	1,082,232	0	0
05/06	6,985,000	1,076,281	1,139,041	0	0
06/07	6,595,000	1,199,291	1,203,252	0	0

#### B. TAX COLLECTION

<u>Year</u>	<u>Taxes Due(\$)</u>	<u>Taxes Unpaid(\$)</u>	<u>Percent</u>	<u>Teeter Plan</u>
01/02	798,697	34,104	4	No
02/03	799,549	57,648	7	No
03/04	796,888	0	0	No
04/05	797,809	0	0	No
05/06	796,399	0	0	No
06/07	797,305	57,516	7	No

#### C. DELINQUENT PARCELS

<u>Year</u>	<u>Reporting Date</u>	<u># of Parcels</u>	<u>Total Amount Due(\$)</u>
01/02	09-30-02	2	34,104
02/03	04-22-03	2	57,648
03/04	05-12-04	0	0
04/05	04-25-05	0	0
05/06	10-14-06	0	0
06/07	10-19-07	3	57,516

#### D. FORECLOSURE

<u># of Parcels</u>	<u>Total Amount of Taxes Due (\$)</u>
0	0
0	0
0	0
0	0
0	0
0	0

#### E. ASSESSED VALUE OF PARCELS

<u>Reporting Date</u>	<u>Appraisal/ Tax Roll</u>	<u>Assessed Value(\$)</u>
07-03-02	Tax Roll	40,571,849
07-01-03		64,420,966
07-01-04	Tax Roll	112,207,083
07-01-05	Tax Roll	82,071,833
07-01-06	Tax Roll	87,636,552
07-01-07	Tax Roll	89,389,275

#### F. MISCELLANEOUS



## 2007 MELLO-ROOS YEARLY FISCAL STATUS REPORT

<u>Date</u>	<u>Amount(\$)</u>	<u>Issuing Entity, County, Type of Debt, Purpose</u>	<u>Rating(s) Enhancmt</u>	<u>Type of Sale</u>	<u>Role, Participant</u>	<u>Maturity Date/ Type</u>	<u>Interest Rate/ Type</u>
08-16-00	\$3,525,000	Hawthorne Community Redevelopment Agency CFD No 1999-1 Los Angeles CDIAC Number: 1999-1453 Limited tax obligation bond Multiple capital improvements, public works Gateway Ctr Series A Refunding	NR	Neg	(BC) Quint & Thimmig (TR) US Bank Corp Trust (UW) Sutter Securities	10-01-25 Comb	7.074 NIC

### YEARLY FISCAL STATUS REPORT INFORMATION

#### A. FUND BALANCES

<u>Year</u>	<u>Principal Amt Outstanding(\$)</u>	<u>Minimum Bond Reserve(\$)</u>	<u>Bond Reserve Fund(\$)</u>	<u>Capitalized Interest(\$)</u>	<u>Construction Fund(\$)</u>	<u>Taxes Due(\$)</u>	<u>Taxes Unpaid(\$)</u>	<u>Percent</u>	<u>Teeter Plan</u>
01/02	3,525,000	290,080	324,424	0	0	675,267	0	0	No
02/03	3,455,000	304,320	313,795	0	0	647,429	0	0	No
03/04	3,305,000	303,600	313,795	0	0	162,722	0	0	No
04/05	3,225,000	303,600	313,126	0	0	0	0	0	No
05/06	3,225,000	300,998	300,998	0	0	0	0	0	No
06/07	3,140,000	300,998	300,998	0	0	0	0	0	No

#### B. TAX COLLECTION

#### C. DELINQUENT PARCELS

<u>Year</u>	<u>Reporting Date</u>	<u># of Parcels</u>	<u>Total Amount Due(\$)</u>	<u># of Parcels</u>	<u>Total Amount of Taxes Due (\$)</u>	<u>Reporting Date</u>	<u>Appraisal/ Tax Roll</u>	<u>Assessed Value(\$)</u>
01/02	09-30-02	0	0	0	0	07-03-02	Tax Roll	27,081,742
02/03	04-22-03	0	0	0	0	07-01-03	Tax Roll	41,721,530
03/04	10-26-04	0	0	0	0	07-01-04	Tax Roll	87,121,402
04/05	10-26-05	0	0	0	0	07-01-05	Tax Roll	105,019,941
05/06	10-14-06	0	0	0	0	07-01-06	Tax Roll	106,662,472
06/07	10-19-07	0	0	0	0	07-01-07	Tax Roll	107,702,989

#### D. FORECLOSURE

#### E. ASSESSED VALUE OF PARCELS

#### F. MISCELLANEOUS





## 2007 MELLO-ROOS YEARLY FISCAL STATUS REPORT

<u>Date</u>	<u>Amount(\$)</u>	<u>Issuing Entity, County, Type of Debt, Purpose</u>	<u>Rating(s) Enhancmt</u>	<u>Type of Sale</u>	<u>Role, Participant</u>	<u>Maturity Date/ Type</u>	<u>Interest Rate/ Type</u>
08-01-00	\$12,475,000	Hawthorne Community Redevelopment Agency CFD No 1999-1 Los Angeles CDIAC Number: 2000-1618 Limited tax obligation bond Multiple capital improvements, public works Gateway Ctr Series B Refunding	NR	Neg	(BC) Quint & Thimmig (TR) US Bank Corp Trust (UW) Sutter Securities	10-01-25 Comb	7.011 NIC

### YEARLY FISCAL STATUS REPORT INFORMATION

#### A. FUND BALANCES

<u>Year</u>	<u>Principal Amt Outstanding(\$)</u>	<u>Minimum Bond Reserve(\$)</u>	<u>Bond Reserve Fund(\$)</u>	<u>Capitalized Interest(\$)</u>	<u>Construction Fund(\$)</u>	<u>Taxes Due(\$)</u>	<u>Taxes Unpaid(\$)</u>	<u>Percent</u>	<u>Teeter Plan</u>
01/02	12,475,000	1,025,640	1,086,114	0	0	675,267	0	0	No
02/03	12,225,000	1,063,390	1,096,497	0	0	647,429	0	0	No
03/04	11,685,000	1,063,390	1,096,497	0	0	162,722	0	0	No
04/05	11,395,000	1,063,390	1,097,165	0	0	0	0	0	No
05/06	11,395,000	1,065,232	1,065,232	0	0	0	0	0	No
06/07	11,090,000	1,065,232	1,065,232	0	0	0	0	0	No

#### B. TAX COLLECTION

#### C. DELINQUENT PARCELS

<u>Year</u>	<u>Reporting Date</u>	<u># of Parcels</u>	<u>Total Amount Due(\$)</u>	<u># of Parcels</u>	<u>Total Amount of Taxes Due (\$)</u>	<u>Reporting Date</u>	<u>Appraisal/ Tax Roll</u>	<u>Assessed Value(\$)</u>
01/02	09-30-02	0	0	0	0	07-03-02	Tax Roll	27,081,742
02/03	04-22-03	0	0	0	0	07-01-03	Tax Roll	41,721,530
03/04	10-26-04	0	0	0	0	07-01-04	Tax Roll	87,121,402
04/05	10-26-05	0	0	0	0	07-01-05	Tax Roll	105,019,941
05/06	10-14-06	0	0	0	0	07-01-06	Tax Roll	106,662,472
06/07	10-19-07	0	0	0	0	07-01-07	Tax Roll	107,702,989

#### D. FORECLOSURE

#### E. ASSESSED VALUE OF PARCELS

#### F. MISCELLANEOUS



## 2007 MELLO-ROOS YEARLY FISCAL STATUS REPORT

<u>Date</u>	<u>Amount(\$)</u>	<u>Issuing Entity, County, Type of Debt, Purpose</u>	<u>Rating(s) Enhancmt</u>	<u>Type of Sale</u>	<u>Role, Participant</u>	<u>Maturity Date/ Type</u>	<u>Interest Rate/ Type</u>
07-26-95	\$10,105,000	Hawthorne Parking Authority CFD No 1 Los Angeles CDIAC Number: 1995-0762 Limited tax obligation bond Parking Hawthorne Plaza Refunding	NR	Neg	(BC) Jones Hall Hill (TR) Bank of America (UW) Sutter Securities	09-01-19 Comb	8.142 NIC

### YEARLY FISCAL STATUS REPORT INFORMATION

#### A. FUND BALANCES

<u>Year</u>	<u>Principal Amt Outstanding(\$)</u>	<u>Minimum Bond Reserve(\$)</u>	<u>Bond Reserve Fund(\$)</u>	<u>Capitalized Interest(\$)</u>	<u>Construction Fund(\$)</u>	<u>Taxes Due(\$)</u>	<u>Taxes Unpaid(\$)</u>	<u>Percent</u>	<u>Teeter Plan</u>
01/02	8,815,000	970,994	972,058	0	0	1,001,893	0	0	No
02/03	8,545,000	970,994	971,279	0	0	996,626	0	0	No
03/04	8,260,000	970,994	971,359	0	0	989,614	0	0	No
04/05	7,950,000	970,994	972,372	0	0	998,979	499,489	50	No
05/06	7,950,000	970,994	976,400	0	0	993,041	0	0	No
06/07	7,620,000	970,994	974,553	0	0	0	0	0	No

#### B. TAX COLLECTION

#### C. DELINQUENT PARCELS

<u>Year</u>	<u>Reporting Date</u>	<u># of Parcels</u>	<u>Total Amount Due(\$)</u>	<u># of Parcels</u>	<u>Total Amount of Taxes Due (\$)</u>	<u>Reporting Date</u>	<u>Appraisal/ Tax Roll</u>	<u>Assessed Value(\$)</u>
01/02	09-30-02	0	0	0	0	07-03-02	Tax Roll	35,002,862
02/03	04-22-03	0	0	0	0	07-01-03	Tax Roll	37,507,465
03/04	05-12-04	0	0	0	0	07-01-04	Tax Roll	39,616,728
04/05	10-25-05	0	0	0	0	07-01-05	Tax Roll	41,088,240
05/06	10-14-06	0	0	0	0	07-01-06	Tax Roll	41,078,198
06/07	10-19-07	0	0	0	0	07-01-07	Tax Roll	49,798,659

#### D. FORECLOSURE

#### E. ASSESSED VALUE OF PARCELS

#### F. MISCELLANEOUS



## 2007 MELLO-ROOS YEARLY FISCAL STATUS REPORT

<u>Date</u>	<u>Amount(\$)</u>	<u>Issuing Entity, County, Type of Debt, Purpose</u>	<u>Rating(s) Enhancmt</u>	<u>Type of Sale</u>	<u>Role, Participant</u>	<u>Maturity Date/ Type</u>	<u>Interest Rate/ Type</u>
03-24-98	\$11,390,000	Irwindale CFD No 1 Los Angeles CDIAC Number: 1998-0277 Limited tax obligation bond Multiple capital improvements, public works Refunding	NR	Neg	(BC) Rutan & Tucker (FA) Rod Gunn (TR) First Trust of CA (UW) O'Connor & Co Securities	11-01-20 Comb	6.06 NIC

### YEARLY FISCAL STATUS REPORT INFORMATION

#### A. FUND BALANCES

<u>Year</u>	<u>Principal Amt Outstanding(\$)</u>	<u>Minimum Bond Reserve(\$)</u>	<u>Bond Reserve Fund(\$)</u>	<u>Capitalized Interest(\$)</u>	<u>Construction Fund(\$)</u>
01/02	10,975,000	1,139,000	1,139,000	0	0
02/03	10,795,000	1,139,000	1,139,000	0	0
03/04	10,585,000	1,139,000	1,139,000	0	0
04/05	10,350,000	1,139,000	1,139,000	0	0
05/06	10,080,000	1,139,000	1,139,000	0	0
06/07	9,775,000	1,139,000	1,139,000	0	0

#### B. TAX COLLECTION

<u>Taxes Due(\$)</u>	<u>Taxes Unpaid(\$)</u>	<u>Percent</u>	<u>Teeter Plan</u>
766,864	0	0	No
792,692	0	0	No
855,386	16,208	2	No
806,130	0	0	No
847,367	0	0	No
863,081	0	0	No

#### C. DELINQUENT PARCELS

<u>Year</u>	<u>Reporting Date</u>	<u># of Parcels</u>	<u>Total Amount Due(\$)</u>
01/02	05-03-02	0	0
02/03	04-22-03	0	0
03/04	05-12-04	1	16,208
04/05	04-25-05	1	16,208
05/06	05-30-06	0	0
06/07	05-23-07	0	0

#### D. FORECLOSURE

<u># of Parcels</u>	<u>Total Amount of Taxes Due (\$)</u>
0	0
0	0
0	0
0	0
0	0
0	0

#### E. ASSESSED VALUE OF PARCELS

<u>Reporting Date</u>	<u>Appraisal/ Tax Roll</u>	<u>Assessed Value(\$)</u>
07-03-02	Tax Roll	51,569,175
07-01-03	Tax Roll	53,160,337
07-01-04	Tax Roll	54,545,714
07-01-05	Tax Roll	55,761,589
07-01-06	Tax Roll	56,876,770
07-01-07	Tax Roll	64,238,627

#### F. MISCELLANEOUS



## 2007 MELLO-ROOS YEARLY FISCAL STATUS REPORT

<u>Date</u>	<u>Amount(\$)</u>	<u>Issuing Entity, County, Type of Debt, Purpose</u>	<u>Rating(s) Enhancmt</u>	<u>Type of Sale</u>	<u>Role, Participant</u>	<u>Maturity Date/ Type</u>	<u>Interest Rate/ Type</u>
05-02-01	\$3,935,000	Keppel Union School District CFD No 91-1 Los Angeles CDIAC Number: 2001-0421 Limited tax obligation bond K-12 school facility Refunding	F:BBB	Neg	(BC) O'Melveny & Myers (FA) Caldwell Flores (TR) State Street Bank Corp (UW) UBS PaineWebber	09-01-16 Comb	5.533 TIC

### YEARLY FISCAL STATUS REPORT INFORMATION

#### A. FUND BALANCES

<u>Year</u>	<u>Principal Amt Outstanding(\$)</u>	<u>Minimum Bond Reserve(\$)</u>	<u>Bond Reserve Fund(\$)</u>	<u>Capitalized Interest(\$)</u>	<u>Construction Fund(\$)</u>
01/02	3,460,000	378,875	378,875	0	403,713
02/03	3,460,000	378,875	378,875	0	403,713
03/04	3,445,000	378,875	379,068	0	403,919
04/05	3,250,000	378,875	378,875	0	404,550

#### B. TAX COLLECTION

<u>Taxes Due(\$)</u>	<u>Taxes Unpaid(\$)</u>	<u>Percent</u>	<u>Teeter Plan</u>
505,862	0	0	No
505,862	0	0	No
0	0	0	No
0	0	0	No

#### C. DELINQUENT PARCELS

<u>Year</u>	<u>Reporting Date</u>	<u># of Parcels</u>	<u>Total Amount Due(\$)</u>
01/02		0	0
02/03		0	0
03/04		0	0
04/05		0	0

#### D. FORECLOSURE

<u># of Parcels</u>	<u>Total Amount of Taxes Due (\$)</u>
0	0
0	0
0	0
0	0

#### E. ASSESSED VALUE OF PARCELS

<u>Reporting Date</u>	<u>Appraisal/ Tax Roll</u>	<u>Assessed Value(\$)</u>
		0
		0
		0
		0

#### F. MISCELLANEOUS



## 2007 MELLO-ROOS YEARLY FISCAL STATUS REPORT

<u>Date</u>	<u>Amount(\$)</u>	<u>Issuing Entity, County, Type of Debt, Purpose</u>	<u>Rating(s) Enhancmt</u>	<u>Type of Sale</u>	<u>Role, Participant</u>	<u>Maturity Date/ Type</u>	<u>Interest Rate/ Type</u>
07-14-98	\$15,685,000	La Mirada Redevelopment Agency CFD No 89-1 Los Angeles CDIAC Number: 1998-1472 Limited tax obligation bond Public building Civic Theatre Refunding	NR	Neg	(BC) Jones Hall (FA) Rod Gunn (TR) US Bank Corp Trust (UW) O'Connor & Co Securities	10-01-20 Comb	5.78 NIC

### YEARLY FISCAL STATUS REPORT INFORMATION

#### A. FUND BALANCES

<u>Year</u>	<u>Principal Amt Outstanding(\$)</u>	<u>Minimum Bond Reserve(\$)</u>	<u>Bond Reserve Fund(\$)</u>	<u>Capitalized Interest(\$)</u>	<u>Construction Fund(\$)</u>	<u>Taxes Due(\$)</u>	<u>Taxes Unpaid(\$)</u>	<u>Percent</u>	<u>Teeter Plan</u>
01/02	14,555,000	1,272,428	1,278,503	79	0	169,803	0	0	No
02/03	14,095,000	1,272,428	1,274,434	50	0	119,986	0	0	No
03/04	13,615,000	1,272,428	1,273,835	6	0	41,914	0	0	No
04/05	13,110,000	1,272,428	1,280,806	126	0	0	0	0	No
05/06	12,580,000	1,272,428	1,272,230	13,505	0	0	0	0	No
06/07	12,025,000	0	1,280,806	212	0	0	0	0	No

#### B. TAX COLLECTION

#### C. DELINQUENT PARCELS

<u>Year</u>	<u>Reporting Date</u>	<u># of Parcels</u>	<u>Total Amount Due(\$)</u>	<u># of Parcels</u>	<u>Total Amount of Taxes Due (\$)</u>	<u>Reporting Date</u>	<u>Appraisal/ Tax Roll</u>	<u>Assessed Value(\$)</u>
01/02	07-29-02	0	0	0	0	01-01-02	Tax Roll	119,139,668
02/03	07-23-03	0	0	0	0	01-01-03	Tax Roll	123,076,455
03/04	07-23-04	0	0	0	0	01-01-04	Tax Roll	126,082,356
04/05	08-04-05	0	0	0	0	01-01-05	Tax Roll	132,585,169
05/06	08-01-06	0	0	0	0	01-01-06	Tax Roll	139,477,379
06/07	08-01-07	0	0	0	0	01-01-07	Appraisal	153,938,080

#### D. FORECLOSURE

#### E. ASSESSED VALUE OF PARCELS

#### F. MISCELLANEOUS



## 2007 MELLO-ROOS YEARLY FISCAL STATUS REPORT

<u>Date</u>	<u>Amount(\$)</u>	<u>Issuing Entity, County, Type of Debt, Purpose</u>	<u>Rating(s) Enhancmt</u>	<u>Type of Sale</u>	<u>Role, Participant</u>	<u>Maturity Date/ Type</u>	<u>Interest Rate/ Type</u>
11-18-98	\$7,200,000	La Verne CFD No 88-1 Los Angeles CDIAC Number: 1998-1979 Limited tax obligation bond Multiple capital improvements, public works Koll Bus Ctr Refunding	NR	Neg	(BC) Quint & Thimmig (TR) US Bank Corp Trust (UW) Stone & Youngberg	03-01-14 Term	5.875 NIC

### YEARLY FISCAL STATUS REPORT INFORMATION

#### A. FUND BALANCES

<u>Year</u>	<u>Principal Amt Outstanding(\$)</u>	<u>Minimum Bond Reserve(\$)</u>	<u>Bond Reserve Fund(\$)</u>	<u>Capitalized Interest(\$)</u>	<u>Construction Fund(\$)</u>
01/02	6,210,000	720,000	720,000	0	24,313
02/03	5,915,000	720,000	720,000	0	24,427
03/04	5,585,000	720,000	720,000	0	21,061
04/05	5,225,000	720,000	720,000	0	21,369
05/06	4,830,000	720,000	720,000	0	21,766
06/07	4,390,000	720,000	720,000	0	0

#### B. TAX COLLECTION

<u>Year</u>	<u>Taxes Due(\$)</u>	<u>Taxes Unpaid(\$)</u>	<u>Percent</u>	<u>Teeter Plan</u>
01/02	622,405	0	0	No
02/03	636,836	15,563	2	No
03/04	654,506	5,467	1	No
04/05	665,117	2,786	0	No
05/06	678,968	3,218	0	No
06/07	700,762	9,594	1	No

#### C. DELINQUENT PARCELS

<u>Year</u>	<u>Reporting Date</u>	<u># of Parcels</u>	<u>Total Amount Due(\$)</u>
01/02	06-30-02	0	0
02/03	06-30-03	2	15,563
03/04	06-30-04	1	5,467
04/05	06-30-05	1	2,786
05/06	06-30-06	1	3,218
06/07	06-30-07	2	9,594

#### D. FORECLOSURE

<u># of Parcels</u>	<u>Total Amount of Taxes Due (\$)</u>
0	0
0	0
0	0
0	0
0	0
0	0

#### E. ASSESSED VALUE OF PARCELS

<u>Reporting Date</u>	<u>Appraisal/ Tax Roll</u>	<u>Assessed Value(\$)</u>
06-30-02	Tax Roll	57,389,350
06-30-03	Tax Roll	65,054,331
06-30-04	Tax Roll	80,739,053
06-30-05	Tax Roll	86,598,914
06-30-06	Tax Roll	93,693,836
06-30-07	Tax Roll	110,731,763

#### F. MISCELLANEOUS



## 2007 MELLO-ROOS YEARLY FISCAL STATUS REPORT

<u>Date</u>	<u>Amount(\$)</u>	<u>Issuing Entity, County, Type of Debt, Purpose</u>	<u>Rating(s) Enhancmt</u>	<u>Type of Sale</u>	<u>Role, Participant</u>	<u>Maturity Date/ Type</u>	<u>Interest Rate/ Type</u>
12-30-97	\$360,000	Lancaster CFD No 89-1 Los Angeles CDIAC Number: 1997-1771 Limited tax obligation bond Water supply, storage, distribution E Lancaster Water Storage Tank Federally Taxable Refunding	NR	Neg	(BC) Stradling Yocca (FA) Urban Futures (TR) First Trust of WA (UW) Lancaster FA	09-01-20 Term	7.263 NIC

### YEARLY FISCAL STATUS REPORT INFORMATION

#### A. FUND BALANCES

<u>Year</u>	<u>Principal Amt Outstanding(\$)</u>	<u>Minimum Bond Reserve(\$)</u>	<u>Bond Reserve Fund(\$)</u>	<u>Capitalized Interest(\$)</u>	<u>Construction Fund(\$)</u>
01/02	360,000	0	0	0	0
02/03	360,000	0	0	0	0
03/04	360,000	0	0	0	0
04/05	360,000	0	0	0	0
05/06	360,000	0	0	0	0
06/07	360,000	0	0	0	0

#### B. TAX COLLECTION

<u>Taxes Due(\$)</u>	<u>Taxes Unpaid(\$)</u>	<u>Percent</u>	<u>Teeter Plan</u>
0	0	0	No
481,470	0	0	No
481,800	66,165	14	No
478,830	98,670	21	No
416,106	24,584	6	No
415,833	26,895	6	No

#### C. DELINQUENT PARCELS

<u>Year</u>	<u>Reporting Date</u>	<u># of Parcels</u>	<u>Total Amount Due(\$)</u>
01/02		0	0
02/03	04-22-03	38	733,187
03/04	05-07-04	33	501,876
04/05	04-25-05	54	455,383
05/06	05-30-06	78	415,617
06/07	10-05-07	112	416,608

#### D. FORECLOSURE

<u># of Parcels</u>	<u>Total Amount of Taxes Due (\$)</u>
0	0
0	0
0	0
0	0
0	0
0	0

#### E. ASSESSED VALUE OF PARCELS

<u>Reporting Date</u>	<u>Appraisal/ Tax Roll</u>	<u>Assessed Value(\$)</u>
05-02-02	Tax Roll	0
07-01-03	Tax Roll	65,339,630
07-01-04	Tax Roll	81,597,065
07-01-05	Tax Roll	88,931,300
07-01-06	Tax Roll	160,025,417
07-01-07	Tax Roll	201,635,508

#### F. MISCELLANEOUS



## 2007 MELLO-ROOS YEARLY FISCAL STATUS REPORT

<u>Date</u>	<u>Amount(\$)</u>	<u>Issuing Entity, County, Type of Debt, Purpose</u>	<u>Rating(s) Enhancmt</u>	<u>Type of Sale</u>	<u>Role, Participant</u>	<u>Maturity Date/ Type</u>	<u>Interest Rate/ Type</u>
03-10-98	\$9,065,000	Lancaster CFD No 90-1 Los Angeles CDIAC Number: 1998-0098 Limited tax obligation bond Multiple capital improvements, public works Refunding	S:AAA M:Aaa  Ins	Neg	(BC) Stradling Yocca (FA) Urban Futures (EN) FSA (TR) First Trust of WA (UW) Miller & Schroeder	09-01-15 Comb	4.913 NIC

### YEARLY FISCAL STATUS REPORT INFORMATION

#### A. FUND BALANCES

<u>Year</u>	<u>Principal Amt Outstanding(\$)</u>	<u>Minimum Bond Reserve(\$)</u>	<u>Bond Reserve Fund(\$)</u>	<u>Capitalized Interest(\$)</u>	<u>Construction Fund(\$)</u>
01/02	7,360,000	776,585	776,585	0	0
02/03	6,930,000	776,585	776,585	0	0
03/04	6,485,000	776,585	776,585	0	0
04/05	6,020,000	776,585	776,585	0	0
05/06	6,020,000	776,470	776,585	0	0
06/07	5,535,000	776,470	776,585	0	0

#### B. TAX COLLECTION

<u>Taxes Due(\$)</u>	<u>Taxes Unpaid(\$)</u>	<u>Percent</u>	<u>Teeter Plan</u>
739,359	25,212	3	No
736,076	24,286	3	No
697,256	32,463	5	No
696,107	45,123	6	No
786,890	63,432	8	No
786,890	73,464	9	No

#### C. DELINQUENT PARCELS

<u>Year</u>	<u>Reporting Date</u>	<u># of Parcels</u>	<u>Total Amount Due(\$)</u>
01/02	05-03-02	34	59,281
02/03	04-22-03	30	44,036
03/04	05-07-04	46	42,017
04/05	04-25-05	60	55,585
05/06	05-30-06	71	73,909
06/07	10-05-07	82	77,385

#### D. FORECLOSURE

<u># of Parcels</u>	<u>Total Amount of Taxes Due (\$)</u>
0	0
0	0
0	0
0	0
0	0
0	0

#### E. ASSESSED VALUE OF PARCELS

<u>Reporting Date</u>	<u>Appraisal/ Tax Roll</u>	<u>Assessed Value(\$)</u>
07-03-02	Tax Roll	85,762,893
07-01-03	Tax Roll	88,552,274
07-01-04	Tax Roll	97,502,479
07-01-05	Tax Roll	108,090,765
07-01-06	Tax Roll	127,505,852
07-01-07	Tax Roll	140,911,001

#### F. MISCELLANEOUS





## 2007 MELLO-ROOS YEARLY FISCAL STATUS REPORT

<u>Date</u>	<u>Amount(\$)</u>	<u>Issuing Entity, County, Type of Debt, Purpose</u>	<u>Rating(s) Enhancmt</u>	<u>Type of Sale</u>	<u>Role, Participant</u>	<u>Maturity Date/ Type</u>	<u>Interest Rate/ Type</u>
10-03-00	\$5,350,000	Lancaster CFD No 91-1 Los Angeles CDIAC Number: 2000-0482 Limited tax obligation bond Flood control, storm drainage Quartz Hill II & III Refunding	NR	Neg	(BC) Stradling Yocca (FA) Urban Futures (TR) US Bank Corp Trust (UW) Miller & Schroeder	11-01-16 Comb	6.159 NIC

### YEARLY FISCAL STATUS REPORT INFORMATION

#### A. FUND BALANCES

<u>Year</u>	<u>Principal Amt Outstanding(\$)</u>	<u>Minimum Bond Reserve(\$)</u>	<u>Bond Reserve Fund(\$)</u>	<u>Capitalized Interest(\$)</u>	<u>Construction Fund(\$)</u>
01/02	5,155,000	531,000	531,000	0	0
02/03	4,925,000	531,000	531,692	0	0
03/04	4,680,000	531,000	532,460	0	0
04/05	4,425,000	531,000	542,974	0	0
05/06	4,155,000	531,000	524,980	0	0
06/07	3,875,000	531,000	535,742	0	0

#### B. TAX COLLECTION

<u>Year</u>	<u>Taxes Due(\$)</u>	<u>Taxes Unpaid(\$)</u>	<u>Percent</u>	<u>Teeter Plan</u>
01/02	536,184	3,825	1	No
02/03	533,646	7,200	1	No
03/04	497,585	7,425	1	No
04/05	528,758	11,025	2	No
05/06	545,980	12,600	2	No
06/07	545,980	17,325	3	No

#### C. DELINQUENT PARCELS

<u>Year</u>	<u>Reporting Date</u>	<u># of Parcels</u>	<u>Total Amount Due(\$)</u>
01/02	05-03-02	25	8,533
02/03	04-22-03	24	10,966
03/04	05-07-04	24	10,523
04/05	04-25-05	37	13,898
05/06	05-30-06	41	12,825
06/07	10-05-07	49	17,325

#### D. FORECLOSURE

<u># of Parcels</u>	<u>Total Amount of Taxes Due (\$)</u>
0	0
0	0
0	0
0	0
0	0
0	0

#### E. ASSESSED VALUE OF PARCELS

<u>Reporting Date</u>	<u>Appraisal/ Tax Roll</u>	<u>Assessed Value(\$)</u>
07-03-02	Tax Roll	67,850,406
07-01-03	Tax Roll	71,920,469
07-01-04	Tax Roll	83,824,993
07-01-05	Tax Roll	93,067,835
07-01-06	Tax Roll	104,957,741
07-01-07	Tax Roll	114,270,790

#### F. MISCELLANEOUS



## 2007 MELLO-ROOS YEARLY FISCAL STATUS REPORT

<u>Date</u>	<u>Amount(\$)</u>	<u>Issuing Entity, County, Type of Debt, Purpose</u>	<u>Rating(s) Enhancmt</u>	<u>Type of Sale</u>	<u>Role, Participant</u>	<u>Maturity Date/ Type</u>	<u>Interest Rate/ Type</u>
03-01-99	\$8,900,000	Lancaster CFD No 91-2 Los Angeles CDIAC Number: 1999-0144 Limited tax obligation bond Multiple capital improvements, public works Refunding	NR	Neg	(BC) Stradling Yocca (FA) Urban Futures (TR) US Bank Corp Trust (UW) Miller & Schroeder	10-01-16 Comb	5.854 NIC

### YEARLY FISCAL STATUS REPORT INFORMATION

#### A. FUND BALANCES

<u>Year</u>	<u>Principal Amt Outstanding(\$)</u>	<u>Minimum Bond Reserve(\$)</u>	<u>Bond Reserve Fund(\$)</u>	<u>Capitalized Interest(\$)</u>	<u>Construction Fund(\$)</u>
01/02	7,775,000	833,700	833,700	0	0
02/03	7,395,000	833,700	833,700	0	0
03/04	6,995,000	833,700	833,700	0	0
04/05	6,575,000	833,700	833,700	0	0
05/06	6,575,000	833,700	833,700	0	0
06/07	6,130,000	833,700	833,700	0	0

#### B. TAX COLLECTION

<u>Taxes Due(\$)</u>	<u>Taxes Unpaid(\$)</u>	<u>Percent</u>	<u>Teeter Plan</u>
779,408	89,433	11	No
827,335	78,352	9	No
712,092	45,490	6	No
628,503	79,591	13	No
692,412	73,876	11	No
673,002	31,153	5	No

#### C. DELINQUENT PARCELS

<u>Year</u>	<u>Reporting Date</u>	<u># of Parcels</u>	<u>Total Amount Due(\$)</u>
01/02	05-03-02	14	91,598
02/03	04-22-03	6	131,638
03/04	05-07-04	6	177,128
04/05	04-25-05	6	250,332
05/06	05-30-06	5	175,222
06/07	10-05-07	6	68,051

#### D. FORECLOSURE

<u># of Parcels</u>	<u>Total Amount of Taxes Due (\$)</u>
0	0
0	0
0	0
0	0
0	0
0	0

#### E. ASSESSED VALUE OF PARCELS

<u>Reporting Date</u>	<u>Appraisal/ Tax Roll</u>	<u>Assessed Value(\$)</u>
07-03-02	Tax Roll	18,041,332
07-01-03	Tax Roll	29,407,990
07-01-04	Tax Roll	35,569,556
07-01-05	Tax Roll	48,974,520
07-01-06	Tax Roll	33,256,866
07-01-07	Tax Roll	39,374,581

#### F. MISCELLANEOUS



## 2007 MELLO-ROOS YEARLY FISCAL STATUS REPORT

<u>Date</u>	<u>Amount(\$)</u>	<u>Issuing Entity, County, Type of Debt, Purpose</u>	<u>Rating(s) Enhancmt</u>	<u>Type of Sale</u>	<u>Role, Participant</u>	<u>Maturity Date/ Type</u>	<u>Interest Rate/ Type</u>
01-17-02	\$1,150,000	Long Beach CFD No 2 Los Angeles CDIAC Number: 2000-1937 Limited tax obligation bond Multiple capital improvements, public works W Long Beach Bus Pks Refunding	NR	Neg	(BC) Quint & Thimmig (FA) Montague DeRose (TR) BNY Western Trust (UW) Long Beach Bond FA	09-01-11 Term	5.75 TIC

### YEARLY FISCAL STATUS REPORT INFORMATION

#### A. FUND BALANCES

<u>Year</u>	<u>Principal Amt Outstanding(\$)</u>	<u>Minimum Bond Reserve(\$)</u>	<u>Bond Reserve Fund(\$)</u>	<u>Capitalized Interest(\$)</u>	<u>Construction Fund(\$)</u>
01/02	1,150,000	115,000	115,260	0	1,659,333
02/03	920,000	115,000	115,859	0	0
03/04	840,000	115,000	115,019	0	0
04/05	755,000	115,000	116,121	0	0
05/06	665,000	115,000	119,533	0	0
06/07	570,000	115,000	124,770	0	0

#### B. TAX COLLECTION

<u>Year</u>	<u>Taxes Due(\$)</u>	<u>Taxes Unpaid(\$)</u>	<u>Percent</u>	<u>Teeter Plan</u>
01/02	0	0	0	No
02/03	144,070	0	0	No
03/04	146,120	0	0	No
04/05	146,287	0	0	No
05/06	146,143	0	0	No
06/07	145,680	2,059	1	No

#### C. DELINQUENT PARCELS

<u>Year</u>	<u>Reporting Date</u>	<u># of Parcels</u>	<u>Total Amount Due(\$)</u>
01/02	06-30-02	0	0
02/03	06-30-03	0	0
03/04	06-30-04	0	0
04/05	06-30-05	0	0
05/06	06-30-06	0	0
06/07	06-30-07	2	2,059

#### D. FORECLOSURE

<u># of Parcels</u>	<u>Total Amount of Taxes Due (\$)</u>
0	0
0	0
0	0
0	0
0	0
0	0

#### E. ASSESSED VALUE OF PARCELS

<u>Reporting Date</u>	<u>Appraisal/ Tax Roll</u>	<u>Assessed Value(\$)</u>
10-28-02	Tax Roll	100,170,684
01-01-03	Tax Roll	100,303,029
01-01-04	Tax Roll	101,035,313
01-01-05	Tax Roll	109,393,841
01-01-06	Tax Roll	113,117,711
01-01-07	Tax Roll	159,206,393

#### F. MISCELLANEOUS



## 2007 MELLO-ROOS YEARLY FISCAL STATUS REPORT

<u>Date</u>	<u>Amount(\$)</u>	<u>Issuing Entity, County, Type of Debt, Purpose</u>	<u>Rating(s) Enhancmt</u>	<u>Type of Sale</u>	<u>Role, Participant</u>	<u>Maturity Date/ Type</u>	<u>Interest Rate/ Type</u>
10-18-93	\$13,625,000	Long Beach CFD No 3 Los Angeles CDIAC Number: 1993-1416 Limited tax obligation bond Parking Pine Ave	NR	Neg	(BC) Jones Hall Hill (UW) Lazard Freres	Comb	6.504 NIC

### YEARLY FISCAL STATUS REPORT INFORMATION

#### A. FUND BALANCES

<u>Year</u>	<u>Principal Amt Outstanding(\$)</u>	<u>Minimum Bond Reserve(\$)</u>	<u>Bond Reserve Fund(\$)</u>	<u>Capitalized Interest(\$)</u>	<u>Construction Fund(\$)</u>
01/02	13,125,000	1,188,018	1,188,018	0	0
02/03	12,950,000	1,188,018	1,188,018	0	0
03/04	12,745,000	1,188,018	1,188,018	0	0
04/05	12,505,000	1,188,018	1,188,018	0	0
05/06	12,225,000	1,188,018	1,188,019	0	0
06/07	11,910,000	1,188,019	1,188,019	0	0

#### B. TAX COLLECTION

<u>Taxes Due(\$)</u>	<u>Taxes Unpaid(\$)</u>	<u>Percent</u>	<u>Teeter Plan</u>
968,619	0	0	No
995,725	0	0	No
1,042,795	0	0	No
1,060,402	0	0	No
1,084,309	0	0	No
1,106,566	0	0	No

#### C. DELINQUENT PARCELS

<u>Year</u>	<u>Reporting Date</u>	<u># of Parcels</u>	<u>Total Amount Due(\$)</u>
01/02	06-30-02	0	0
02/03	06-30-03	0	0
03/04		0	0
04/05	06-30-05	0	0
05/06	06-30-06	0	0
06/07	06-30-07	0	0

#### D. FORECLOSURE

<u># of Parcels</u>	<u>Total Amount of Taxes Due (\$)</u>
0	0
0	0
0	0
0	0
0	0
0	0

#### E. ASSESSED VALUE OF PARCELS

<u>Reporting Date</u>	<u>Appraisal/ Tax Roll</u>	<u>Assessed Value(\$)</u>
01-01-02	Tax Roll	0
01-01-03		0
01-01-04		0
01-01-05		0
01-01-06	Tax Roll	22,168,773
01-01-07	Tax Roll	22,612,132

#### F. MISCELLANEOUS



## 2007 MELLO-ROOS YEARLY FISCAL STATUS REPORT

<u>Date</u>	<u>Amount(\$)</u>	<u>Issuing Entity, County, Type of Debt, Purpose</u>	<u>Rating(s) Enhancmt</u>	<u>Type of Sale</u>	<u>Role, Participant</u>	<u>Maturity Date/ Type</u>	<u>Interest Rate/ Type</u>
04-19-00	\$15,385,000	Long Beach CFD No 5 Los Angeles CDIAC Number: 1999-1685 Limited tax obligation bond Street construction and improvements Long Beach Towne Ctr	NR	Neg	(BC) Jones Hall (TR) US Bank Corp Trust (UW) Stone & Youngberg	10-01-25 Comb	6.742 NIC

### YEARLY FISCAL STATUS REPORT INFORMATION

#### A. FUND BALANCES

<u>Year</u>	<u>Principal Amt Outstanding(\$)</u>	<u>Minimum Bond Reserve(\$)</u>	<u>Bond Reserve Fund(\$)</u>	<u>Capitalized Interest(\$)</u>	<u>Construction Fund(\$)</u>	<u>Taxes Due(\$)</u>	<u>Taxes Unpaid(\$)</u>	<u>Percent</u>	<u>Teeter Plan</u>
01/02	15,095,000	1,264,166	1,264,166	0	1,952,479	467,325	0	0	No
02/03	14,795,000	1,265,666	1,265,666	0	0	784,769	0	0	No
03/04	14,480,000	1,273,043	1,273,043	0	0	1,276,166	0	0	No
04/05	14,145,000	1,272,758	1,272,758	0	0	1,263,231	0	0	No
05/06	13,795,000	1,272,759	1,273,718	0	0	1,245,776	0	0	No
06/07	13,425,000	1,272,759	1,292,497	0	0	1,257,301	0	0	No

#### B. TAX COLLECTION

#### C. DELINQUENT PARCELS

<u>Year</u>	<u>Reporting Date</u>	<u># of Parcels</u>	<u>Total Amount Due(\$)</u>
01/02	06-30-02	0	0
02/03	06-30-03	0	0
03/04		0	0
04/05	06-30-05	0	0
05/06	06-30-06	0	0
06/07	06-30-07	0	0

#### D. FORECLOSURE

<u># of Parcels</u>	<u>Total Amount of Taxes Due (\$)</u>
0	0
0	0
0	0
0	0
0	0
0	0

#### E. ASSESSED VALUE OF PARCELS

<u>Reporting Date</u>	<u>Appraisal/ Tax Roll</u>	<u>Assessed Value(\$)</u>
01-01-02	Tax Roll	0
01-01-03		0
01-01-04		0
01-01-05		0
03-03-00	Tax Roll	80,960,000
03-03-00	Appraisal	80,960,000

#### F. MISCELLANEOUS



## 2007 MELLO-ROOS YEARLY FISCAL STATUS REPORT

<u>Date</u>	<u>Amount(\$)</u>	<u>Issuing Entity, County, Type of Debt, Purpose</u>	<u>Rating(s) Enhancmt</u>	<u>Type of Sale</u>	<u>Role, Participant</u>	<u>Maturity Date/ Type</u>	<u>Interest Rate/ Type</u>
06-21-02	\$43,000,000	Long Beach CFD No 6 Los Angeles CDIAC Number: 2002-0505 Limited tax obligation bond Multiple capital improvements, public works Pike Development	NR	Neg	(BC) Quint & Thimmig (FA) RBC Dain Rauscher (TR) US Bank Natl Assoc (UW) UBS PaineWebber	10-01-32 Comb	6.271 NIC

### YEARLY FISCAL STATUS REPORT INFORMATION

#### A. FUND BALANCES

<u>Year</u>	<u>Principal Amt Outstanding(\$)</u>	<u>Minimum Bond Reserve(\$)</u>	<u>Bond Reserve Fund(\$)</u>	<u>Capitalized Interest(\$)</u>	<u>Construction Fund(\$)</u>
02/03	43,000,000	3,245,191	3,250,816	3,617,854	9,550,111
03/04	43,000,000	3,245,191	3,248,786	1,136,066	4,332,594
04/05	43,000,000	3,245,191	3,262,489	0	440,362
05/06	42,290,000	3,245,191	3,273,919	0	261,336
06/07	41,555,000	3,245,191	3,264,274	0	269,127

#### B. TAX COLLECTION

<u>Year</u>	<u>Taxes Due(\$)</u>	<u>Taxes Unpaid(\$)</u>	<u>Percent</u>	<u>Teeter Plan</u>
02/03	0	0	0	No
03/04	0	0	0	No
04/05	821,425	0	0	No
05/06	698,894	0	0	No
06/07	84,735	0	0	No

#### C. DELINQUENT PARCELS

<u>Year</u>	<u>Reporting Date</u>	<u># of Parcels</u>	<u>Total Amount Due(\$)</u>
02/03	06-30-03	0	0
03/04		0	0
04/05	06-30-05	0	0
05/06	06-30-06	0	0
06/07	06-30-07	0	0

#### D. FORECLOSURE

<u># of Parcels</u>	<u>Total Amount of Taxes Due (\$)</u>
0	0
0	0
0	0
0	0
0	0

#### E. ASSESSED VALUE OF PARCELS

<u>Reporting Date</u>	<u>Appraisal/ Tax Roll</u>	<u>Assessed Value(\$)</u>
01-01-03		0
01-01-04	Tax Roll	0
01-01-05		0
01-21-02	Tax Roll	102,000,000
01-21-02	Appraisal	102,000,000

#### F. MISCELLANEOUS



## 2007 MELLO-ROOS YEARLY FISCAL STATUS REPORT

<u>Date</u>	<u>Amount(\$)</u>	<u>Issuing Entity, County, Type of Debt, Purpose</u>	<u>Rating(s) Enhancmt</u>	<u>Type of Sale</u>	<u>Role, Participant</u>	<u>Maturity Date/ Type</u>	<u>Interest Rate/ Type</u>
09-19-97	\$11,750,000	Los Angeles CFD No 3 Los Angeles CDIAC Number: 1997-0110 Limited tax obligation bond Multiple capital improvements, public works Cascades Bus Park/Golf Course	NR    LOC	Neg	(BC) Brown & Wood (FA) Fieldman Rolapp (EN) Royal-Clark Dev Co (TR) First Trust of CA (UW) Stone & Youngberg	09-01-22 Comb	6.415 NIC

### YEARLY FISCAL STATUS REPORT INFORMATION

#### A. FUND BALANCES

<u>Year</u>	<u>Principal Amt Outstanding(\$)</u>	<u>Minimum Bond Reserve(\$)</u>	<u>Bond Reserve Fund(\$)</u>	<u>Capitalized Interest(\$)</u>	<u>Construction Fund(\$)</u>
01/02	11,160,000	970,848	972,235	0	1,659
02/03	10,925,000	970,848	1,009,994	0	1,675
03/04	10,665,000	970,848	970,848	0	1,683
04/05	10,370,000	970,848	970,858	0	1,706
05/06	10,040,000	970,848	970,851	0	1,764
06/07	6,340,000	648,643	648,645	0	1,848

#### B. TAX COLLECTION

<u>Year</u>	<u>Taxes Due(\$)</u>	<u>Taxes Unpaid(\$)</u>	<u>Percent</u>	<u>Teeter Plan</u>
01/02	930,014	29,775	3	No
02/03	873,106	33,536	4	No
03/04	867,457	62,409	7	No
04/05	992,969	14,313	1	No
05/06	876,302	0	0	No
06/07	591,602	6,392	1	No

#### C. DELINQUENT PARCELS

<u>Year</u>	<u>Reporting Date</u>	<u># of Parcels</u>	<u>Total Amount Due(\$)</u>
01/02	06-01-02	2	29,775
02/03	06-30-03	3	33,536
03/04	09-24-04	4	89,399
04/05	06-01-05	1	14,313
05/06	06-30-06	0	0
06/07	06-01-07	1	6,392

#### D. FORECLOSURE

<u># of Parcels</u>	<u>Total Amount of Taxes Due (\$)</u>
0	0
0	0
0	0
0	0
0	0
0	0

#### E. ASSESSED VALUE OF PARCELS

<u>Reporting Date</u>	<u>Appraisal/ Tax Roll</u>	<u>Assessed Value(\$)</u>
06-30-02	Tax Roll	53,085,943
06-30-03	Tax Roll	61,378,814
06-30-04	Tax Roll	63,840,519
07-01-05	Tax Roll	103,163,123
07-01-06	Tax Roll	78,767,579
07-01-07	Tax Roll	92,731,855

#### F. MISCELLANEOUS



## 2007 MELLO-ROOS YEARLY FISCAL STATUS REPORT

<u>Date</u>	<u>Amount(\$)</u>	<u>Issuing Entity, County, Type of Debt, Purpose</u>	<u>Rating(s) Enhancmt</u>	<u>Type of Sale</u>	<u>Role, Participant</u>	<u>Maturity Date/ Type</u>	<u>Interest Rate/ Type</u>
03-12-03	\$135,000,000	Los Angeles CFD No 4 Los Angeles CDIAC Number: 2003-0228 Limited tax obligation bond Multiple capital improvements, public works Playa Vista Phase I	S:AAA M:Aaa    Ins	Neg	(BC) Orrick Herrington (FA) Fieldman Rolapp (EN) Ambac (TR) US Bank Natl Assoc (UW) Stone & Youngberg	09-01-31 Comb	4.684 NIC

### YEARLY FISCAL STATUS REPORT INFORMATION

#### A. FUND BALANCES

<u>Year</u>	<u>Principal Amt Outstanding(\$)</u>	<u>Minimum Bond Reserve(\$)</u>	<u>Bond Reserve Fund(\$)</u>	<u>Capitalized Interest(\$)</u>	<u>Construction Fund(\$)</u>
02/03	135,000,000	8,908,896	8,916,469	5,771,359	66,154,970
03/04	135,000,000	8,906,896	8,957,209	1,615,654	41,501,747
04/05	135,000,000	8,906,896	8,966,846	0	18,389,673
06/07	133,725,000	11,427,622	11,881,207	0	1,510,498

#### B. TAX COLLECTION

<u>Year</u>	<u>Taxes Due(\$)</u>	<u>Taxes Unpaid(\$)</u>	<u>Percent</u>	<u>Teeter Plan</u>
02/03	3,181,208	5	0	No
03/04	3,935,217	2,135	0	No
04/05	4,883,414	68,335	1	No
06/07	8,561,535	178,068	2	No

#### C. DELINQUENT PARCELS

<u>Year</u>	<u>Reporting Date</u>	<u># of Parcels</u>	<u>Total Amount Due(\$)</u>
02/03	06-30-03	1	5
03/04	09-24-04	1	2,135
04/05	09-27-05	31	68,335
06/07	06-30-07	77	195,048

#### D. FORECLOSURE

<u># of Parcels</u>	<u>Total Amount of Taxes Due (\$)</u>
0	0
0	0
0	0
0	0

#### E. ASSESSED VALUE OF PARCELS

<u>Reporting Date</u>	<u>Appraisal/ Tax Roll</u>	<u>Assessed Value(\$)</u>
06-30-03	Tax Roll	213,746,929
06-30-04	Tax Roll	493,585,480
07-01-05	Tax Roll	833,005,823
07-01-07	Tax Roll	1,349,509,445

#### F. MISCELLANEOUS





## 2007 MELLO-ROOS YEARLY FISCAL STATUS REPORT

<u>Date</u>	<u>Amount(\$)</u>	<u>Issuing Entity, County, Type of Debt, Purpose</u>	<u>Rating(s) Enhancmt</u>	<u>Type of Sale</u>	<u>Role, Participant</u>	<u>Maturity Date/ Type</u>	<u>Interest Rate/ Type</u>
05-12-99	\$6,825,000	Los Angeles County CFD No 1 Los Angeles CDIAC Number: 1999-0535 Limited tax obligation bond Water supply, storage, distribution Palmdale/Lancaster Area Refunding	NR	Neg	(BC) Arter & Hadden (TR) US Bank Corp Trust (UW) PaineWebber	09-01-18 Comb	5.776 TIC

### YEARLY FISCAL STATUS REPORT INFORMATION

#### A. FUND BALANCES

<u>Year</u>	<u>Principal Amt Outstanding(\$)</u>	<u>Minimum Bond Reserve(\$)</u>	<u>Bond Reserve Fund(\$)</u>	<u>Capitalized Interest(\$)</u>	<u>Construction Fund(\$)</u>	<u>Taxes Due(\$)</u>	<u>Taxes Unpaid(\$)</u>	<u>Percent</u>	<u>Teeter Plan</u>
01/02	6,060,000	556,070	556,070	0	0	496,325	55,915	11	No
02/03	5,825,000	556,070	556,070	0	0	555,164	51,797	9	No
03/04	5,580,000	556,070	556,070	0	0	638,984	65,000	10	No
04/05	5,325,000	556,070	556,070	0	0	613,567	65,551	11	No
05/06	5,055,000	556,070	556,070	0	0	602,945	63,731	11	No
06/07	4,775,000	555,612	555,612	0	0	609,452	69,078	11	No

#### B. TAX COLLECTION

#### C. DELINQUENT PARCELS

<u>Year</u>	<u>Reporting Date</u>	<u># of Parcels</u>	<u>Total Amount Due(\$)</u>	<u># of Parcels</u>	<u>Total Amount of Taxes Due (\$)</u>	<u>Reporting Date</u>	<u>Appraisal/ Tax Roll</u>	<u>Assessed Value(\$)</u>
01/02	06-30-02	96	55,915	4	205,088	07-01-02	Tax Roll	481,379,334
02/03	06-30-03	71	51,797	0	0	07-01-03	Tax Roll	551,619,606
03/04	06-30-04	85	65,000	0	0	07-01-04	Tax Roll	670,215,038
04/05	06-30-05	156	65,551	0	0	07-01-05	Tax Roll	728,447,166
05/06	06-30-06	174	63,731	0	0	07-01-06	Tax Roll	834,745,852
06/07	06-30-07	289	69,078	0	0	07-01-07	Tax Roll	952,968,203

#### D. FORECLOSURE

#### E. ASSESSED VALUE OF PARCELS

#### F. MISCELLANEOUS



## 2007 MELLO-ROOS YEARLY FISCAL STATUS REPORT

<u>Date</u>	<u>Amount(\$)</u>	<u>Issuing Entity, County, Type of Debt, Purpose</u>	<u>Rating(s) Enhancmt</u>	<u>Type of Sale</u>	<u>Role, Participant</u>	<u>Maturity Date/ Type</u>	<u>Interest Rate/ Type</u>
11-21-96	\$14,180,000	Los Angeles County CFD No 2 Los Angeles CDIAC Number: 1997-0010 Limited tax obligation bond Street construction and improvements Rowland Heights Refunding	NR	Neg	(BC) Buchalter Nemer (TR) Los Angeles Co (UW) Los Angeles Co PWFA	10-01-18 Comb	6.712 NIC

### YEARLY FISCAL STATUS REPORT INFORMATION

#### A. FUND BALANCES

<u>Year</u>	<u>Principal Amt Outstanding(\$)</u>	<u>Minimum Bond Reserve(\$)</u>	<u>Bond Reserve Fund(\$)</u>	<u>Capitalized Interest(\$)</u>	<u>Construction Fund(\$)</u>
01/02	12,170,400	1,131,945	1,181,200	0	0
02/03	11,745,000	1,131,945	1,157,055	0	0
03/04	11,294,000	1,131,945	1,157,055	0	0
04/05	10,821,000	1,131,945	1,150,197	0	0
05/06	10,319,100	1,131,945	1,166,888	0	0
06/07	9,784,300	1,199,963	1,251,218	0	0

#### B. TAX COLLECTION

<u>Year</u>	<u>Taxes Due(\$)</u>	<u>Taxes Unpaid(\$)</u>	<u>Percent</u>	<u>Teeter Plan</u>
01/02	825,601	13,113	2	No
02/03	788,608	10,726	1	No
03/04	817,462	9,965	1	No
04/05	841,985	11,895	1	No
05/06	867,242	12,820	1	No
06/07	884,587	15,463	2	No

#### C. DELINQUENT PARCELS

<u>Year</u>	<u>Reporting Date</u>	<u># of Parcels</u>	<u>Total Amount Due(\$)</u>
01/02	06-30-02	16	13,113
02/03	06-30-03	17	10,726
03/04	06-30-04	15	9,965
04/05	06-30-05	17	11,895
05/06	06-30-06	15	12,820
06/07	06-30-07	17	15,463

#### D. FORECLOSURE

<u># of Parcels</u>	<u>Total Amount of Taxes Due (\$)</u>
0	0
0	0
0	0
0	0
0	0
0	0

#### E. ASSESSED VALUE OF PARCELS

<u>Reporting Date</u>	<u>Appraisal/ Tax Roll</u>	<u>Assessed Value(\$)</u>
07-01-02	Tax Roll	285,131,336
07-01-03	Tax Roll	302,715,433
07-01-04	Tax Roll	319,973,027
07-01-05	Tax Roll	337,293,873
07-01-06	Tax Roll	358,321,307
07-01-07	Tax Roll	375,750,633

#### F. MISCELLANEOUS



## 2007 MELLO-ROOS YEARLY FISCAL STATUS REPORT

<u>Date</u>	<u>Amount(\$)</u>	<u>Issuing Entity, County, Type of Debt, Purpose</u>	<u>Rating(s) Enhancmt</u>	<u>Type of Sale</u>	<u>Role, Participant</u>	<u>Maturity Date/ Type</u>	<u>Interest Rate/ Type</u>
04-16-97	\$18,575,000	Los Angeles County CFD No 3 Los Angeles CDIAC Number: 1997-0280 Limited tax obligation bond Multiple capital improvements, public works Valencia/Newhall IA A Refunding	S:AAA M:Aaa    Ins	Neg	(BC) Hawkins Delafield (EN) FSA (TR) First Trust of CA (UW) PaineWebber	09-01-14 Comb	5.582 NIC

### YEARLY FISCAL STATUS REPORT INFORMATION

#### A. FUND BALANCES

<u>Year</u>	<u>Principal Amt Outstanding(\$)</u>	<u>Minimum Bond Reserve(\$)</u>	<u>Bond Reserve Fund(\$)</u>	<u>Capitalized Interest(\$)</u>	<u>Construction Fund(\$)</u>
01/02	15,160,000	1,658,540	1,658,540	0	0
02/03	14,310,000	1,658,540	1,658,540	0	0
03/04	13,415,000	1,658,540	1,658,540	0	0
04/05	12,485,000	1,658,540	1,658,540	0	0
05/06	11,505,000	1,653,450	1,658,540	0	0
06/07	10,475,000	1,653,450	1,653,450	0	0

#### B. TAX COLLECTION

<u>Year</u>	<u>Taxes Due(\$)</u>	<u>Taxes Unpaid(\$)</u>	<u>Percent</u>	<u>Teeter Plan</u>
01/02	1,462,811	39,578	3	No
02/03	1,455,619	33,797	2	No
03/04	1,623,692	40,675	3	No
04/05	1,604,455	50,008	3	No
05/06	1,591,378	40,926	3	No
06/07	1,559,550	72,145	5	No

#### C. DELINQUENT PARCELS

<u>Year</u>	<u>Reporting Date</u>	<u># of Parcels</u>	<u>Total Amount Due(\$)</u>
01/02	06-30-02	51	39,578
02/03	06-30-03	43	33,797
03/04	06-30-04	43	40,675
04/05	06-30-05	50	50,008
05/06	06-30-06	51	40,926
06/07	06-30-07	78	72,145

#### D. FORECLOSURE

<u># of Parcels</u>	<u>Total Amount of Taxes Due (\$)</u>
0	0
0	0
0	0
0	0
0	0
0	0

#### E. ASSESSED VALUE OF PARCELS

<u>Reporting Date</u>	<u>Appraisal/ Tax Roll</u>	<u>Assessed Value(\$)</u>
07-01-02	Tax Roll	328,036,833
07-01-03	Tax Roll	360,779,472
07-01-04	Tax Roll	389,122,728
07-01-05	Tax Roll	424,402,041
07-01-06	Tax Roll	465,516,195
07-01-07	Tax Roll	493,442,889

#### F. MISCELLANEOUS



## 2007 MELLO-ROOS YEARLY FISCAL STATUS REPORT

<u>Date</u>	<u>Amount(\$)</u>	<u>Issuing Entity, County, Type of Debt, Purpose</u>	<u>Rating(s) Enhancmt</u>	<u>Type of Sale</u>	<u>Role, Participant</u>	<u>Maturity Date/ Type</u>	<u>Interest Rate/ Type</u>
12-05-00	\$24,465,000	Los Angeles County CFD No 3 Los Angeles CDIAC Number: 2000-1714 Limited tax obligation bond Multiple capital improvements, public works Valencia/Newhall Improvement Area B Refunding	S:AAA M:Aaa    Ins	Neg	(BC) McFarlin & Anderson (EN) Ambac (TR) US Bank Corp Trust (UW) PaineWebber	09-01-25 Comb	5.106 NIC

### YEARLY FISCAL STATUS REPORT INFORMATION

#### A. FUND BALANCES

<u>Year</u>	<u>Principal Amt Outstanding(\$)</u>	<u>Minimum Bond Reserve(\$)</u>	<u>Bond Reserve Fund(\$)</u>	<u>Capitalized Interest(\$)</u>	<u>Construction Fund(\$)</u>
01/02	23,450,000	1,997,569	2,100,243	0	0
02/03	22,610,000	1,997,569	2,054,362	0	0
03/04	21,725,000	1,997,569	2,025,355	0	0
04/05	20,800,000	1,997,569	2,034,225	0	0
05/06	19,835,000	1,980,139	2,064,831	0	0
06/07	1,830,000	1,980,139	2,081,009	0	0

#### B. TAX COLLECTION

<u>Year</u>	<u>Taxes Due(\$)</u>	<u>Taxes Unpaid(\$)</u>	<u>Percent</u>	<u>Teeter Plan</u>
01/02	2,845,937	80,565	3	No
02/03	3,285,289	84,421	3	No
03/04	3,116,991	55,332	2	No
04/05	3,050,491	62,774	2	No
05/06	3,019,985	56,330	2	No
06/07	2,989,786	106,514	4	No

#### C. DELINQUENT PARCELS

<u>Year</u>	<u>Reporting Date</u>	<u># of Parcels</u>	<u>Total Amount Due(\$)</u>
01/02	06-30-02	58	80,565
02/03	06-30-03	60	84,421
03/04	06-30-04	46	55,332
04/05	06-30-05	52	62,774
05/06	06-30-06	51	56,330
06/07	06-30-07	77	106,514

#### D. FORECLOSURE

<u># of Parcels</u>	<u>Total Amount of Taxes Due (\$)</u>
0	0
0	0
0	0
0	0
0	0
0	0

#### E. ASSESSED VALUE OF PARCELS

<u>Reporting Date</u>	<u>Appraisal/ Tax Roll</u>	<u>Assessed Value(\$)</u>
07-01-02	Tax Roll	587,204,518
07-01-03	Tax Roll	654,078,162
07-01-04	Tax Roll	697,701,075
07-01-05	Tax Roll	758,343,246
07-01-06	Tax Roll	821,419,808
07-01-07	Tax Roll	875,048,326

#### F. MISCELLANEOUS



## 2007 MELLO-ROOS YEARLY FISCAL STATUS REPORT

<u>Date</u>	<u>Amount(\$)</u>	<u>Issuing Entity, County, Type of Debt, Purpose</u>	<u>Rating(s) Enhancmt</u>	<u>Type of Sale</u>	<u>Role, Participant</u>	<u>Maturity Date/ Type</u>	<u>Interest Rate/ Type</u>
06-19-01	\$10,198,860	Los Angeles County CFD No 3 Los Angeles CDIAC Number: 2001-0591 Limited tax obligation bond K-12 school facility Valencia/Newhall IA B	S:AAA M:Aaa  Ins	Comp	(BC) McFarlin & Anderson (EN) Ambac (TR) Los Angeles Co (UW) Stone & Youngberg	09-01-26 Comb	4.955 TIC

### YEARLY FISCAL STATUS REPORT INFORMATION

#### A. FUND BALANCES

<u>Year</u>	<u>Principal Amt Outstanding(\$)</u>	<u>Minimum Bond Reserve(\$)</u>	<u>Bond Reserve Fund(\$)</u>	<u>Capitalized Interest(\$)</u>	<u>Construction Fund(\$)</u>
01/02	16,215,000	1,188,345	1,219,610	0	0
02/03	16,150,000	1,188,345	1,221,920	0	0
03/04	15,765,000	1,188,345	1,204,874	0	0
04/05	15,365,000	1,188,345	1,210,252	0	0
05/06	14,950,000	1,188,345	1,228,359	0	0
06/07	14,520,000	1,336,414	1,402,464	0	0

#### B. TAX COLLECTION

<u>Taxes Due(\$)</u>	<u>Taxes Unpaid(\$)</u>	<u>Percent</u>	<u>Teeter Plan</u>
2,845,937	80,565	3	No
3,285,289	84,421	3	No
3,116,991	55,332	2	No
3,050,491	62,774	2	No
3,019,985	56,330	2	No
2,989,786	106,514	4	No

#### C. DELINQUENT PARCELS

<u>Year</u>	<u>Reporting Date</u>	<u># of Parcels</u>	<u>Total Amount Due(\$)</u>
01/02	06-30-02	58	80,565
02/03	06-30-03	60	84,421
03/04	06-30-04	46	55,332
04/05	06-30-04	52	62,774
05/06	06-30-06	51	56,330
06/07	06-30-07	77	106,514

#### D. FORECLOSURE

<u># of Parcels</u>	<u>Total Amount of Taxes Due (\$)</u>
0	0
0	0
0	0
0	0
0	0
0	0

#### E. ASSESSED VALUE OF PARCELS

<u>Reporting Date</u>	<u>Appraisal/ Tax Roll</u>	<u>Assessed Value(\$)</u>
07-01-02	Tax Roll	587,204,518
07-01-03	Tax Roll	654,078,162
07-01-04	Tax Roll	697,701,075
07-01-05	Tax Roll	758,343,246
07-01-06	Tax Roll	821,419,808
07-01-07	Tax Roll	875,048,326

#### F. MISCELLANEOUS

Series A & B funds are combined.



## 2007 MELLO-ROOS YEARLY FISCAL STATUS REPORT

<u>Date</u>	<u>Amount(\$)</u>	<u>Issuing Entity, County, Type of Debt, Purpose</u>	<u>Rating(s) Enhancmt</u>	<u>Type of Sale</u>	<u>Role, Participant</u>	<u>Maturity Date/ Type</u>	<u>Interest Rate/ Type</u>
06-19-01	\$6,016,140	Los Angeles County CFD No 3 Los Angeles CDIAC Number: 2001-1478 Limited tax obligation bond Multiple capital improvements, public works Valencia-Newhall IA B	S:AAA M:Aaa  Ins	Comp	(BC) McFarlin & Anderson (EN) Ambac (TR) Los Angeles Co (UW) Stone & Youngberg	09-01-26 Comb	4.955 TIC

### YEARLY FISCAL STATUS REPORT INFORMATION

#### A. FUND BALANCES

<u>Year</u>	<u>Principal Amt Outstanding(\$)</u>	<u>Minimum Bond Reserve(\$)</u>	<u>Bond Reserve Fund(\$)</u>	<u>Capitalized Interest(\$)</u>	<u>Construction Fund(\$)</u>
01/02	16,215,000	1,188,345	1,219,610	0	0
02/03	16,150,000	1,188,345	1,221,920	0	0
03/04	15,765,000	1,188,345	1,204,874	0	0
04/05	15,365,000	1,188,345	1,210,252	0	0
05/06	14,950,000	1,188,345	1,228,359	0	0
06/07		1,336,414	0	0	0

#### B. TAX COLLECTION

<u>Taxes Due(\$)</u>	<u>Taxes Unpaid(\$)</u>	<u>Percent</u>	<u>Teeter Plan</u>
2,845,937	80,565	3	No
3,285,289	84,421	3	No
3,116,991	55,332	2	No
3,050,491	62,774	2	No
3,019,985	56,330	2	No
2,989,786	106,514	4	No

#### C. DELINQUENT PARCELS

<u>Year</u>	<u>Reporting Date</u>	<u># of Parcels</u>	<u>Total Amount Due(\$)</u>
01/02	06-30-02	58	80,565
02/03	06-30-03	60	84,421
03/04	06-30-04	46	55,332
04/05	06-30-04	52	62,774
05/06	06-30-06	51	56,330
06/07	06-30-07	77	106,514

#### D. FORECLOSURE

<u># of Parcels</u>	<u>Total Amount of Taxes Due (\$)</u>
0	0
0	0
0	0
0	0
0	0
0	0

#### E. ASSESSED VALUE OF PARCELS

<u>Reporting Date</u>	<u>Appraisal/ Tax Roll</u>	<u>Assessed Value(\$)</u>
07-01-02	Tax Roll	587,204,518
07-01-03	Tax Roll	654,078,162
07-01-04	Tax Roll	697,701,075
07-01-05	Tax Roll	758,343,246
07-01-06	Tax Roll	821,419,808
07-01-07	Tax Roll	875,048,326

#### F. MISCELLANEOUS

Series A & B funds are combined.



## 2007 MELLO-ROOS YEARLY FISCAL STATUS REPORT

<u>Date</u>	<u>Amount(\$)</u>	<u>Issuing Entity, County, Type of Debt, Purpose</u>	<u>Rating(s) Enhancmt</u>	<u>Type of Sale</u>	<u>Role, Participant</u>	<u>Maturity Date/ Type</u>	<u>Interest Rate/ Type</u>
04-16-03	\$8,860,000	Los Angeles County CFD No 3 Los Angeles CDIAC Number: 2002-0260 Limited tax obligation bond Flood control, storm drainage Valencia/Newhall IA C	NR	Neg	(BC) McFarlin & Anderson (TR) US Bank Natl Assoc (UW) UBS PaineWebber	09-01-32 Comb	5.888 NIC

### YEARLY FISCAL STATUS REPORT INFORMATION

#### A. FUND BALANCES

<u>Year</u>	<u>Principal Amt Outstanding(\$)</u>	<u>Minimum Bond Reserve(\$)</u>	<u>Bond Reserve Fund(\$)</u>	<u>Capitalized Interest(\$)</u>	<u>Construction Fund(\$)</u>
02/03	8,860,000	606,104	606,104	0	3,203,162
03/04	8,410,000	606,104	606,104	0	3,273,844
04/05	8,270,000	606,104	606,104	0	3,273,844
05/06	8,130,000	606,104	606,104	0	0
06/07	7,985,000	606,104	606,104	0	0

#### B. TAX COLLECTION

<u>Taxes Due(\$)</u>	<u>Taxes Unpaid(\$)</u>	<u>Percent</u>	<u>Teeter Plan</u>
737,637	0	0	No
700,939	0	0	No
665,892	921	0	No
632,597	6,302	1	No
619,944	13,739	2	No

#### C. DELINQUENT PARCELS

<u>Year</u>	<u>Reporting Date</u>	<u># of Parcels</u>	<u>Total Amount Due(\$)</u>
02/03	06-30-03	0	0
03/04	06-30-04	0	0
04/05	06-30-05	1	921
05/06	06-30-06	5	6,302
06/07	06-30-07	16	13,739

#### D. FORECLOSURE

<u># of Parcels</u>	<u>Total Amount of Taxes Due (\$)</u>
0	0
0	0
0	0
0	0
0	0

#### E. ASSESSED VALUE OF PARCELS

<u>Reporting Date</u>	<u>Appraisal/ Tax Roll</u>	<u>Assessed Value(\$)</u>
07-01-03	Tax Roll	42,137,520
07-01-04	Tax Roll	79,602,242
07-01-05	Tax Roll	98,973,643
07-01-06	Tax Roll	194,854,822
07-01-07	Tax Roll	232,828,009

#### F. MISCELLANEOUS



## 2007 MELLO-ROOS YEARLY FISCAL STATUS REPORT

<u>Date</u>	<u>Amount(\$)</u>	<u>Issuing Entity, County, Type of Debt, Purpose</u>	<u>Rating(s) Enhancmt</u>	<u>Type of Sale</u>	<u>Role, Participant</u>	<u>Maturity Date/ Type</u>	<u>Interest Rate/ Type</u>
06-11-98	\$12,550,000	Los Angeles County CFD No 5 Los Angeles CDIAC Number: 1998-0613 Limited tax obligation bond Street construction and improvements Rowland Heights Area Refunding	S:AAA M:Aaa  Ins	Neg	(BC) Arter & Hadden (EN) FSA (TR) US Bank Corp Trust (UW) PaineWebber	09-01-19 Comb	4.962 NIC

### YEARLY FISCAL STATUS REPORT INFORMATION

#### A. FUND BALANCES

<u>Year</u>	<u>Principal Amt Outstanding(\$)</u>	<u>Minimum Bond Reserve(\$)</u>	<u>Bond Reserve Fund(\$)</u>	<u>Capitalized Interest(\$)</u>	<u>Construction Fund(\$)</u>	<u>Taxes Due(\$)</u>	<u>Taxes Unpaid(\$)</u>	<u>Percent</u>	<u>Teeter Plan</u>
01/02	10,825,000	917,005	965,185	0	0	790,854	10,086	1	No
02/03	10,420,000	917,005	943,084	0	0	790,284	9,062	1	No
03/04	10,000,000	917,005	928,251	0	0	954,350	7,581	1	No
04/05	9,560,000	917,005	932,176	0	0	935,264	14,654	2	No
05/06	9,100,000	917,005	945,301	0	0	916,559	11,892	1	No
06/07	8,620,000	917,005	959,959	0	0	898,228	12,792	1	No

#### B. TAX COLLECTION

#### C. DELINQUENT PARCELS

<u>Year</u>	<u>Reporting Date</u>	<u># of Parcels</u>	<u>Total Amount Due(\$)</u>	<u># of Parcels</u>	<u>Total Amount of Taxes Due (\$)</u>	<u>Reporting Date</u>	<u>Appraisal/ Tax Roll</u>	<u>Assessed Value(\$)</u>
01/02	06-30-02	11	10,086	0	0	07-01-02	Tax Roll	223,199,200
02/03	06-30-03	9	9,062	0	0	07-01-03	Tax Roll	234,172,431
03/04	06-30-04	7	7,581	0	0	07-01-04	Tax Roll	244,512,698
04/05	06-30-05	13	14,654	0	0	07-01-05	Tax Roll	256,647,217
05/06	06-30-06	14	11,892	0	0	07-01-06	Tax Roll	271,604,265
06/07	06-30-07	12	12,792	0	0	07-01-07	Tax Roll	285,856,375

#### D. FORECLOSURE

#### E. ASSESSED VALUE OF PARCELS

#### F. MISCELLANEOUS





## 2007 MELLO-ROOS YEARLY FISCAL STATUS REPORT

<u>Date</u>	<u>Amount(\$)</u>	<u>Issuing Entity, County, Type of Debt, Purpose</u>	<u>Rating(s) Enhancmt</u>	<u>Type of Sale</u>	<u>Role, Participant</u>	<u>Maturity Date/ Type</u>	<u>Interest Rate/ Type</u>
07-16-03	\$3,935,000	Los Angeles County CFD No 6 Los Angeles CDIAC Number: 2003-0656 Limited tax obligation bond Multiple capital improvements, public works Agua Dulce IA A Sierra Colony Ranch Refunding	NR	Neg	(BC) Squire Sanders (TR) Los Angeles Co (UW) Stone & Youngberg	09-01-22 Serial	5.389 TIC

### YEARLY FISCAL STATUS REPORT INFORMATION

#### A. FUND BALANCES

<u>Year</u>	<u>Principal Amt Outstanding(\$)</u>	<u>Minimum Bond Reserve(\$)</u>	<u>Bond Reserve Fund(\$)</u>	<u>Capitalized Interest(\$)</u>	<u>Construction Fund(\$)</u>
03/04	3,935,000	333,270	333,270	0	0
04/05	3,795,000	333,270	333,270	0	0
05/06	3,650,000	333,270	333,270	0	0
06/07	3,500,000	333,270	333,270	0	0

#### B. TAX COLLECTION

<u>Taxes Due(\$)</u>	<u>Taxes Unpaid(\$)</u>	<u>Percent</u>	<u>Teeter Plan</u>
310,000	7,623	2	No
310,000	18,065	6	No
310,000	10,422	3	No
303,800	35,111	12	No

#### C. DELINQUENT PARCELS

<u>Year</u>	<u>Reporting Date</u>	<u># of Parcels</u>	<u>Total Amount Due(\$)</u>
03/04	06-30-04	3	7,623
04/05	06-30-05	7	18,065
05/06	06-30-06	4	10,422
06/07	06-30-07	9	35,111

#### D. FORECLOSURE

<u># of Parcels</u>	<u>Total Amount of Taxes Due (\$)</u>
0	0
0	0
0	0
0	0

#### E. ASSESSED VALUE OF PARCELS

<u>Reporting Date</u>	<u>Appraisal/ Tax Roll</u>	<u>Assessed Value(\$)</u>
07-01-04	Tax Roll	36,523,357
07-01-05	Tax Roll	40,100,742
07-01-06	Tax Roll	42,724,983
07-01-07	Tax Roll	45,916,320

#### F. MISCELLANEOUS



## 2007 MELLO-ROOS YEARLY FISCAL STATUS REPORT

<u>Date</u>	<u>Amount(\$)</u>	<u>Issuing Entity, County, Type of Debt, Purpose</u>	<u>Rating(s) Enhancmt</u>	<u>Type of Sale</u>	<u>Role, Participant</u>	<u>Maturity Date/ Type</u>	<u>Interest Rate/ Type</u>
08-03-99	\$9,000,000	Los Angeles County CFD No 7 Los Angeles CDIAC Number: 1999-1507 Limited tax obligation bond Multiple capital improvements, public works Altadena	NR	Neg	(BC) Arter & Hadden (TR) US Bank Corp Trust (UW) Salomon Smith Barney	09-01-29 Comb	6.077 NIC

### YEARLY FISCAL STATUS REPORT INFORMATION

#### A. FUND BALANCES

<u>Year</u>	<u>Principal Amt Outstanding(\$)</u>	<u>Minimum Bond Reserve(\$)</u>	<u>Bond Reserve Fund(\$)</u>	<u>Capitalized Interest(\$)</u>	<u>Construction Fund(\$)</u>
01/02	8,865,000	659,255	659,255	0	625,882
02/03	8,725,000	659,255	659,255	0	639,148
03/04	8,580,000	659,255	659,255	0	0
04/05	8,425,000	659,255	659,255	0	0
05/06	8,265,000	659,255	659,255	0	0
06/07	8,095,000	659,255	659,255	0	0

#### B. TAX COLLECTION

<u>Taxes Due(\$)</u>	<u>Taxes Unpaid(\$)</u>	<u>Percent</u>	<u>Teeter Plan</u>
671,374	30,117	4	No
656,828	22,691	3	No
631,022	16,099	3	No
634,177	20,150	3	No
640,519	23,872	4	No
646,924	29,379	5	No

#### C. DELINQUENT PARCELS

<u>Year</u>	<u>Reporting Date</u>	<u># of Parcels</u>	<u>Total Amount Due(\$)</u>
01/02	06-30-02	18	30,117
02/03	06-30-03	16	22,691
03/04	06-30-04	12	16,099
04/05	06-30-05	13	20,150
05/06	06-30-06	15	23,872
06/07	06-30-07	14	29,379

#### D. FORECLOSURE

<u># of Parcels</u>	<u>Total Amount of Taxes Due (\$)</u>
0	0
0	0
0	0
0	0
0	0
0	0

#### E. ASSESSED VALUE OF PARCELS

<u>Reporting Date</u>	<u>Appraisal/ Tax Roll</u>	<u>Assessed Value(\$)</u>
07-01-02	Tax Roll	137,288,263
07-01-03	Tax Roll	149,548,694
07-01-04	Tax Roll	165,312,685
07-01-05	Tax Roll	178,496,014
07-01-06	Tax Roll	189,672,656
07-01-07	Tax Roll	205,287,179

#### F. MISCELLANEOUS



## 2007 MELLO-ROOS YEARLY FISCAL STATUS REPORT

<u>Date</u>	<u>Amount(\$)</u>	<u>Issuing Entity, County, Type of Debt, Purpose</u>	<u>Rating(s) Enhancmt</u>	<u>Type of Sale</u>	<u>Role, Participant</u>	<u>Maturity Date/ Type</u>	<u>Interest Rate/ Type</u>
06-30-05	\$5,765,000	Palmdale CFD No 05-1 Los Angeles CDIAC Number: 2005-1187 Limited tax obligation bond Multiple capital improvements, public works Trade & Commerce Ctr Area Ser A Refunding	NR	Neg	(BC) Quint & Thimmig (FA) Northcross Hill Ach (TR) US Bank Natl Assoc (UW) Stone & Youngberg	09-01-35 Term	6.25 NIC

### YEARLY FISCAL STATUS REPORT INFORMATION

#### A. FUND BALANCES

<u>Year</u>	<u>Principal Amt Outstanding(\$)</u>	<u>Minimum Bond Reserve(\$)</u>	<u>Bond Reserve Fund(\$)</u>	<u>Capitalized Interest(\$)</u>	<u>Construction Fund(\$)</u>
05/06	5,765,000	437,813	451,406	0	0
06/07	5,765,000	437,813	444,805	0	0

#### B. TAX COLLECTION

<u>Year</u>	<u>Taxes Due(\$)</u>	<u>Taxes Unpaid(\$)</u>	<u>Percent</u>	<u>Teeter Plan</u>
05/06	0	0	0	No
06/07	616,374	0	0	No

#### C. DELINQUENT PARCELS

<u>Year</u>	<u>Reporting Date</u>	<u># of Parcels</u>	<u>Total Amount Due(\$)</u>
05/06	06-30-06	0	0
06/07	06-30-07	0	0

#### D. FORECLOSURE

<u># of Parcels</u>	<u>Total Amount of Taxes Due (\$)</u>
0	0
0	0

#### E. ASSESSED VALUE OF PARCELS

<u>Reporting Date</u>	<u>Appraisal/ Tax Roll</u>	<u>Assessed Value(\$)</u>
01-01-06	Tax Roll	16,492,916
01-01-07	Tax Roll	21,996,212

#### F. MISCELLANEOUS



## 2007 MELLO-ROOS YEARLY FISCAL STATUS REPORT

<u>Date</u>	<u>Amount(\$)</u>	<u>Issuing Entity, County, Type of Debt, Purpose</u>	<u>Rating(s) Enhancmt</u>	<u>Type of Sale</u>	<u>Role, Participant</u>	<u>Maturity Date/ Type</u>	<u>Interest Rate/ Type</u>
06-30-05	\$1,460,000	Palmdale CFD No 05-1 Los Angeles CDIAC Number: 2005-1188 Limited tax obligation bond Multiple capital improvements, public works Trade & Commerce Ctr Area Sub Ser B Refunding	NR	Neg	(BC) Quint & Thimmig (FA) Northcross Hill Ach (TR) US Bank Natl Assoc (UW) Stone & Youngberg	09-01-35 Term	6.75 NIC

### YEARLY FISCAL STATUS REPORT INFORMATION

#### A. FUND BALANCES

<u>Year</u>	<u>Principal Amt Outstanding(\$)</u>	<u>Minimum Bond Reserve(\$)</u>	<u>Bond Reserve Fund(\$)</u>	<u>Capitalized Interest(\$)</u>	<u>Construction Fund(\$)</u>
05/06	1,460,000	0	0	0	0
06/07	1,460,000	0	0	0	0

#### B. TAX COLLECTION

<u>Taxes Due(\$)</u>	<u>Taxes Unpaid(\$)</u>	<u>Percent</u>	<u>Teeter Plan</u>
0	0	0	No
616,374	0	0	No

#### C. DELINQUENT PARCELS

<u>Year</u>	<u>Reporting Date</u>	<u># of Parcels</u>	<u>Total Amount Due(\$)</u>
05/06	06-30-06	0	0
06/07	06-30-07	0	0

#### D. FORECLOSURE

<u># of Parcels</u>	<u>Total Amount of Taxes Due (\$)</u>
0	0
0	0

#### E. ASSESSED VALUE OF PARCELS

<u>Reporting Date</u>	<u>Appraisal/ Tax Roll</u>	<u>Assessed Value(\$)</u>
01-01-06	Tax Roll	16,492,916
01-01-07	Tax Roll	21,996,212

#### F. MISCELLANEOUS



## 2007 MELLO-ROOS YEARLY FISCAL STATUS REPORT

<u>Date</u>	<u>Amount(\$)</u>	<u>Issuing Entity, County, Type of Debt, Purpose</u>	<u>Rating(s) Enhancmt</u>	<u>Type of Sale</u>	<u>Role, Participant</u>	<u>Maturity Date/ Type</u>	<u>Interest Rate/ Type</u>
02-04-05	\$28,500,000	Palmdale CFD No 2003-1 Los Angeles CDIAC Number: 2004-1453 Limited tax obligation bond Flood control, storm drainage Anaverde IA A Series A	NR	Neg	(BC) Quint & Thimmig (FA) Northcross Hill Ach (TR) US Bank Natl Assoc (UW) Stone & Youngberg	09-01-35 Comb	5.234 NIC

### YEARLY FISCAL STATUS REPORT INFORMATION

#### A. FUND BALANCES

<u>Year</u>	<u>Principal Amt Outstanding(\$)</u>	<u>Minimum Bond Reserve(\$)</u>	<u>Bond Reserve Fund(\$)</u>	<u>Capitalized Interest(\$)</u>	<u>Construction Fund(\$)</u>
04/05	28,500,000	1,898,118	1,909,730	0	15,209,606
05/06	28,500,000	1,898,118	1,915,413	0	12,671,744
06/07	28,030,000	1,898,118	1,918,921	0	10,953,825

#### B. TAX COLLECTION

<u>Year</u>	<u>Taxes Due(\$)</u>	<u>Taxes Unpaid(\$)</u>	<u>Percent</u>	<u>Teeter Plan</u>
04/05	836,974	168,157	20	No
05/06	2,067,970	52,779	3	No
06/07	2,064,285	226,346	11	No

#### C. DELINQUENT PARCELS

<u>Year</u>	<u>Reporting Date</u>	<u># of Parcels</u>	<u>Total Amount Due(\$)</u>
04/05	06-30-05	4	168,157
05/06	06-30-06	46	52,779
06/07	06-30-07	186	240,375

#### D. FORECLOSURE

<u># of Parcels</u>	<u>Total Amount of Taxes Due (\$)</u>
0	0
0	0
0	0

#### E. ASSESSED VALUE OF PARCELS

<u>Reporting Date</u>	<u>Appraisal/ Tax Roll</u>	<u>Assessed Value(\$)</u>
01-01-05	Tax Roll	5,299,621
01-01-06	Tax Roll	295,130,845
01-01-07	Tax Roll	446,085,106

#### F. MISCELLANEOUS



## 2007 MELLO-ROOS YEARLY FISCAL STATUS REPORT

<u>Date</u>	<u>Amount(\$)</u>	<u>Issuing Entity, County, Type of Debt, Purpose</u>	<u>Rating(s) Enhancmt</u>	<u>Type of Sale</u>	<u>Role, Participant</u>	<u>Maturity Date/ Type</u>	<u>Interest Rate/ Type</u>
02-04-05	\$1,500,000	Palmdale CFD No 2003-1 Los Angeles CDIAC Number: 2004-1454 Limited tax obligation bond Multiple capital improvements, public works Anaverde IA A Sub Series B	NR	Neg	(BC) Quint & Thimmig (FA) Northcross Hill Ach (TR) US Bank Natl Assoc (UW) Guardian Investment Cap	09-02-35 Term	5.9 NIC

### YEARLY FISCAL STATUS REPORT INFORMATION

#### A. FUND BALANCES

<u>Year</u>	<u>Principal Amt Outstanding(\$)</u>	<u>Minimum Bond Reserve(\$)</u>	<u>Bond Reserve Fund(\$)</u>	<u>Capitalized Interest(\$)</u>	<u>Construction Fund(\$)</u>
04/05	1,500,000	0	0	0	15,209,606
05/06	1,500,000	0	0	0	12,671,744
06/07	1,480,000	0	0	0	10,953,825

#### B. TAX COLLECTION

<u>Year</u>	<u>Taxes Due(\$)</u>	<u>Taxes Unpaid(\$)</u>	<u>Percent</u>	<u>Teeter Plan</u>
04/05	836,974	168,157	20	No
05/06	2,067,970	52,779	3	No
06/07	2,064,285	226,346	11	No

#### C. DELINQUENT PARCELS

<u>Year</u>	<u>Reporting Date</u>	<u># of Parcels</u>	<u>Total Amount Due(\$)</u>
04/05	06-30-05	4	168,157
05/06	06-30-06	46	52,779
06/07	06-30-07	186	240,375

#### D. FORECLOSURE

<u># of Parcels</u>	<u>Total Amount of Taxes Due (\$)</u>
0	0
0	0
0	0

#### E. ASSESSED VALUE OF PARCELS

<u>Reporting Date</u>	<u>Appraisal/ Tax Roll</u>	<u>Assessed Value(\$)</u>
01-01-05	Tax Roll	5,299,621
01-01-06	Tax Roll	295,130,845
01-01-07	Tax Roll	446,085,106

#### F. MISCELLANEOUS



## 2007 MELLO-ROOS YEARLY FISCAL STATUS REPORT

<u>Date</u>	<u>Amount(\$)</u>	<u>Issuing Entity, County, Type of Debt, Purpose</u>	<u>Rating(s) Enhancmt</u>	<u>Type of Sale</u>	<u>Role, Participant</u>	<u>Maturity Date/ Type</u>	<u>Interest Rate/ Type</u>
04-05-95	\$50,000,000	Palmdale CFD No 93-1 Los Angeles CDIAC Number: 1995-0137 Limited tax obligation bond Multiple capital improvements, public works Ritter Ranch	NR	Neg	(BC) Jones Hall Hill (FA) KNN (TR) First Trust of CA (UW) Stone & Youngberg	09-01-25 Comb	8.652 NIC

### YEARLY FISCAL STATUS REPORT INFORMATION

#### A. FUND BALANCES

<u>Year</u>	<u>Principal Amt Outstanding(\$)</u>	<u>Minimum Bond Reserve(\$)</u>	<u>Bond Reserve Fund(\$)</u>	<u>Capitalized Interest(\$)</u>	<u>Construction Fund(\$)</u>
01/02	40,700,000	4,070,000	18	0	6,500,008
02/03	40,700,000	4,070,000	18	0	6,563,993
03/04	40,700,000	4,070,000	18	0	6,618,255
04/05	40,700,000	4,070,000	2,057,047	0	6,745,808
05/06	40,700,000	4,070,000	2,021,575	0	6,983,556
06/07	35,600,000	3,560,000	3,574,043	0	7,335,668

#### B. TAX COLLECTION

<u>Taxes Due(\$)</u>	<u>Taxes Unpaid(\$)</u>	<u>Percent</u>	<u>Teeter Plan</u>
82,792,075	82,792,075	100	No
0	0	0	No
115,079,268	115,079,268	100	No
4,118,461	0	0	No
4,030,506	0	0	No
4,059,820	0	0	No

#### C. DELINQUENT PARCELS

<u>Year</u>	<u>Reporting Date</u>	<u># of Parcels</u>	<u>Total Amount Due(\$)</u>
01/02	06-30-02	0	82,792,075
02/03		0	0
03/04	10-25-04	552	115,079,268
04/05	06-30-05	0	0
05/06	06-30-06	0	0
06/07	06-30-07	0	0

#### D. FORECLOSURE

<u># of Parcels</u>	<u>Total Amount of Taxes Due (\$)</u>
0	0
0	0
0	0
0	0
0	0
0	0

#### E. ASSESSED VALUE OF PARCELS

<u>Reporting Date</u>	<u>Appraisal/ Tax Roll</u>	<u>Assessed Value(\$)</u>
06-30-02	Tax Roll	2,091,200
01-01-03	Tax Roll	2,815,156
01-01-04	Tax Roll	2,946,874
01-01-05	Tax Roll	69,174,842
01-01-06	Tax Roll	70,550,807
01-01-07	Tax Roll	71,070,645

#### F. MISCELLANEOUS



## 2007 MELLO-ROOS YEARLY FISCAL STATUS REPORT

<u>Date</u>	<u>Amount(\$)</u>	<u>Issuing Entity, County, Type of Debt, Purpose</u>	<u>Rating(s) Enhancmt</u>	<u>Type of Sale</u>	<u>Role, Participant</u>	<u>Maturity Date/ Type</u>	<u>Interest Rate/ Type</u>
11-23-99	\$24,952,151	Palmdale Elementary School District CFD No 90-1 Los Angeles CDIAC Number: 1999-2030 Limited tax obligation bond K-12 school facility Refunding	S:AAA M:Aaa  Ins	Neg	(BC) O'Melveny & Myers (FA) Caldwell Flores (EN) FSA (TR) State Street Bank Corp (UW) PaineWebber	08-01-39 Comb	6.198 TIC

### YEARLY FISCAL STATUS REPORT INFORMATION

#### A. FUND BALANCES

<u>Year</u>	<u>Principal Amt Outstanding(\$)</u>	<u>Minimum Bond Reserve(\$)</u>	<u>Bond Reserve Fund(\$)</u>	<u>Capitalized Interest(\$)</u>	<u>Construction Fund(\$)</u>
01/02	24,527,151	0	0	0	0
06/07	24,017,151	0	0	0	0

#### B. TAX COLLECTION

<u>Taxes Due(\$)</u>	<u>Taxes Unpaid(\$)</u>	<u>Percent</u>	<u>Teeter Plan</u>
1,468,201	32,509	2	No
2,995,540	325,651	11	No

#### C. DELINQUENT PARCELS

<u>Year</u>	<u>Reporting Date</u>	<u># of Parcels</u>	<u>Total Amount Due(\$)</u>
01/02	07-19-01	91	32,509
06/07	06-30-07	699	91,551

#### D. FORECLOSURE

<u># of Parcels</u>	<u>Total Amount of Taxes Due (\$)</u>
0	0
0	0

#### E. ASSESSED VALUE OF PARCELS

<u>Reporting Date</u>	<u>Appraisal/ Tax Roll</u>	<u>Assessed Value(\$)</u>
07-01-99	Tax Roll	379,262,649
06-30-07	Tax Roll	9,122,618,115

#### F. MISCELLANEOUS





## 2007 MELLO-ROOS YEARLY FISCAL STATUS REPORT

<u>Date</u>	<u>Amount(\$)</u>	<u>Issuing Entity, County, Type of Debt, Purpose</u>	<u>Rating(s) Enhancmt</u>	<u>Type of Sale</u>	<u>Role, Participant</u>	<u>Maturity Date/ Type</u>	<u>Interest Rate/ Type</u>
11-13-97	\$13,290,668	Pasadena CFD No 1 Los Angeles CDIAC Number: 1997-1498 Limited tax obligation bond Multiple capital improvements, public works Civic Ctr West Refunding	S:AAA M:Aaa    Ins	Neg	(BC) Quint & Thimmig (EN) FSA (TR) BNY Western Trust (UW) Stone & Youngberg	12-01-25 Comb	5.72 TIC

### YEARLY FISCAL STATUS REPORT INFORMATION

#### A. FUND BALANCES

<u>Year</u>	<u>Principal Amt Outstanding(\$)</u>	<u>Minimum Bond Reserve(\$)</u>	<u>Bond Reserve Fund(\$)</u>	<u>Capitalized Interest(\$)</u>	<u>Construction Fund(\$)</u>	<u>Taxes Due(\$)</u>	<u>Taxes Unpaid(\$)</u>	<u>Percent</u>	<u>Teeter Plan</u>
01/02	13,290,668	1,329,069	1,329,069	0	0	0	0	0	No
02/03	13,290,668	1,329,067	1,329,067	0	0	0	0	0	No
03/04	13,260,154	1,329,067	1,329,067	0	0	0	0	0	No
04/05	13,194,967	1,329,067	1,329,067	0	0	0	0	0	No
05/06	8,685,000	1,329,067	1,329,067	0	0	0	0	0	No
06/07	8,685,000	1,329,067	1,329,067	0	0	0	0	0	No

#### B. TAX COLLECTION

#### C. DELINQUENT PARCELS

<u>Year</u>	<u>Reporting Date</u>	<u># of Parcels</u>	<u>Total Amount Due(\$)</u>
01/02	09-12-02	0	0
02/03	06-30-03	0	0
03/04	08-31-04	0	0
04/05		0	0
05/06	08-01-06	0	0
06/07	08-01-07	0	0

#### D. FORECLOSURE

<u># of Parcels</u>	<u>Total Amount of Taxes Due (\$)</u>
0	0
0	0
0	0
0	0
0	0
0	0

#### E. ASSESSED VALUE OF PARCELS

<u>Reporting Date</u>	<u>Appraisal/ Tax Roll</u>	<u>Assessed Value(\$)</u>
08-31-01	Tax Roll	30,639,240
08-30-02	Tax Roll	31,238,614
08-31-04	Tax Roll	32,841,850
07-01-05	Tax Roll	62,343,733
08-01-06	Tax Roll	67,948,326
08-01-07	Tax Roll	70,666,352

#### F. MISCELLANEOUS



## 2007 MELLO-ROOS YEARLY FISCAL STATUS REPORT

<u>Date</u>	<u>Amount(\$)</u>	<u>Issuing Entity, County, Type of Debt, Purpose</u>	<u>Rating(s) Enhancmt</u>	<u>Type of Sale</u>	<u>Role, Participant</u>	<u>Maturity Date/ Type</u>	<u>Interest Rate/ Type</u>
10-27-04	\$1,820,000	Quartz Hill Water District CFD No 1 Los Angeles CDIAC Number: 2004-1738 Limited tax obligation bond Water supply, storage, distribution Portal Heights Refunding	NR	Neg	(BC) G A Laster (FA) Brad Kerwin & Assoc (TR) Union Bank of CA (UW) Henderson Capital	09-01-13 Serial	3.678 NIC

### YEARLY FISCAL STATUS REPORT INFORMATION

#### A. FUND BALANCES

<u>Year</u>	<u>Principal Amt Outstanding(\$)</u>	<u>Minimum Bond Reserve(\$)</u>	<u>Bond Reserve Fund(\$)</u>	<u>Capitalized Interest(\$)</u>	<u>Construction Fund(\$)</u>
04/05	1,635,000	80,000	80,906	0	0
06/07	1,450,000	87,000	87,934	0	0

#### B. TAX COLLECTION

<u>Taxes Due(\$)</u>	<u>Taxes Unpaid(\$)</u>	<u>Percent</u>	<u>Teeter Plan</u>
252,720	14,533	6	No
235,372	14,502	6	No

#### C. DELINQUENT PARCELS

<u>Year</u>	<u>Reporting Date</u>	<u># of Parcels</u>	<u>Total Amount Due(\$)</u>
04/05	06-30-05	38	14,533
06/07	04-01-07	41	14,502

#### D. FORECLOSURE

<u># of Parcels</u>	<u>Total Amount of Taxes Due (\$)</u>
0	0
0	0

#### E. ASSESSED VALUE OF PARCELS

<u>Reporting Date</u>	<u>Appraisal/ Tax Roll</u>	<u>Assessed Value(\$)</u>
06-30-05	Tax Roll	214,157,836
04-01-07	Tax Roll	236,725

#### F. MISCELLANEOUS



## 2007 MELLO-ROOS YEARLY FISCAL STATUS REPORT

<u>Date</u>	<u>Amount(\$)</u>	<u>Issuing Entity, County, Type of Debt, Purpose</u>	<u>Rating(s) Enhancmt</u>	<u>Type of Sale</u>	<u>Role, Participant</u>	<u>Maturity Date/ Type</u>	<u>Interest Rate/ Type</u>
10-15-02	\$17,370,000	Santa Clarita CFD No 2002-1 Los Angeles CDIAC Number: 2002-1764 Limited tax obligation bond Multiple capital improvements, public works Valencia Town Ctr Refunding	NR	Neg	(BC) Fulbright & Jaworski (FA) KNN (TR) US Bank Natl Assoc (UW) Stone & Youngberg	11-15-32 Comb	5.813 NIC

### YEARLY FISCAL STATUS REPORT INFORMATION

#### A. FUND BALANCES

<u>Year</u>	<u>Principal Amt Outstanding(\$)</u>	<u>Minimum Bond Reserve(\$)</u>	<u>Bond Reserve Fund(\$)</u>	<u>Capitalized Interest(\$)</u>	<u>Construction Fund(\$)</u>
02/03	17,370,000	1,667,644	1,675,799	0	0
03/04	17,370,000	1,667,644	1,672,956	0	0

#### B. TAX COLLECTION

<u>Year</u>	<u>Taxes Due(\$)</u>	<u>Taxes Unpaid(\$)</u>	<u>Percent</u>	<u>Teeter Plan</u>
02/03	536,355	0	0	No
03/04	502,571	0	0	No

#### C. DELINQUENT PARCELS

<u>Year</u>	<u>Reporting Date</u>	<u># of Parcels</u>	<u>Total Amount Due(\$)</u>
02/03	06-30-03	0	0
03/04	06-30-04	0	0

#### D. FORECLOSURE

<u># of Parcels</u>	<u>Total Amount of Taxes Due (\$)</u>
0	0
0	0

#### E. ASSESSED VALUE OF PARCELS

<u>Reporting Date</u>	<u>Appraisal/ Tax Roll</u>	<u>Assessed Value(\$)</u>
08-23-02	Appraisal	74,500,000
06-30-04	Tax Roll	75,468,639

#### F. MISCELLANEOUS



## 2007 MELLO-ROOS YEARLY FISCAL STATUS REPORT

<u>Date</u>	<u>Amount(\$)</u>	<u>Issuing Entity, County, Type of Debt, Purpose</u>	<u>Rating(s) Enhancmt</u>	<u>Type of Sale</u>	<u>Role, Participant</u>	<u>Maturity Date/ Type</u>	<u>Interest Rate/ Type</u>
05-08-03	\$13,840,000	Saugus Union School District CFD No 2002-1 Los Angeles CDIAC Number: 2003-0389 Limited tax obligation bond K-12 school facility School & Other Public Fac	NR	Neg	(BC) Bowie Arneson Wiles (TR) US Bank Natl Assoc (UW) Stone & Youngberg	09-01-33 Comb	6.039 TIC

### YEARLY FISCAL STATUS REPORT INFORMATION

#### A. FUND BALANCES

<u>Year</u>	<u>Principal Amt Outstanding(\$)</u>	<u>Minimum Bond Reserve(\$)</u>	<u>Bond Reserve Fund(\$)</u>	<u>Capitalized Interest(\$)</u>	<u>Construction Fund(\$)</u>
02/03	13,840,000	1,344,720	1,344,720	212,417	11,719,812
03/04	13,840,000	1,347,604	1,347,185	0	0
04/05	13,840,000	1,347,604	1,354,964	0	0
05/06	13,830,000	1,359,379	1,394,376	0	0
06/07	13,805,000	1,383,937	1,411,233	0	45,983

#### B. TAX COLLECTION

<u>Year</u>	<u>Taxes Due(\$)</u>	<u>Taxes Unpaid(\$)</u>	<u>Percent</u>	<u>Teeter Plan</u>
02/03	0	0	0	No
03/04	838,197	0	0	No
04/05	854,074	31,338	4	No
05/06	955,993	42,416	4	No
06/07	975,116	55,900	6	No

#### C. DELINQUENT PARCELS

<u>Year</u>	<u>Reporting Date</u>	<u># of Parcels</u>	<u>Total Amount Due(\$)</u>
02/03		0	0
03/04	06-30-04	0	0
04/05	06-30-04	59	31,338
05/06	06-30-06	58	45,210
06/07	06-30-07	76	76,402

#### D. FORECLOSURE

<u># of Parcels</u>	<u>Total Amount of Taxes Due (\$)</u>
0	0
0	0
0	0
0	0
0	0

#### E. ASSESSED VALUE OF PARCELS

<u>Reporting Date</u>	<u>Appraisal/ Tax Roll</u>	<u>Assessed Value(\$)</u>
06-30-03	Appraisal	167,800,000
06-30-04	Tax Roll	244,339,694
07-01-05	Tax Roll	507,436,604
07-01-06	Tax Roll	584,107,586
07-01-07	Tax Roll	610,965,904

#### F. MISCELLANEOUS



## 2007 MELLO-ROOS YEARLY FISCAL STATUS REPORT

<u>Date</u>	<u>Amount(\$)</u>	<u>Issuing Entity, County, Type of Debt, Purpose</u>	<u>Rating(s) Enhancmt</u>	<u>Type of Sale</u>	<u>Role, Participant</u>	<u>Maturity Date/ Type</u>	<u>Interest Rate/ Type</u>
01-12-05	\$3,810,000	Saugus Union School District CFD No 2004-1 Los Angeles CDIAC Number: 2004-1931 Limited tax obligation bond K-12 school facility School Facs & Cap Imp	NR	Neg	(BC) Bowie Arneson Wiles (TR) US Bank Natl Assoc (UW) Stone & Youngberg	09-01-35 Comb	5.486 NIC

### YEARLY FISCAL STATUS REPORT INFORMATION

#### A. FUND BALANCES

<u>Year</u>	<u>Principal Amt Outstanding(\$)</u>	<u>Minimum Bond Reserve(\$)</u>	<u>Bond Reserve Fund(\$)</u>	<u>Capitalized Interest(\$)</u>	<u>Construction Fund(\$)</u>
04/05	3,810,000	345,441	351,775	122,124	1,836,257
05/06	3,810,000	345,441	356,687	0	23,746
06/07	3,805,000	355,001	361,998	0	54,972

#### B. TAX COLLECTION

<u>Year</u>	<u>Taxes Due(\$)</u>	<u>Taxes Unpaid(\$)</u>	<u>Percent</u>	<u>Teeter Plan</u>
04/05	0	0	0	No
05/06	0	0	0	No
06/07	252,666	43,209	17	No

#### C. DELINQUENT PARCELS

<u>Year</u>	<u>Reporting Date</u>	<u># of Parcels</u>	<u>Total Amount Due(\$)</u>
04/05	06-30-05	0	0
05/06	06-30-06	0	0
06/07	06-30-07	35	43,209

#### D. FORECLOSURE

<u># of Parcels</u>	<u>Total Amount of Taxes Due (\$)</u>
0	0
0	0
27	34,068

#### E. ASSESSED VALUE OF PARCELS

<u>Reporting Date</u>	<u>Appraisal/ Tax Roll</u>	<u>Assessed Value(\$)</u>
07-01-05	Tax Roll	19,326,258
07-01-06	Tax Roll	76,331,742
07-01-07	Tax Roll	93,656,134

#### F. MISCELLANEOUS



## 2007 MELLO-ROOS YEARLY FISCAL STATUS REPORT

<u>Date</u>	<u>Amount(\$)</u>	<u>Issuing Entity, County, Type of Debt, Purpose</u>	<u>Rating(s) Enhancmt</u>	<u>Type of Sale</u>	<u>Role, Participant</u>	<u>Maturity Date/ Type</u>	<u>Interest Rate/ Type</u>
01-12-06	\$16,055,000	Saugus Union School District CFD No 2005-1 Los Angeles CDIAC Number: 2005-1982 Limited tax obligation bond K-12 school facility SSC/Plum Canyon-School & Co B & T Fees	NR	Neg	(BC) Bowie Arneson Wiles (FA) Fieldman Rolapp (TR) US Bank Natl Assoc (UW) Stone & Youngberg	09-01-36 Comb	5.351 NIC

### YEARLY FISCAL STATUS REPORT INFORMATION

#### A. FUND BALANCES

<u>Year</u>	<u>Principal Amt Outstanding(\$)</u>	<u>Minimum Bond Reserve(\$)</u>	<u>Bond Reserve Fund(\$)</u>	<u>Capitalized Interest(\$)</u>	<u>Construction Fund(\$)</u>
05/06	16,055,000	1,418,626	1,457,615	847,564	2,450,708
06/07	16,055,000	1,445,022	1,473,543	0	0

#### B. TAX COLLECTION

<u>Taxes Due(\$)</u>	<u>Taxes Unpaid(\$)</u>	<u>Percent</u>	<u>Teeter Plan</u>
0	0	0	No
562,913	12,360	2	No

#### C. DELINQUENT PARCELS

<u>Year</u>	<u>Reporting Date</u>	<u># of Parcels</u>	<u>Total Amount Due(\$)</u>
05/06	06-30-06	0	0
06/07	06-30-07	7	12,360

#### D. FORECLOSURE

<u># of Parcels</u>	<u>Total Amount of Taxes Due (\$)</u>
0	0
0	0

#### E. ASSESSED VALUE OF PARCELS

<u>Reporting Date</u>	<u>Appraisal/ Tax Roll</u>	<u>Assessed Value(\$)</u>
07-01-06	Appraisal	103,990,000
07-01-07	Appraisal	106,602,933

#### F. MISCELLANEOUS



## 2007 MELLO-ROOS YEARLY FISCAL STATUS REPORT

<u>Date</u>	<u>Amount(\$)</u>	<u>Issuing Entity, County, Type of Debt, Purpose</u>	<u>Rating(s) Enhancmt</u>	<u>Type of Sale</u>	<u>Role, Participant</u>	<u>Maturity Date/ Type</u>	<u>Interest Rate/ Type</u>
06-27-02	\$7,595,000	Saugus/Hart School Facilities Financing Authority CFD No 2000-1 Los Angeles CDIAC Number: 2002-1341 Limited tax obligation bond K-12 school facility	NR	Neg	(BC) Rutan & Tucker (TR) US Bank Natl Assoc (UW) Stone & Youngberg	09-01-33 Comb	6.077 NIC

### YEARLY FISCAL STATUS REPORT INFORMATION

#### A. FUND BALANCES

<u>Year</u>	<u>Principal Amt Outstanding(\$)</u>	<u>Minimum Bond Reserve(\$)</u>	<u>Bond Reserve Fund(\$)</u>	<u>Capitalized Interest(\$)</u>	<u>Construction Fund(\$)</u>
02/03	7,595,000	386,905	386,992	0	915,796
03/04	7,565,000	555,900	556,807	0	0
04/05	7,395,000	555,541	561,154	0	0
05/06	7,275,000	555,541	565,521	0	0
06/07	7,145,000	554,721	567,156	0	0

#### B. TAX COLLECTION

<u>Taxes Due(\$)</u>	<u>Taxes Unpaid(\$)</u>	<u>Percent</u>	<u>Teeter Plan</u>
452,410	16,044	4	No
546,891	25,796	5	No
643,615	15,239	2	No
643,614	21,440	3	No
643,614	24,797	4	No

#### C. DELINQUENT PARCELS

<u>Year</u>	<u>Reporting Date</u>	<u># of Parcels</u>	<u>Total Amount Due(\$)</u>
02/03	07-01-03	21	32,182
03/04	06-30-04	34	29,614
04/05	06-30-05	29	18,598
05/06	06-30-06	23	22,148
06/07	06-30-07	28	30,595

#### D. FORECLOSURE

<u># of Parcels</u>	<u>Total Amount of Taxes Due (\$)</u>
0	0
0	0
0	0
0	0
0	0

#### E. ASSESSED VALUE OF PARCELS

<u>Reporting Date</u>	<u>Appraisal/ Tax Roll</u>	<u>Assessed Value(\$)</u>
06-30-03	Tax Roll	139,961,363
06-30-04	Tax Roll	185,831,340
07-01-05	Tax Roll	200,404,145
07-01-06	Tax Roll	222,681,739
07-01-07	Tax Roll	239,897,510

#### F. MISCELLANEOUS



## 2007 MELLO-ROOS YEARLY FISCAL STATUS REPORT

<u>Date</u>	<u>Amount(\$)</u>	<u>Issuing Entity, County, Type of Debt, Purpose</u>	<u>Rating(s) Enhancmt</u>	<u>Type of Sale</u>	<u>Role, Participant</u>	<u>Maturity Date/ Type</u>	<u>Interest Rate/ Type</u>
05-20-04	\$6,345,000	Saugus/Hart School Facilities Financing Authority CFD No 2000-1 Los Angeles CDIAC Number: 2004-0475 Limited tax obligation bond K-12 school facility Federally Taxable State Taxable	NR	Neg	(BC) Bowie Arneson Wiles (TR) Zions First Natl Bk (UW) Wm S Hart Jt SFA	09-01-34 Comb	5.676 NIC

### YEARLY FISCAL STATUS REPORT INFORMATION

#### A. FUND BALANCES

<u>Year</u>	<u>Principal Amt Outstanding(\$)</u>	<u>Minimum Bond Reserve(\$)</u>	<u>Bond Reserve Fund(\$)</u>	<u>Capitalized Interest(\$)</u>	<u>Construction Fund(\$)</u>
03/04	6,345,000	458,133	458,133	0	5,530,052
05/06	6,230,000	458,133	481,162	0	8,754
06/07	6,110,000	458,133	464,647	0	0

#### B. TAX COLLECTION

<u>Year</u>	<u>Taxes Due(\$)</u>	<u>Taxes Unpaid(\$)</u>	<u>Percent</u>	<u>Teeter Plan</u>
03/04	459,735	21,681	5	No
05/06	524,238	18,389	4	No
06/07	524,238	21,382	4	No

#### C. DELINQUENT PARCELS

<u>Year</u>	<u>Reporting Date</u>	<u># of Parcels</u>	<u>Total Amount Due(\$)</u>
03/04	06-30-04	34	24,957
05/06	06-30-06	23	18,918
06/07	06-30-07	27	25,963

#### D. FORECLOSURE

<u># of Parcels</u>	<u>Total Amount of Taxes Due (\$)</u>
0	0
0	0
0	0

#### E. ASSESSED VALUE OF PARCELS

<u>Reporting Date</u>	<u>Appraisal/ Tax Roll</u>	<u>Assessed Value(\$)</u>
06-30-04	Tax Roll	151,836,453
07-01-06	Tax Roll	222,681,739
07-01-07	Tax Roll	239,897,510

#### F. MISCELLANEOUS





## 2007 MELLO-ROOS YEARLY FISCAL STATUS REPORT

<u>Date</u>	<u>Amount(\$)</u>	<u>Issuing Entity, County, Type of Debt, Purpose</u>	<u>Rating(s) Enhancmt</u>	<u>Type of Sale</u>	<u>Role, Participant</u>	<u>Maturity Date/ Type</u>	<u>Interest Rate/ Type</u>
09-19-02	\$16,260,000	Sulphur Springs Union School District CFD No 2002-1 Los Angeles CDIAC Number: 2002-1539 Limited tax obligation bond Multiple capital improvements, public works Fair Oaks Ranch	NR	Neg	(BC) Fulbright & Jaworski (TR) State Street Bank Corp (UW) O'Connor SWS Securities	09-01-33 Comb	6.076 TIC

### YEARLY FISCAL STATUS REPORT INFORMATION

#### A. FUND BALANCES

<u>Year</u>	<u>Principal Amt Outstanding(\$)</u>	<u>Minimum Bond Reserve(\$)</u>	<u>Bond Reserve Fund(\$)</u>	<u>Capitalized Interest(\$)</u>	<u>Construction Fund(\$)</u>
02/03	16,260,000	1,568,274	1,578,720	479,610	3,437,286
03/04	16,260,000	1,580,118	1,583,211	0	3,458,207
04/05	16,220,000	1,591,790	1,605,568	0	0
05/06	16,175,000	1,591,790	1,614,147	0	13,984
06/07	16,115,000	1,591,790	1,624,029	0	14,669

#### B. TAX COLLECTION

<u>Year</u>	<u>Taxes Due(\$)</u>	<u>Taxes Unpaid(\$)</u>	<u>Percent</u>	<u>Teeter Plan</u>
02/03	0	0	0	No
03/04	1,320,030	0	0	No
04/05	1,318,438	12,854	1	No
05/06	1,394,916	41,992	3	No
06/07	1,472,566	60,886	4	No

#### C. DELINQUENT PARCELS

<u>Year</u>	<u>Reporting Date</u>	<u># of Parcels</u>	<u>Total Amount Due(\$)</u>
02/03		0	0
03/04	06-30-04	0	0
04/05	06-30-04	19	12,854
05/06	06-30-06	43	43,981
06/07	06-30-07	53	72,130

#### D. FORECLOSURE

<u># of Parcels</u>	<u>Total Amount of Taxes Due (\$)</u>
0	0
0	0
0	0
0	0
0	0

#### E. ASSESSED VALUE OF PARCELS

<u>Reporting Date</u>	<u>Appraisal/ Tax Roll</u>	<u>Assessed Value(\$)</u>
06-30-03	Appraisal	84,795,000
06-30-04	Tax Roll	38,271,806
07-01-05	Tax Roll	167,042,315
07-01-06	Tax Roll	323,048,458
07-01-07	Tax Roll	436,317,933

#### F. MISCELLANEOUS



## 2007 MELLO-ROOS YEARLY FISCAL STATUS REPORT

<u>Date</u>	<u>Amount(\$)</u>	<u>Issuing Entity, County, Type of Debt, Purpose</u>	<u>Rating(s) Enhancmt</u>	<u>Type of Sale</u>	<u>Role, Participant</u>	<u>Maturity Date/ Type</u>	<u>Interest Rate/ Type</u>
07-22-96	\$51,220,000	West Covina Redevelopment Agency CFD No 1989-1 Los Angeles CDIAC Number: 1996-0200 Limited tax obligation bond Parking Fashion Plaza Refunding	S:A    Oth	Neg	(BC) Rutan & Tucker (FA) Project Fin Assoc (EN) Bankers Trust (TR) First Trust of CA (UW) Smith Barney Inc	09-01-22 Comb	6.328 TIC

### YEARLY FISCAL STATUS REPORT INFORMATION

#### A. FUND BALANCES

<u>Year</u>	<u>Principal Amt Outstanding(\$)</u>	<u>Minimum Bond Reserve(\$)</u>	<u>Bond Reserve Fund(\$)</u>	<u>Capitalized Interest(\$)</u>	<u>Construction Fund(\$)</u>	<u>Taxes Due(\$)</u>	<u>Taxes Unpaid(\$)</u>	<u>Percent</u>	<u>Teeter Plan</u>
01/02	45,915,000	5,002,670	5,002,670	0	0	1,680,026	0	0	No
02/03	45,110,000	5,002,670	5,002,670	0	0	1,714,313	0	0	No
03/04	44,255,000	5,002,670	5,002,670	0	0	2,197,689	0	0	No
04/05	43,350,000	5,002,670	5,005,102	0	0	1,860,783	11,392	1	No
05/06	42,345,000	5,002,670	5,004,774	0	0	1,836,527	11,244	1	No
06/07	41,240,000	5,002,670	5,004,774	0	0	1,919,010	11,749	1	No

#### B. TAX COLLECTION

#### C. DELINQUENT PARCELS

<u>Year</u>	<u>Reporting Date</u>	<u># of Parcels</u>	<u>Total Amount Due(\$)</u>	<u># of Parcels</u>	<u>Total Amount of Taxes Due (\$)</u>	<u>Reporting Date</u>	<u>Appraisal/ Tax Roll</u>	<u>Assessed Value(\$)</u>
01/02	06-30-02	0	0	0	0	06-30-02	Tax Roll	229,854,638
02/03	06-30-03	0	0	0	0	06-30-03	Tax Roll	233,324,038
03/04	06-30-04	0	0	0	0	06-30-04	Tax Roll	236,709,451
04/05	06-30-05	1	11,392	0	0	06-30-05	Tax Roll	240,102,788
05/06	06-30-06	1	11,244	0	0	06-30-05	Tax Roll	245,179,120
06/07	06-30-06	1	11,749	0	0	06-30-06	Tax Roll	263,755,485

#### D. FORECLOSURE

#### E. ASSESSED VALUE OF PARCELS

#### F. MISCELLANEOUS



## 2007 MELLO-ROOS YEARLY FISCAL STATUS REPORT

<u>Date</u>	<u>Amount(\$)</u>	<u>Issuing Entity, County, Type of Debt, Purpose</u>	<u>Rating(s) Enhancmt</u>	<u>Type of Sale</u>	<u>Role, Participant</u>	<u>Maturity Date/ Type</u>	<u>Interest Rate/ Type</u>
01-23-06	\$7,870,000	Westside Union School District CFD No 2005-1 Los Angeles CDIAC Number: 2005-1946 Limited tax obligation bond Multiple capital improvements, public works Waterworks/Sanitation Districts & School Facs	NR	Neg	(BC) Lozano Smith (FA) David Taussig (TR) Zions First Natl Bk (UW) UBS Financial Services	09-01-36 Comb	5.394 TIC

### YEARLY FISCAL STATUS REPORT INFORMATION

#### A. FUND BALANCES

<u>Year</u>	<u>Principal Amt Outstanding(\$)</u>	<u>Minimum Bond Reserve(\$)</u>	<u>Bond Reserve Fund(\$)</u>	<u>Capitalized Interest(\$)</u>	<u>Construction Fund(\$)</u>
05/06	7,870,000	522,813	530,316	200,544	3,062,797
06/07	7,870,000	522,813	531,230	20	3,938,719

#### B. TAX COLLECTION

<u>Year</u>	<u>Taxes Due(\$)</u>	<u>Taxes Unpaid(\$)</u>	<u>Percent</u>	<u>Teeter Plan</u>
05/06	0	0	0	No
06/07	564,290	46,198	8	No

#### C. DELINQUENT PARCELS

<u>Year</u>	<u>Reporting Date</u>	<u># of Parcels</u>	<u>Total Amount Due(\$)</u>
05/06	06-30-06	0	0
06/07	06-30-07	38	46,198

#### D. FORECLOSURE

<u># of Parcels</u>	<u>Total Amount of Taxes Due (\$)</u>
0	0
0	0

#### E. ASSESSED VALUE OF PARCELS

<u>Reporting Date</u>	<u>Appraisal/ Tax Roll</u>	<u>Assessed Value(\$)</u>
11-07-05	Appraisal	53,030,000
07-01-07	Tax Roll	118,690,557

#### F. MISCELLANEOUS



## 2007 MELLO-ROOS YEARLY FISCAL STATUS REPORT

<u>Date</u>	<u>Amount(\$)</u>	<u>Issuing Entity, County, Type of Debt, Purpose</u>	<u>Rating(s) Enhancmt</u>	<u>Type of Sale</u>	<u>Role, Participant</u>	<u>Maturity Date/ Type</u>	<u>Interest Rate/ Type</u>
12-05-06	\$3,770,000	Westside Union School District CFD No 2005-2 Los Angeles CDIAC Number: 2006-1428 Limited tax obligation bond K-12 school facility School Facs, LA Co Sanit & Quartz Hill Wtr Wks Fees	NR	Neg	(BC) Lozano Smith (FA) Dolinka Group (TR) Zions First Natl Bk (UW) UBS Securities	09-01-36 Comb	5.059 TIC

### YEARLY FISCAL STATUS REPORT INFORMATION

#### A. FUND BALANCES

<u>Year</u>	<u>Principal Amt Outstanding(\$)</u>	<u>Minimum Bond Reserve(\$)</u>	<u>Bond Reserve Fund(\$)</u>	<u>Capitalized Interest(\$)</u>	<u>Construction Fund(\$)</u>
06/07	3,770,000	329,015	336,805	9,837	1,657,412

#### B. TAX COLLECTION

<u>Taxes Due(\$)</u>	<u>Taxes Unpaid(\$)</u>	<u>Percent</u>	<u>Teeter Plan</u>
112,891	5,185	5	No

#### C. DELINQUENT PARCELS

<u>Year</u>	<u>Reporting Date</u>	<u># of Parcels</u>	<u>Total Amount Due(\$)</u>
06/07	06-30-07	4	5,185

#### D. FORECLOSURE

<u># of Parcels</u>	<u>Total Amount of Taxes Due (\$)</u>
0	0

#### E. ASSESSED VALUE OF PARCELS

<u>Reporting Date</u>	<u>Appraisal/ Tax Roll</u>	<u>Assessed Value(\$)</u>
09-15-06	Appraisal	57,500,000

#### F. MISCELLANEOUS



## 2007 MELLO-ROOS YEARLY FISCAL STATUS REPORT

<u>Date</u>	<u>Amount(\$)</u>	<u>Issuing Entity, County, Type of Debt, Purpose</u>	<u>Rating(s) Enhancmt</u>	<u>Type of Sale</u>	<u>Role, Participant</u>	<u>Maturity Date/ Type</u>	<u>Interest Rate/ Type</u>
12-14-06	\$10,125,000	Westside Union School District CFD No 2005-3 Los Angeles CDIAC Number: 2006-1429 Limited tax obligation bond K-12 school facility School, LA Co San Dist No 14, Quartz Hill WD, Antelope Vly E Kern WA & Lancaster	NR	Neg	(BC) Lozano Smith (FA) Dolinka Group (TR) Zions First Natl Bk (UW) UBS Securities	09-01-36 Comb	5.124 TIC

### YEARLY FISCAL STATUS REPORT INFORMATION

#### A. FUND BALANCES

<u>Year</u>	<u>Principal Amt Outstanding(\$)</u>	<u>Minimum Bond Reserve(\$)</u>	<u>Bond Reserve Fund(\$)</u>	<u>Capitalized Interest(\$)</u>	<u>Construction Fund(\$)</u>
06/07	10,125,000	884,218	904,074	256,428	4,443,748

#### B. TAX COLLECTION

<u>Taxes Due(\$)</u>	<u>Taxes Unpaid(\$)</u>	<u>Percent</u>	<u>Teeter Plan</u>
0	0	0	No

#### C. DELINQUENT PARCELS

<u>Year</u>	<u>Reporting Date</u>	<u># of Parcels</u>	<u>Total Amount Due(\$)</u>
06/07	06-30-07	0	0

#### D. FORECLOSURE

<u># of Parcels</u>	<u>Total Amount of Taxes Due (\$)</u>
0	0

#### E. ASSESSED VALUE OF PARCELS

<u>Reporting Date</u>	<u>Appraisal/ Tax Roll</u>	<u>Assessed Value(\$)</u>
08-21-06	Appraisal	40,260,000

#### F. MISCELLANEOUS



## 2007 MELLO-ROOS YEARLY FISCAL STATUS REPORT

<u>Date</u>	<u>Amount(\$)</u>	<u>Issuing Entity, County, Type of Debt, Purpose</u>	<u>Rating(s) Enhancmt</u>	<u>Type of Sale</u>	<u>Role, Participant</u>	<u>Maturity Date/ Type</u>	<u>Interest Rate/ Type</u>
07-23-98	\$5,470,000	Whittier CFD No 1989-1 Los Angeles CDIAC Number: 1998-0642 Limited tax obligation bond Multiple capital improvements, public works Whittier Station Ctr Refunding	NR	Neg	(BC) Quint & Thimmig (TR) US Bank Corp Trust (UW) Stone & Youngberg	09-01-24 Comb	6.013 NIC

### YEARLY FISCAL STATUS REPORT INFORMATION

#### A. FUND BALANCES

<u>Year</u>	<u>Principal Amt Outstanding(\$)</u>	<u>Minimum Bond Reserve(\$)</u>	<u>Bond Reserve Fund(\$)</u>	<u>Capitalized Interest(\$)</u>	<u>Construction Fund(\$)</u>	<u>Taxes Due(\$)</u>	<u>Taxes Unpaid(\$)</u>	<u>Percent</u>	<u>Teeter Plan</u>
01/02	5,175,000	420,251	506,683	0	12,136	359,113	0	0	No
02/03	5,060,000	420,251	510,719	0	30	374,777	0	0	No
03/04	4,935,000	419,800	419,814	0	14	419,662	0	0	No
04/05	4,805,000	419,800	419,807	0	91	411,134	0	0	No
05/06	4,670,000	419,800	419,505	0	327	398,924	0	0	No
06/07	4,530,000	419,800	421,102	0	33	379,506	0	0	No

#### B. TAX COLLECTION

#### C. DELINQUENT PARCELS

<u>Year</u>	<u>Reporting Date</u>	<u># of Parcels</u>	<u>Total Amount Due(\$)</u>	<u># of Parcels</u>	<u>Total Amount of Taxes Due (\$)</u>	<u>Reporting Date</u>	<u>Appraisal/ Tax Roll</u>	<u>Assessed Value(\$)</u>
01/02		0	0	0	0	07-31-02	Tax Roll	20,678,121
02/03	10-01-03	0	0	0	0	10-01-03	Tax Roll	23,590,835
03/04	09-17-04	0	0	0	0	09-17-04	Tax Roll	24,392,918
04/05	09-22-05	0	0	0	0	09-22-05	Tax Roll	25,819,476
05/06	08-30-06	0	0	0	0	08-30-06	Tax Roll	26,335,865
06/07	08-30-07	0	0	0	0	08-30-07	Tax Roll	26,862,581

#### D. FORECLOSURE

#### E. ASSESSED VALUE OF PARCELS

#### F. MISCELLANEOUS



## 2007 MELLO-ROOS YEARLY FISCAL STATUS REPORT

<u>Date</u>	<u>Amount(\$)</u>	<u>Issuing Entity, County, Type of Debt, Purpose</u>	<u>Rating(s) Enhancmt</u>	<u>Type of Sale</u>	<u>Role, Participant</u>	<u>Maturity Date/ Type</u>	<u>Interest Rate/ Type</u>
12-09-98	\$6,285,000	Whittier CFD No 1991-1 Los Angeles CDIAC Number: 1998-1992 Limited tax obligation bond Multiple capital improvements, public works Whittier Blvd/Painter Ave Refunding	NR	Neg	(BC) Quint & Thimmig (TR) BNY Western Trust (UW) Stone & Youngberg	09-01-12 Serial	5.282 NIC

### YEARLY FISCAL STATUS REPORT INFORMATION

#### A. FUND BALANCES

<u>Year</u>	<u>Principal Amt Outstanding(\$)</u>	<u>Minimum Bond Reserve(\$)</u>	<u>Bond Reserve Fund(\$)</u>	<u>Capitalized Interest(\$)</u>	<u>Construction Fund(\$)</u>
01/02	5,155,000	627,358	628,504	0	4
02/03	4,790,000	627,358	632,001	0	7
03/04	4,410,000	627,358	628,500	0	1
04/05	4,010,000	628,500	628,500	0	8
05/06	3,590,000	640,035	640,035	0	25
06/07	3,150,000	640,035	646,329	0	14

#### B. TAX COLLECTION

<u>Taxes Due(\$)</u>	<u>Taxes Unpaid(\$)</u>	<u>Percent</u>	<u>Teeter Plan</u>
589,845	0	0	No
625,133	0	0	No
637,494	0	0	No
633,359	0	0	No
603,754	0	0	No
597,553	0	0	No

#### C. DELINQUENT PARCELS

<u>Year</u>	<u>Reporting Date</u>	<u># of Parcels</u>	<u>Total Amount Due(\$)</u>
01/02		0	0
02/03	10-01-03	0	0
03/04	09-17-04	0	0
04/05	09-22-05	0	0
05/06	08-30-06	0	0
06/07	08-30-07	0	0

#### D. FORECLOSURE

<u># of Parcels</u>	<u>Total Amount of Taxes Due (\$)</u>
0	0
0	0
0	0
0	0
0	0
0	0

#### E. ASSESSED VALUE OF PARCELS

<u>Reporting Date</u>	<u>Appraisal/ Tax Roll</u>	<u>Assessed Value(\$)</u>
07-31-02	Tax Roll	54,900,000
10-01-03	Tax Roll	50,308,333
09-17-04	Tax Roll	51,247,578
09-22-05	Tax Roll	52,272,520
08-30-06	Tax Roll	53,317,961
08-30-07	Tax Roll	54,661,520

#### F. MISCELLANEOUS



## 2007 MELLO-ROOS YEARLY FISCAL STATUS REPORT

<u>Date</u>	<u>Amount(\$)</u>	<u>Issuing Entity, County, Type of Debt, Purpose</u>	<u>Rating(s) Enhancmt</u>	<u>Type of Sale</u>	<u>Role, Participant</u>	<u>Maturity Date/ Type</u>	<u>Interest Rate/ Type</u>
05-08-03	\$17,435,000	William S Hart Union High School District CFD No 2002-1 Los Angeles CDIAC Number: 2003-0265 Limited tax obligation bond K-12 school facility	NR	Neg	(BC) Bowie Arneson Wiles (TR) Zions First Natl Bk (UW) Stone & Youngberg	09-01-33 Comb	6.026 TIC

### YEARLY FISCAL STATUS REPORT INFORMATION

#### A. FUND BALANCES

<u>Year</u>	<u>Principal Amt Outstanding(\$)</u>	<u>Minimum Bond Reserve(\$)</u>	<u>Bond Reserve Fund(\$)</u>	<u>Capitalized Interest(\$)</u>	<u>Construction Fund(\$)</u>
02/03	17,435,000	1,693,753	1,694,126	287,584	14,854,124
03/04	17,435,000	1,697,660	1,700,058	0	9,054,599
04/05	17,435,000	1,712,490	1,712,490	0	1,000,667
05/06	17,425,000	1,712,490	1,772,441	0	1,565
06/07	17,395,000	1,743,500	1,751,257	0	0

#### B. TAX COLLECTION

<u>Year</u>	<u>Taxes Due(\$)</u>	<u>Taxes Unpaid(\$)</u>	<u>Percent</u>	<u>Teeter Plan</u>
02/03	0	0	0	No
03/04	1,045,622	0	0	No
04/05	1,067,572	42,603	4	No
05/06	1,193,042	48,043	4	No
06/07	1,216,908	53,387	4	No

#### C. DELINQUENT PARCELS

<u>Year</u>	<u>Reporting Date</u>	<u># of Parcels</u>	<u>Total Amount Due(\$)</u>
02/03		0	0
03/04	07-01-04	0	0
04/05	06-30-05	59	42,603
05/06	06-30-06	58	51,450
06/07	06-30-07	68	74,370

#### D. FORECLOSURE

<u># of Parcels</u>	<u>Total Amount of Taxes Due (\$)</u>
0	0
0	0
0	0
0	0
0	0

#### E. ASSESSED VALUE OF PARCELS

<u>Reporting Date</u>	<u>Appraisal/ Tax Roll</u>	<u>Assessed Value(\$)</u>
06-30-03	Appraisal	167,800,000
07-01-04	Tax Roll	244,339,694
07-01-05	Tax Roll	507,019,034
07-01-06	Tax Roll	584,107,586
07-01-07	Tax Roll	610,965,904

#### F. MISCELLANEOUS





## 2007 MELLO-ROOS YEARLY FISCAL STATUS REPORT

<u>Date</u>	<u>Amount(\$)</u>	<u>Issuing Entity, County, Type of Debt, Purpose</u>	<u>Rating(s) Enhancmt</u>	<u>Type of Sale</u>	<u>Role, Participant</u>	<u>Maturity Date/ Type</u>	<u>Interest Rate/ Type</u>
01-14-05	\$5,690,000	William S Hart Union High School District CFD No 2004-1 Los Angeles CDIAC Number: 2004-1932 Limited tax obligation bond K-12 school facility School Facs & Cap Imp	NR	Neg	(BC) Bowie Arneson Wiles (TR) Zions First Natl Bk (UW) Stone & Youngberg	09-01-35 Comb	5.447 NIC

### YEARLY FISCAL STATUS REPORT INFORMATION

#### A. FUND BALANCES

<u>Year</u>	<u>Principal Amt Outstanding(\$)</u>	<u>Minimum Bond Reserve(\$)</u>	<u>Bond Reserve Fund(\$)</u>	<u>Capitalized Interest(\$)</u>	<u>Construction Fund(\$)</u>
04/05	5,690,000	512,014	522,639	0	3,168,542
05/06	5,690,000	512,014	549,934	8	38,228
06/07	5,685,000	526,354	527,278	0	36,037

#### B. TAX COLLECTION

<u>Year</u>	<u>Taxes Due(\$)</u>	<u>Taxes Unpaid(\$)</u>	<u>Percent</u>	<u>Teeter Plan</u>
04/05	0	0	0	No
05/06	0	0	0	No
06/07	365,728	59,704	16	No

#### C. DELINQUENT PARCELS

<u>Year</u>	<u>Reporting Date</u>	<u># of Parcels</u>	<u>Total Amount Due(\$)</u>
04/05	06-30-05	0	0
05/06	06-30-06	0	0
06/07	06-30-07	34	59,704

#### D. FORECLOSURE

<u># of Parcels</u>	<u>Total Amount of Taxes Due (\$)</u>
0	0
0	0
29	53,822

#### E. ASSESSED VALUE OF PARCELS

<u>Reporting Date</u>	<u>Appraisal/ Tax Roll</u>	<u>Assessed Value(\$)</u>
07-01-05	Tax Roll	19,326,258
07-01-06	Tax Roll	76,331,742
07-01-07	Tax Roll	93,656,134

#### F. MISCELLANEOUS



## 2007 MELLO-ROOS YEARLY FISCAL STATUS REPORT

<u>Date</u>	<u>Amount(\$)</u>	<u>Issuing Entity, County, Type of Debt, Purpose</u>	<u>Rating(s) Enhancmt</u>	<u>Type of Sale</u>	<u>Role, Participant</u>	<u>Maturity Date/ Type</u>	<u>Interest Rate/ Type</u>
01-12-06	\$18,605,000	William S Hart Union High School District CFD No 2005-1 Los Angeles CDIAC Number: 2005-1981 Limited tax obligation bond K-12 school facility SSC/Plum Canyon-School, & Co B & T Fees	NR	Neg	(BC) Bowie Arneson Wiles (TR) Zions First Natl Bk (UW) Stone & Youngberg	09-01-36 Comb	5.353 NIC

### YEARLY FISCAL STATUS REPORT INFORMATION

#### A. FUND BALANCES

<u>Year</u>	<u>Principal Amt Outstanding(\$)</u>	<u>Minimum Bond Reserve(\$)</u>	<u>Bond Reserve Fund(\$)</u>	<u>Capitalized Interest(\$)</u>	<u>Construction Fund(\$)</u>
05/06	18,605,000	1,644,307	1,689,708	982,345	13,264,923
06/07	18,605,000	1,674,906	1,682,862	1,520	193,623

#### B. TAX COLLECTION

<u>Taxes Due(\$)</u>	<u>Taxes Unpaid(\$)</u>	<u>Percent</u>	<u>Teeter Plan</u>
0	0	0	No
638,436	12,575	2	No

#### C. DELINQUENT PARCELS

<u>Year</u>	<u>Reporting Date</u>	<u># of Parcels</u>	<u>Total Amount Due(\$)</u>
05/06	06-30-06	0	0
06/07	06-30-07	7	12,575

#### D. FORECLOSURE

<u># of Parcels</u>	<u>Total Amount of Taxes Due (\$)</u>
0	0
0	0

#### E. ASSESSED VALUE OF PARCELS

<u>Reporting Date</u>	<u>Appraisal/ Tax Roll</u>	<u>Assessed Value(\$)</u>
07-01-06	Appraisal	103,990,000
07-01-07	Tax Roll	106,602,933

#### F. MISCELLANEOUS



## 2007 MELLO-ROOS YEARLY FISCAL STATUS REPORT

<u>Date</u>	<u>Amount(\$)</u>	<u>Issuing Entity, County, Type of Debt, Purpose</u>	<u>Rating(s) Enhancmt</u>	<u>Type of Sale</u>	<u>Role, Participant</u>	<u>Maturity Date/ Type</u>	<u>Interest Rate/ Type</u>
02-21-95	\$4,705,000	William S Hart Union High School District CFD No 87-1 Los Angeles CDIAC Number: 1995-0257 Limited tax obligation bond K-12 school facility Refunding	NR	Neg	(BC) Bowie Arneson Kadi (TR) First Interstate CA (UW) Wm S Hart Jt SFA	08-15-18 Comb	6.575 NIC

### YEARLY FISCAL STATUS REPORT INFORMATION

#### A. FUND BALANCES

<u>Year</u>	<u>Principal Amt Outstanding(\$)</u>	<u>Minimum Bond Reserve(\$)</u>	<u>Bond Reserve Fund(\$)</u>	<u>Capitalized Interest(\$)</u>	<u>Construction Fund(\$)</u>
01/02	4,005,000	2,011,490	2,031,608	0	260,612
02/03	3,870,000	1,995,538	2,033,611	0	262,014
03/04	3,725,000	404,181	0	0	262,093
05/06	3,460,000	337,950	337,950	0	272,950
06/07	3,190,000	337,950	337,990	0	285,299

#### B. TAX COLLECTION

<u>Taxes Due(\$)</u>	<u>Taxes Unpaid(\$)</u>	<u>Percent</u>	<u>Teeter Plan</u>
359,324	7,823	2	No
366,511	7,913	2	No
373,841	8,886	2	No
388,940	8,356	2	No
416,705	11,692	3	No

#### C. DELINQUENT PARCELS

<u>Year</u>	<u>Reporting Date</u>	<u># of Parcels</u>	<u>Total Amount Due(\$)</u>
01/02	08-01-02	24	10,385
02/03	07-01-03	23	11,271
03/04	06-30-04	30	11,322
05/06	06-30-06	18	9,645
06/07	06-30-07	21	14,507

#### D. FORECLOSURE

<u># of Parcels</u>	<u>Total Amount of Taxes Due (\$)</u>
0	0
0	0
0	0
0	0
0	0

#### E. ASSESSED VALUE OF PARCELS

<u>Reporting Date</u>	<u>Appraisal/ Tax Roll</u>	<u>Assessed Value(\$)</u>
06-30-02	Tax Roll	134,743,792
06-30-03	Tax Roll	149,999,664
06-30-04	Tax Roll	156,404,246
07-01-06	Tax Roll	179,960,630
07-01-07	Tax Roll	189,403,773

#### F. MISCELLANEOUS



## 2007 MELLO-ROOS YEARLY FISCAL STATUS REPORT

<u>Date</u>	<u>Amount(\$)</u>	<u>Issuing Entity, County, Type of Debt, Purpose</u>	<u>Rating(s) Enhancmt</u>	<u>Type of Sale</u>	<u>Role, Participant</u>	<u>Maturity Date/ Type</u>	<u>Interest Rate/ Type</u>
02-21-95	\$14,200,000	William S Hart Union High School District CFD No 88-4 Los Angeles CDIAC Number: 1995-0259 Limited tax obligation bond K-12 school facility Refunding	NR	Neg	(BC) Bowie Arneson Kadi (TR) First Interstate CA (UW) Wm S Hart Jt SFA	08-15-14 Comb	6.85 NIC

### YEARLY FISCAL STATUS REPORT INFORMATION

#### A. FUND BALANCES

<u>Year</u>	<u>Principal Amt Outstanding(\$)</u>	<u>Minimum Bond Reserve(\$)</u>	<u>Bond Reserve Fund(\$)</u>	<u>Capitalized Interest(\$)</u>	<u>Construction Fund(\$)</u>
01/02	12,105,000	2,011,490	2,031,608	0	22,869
02/03	11,600,000	1,995,538	2,033,611	0	22,993
03/04	11,045,000	1,420,000	0	0	23,001
05/06	10,080,000	1,031,000	1,043,942	0	23,955
06/07	9,215,000	1,043,942	1,044,065	0	25,041

#### B. TAX COLLECTION

<u>Taxes Due(\$)</u>	<u>Taxes Unpaid(\$)</u>	<u>Percent</u>	<u>Teeter Plan</u>
1,189,001	18,177	2	No
1,212,784	15,303	1	No
1,237,052	28,032	2	No
1,287,012	16,209	1	No
1,312,749	29,818	2	No

#### C. DELINQUENT PARCELS

<u>Year</u>	<u>Reporting Date</u>	<u># of Parcels</u>	<u>Total Amount Due(\$)</u>
01/02	08-01-02	49	30,899
02/03	07-01-03	48	19,785
03/04	06-30-04	79	31,539
05/06	06-30-06	36	18,998
06/07	06-30-07	50	37,975

#### D. FORECLOSURE

<u># of Parcels</u>	<u>Total Amount of Taxes Due (\$)</u>
0	0
0	0
0	0
0	0
0	0

#### E. ASSESSED VALUE OF PARCELS

<u>Reporting Date</u>	<u>Appraisal/ Tax Roll</u>	<u>Assessed Value(\$)</u>
06-30-02	Tax Roll	575,412,441
06-30-03	Tax Roll	632,302,036
06-30-04	Tax Roll	654,202,247
07-01-06	Tax Roll	754,106,256
07-01-07	Tax Roll	793,829,386

#### F. MISCELLANEOUS



## 2007 MELLO-ROOS YEARLY FISCAL STATUS REPORT

<u>Date</u>	<u>Amount(\$)</u>	<u>Issuing Entity, County, Type of Debt, Purpose</u>	<u>Rating(s) Enhancmt</u>	<u>Type of Sale</u>	<u>Role, Participant</u>	<u>Maturity Date/ Type</u>	<u>Interest Rate/ Type</u>
02-21-95	\$1,790,000	William S Hart Union High School District CFD No 89-2 Los Angeles CDIAC Number: 1995-0258 Limited tax obligation bond K-12 school facility Refunding	NR	Neg	(BC) Bowie Arneson Kadi (TR) First Interstate CA (UW) Wm S Hart Jt SFA	08-15-14 Comb	6.75 NIC

### YEARLY FISCAL STATUS REPORT INFORMATION

#### A. FUND BALANCES

<u>Year</u>	<u>Principal Amt Outstanding(\$)</u>	<u>Minimum Bond Reserve(\$)</u>	<u>Bond Reserve Fund(\$)</u>	<u>Capitalized Interest(\$)</u>	<u>Construction Fund(\$)</u>
01/02	1,425,000	2,011,490	2,031,608	0	116,600
02/03	1,355,000	1,995,538	2,033,611	0	117,229
03/04	1,280,000	171,763	0	0	117,268
05/06	1,155,000	118,000	120,108	0	122,119
06/07	1,055,000	120,108	120,122	0	127,644

#### B. TAX COLLECTION

<u>Taxes Due(\$)</u>	<u>Taxes Unpaid(\$)</u>	<u>Percent</u>	<u>Teeter Plan</u>
145,245	3,552	2	No
148,151	3,209	2	No
151,114	4,833	3	No
157,218	5,519	4	No
160,362	5,982	4	No

#### C. DELINQUENT PARCELS

<u>Year</u>	<u>Reporting Date</u>	<u># of Parcels</u>	<u>Total Amount Due(\$)</u>
01/02	10-03-01	15	3,996
02/03	07-01-03	14	4,853
03/04	06-30-04	18	6,702
05/06	06-30-06	16	6,565
06/07	06-30-07	16	7,353

#### D. FORECLOSURE

<u># of Parcels</u>	<u>Total Amount of Taxes Due (\$)</u>
0	0
0	0
0	0
0	0
0	0

#### E. ASSESSED VALUE OF PARCELS

<u>Reporting Date</u>	<u>Appraisal/ Tax Roll</u>	<u>Assessed Value(\$)</u>
06-30-02	Tax Roll	45,203,200
06-30-03	Tax Roll	54,454,835
06-30-04	Tax Roll	58,667,898
07-01-06	Tax Roll	77,660,201
07-01-07	Tax Roll	84,724,045

#### F. MISCELLANEOUS



## 2007 MELLO-ROOS YEARLY FISCAL STATUS REPORT

<u>Date</u>	<u>Amount(\$)</u>	<u>Issuing Entity, County, Type of Debt, Purpose</u>	<u>Rating(s) Enhancmt</u>	<u>Type of Sale</u>	<u>Role, Participant</u>	<u>Maturity Date/ Type</u>	<u>Interest Rate/ Type</u>
05-20-04	\$1,550,000	William S Hart Union High School District CFD No 99-1 Los Angeles CDIAC Number: 2004-0473 Limited tax obligation bond K-12 school facility Federally Taxable State Taxable	NR	Neg	(BC) Bowie Arneson Wiles (TR) Zions First Natl Bk (UW) Wm S Hart Jt SFA	09-01-34 Comb	5.691 NIC

### YEARLY FISCAL STATUS REPORT INFORMATION

#### A. FUND BALANCES

<u>Year</u>	<u>Principal Amt Outstanding(\$)</u>	<u>Minimum Bond Reserve(\$)</u>	<u>Bond Reserve Fund(\$)</u>	<u>Capitalized Interest(\$)</u>	<u>Construction Fund(\$)</u>
03/04	1,550,000	111,916	111,916	0	1,349,645
04/05	1,550,000	111,916	113,566	0	1,369,544
06/07	1,500,000	111,916	112,208	0	0

#### B. TAX COLLECTION

<u>Taxes Due(\$)</u>	<u>Taxes Unpaid(\$)</u>	<u>Percent</u>	<u>Teeter Plan</u>
140,438	5,957	4	No
139,988	3,994	3	No
139,988	5,772	4	No

#### C. DELINQUENT PARCELS

<u>Year</u>	<u>Reporting Date</u>	<u># of Parcels</u>	<u>Total Amount Due(\$)</u>
03/04	06-30-04	27	7,250
04/05	06-30-05	12	3,994
06/07	06-30-07	20	6,551

#### D. FORECLOSURE

<u># of Parcels</u>	<u>Total Amount of Taxes Due (\$)</u>
0	0
0	0
0	0

#### E. ASSESSED VALUE OF PARCELS

<u>Reporting Date</u>	<u>Appraisal/ Tax Roll</u>	<u>Assessed Value(\$)</u>
06-30-04	Tax Roll	144,724,895
07-01-05	Tax Roll	154,652,993
07-01-07	Tax Roll	182,412,970

#### F. MISCELLANEOUS



## 2007 MELLO-ROOS YEARLY FISCAL STATUS REPORT

<u>Date</u>	<u>Amount(\$)</u>	<u>Issuing Entity, County, Type of Debt, Purpose</u>	<u>Rating(s) Enhancmt</u>	<u>Type of Sale</u>	<u>Role, Participant</u>	<u>Maturity Date/ Type</u>	<u>Interest Rate/ Type</u>
06-07-07	\$8,615,000	Chowchilla CFD No 2006-1 Madera CDIAC Number: 2007-0762 Limited tax obligation bond Multiple capital improvements, public works IA 1	NR	Neg	(BC) Hargrove & Costanzo (TR) US Bank Natl Assoc (UW) E J De La Rosa	09-21-37 Comb	5.18 TIC

### YEARLY FISCAL STATUS REPORT INFORMATION

#### A. FUND BALANCES

<u>Year</u>	<u>Principal Amt Outstanding(\$)</u>	<u>Minimum Bond Reserve(\$)</u>	<u>Bond Reserve Fund(\$)</u>	<u>Capitalized Interest(\$)</u>	<u>Construction Fund(\$)</u>
06/07	8,615,000	565,861	565,861	782,648	0

#### B. TAX COLLECTION

<u>Taxes Due(\$)</u>	<u>Taxes Unpaid(\$)</u>	<u>Percent</u>	<u>Teeter Plan</u>
0	0	0	No

#### C. DELINQUENT PARCELS

<u>Year</u>	<u>Reporting Date</u>	<u># of Parcels</u>	<u>Total Amount Due(\$)</u>
06/07	05-14-07	0	0

#### D. FORECLOSURE

<u># of Parcels</u>	<u>Total Amount of Taxes Due (\$)</u>
0	0

#### E. ASSESSED VALUE OF PARCELS

<u>Reporting Date</u>	<u>Appraisal/ Tax Roll</u>	<u>Assessed Value(\$)</u>
07-30-07	Tax Roll	44,706,238

#### F. MISCELLANEOUS



## 2007 MELLO-ROOS YEARLY FISCAL STATUS REPORT

<u>Date</u>	<u>Amount(\$)</u>	<u>Issuing Entity, County, Type of Debt, Purpose</u>	<u>Rating(s) Enhancmt</u>	<u>Type of Sale</u>	<u>Role, Participant</u>	<u>Maturity Date/ Type</u>	<u>Interest Rate/ Type</u>
11-30-06	\$2,885,000	Madera CFD No 2006-1 Madera CDIAC Number: 2006-1376 Limited tax obligation bond Multiple capital improvements, public works Specific Plan	NR	Neg	(BC) Orrick Herrington (TR) The Bank of NY Trust Co (UW) Piper Jaffray & Co	09-01-36 Comb	4.969 NIC

### YEARLY FISCAL STATUS REPORT INFORMATION

#### A. FUND BALANCES

<u>Year</u>	<u>Principal Amt Outstanding(\$)</u>	<u>Minimum Bond Reserve(\$)</u>	<u>Bond Reserve Fund(\$)</u>	<u>Capitalized Interest(\$)</u>	<u>Construction Fund(\$)</u>
06/07	2,885,000	251,886	250,027	0	0

#### B. TAX COLLECTION

<u>Taxes Due(\$)</u>	<u>Taxes Unpaid(\$)</u>	<u>Percent</u>	<u>Teeter Plan</u>
0	0	0	No

#### C. DELINQUENT PARCELS

<u>Year</u>	<u>Reporting Date</u>	<u># of Parcels</u>	<u>Total Amount Due(\$)</u>
06/07	05-14-07	0	0

#### D. FORECLOSURE

<u># of Parcels</u>	<u>Total Amount of Taxes Due (\$)</u>
0	0

#### E. ASSESSED VALUE OF PARCELS

<u>Reporting Date</u>	<u>Appraisal/ Tax Roll</u>	<u>Assessed Value(\$)</u>
07-01-07	Tax Roll	32,102,399

#### F. MISCELLANEOUS





## 2007 MELLO-ROOS YEARLY FISCAL STATUS REPORT

<u>Date</u>	<u>Amount(\$)</u>	<u>Issuing Entity, County, Type of Debt, Purpose</u>	<u>Rating(s) Enhancmt</u>	<u>Type of Sale</u>	<u>Role, Participant</u>	<u>Maturity Date/ Type</u>	<u>Interest Rate/ Type</u>
12-14-93	\$910,000	Madera County CFD No 93-1 Madera CDIAC Number: 1993-1868 Limited tax obligation bond Multiple capital improvements, public works Rio Mesa	NR	Comp	(BC) Jones Hall Hill (FA) Fieldman Rolapp (UW) Stone & Youngberg	Serial	6.057 NIC

### YEARLY FISCAL STATUS REPORT INFORMATION

#### A. FUND BALANCES

<u>Year</u>	<u>Principal Amt Outstanding(\$)</u>	<u>Minimum Bond Reserve(\$)</u>	<u>Bond Reserve Fund(\$)</u>	<u>Capitalized Interest(\$)</u>	<u>Construction Fund(\$)</u>
01/02	575,000	91,000	91,436	0	0
02/03	515,000	91,000	90,521	0	0
03/04	440,000	91,000	90,218	0	0
04/05	375,000	91,000	91,203	0	0
05/06	305,000	91,000	92,865	0	0
06/07	230,000	91,000	92,865	0	0

#### B. TAX COLLECTION

<u>Year</u>	<u>Taxes Due(\$)</u>	<u>Taxes Unpaid(\$)</u>	<u>Percent</u>	<u>Teeter Plan</u>
01/02	72,444	5,019	7	No
02/03	108,840	30,795	28	No
03/04	117,258	12,152	10	No
04/05	80,288	11,677	15	No
05/06	96,000	6,689	7	No
06/07	92,985	20,639	22	No

#### C. DELINQUENT PARCELS

<u>Year</u>	<u>Reporting Date</u>	<u># of Parcels</u>	<u>Total Amount Due(\$)</u>
01/02	06-30-02	7	6,147
02/03	06-30-03	35	36,839
03/04	06-30-04	31	21,840
04/05	06-30-05	48	33,517
05/06	06-30-06	10	14,589
06/07	06-30-07	25	31,393

#### D. FORECLOSURE

<u># of Parcels</u>	<u>Total Amount of Taxes Due (\$)</u>
0	0
0	0
0	0
0	0
0	0
0	0

#### E. ASSESSED VALUE OF PARCELS

<u>Reporting Date</u>	<u>Appraisal/ Tax Roll</u>	<u>Assessed Value(\$)</u>
06-30-02	Tax Roll	53,564,287
06-30-03	Tax Roll	49,244,328
07-01-04	Tax Roll	50,496,771
07-01-05	Tax Roll	63,075,463
07-01-06	Tax Roll	71,176,161
07-01-07	Tax Roll	106,350,360

#### F. MISCELLANEOUS



## 2007 MELLO-ROOS YEARLY FISCAL STATUS REPORT

<u>Date</u>	<u>Amount(\$)</u>	<u>Issuing Entity, County, Type of Debt, Purpose</u>	<u>Rating(s) Enhancmt</u>	<u>Type of Sale</u>	<u>Role, Participant</u>	<u>Maturity Date/ Type</u>	<u>Interest Rate/ Type</u>
07-21-94	\$1,805,000	Madera County CFD No 94-1 Madera CDIAC Number: 1994-0531 Limited tax obligation bond College, university facility	NR	Comp	(BC) Jones Hall Hill (FA) Fieldman Rolapp (TR) First Interstate CA (UW) Stone & Youngberg	09-01-09 Serial	7.122 NIC

### YEARLY FISCAL STATUS REPORT INFORMATION

#### A. FUND BALANCES

<u>Year</u>	<u>Principal Amt Outstanding(\$)</u>	<u>Minimum Bond Reserve(\$)</u>	<u>Bond Reserve Fund(\$)</u>	<u>Capitalized Interest(\$)</u>	<u>Construction Fund(\$)</u>
01/02	1,170,000	180,500	181,196	0	0
02/03	1,055,000	180,500	180,712	0	0
03/04	935,000	180,500	175,493	0	0
04/05	805,000	66,500	177,498	0	0
05/06	665,000	180,500	180,500	0	0
06/07	515,000	66,500	180,500	0	0

#### B. TAX COLLECTION

<u>Year</u>	<u>Taxes Due(\$)</u>	<u>Taxes Unpaid(\$)</u>	<u>Percent</u>	<u>Teeter Plan</u>
01/02	53,918	4,677	9	No
02/03	179,382	31,122	17	No
03/04	219,879	38,148	17	No
04/05	241,867	0	0	No
05/06	172,737	12,075	7	No
06/07	158,176	12,075	8	No

#### C. DELINQUENT PARCELS

<u>Year</u>	<u>Reporting Date</u>	<u># of Parcels</u>	<u>Total Amount Due(\$)</u>
01/02	06-30-02	1	4,677
02/03	06-30-03	1	35,799
03/04	06-30-04	1	73,946
04/05	06-30-05	0	0
05/06	06-30-06	1	12,075
06/07	06-30-07	1	12,075

#### D. FORECLOSURE

<u># of Parcels</u>	<u>Total Amount of Taxes Due (\$)</u>
0	0
0	0
1	73,946
0	0
0	0
0	0

#### E. ASSESSED VALUE OF PARCELS

<u>Reporting Date</u>	<u>Appraisal/ Tax Roll</u>	<u>Assessed Value(\$)</u>
06-30-02	Tax Roll	7,769,110
06-30-03	Tax Roll	8,256,740
07-01-04	Tax Roll	7,171,388
07-01-05	Tax Roll	10,740,991
07-01-06	Tax Roll	14,391,837
07-01-07	Tax Roll	14,758,901

#### F. MISCELLANEOUS



## 2007 MELLO-ROOS YEARLY FISCAL STATUS REPORT

<u>Date</u>	<u>Amount(\$)</u>	<u>Issuing Entity, County, Type of Debt, Purpose</u>	<u>Rating(s) Enhancmt</u>	<u>Type of Sale</u>	<u>Role, Participant</u>	<u>Maturity Date/ Type</u>	<u>Interest Rate/ Type</u>
09-20-04	\$2,600,000	Bel Marin Keys Community Services District CFD No 2001-1 Marin CDIAC Number: 2004-1641 Limited tax obligation bond Multiple capital improvements, public works Marine Facs Imp Measure E Series 1	S:AAA/A-     Ins	Comp	(BC) Jones Hall (FA) William F Euphrat (EN) XL Capital Assurance (TR) BNY Western Trust (UW) Piper Jaffray & Co	09-01-22 Term	3.672 NIC

### YEARLY FISCAL STATUS REPORT INFORMATION

#### A. FUND BALANCES

<u>Year</u>	<u>Principal Amt Outstanding(\$)</u>	<u>Minimum Bond Reserve(\$)</u>	<u>Bond Reserve Fund(\$)</u>	<u>Capitalized Interest(\$)</u>	<u>Construction Fund(\$)</u>
04/05	2,600,000	214,600	218,146	0	120,932
05/06	2,490,000	210,000	219,080	0	15,896
06/07	2,375,000	210,000	219,156	0	5,710

#### B. TAX COLLECTION

<u>Year</u>	<u>Taxes Due(\$)</u>	<u>Taxes Unpaid(\$)</u>	<u>Percent</u>	<u>Teeter Plan</u>
04/05	249,865	5,198	2	No
05/06	227,526	11,219	5	Yes
06/07	223,048	2,406	1	Yes

#### C. DELINQUENT PARCELS

<u>Year</u>	<u>Reporting Date</u>	<u># of Parcels</u>	<u>Total Amount Due(\$)</u>
04/05	06-30-05	24	5,198
05/06	06-30-06	46	11,219
06/07	06-30-07	8	2,406

#### D. FORECLOSURE

<u># of Parcels</u>	<u>Total Amount of Taxes Due (\$)</u>
0	0
0	0
0	0

#### E. ASSESSED VALUE OF PARCELS

<u>Reporting Date</u>	<u>Appraisal/ Tax Roll</u>	<u>Assessed Value(\$)</u>
01-01-05	Tax Roll	275,887,088
01-01-06	Tax Roll	274,062,824
01-01-07	Tax Roll	293,037,636

#### F. MISCELLANEOUS



## 2007 MELLO-ROOS YEARLY FISCAL STATUS REPORT

<u>Date</u>	<u>Amount(\$)</u>	<u>Issuing Entity, County, Type of Debt, Purpose</u>	<u>Rating(s) Enhancmt</u>	<u>Type of Sale</u>	<u>Role, Participant</u>	<u>Maturity Date/ Type</u>	<u>Interest Rate/ Type</u>
09-20-04	\$5,600,000	Bel Marin Keys Community Services District CFD No 2001-2 Marin CDIAC Number: 2004-1642 Limited tax obligation bond Multiple capital improvements, public works Dredging & Marine Imp Measure F Series 2	S:AAA/A-    Ins	Comp	(BC) Jones Hall (FA) William F Euphrat (EN) XL Capital Assurance (TR) BNY Western Trust (UW) Stone & Youngberg	09-01-22 Serial	3.774 NIC

### YEARLY FISCAL STATUS REPORT INFORMATION

#### A. FUND BALANCES

<u>Year</u>	<u>Principal Amt Outstanding(\$)</u>	<u>Minimum Bond Reserve(\$)</u>	<u>Bond Reserve Fund(\$)</u>	<u>Capitalized Interest(\$)</u>	<u>Construction Fund(\$)</u>
04/05	5,600,000	437,850	450,384	0	4,990,822
05/06	5,345,000	437,850	452,341	0	3,551,928
06/07	5,100,000	437,850	452,468	0	2,366,310

#### B. TAX COLLECTION

<u>Year</u>	<u>Taxes Due(\$)</u>	<u>Taxes Unpaid(\$)</u>	<u>Percent</u>	<u>Teeter Plan</u>
04/05	532,450	10,598	2	No
05/06	448,837	21,595	5	Yes
06/07	441,706	4,442	1	Yes

#### C. DELINQUENT PARCELS

<u>Year</u>	<u>Reporting Date</u>	<u># of Parcels</u>	<u>Total Amount Due(\$)</u>
04/05	06-30-05	24	10,598
05/06	06-30-06	47	21,595
06/07	06-30-07	8	4,442

#### D. FORECLOSURE

<u># of Parcels</u>	<u>Total Amount of Taxes Due (\$)</u>
0	0
0	0
0	0

#### E. ASSESSED VALUE OF PARCELS

<u>Reporting Date</u>	<u>Appraisal/ Tax Roll</u>	<u>Assessed Value(\$)</u>
01-01-05	Tax Roll	275,887,088
01-01-06	Tax Roll	277,596,833
01-01-07	Tax Roll	296,689,409

#### F. MISCELLANEOUS



## 2007 MELLO-ROOS YEARLY FISCAL STATUS REPORT

<u>Date</u>	<u>Amount(\$)</u>	<u>Issuing Entity, County, Type of Debt, Purpose</u>	<u>Rating(s) Enhancmt</u>	<u>Type of Sale</u>	<u>Role, Participant</u>	<u>Maturity Date/ Type</u>	<u>Interest Rate/ Type</u>
03-26-96	\$1,600,000	Belvedere-Tiburon Library Agency CFD No 1995-1 Marin CDIAC Number: 1996-0252 Limited tax obligation bond Public building Library	NR	Neg	(BC) Orrick Herrington (FA) Mark Pressman (TR) First Trust of CA (UW) Mark Pressman	09-01-26 Serial	5.892 NIC

### YEARLY FISCAL STATUS REPORT INFORMATION

#### A. FUND BALANCES

<u>Year</u>	<u>Principal Amt Outstanding(\$)</u>	<u>Minimum Bond Reserve(\$)</u>	<u>Bond Reserve Fund(\$)</u>	<u>Capitalized Interest(\$)</u>	<u>Construction Fund(\$)</u>
01/02	1,505,000	0	0	0	0
02/03	1,480,000	0	0	0	0
03/04	1,450,000	0	0	0	0
04/05	1,450,000	0	0	0	0
05/06	1,390,000	0	0	0	0
06/07	1,355,000	0	0	0	0

#### B. TAX COLLECTION

<u>Taxes Due(\$)</u>	<u>Taxes Unpaid(\$)</u>	<u>Percent</u>	<u>Teeter Plan</u>
287,298	7,095	2	Yes
287,166	11,484	4	Yes
286,506	9,900	3	Yes
286,044	5,610	2	Yes
285,780	4,917	2	Yes
285,516	12,837	4	Yes

#### C. DELINQUENT PARCELS

<u>Year</u>	<u>Reporting Date</u>	<u># of Parcels</u>	<u>Total Amount Due(\$)</u>
01/02	06-25-02	177	11,154
02/03	06-25-03	262	15,510
03/04	06-25-04	232	15,312
04/05	06-25-05	125	5,610
05/06	06-30-06	109	7,425
06/07	06-30-07	319	15,543

#### D. FORECLOSURE

<u># of Parcels</u>	<u>Total Amount of Taxes Due (\$)</u>
0	0
0	0
0	0
0	0
0	0
0	0

#### E. ASSESSED VALUE OF PARCELS

<u>Reporting Date</u>	<u>Appraisal/ Tax Roll</u>	<u>Assessed Value(\$)</u>
01-01-02	Tax Roll	3,302,236,927
01-01-03	Tax Roll	3,638,696,487
01-01-04	Tax Roll	3,895,635,815
01-01-05	Tax Roll	3,969,693,061
01-01-06	Tax Roll	4,487,755,392
01-01-07	Tax Roll	4,799,230,892

#### F. MISCELLANEOUS



## 2007 MELLO-ROOS YEARLY FISCAL STATUS REPORT

<u>Date</u>	<u>Amount(\$)</u>	<u>Issuing Entity, County, Type of Debt, Purpose</u>	<u>Rating(s) Enhancmt</u>	<u>Type of Sale</u>	<u>Role, Participant</u>	<u>Maturity Date/ Type</u>	<u>Interest Rate/ Type</u>
05-25-04	\$1,805,000	Larkspur CFD No 1987-1 Marin CDIAC Number: 2004-0620 Limited tax obligation bond Multiple capital improvements, public works Drakes Landing Residential Community Refunding	NR	Neg	(BC) Quint & Thimmig (TR) Union Bank of CA (UW) Wulff Hansen & Co	08-01-13 Serial	3.732 TIC

### YEARLY FISCAL STATUS REPORT INFORMATION

#### A. FUND BALANCES

<u>Year</u>	<u>Principal Amt Outstanding(\$)</u>	<u>Minimum Bond Reserve(\$)</u>	<u>Bond Reserve Fund(\$)</u>	<u>Capitalized Interest(\$)</u>	<u>Construction Fund(\$)</u>
03/04	1,805,000	18,050	18,050	0	0
04/05	1,805,000	17,880	17,880	0	0
05/06	1,625,000	17,880	17,880	0	0
06/07	1,445,000	17,880	17,880	0	0

#### B. TAX COLLECTION

<u>Taxes Due(\$)</u>	<u>Taxes Unpaid(\$)</u>	<u>Percent</u>	<u>Teeter Plan</u>
0	0	0	Yes
254,400	0	0	Yes
252,000	0	0	Yes
244,868	5,830	2	Yes

#### C. DELINQUENT PARCELS

<u>Year</u>	<u>Reporting Date</u>	<u># of Parcels</u>	<u>Total Amount Due(\$)</u>
03/04		0	0
04/05	06-30-05	0	0
05/06	06-30-06	0	0
06/07	06-30-07	4	5,830

#### D. FORECLOSURE

<u># of Parcels</u>	<u>Total Amount of Taxes Due (\$)</u>
0	0
0	0
0	0
0	0

#### E. ASSESSED VALUE OF PARCELS

<u>Reporting Date</u>	<u>Appraisal/ Tax Roll</u>	<u>Assessed Value(\$)</u>
01-01-04	Tax Roll	64,697,302
01-01-05	Tax Roll	70,155,501
01-01-06	Tax Roll	74,895,175
01-01-07	Tax Roll	78,723,240

#### F. MISCELLANEOUS



## 2007 MELLO-ROOS YEARLY FISCAL STATUS REPORT

<u>Date</u>	<u>Amount(\$)</u>	<u>Issuing Entity, County, Type of Debt, Purpose</u>	<u>Rating(s) Enhancmt</u>	<u>Type of Sale</u>	<u>Role, Participant</u>	<u>Maturity Date/ Type</u>	<u>Interest Rate/ Type</u>
09-08-04	\$1,090,000	Larkspur Marina Financing Authority CFD No 2003-1 Marin CDIAC Number: 2004-0566 Limited tax obligation bond Other capital improvements, public works Dredging & Maintenance	NR	Neg	(BC) Quint & Thimmig (TR) Union Bank of CA (UW) Wulff Hansen & Co	09-01-22 Serial	4.964 TIC

### YEARLY FISCAL STATUS REPORT INFORMATION

#### A. FUND BALANCES

<u>Year</u>	<u>Principal Amt Outstanding(\$)</u>	<u>Minimum Bond Reserve(\$)</u>	<u>Bond Reserve Fund(\$)</u>	<u>Capitalized Interest(\$)</u>	<u>Construction Fund(\$)</u>
04/05	1,090,000	21,800	21,800	0	139,216
05/06	1,070,000	21,800	21,800	0	252,837
06/07	1,050,000	21,800	21,800	0	383,697

#### B. TAX COLLECTION

<u>Year</u>	<u>Taxes Due(\$)</u>	<u>Taxes Unpaid(\$)</u>	<u>Percent</u>	<u>Teeter Plan</u>
04/05	193,596	2,652	1	Yes
05/06	193,596	0	0	Yes
06/07	201,417	0	0	Yes

#### C. DELINQUENT PARCELS

<u>Year</u>	<u>Reporting Date</u>	<u># of Parcels</u>	<u>Total Amount Due(\$)</u>
04/05	06-30-05	1	2,652
05/06	06-30-06	0	0
06/07	06-30-07	0	0

#### D. FORECLOSURE

<u># of Parcels</u>	<u>Total Amount of Taxes Due (\$)</u>
0	0
0	0
0	0

#### E. ASSESSED VALUE OF PARCELS

<u>Reporting Date</u>	<u>Appraisal/ Tax Roll</u>	<u>Assessed Value(\$)</u>
01-01-05	Tax Roll	41,625,335
01-01-06	Tax Roll	43,659,931
01-01-07	Tax Roll	46,960,235

#### F. MISCELLANEOUS



## 2007 MELLO-ROOS YEARLY FISCAL STATUS REPORT

<u>Date</u>	<u>Amount(\$)</u>	<u>Issuing Entity, County, Type of Debt, Purpose</u>	<u>Rating(s) Enhancmt</u>	<u>Type of Sale</u>	<u>Role, Participant</u>	<u>Maturity Date/ Type</u>	<u>Interest Rate/ Type</u>
05-24-02	\$3,975,000	Marin County Open Space District CFD No 1993-1 Marin CDIAC Number: 2002-1119 Limited tax obligation bond Parks, open space Old St Hilary's Open Space Refunding	NR	Neg	(BC) Orrick Herrington (FA) Wulff Hansen & Co (TR) BNY Western Trust (UW) Marin Co Open Space FA	09-02-24 Serial	5.161 NIC

### YEARLY FISCAL STATUS REPORT INFORMATION

#### A. FUND BALANCES

<u>Year</u>	<u>Principal Amt Outstanding(\$)</u>	<u>Minimum Bond Reserve(\$)</u>	<u>Bond Reserve Fund(\$)</u>	<u>Capitalized Interest(\$)</u>	<u>Construction Fund(\$)</u>
02/03	3,769,000	0	0	0	0
03/04	3,653,000	0	0	0	0
04/05	3,534,000	0	0	0	0
05/06	3,534,000	0	0	0	0
06/07	3,412,000	0	0	0	0

#### B. TAX COLLECTION

<u>Taxes Due(\$)</u>	<u>Taxes Unpaid(\$)</u>	<u>Percent</u>	<u>Teeter Plan</u>
312,228	13,818	4	Yes
312,032	9,261	3	Yes
311,248	12,691	4	Yes
310,268	10,731	3	Yes
310,072	12,201	4	Yes

#### C. DELINQUENT PARCELS

<u>Year</u>	<u>Reporting Date</u>	<u># of Parcels</u>	<u>Total Amount Due(\$)</u>
02/03	04-17-03	225	13,818
03/04	04-29-04	150	10,682
04/05	05-10-05	213	15,484
05/06	05-23-06	168	12,642
06/07	05-14-07	196	24,843

#### D. FORECLOSURE

<u># of Parcels</u>	<u>Total Amount of Taxes Due (\$)</u>
0	0
0	0
0	0
0	0
0	0

#### E. ASSESSED VALUE OF PARCELS

<u>Reporting Date</u>	<u>Appraisal/ Tax Roll</u>	<u>Assessed Value(\$)</u>
07-01-03	Tax Roll	2,803,621,845
07-01-04	Tax Roll	3,006,326,939
07-01-05	Tax Roll	3,306,030,326
07-01-06	Tax Roll	3,571,086,737
07-03-07	Tax Roll	3,800,166,791

#### F. MISCELLANEOUS





## 2007 MELLO-ROOS YEARLY FISCAL STATUS REPORT

<u>Date</u>	<u>Amount(\$)</u>	<u>Issuing Entity, County, Type of Debt, Purpose</u>	<u>Rating(s) Enhancmt</u>	<u>Type of Sale</u>	<u>Role, Participant</u>	<u>Maturity Date/ Type</u>	<u>Interest Rate/ Type</u>
05-24-02	\$3,916,000	Marin County Open Space District CFD No 1997-1 Marin CDIAC Number: 2002-1120 Limited tax obligation bond Parks, open space Old St Hilary's Open Space Refunding	NR	Neg	(BC) Orrick Herrington (FA) Wulff Hansen & Co (TR) BNY Western Trust (UW) Marin Co Open Space FA	09-02-27 Serial	5.305 NIC

### YEARLY FISCAL STATUS REPORT INFORMATION

#### A. FUND BALANCES

<u>Year</u>	<u>Principal Amt Outstanding(\$)</u>	<u>Minimum Bond Reserve(\$)</u>	<u>Bond Reserve Fund(\$)</u>	<u>Capitalized Interest(\$)</u>	<u>Construction Fund(\$)</u>
02/03	3,736,000	0	0	0	0
03/04	3,645,000	0	0	0	0
04/05	3,550,000	0	0	0	0
05/06	3,550,000	0	0	0	0
06/07	3,451,000	0	0	0	0

#### B. TAX COLLECTION

<u>Taxes Due(\$)</u>	<u>Taxes Unpaid(\$)</u>	<u>Percent</u>	<u>Teeter Plan</u>
312,228	13,818	4	Yes
312,032	9,261	3	Yes
311,052	12,691	4	Yes
310,268	10,731	3	Yes
310,072	12,201	4	Yes

#### C. DELINQUENT PARCELS

<u>Year</u>	<u>Reporting Date</u>	<u># of Parcels</u>	<u>Total Amount Due(\$)</u>
02/03	04-17-03	225	13,818
03/04	04-29-04	150	10,682
04/05	05-10-05	213	15,484
05/06	05-23-06	168	12,642
06/07	05-14-07	196	24,843

#### D. FORECLOSURE

<u># of Parcels</u>	<u>Total Amount of Taxes Due (\$)</u>
0	0
0	0
0	0
0	0
0	0

#### E. ASSESSED VALUE OF PARCELS

<u>Reporting Date</u>	<u>Appraisal/ Tax Roll</u>	<u>Assessed Value(\$)</u>
07-01-03	Tax Roll	2,803,621,845
07-01-04	Tax Roll	3,006,326,939
07-01-05	Tax Roll	3,306,030,326
07-01-06	Tax Roll	3,571,086,737
07-03-07	Tax Roll	3,800,166,791

#### F. MISCELLANEOUS



## 2007 MELLO-ROOS YEARLY FISCAL STATUS REPORT

<u>Date</u>	<u>Amount(\$)</u>	<u>Issuing Entity, County, Type of Debt, Purpose</u>	<u>Rating(s) Enhancmt</u>	<u>Type of Sale</u>	<u>Role, Participant</u>	<u>Maturity Date/ Type</u>	<u>Interest Rate/ Type</u>
09-29-95	\$10,285,000	Marin County Redevelopment Agency CFD No 1 Marin CDIAC Number: 1995-0905 Limited tax obligation bond Multiple capital improvements, public works Marin City USA Federally Taxable	NR	Neg	(BC) Jones Hall Hill (TR) First Trust of CA (UW) Gateway IA	09-01-25 Term	7.838 NIC

### YEARLY FISCAL STATUS REPORT INFORMATION

#### A. FUND BALANCES

<u>Year</u>	<u>Principal Amt Outstanding(\$)</u>	<u>Minimum Bond Reserve(\$)</u>	<u>Bond Reserve Fund(\$)</u>	<u>Capitalized Interest(\$)</u>	<u>Construction Fund(\$)</u>	<u>Taxes Due(\$)</u>	<u>Taxes Unpaid(\$)</u>	<u>Percent</u>	<u>Teeter Plan</u>
01/02	5,069,015	0	0	0	0	158,035	649	0	No
02/03	5,019,015	0	0	0	0	0	0	0	No
03/04	5,069,019	0	0	0	0	0	0	0	No
04/05	5,069,015	0	0	0	0	161,343	1,344	1	No
05/06	5,069,015	0	0	0	0	162,490	1,406	1	No
06/07	5,069,015	1,028,500	1,043,306	0	0	0	0	0	No

#### B. TAX COLLECTION

#### C. DELINQUENT PARCELS

<u>Year</u>	<u>Reporting Date</u>	<u># of Parcels</u>	<u>Total Amount Due(\$)</u>	<u># of Parcels</u>	<u>Total Amount of Taxes Due (\$)</u>	<u>Reporting Date</u>	<u>Appraisal/ Tax Roll</u>	<u>Assessed Value(\$)</u>
01/02	06-30-02	1	1,881	0	0	07-01-02	Tax Roll	69,126,512
02/03	06-30-03	1	1,881	0	0	07-01-03	Tax Roll	71,240,941
03/04	06-30-04	0	0	0	0	07-01-04	Tax Roll	69,793,186
04/05	07-21-05	3	1,344	0	0	07-01-05	Tax Roll	73,162,481
05/06	07-21-06	3	1,406	0	0	07-01-06	Tax Roll	75,518,639
06/07	08-23-07	0	0	0	0	07-01-07	Tax Roll	77,859,845

#### D. FORECLOSURE

#### E. ASSESSED VALUE OF PARCELS

#### F. MISCELLANEOUS



## 2007 MELLO-ROOS YEARLY FISCAL STATUS REPORT

<u>Date</u>	<u>Amount(\$)</u>	<u>Issuing Entity, County, Type of Debt, Purpose</u>	<u>Rating(s) Enhancmt</u>	<u>Type of Sale</u>	<u>Role, Participant</u>	<u>Maturity Date/ Type</u>	<u>Interest Rate/ Type</u>
07-08-04	\$23,780,000	Novato CFD No 1 Marin CDIAC Number: 2004-0726 Limited tax obligation bond Multiple capital improvements, public works Vintage Oaks Refunding	NR	Comp	(BC) Jones Hall (FA) E Wagner & Assoc (TR) US Bank Natl Assoc (UW) Citigroup Global Markets	08-01-26 Serial	5.245 NIC

### YEARLY FISCAL STATUS REPORT INFORMATION

#### A. FUND BALANCES

<u>Year</u>	<u>Principal Amt Outstanding(\$)</u>	<u>Minimum Bond Reserve(\$)</u>	<u>Bond Reserve Fund(\$)</u>	<u>Capitalized Interest(\$)</u>	<u>Construction Fund(\$)</u>
04/05	23,780,000	1,828,900	1,828,900	0	0
05/06	23,140,000	1,828,900	1,828,900	0	0
06/07	22,450,000	1,828,900	1,828,900	0	0

#### B. TAX COLLECTION

<u>Year</u>	<u>Taxes Due(\$)</u>	<u>Taxes Unpaid(\$)</u>	<u>Percent</u>	<u>Teeter Plan</u>
04/05	1,847,006	0	0	Yes
05/06	1,813,668	0	0	Yes
06/07	1,760,646	0	0	Yes

#### C. DELINQUENT PARCELS

<u>Year</u>	<u>Reporting Date</u>	<u># of Parcels</u>	<u>Total Amount Due(\$)</u>
04/05		0	0
05/06	09-22-05	0	0
06/07	08-23-07	0	0

#### D. FORECLOSURE

<u># of Parcels</u>	<u>Total Amount of Taxes Due (\$)</u>
0	0
0	0
0	0

#### E. ASSESSED VALUE OF PARCELS

<u>Reporting Date</u>	<u>Appraisal/ Tax Roll</u>	<u>Assessed Value(\$)</u>
08-27-04	Tax Roll	163,930,722
09-22-05	Tax Roll	76,111,046
08-23-07	Tax Roll	78,743,193

#### F. MISCELLANEOUS



## 2007 MELLO-ROOS YEARLY FISCAL STATUS REPORT

<u>Date</u>	<u>Amount(\$)</u>	<u>Issuing Entity, County, Type of Debt, Purpose</u>	<u>Rating(s) Enhancmt</u>	<u>Type of Sale</u>	<u>Role, Participant</u>	<u>Maturity Date/ Type</u>	<u>Interest Rate/ Type</u>
08-05-04	\$22,665,000	Novato CFD No 1994-1 Marin CDIAC Number: 2004-1277 Limited tax obligation bond Multiple capital improvements, public works Hamilton Field Refunding	S:AAA    Ins	Comp	(BC) Jones Hall (FA) E Wagner & Assoc (EN) Ambac (TR) US Bank Natl Assoc (UW) Citigroup Global Markets	09-01-25 Serial	4.296 NIC

### YEARLY FISCAL STATUS REPORT INFORMATION

#### A. FUND BALANCES

<u>Year</u>	<u>Principal Amt Outstanding(\$)</u>	<u>Minimum Bond Reserve(\$)</u>	<u>Bond Reserve Fund(\$)</u>	<u>Capitalized Interest(\$)</u>	<u>Construction Fund(\$)</u>
04/05	22,665,000	0	1,643,743	0	0
05/06	21,910,000	1,643,743	1,643,743	0	0
06/07	21,140,000	1,643,743	1,643,743	0	0

#### B. TAX COLLECTION

<u>Taxes Due(\$)</u>	<u>Taxes Unpaid(\$)</u>	<u>Percent</u>	<u>Teeter Plan</u>
2,012,831	0	0	Yes
1,951,062	0	0	Yes
1,965,387	0	0	Yes

#### C. DELINQUENT PARCELS

<u>Year</u>	<u>Reporting Date</u>	<u># of Parcels</u>	<u>Total Amount Due(\$)</u>
04/05		0	0
05/06	09-22-05	0	0
06/07	08-23-07	0	0

#### D. FORECLOSURE

<u># of Parcels</u>	<u>Total Amount of Taxes Due (\$)</u>
0	0
0	0
0	0

#### E. ASSESSED VALUE OF PARCELS

<u>Reporting Date</u>	<u>Appraisal/ Tax Roll</u>	<u>Assessed Value(\$)</u>
08-27-04	Tax Roll	478,824,180
09-22-05	Tax Roll	529,310,892
08-23-07	Tax Roll	619,827,950

#### F. MISCELLANEOUS

Reserve fund minimum is an amount equal to the maximum annual debt service on all the outstanding bonds.



## 2007 MELLO-ROOS YEARLY FISCAL STATUS REPORT

<u>Date</u>	<u>Amount(\$)</u>	<u>Issuing Entity, County, Type of Debt, Purpose</u>	<u>Rating(s) Enhancmt</u>	<u>Type of Sale</u>	<u>Role, Participant</u>	<u>Maturity Date/ Type</u>	<u>Interest Rate/ Type</u>
06-10-02	\$11,990,000	Novato CFD No 2002-1 Marin CDIAC Number: 2002-1099 Limited tax obligation bond Flood control, storm drainage Pointe Marin	NR	Neg	(BC) Jones Hall (FA) E Wagner & Assoc (TR) US Bank Natl Assoc (UW) US Bancorp Piper	09-01-32 Comb	6.005 NIC

### YEARLY FISCAL STATUS REPORT INFORMATION

#### A. FUND BALANCES

<u>Year</u>	<u>Principal Amt Outstanding(\$)</u>	<u>Minimum Bond Reserve(\$)</u>	<u>Bond Reserve Fund(\$)</u>	<u>Capitalized Interest(\$)</u>	<u>Construction Fund(\$)</u>
01/02	11,990,000	863,316	865,390	0	10,366,056
04/05	11,730,000	865,390	865,390	0	0
05/06	11,535,000	865,390	865,390	0	0
06/07	11,335,000	801,829	801,829	0	0

#### B. TAX COLLECTION

<u>Year</u>	<u>Taxes Due(\$)</u>	<u>Taxes Unpaid(\$)</u>	<u>Percent</u>	<u>Teeter Plan</u>
01/02	965,940	0	0	Yes
04/05	964,704	0	0	Yes
05/06	967,598	0	0	Yes
06/07	969,932	0	0	Yes

#### C. DELINQUENT PARCELS

<u>Year</u>	<u>Reporting Date</u>	<u># of Parcels</u>	<u>Total Amount Due(\$)</u>
01/02		0	0
04/05		0	0
05/06	09-22-05	0	0
06/07	08-27-07	0	0

#### D. FORECLOSURE

<u># of Parcels</u>	<u>Total Amount of Taxes Due (\$)</u>
0	0
0	0
0	0
0	0

#### E. ASSESSED VALUE OF PARCELS

<u>Reporting Date</u>	<u>Appraisal/ Tax Roll</u>	<u>Assessed Value(\$)</u>
05-01-02	Appraisal	52,562,000
06-30-05	Tax Roll	221,389,726
09-22-05	Tax Roll	220,462,926
08-23-07	Tax Roll	338,649,761

#### F. MISCELLANEOUS



## 2007 MELLO-ROOS YEARLY FISCAL STATUS REPORT

<u>Date</u>	<u>Amount(\$)</u>	<u>Issuing Entity, County, Type of Debt, Purpose</u>	<u>Rating(s) Enhancmt</u>	<u>Type of Sale</u>	<u>Role, Participant</u>	<u>Maturity Date/ Type</u>	<u>Interest Rate/ Type</u>
07-27-95	\$10,600,000	Atwater CFD No 1-90 Merced CDIAC Number: 1995-1171 Limited tax obligation bond Multiple capital improvements, public works Refunding	NR	Neg	(BC) Brown & Wood (TR) The Bank of New York (UW) CA Capital Finance	08-01-15 Comb	8.022 NIC

### YEARLY FISCAL STATUS REPORT INFORMATION

#### A. FUND BALANCES

<u>Year</u>	<u>Principal Amt Outstanding(\$)</u>	<u>Minimum Bond Reserve(\$)</u>	<u>Bond Reserve Fund(\$)</u>	<u>Capitalized Interest(\$)</u>	<u>Construction Fund(\$)</u>
01/02	10,290,000	848,000	0	0	0
02/03	9,770,000	848,000	0	0	0
03/04	9,445,000	848,000	0	0	0
04/05	8,520,000	848,000	848,000	0	0
05/06	8,095,000	848,000	848,000	0	0
06/07	7,620,000	848,000	920,745	0	0

#### B. TAX COLLECTION

<u>Year</u>	<u>Taxes Due(\$)</u>	<u>Taxes Unpaid(\$)</u>	<u>Percent</u>	<u>Teeter Plan</u>
01/02	2,406,426	909,715	38	No
02/03	2,439,627	1,104,203	45	No
03/04	2,474,516	1,116,481	45	No
04/05	2,545,141	484,036	19	No
05/06	1,725,191	163,538	9	No
06/07	1,758,068	185,834	11	No

#### C. DELINQUENT PARCELS

<u>Year</u>	<u>Reporting Date</u>	<u># of Parcels</u>	<u>Total Amount Due(\$)</u>
01/02	07-01-02	38	4,106,141
02/03	06-13-03	48	5,166,535
03/04	07-12-04	49	5,810,496
04/05	06-06-05	34	2,749,891
05/06	08-30-06	79	173,414
06/07	09-11-07	85	313,620

#### D. FORECLOSURE

<u># of Parcels</u>	<u>Total Amount of Taxes Due (\$)</u>
0	0
0	0
0	0
2	2,687,105
0	0
0	0

#### E. ASSESSED VALUE OF PARCELS

<u>Reporting Date</u>	<u>Appraisal/ Tax Roll</u>	<u>Assessed Value(\$)</u>
07-01-02	Tax Roll	97,608,249
07-01-03	Tax Roll	126,154,089
07-01-04	Tax Roll	144,290,734
07-01-05	Tax Roll	173,127,150
07-01-06	Tax Roll	218,298,408
07-01-07	Tax Roll	236,472,196

#### F. MISCELLANEOUS

Assessed Value, Tax and Delinquent reporting information is combined for Series A & B.



## 2007 MELLO-ROOS YEARLY FISCAL STATUS REPORT

<u>Date</u>	<u>Amount(\$)</u>	<u>Issuing Entity, County, Type of Debt, Purpose</u>	<u>Rating(s) Enhancmt</u>	<u>Type of Sale</u>	<u>Role, Participant</u>	<u>Maturity Date/ Type</u>	<u>Interest Rate/ Type</u>
07-27-95	\$6,900,000	Atwater CFD No 1-90 Merced CDIAC Number: 1995-1283 Limited tax obligation bond Multiple capital improvements, public works Refunding	NR	Neg	(BC) Lofton De Lancie (TR) The Bank of New York (UW) Del Rey Assoc LLC	08-01-15 Term	5 NIC

### YEARLY FISCAL STATUS REPORT INFORMATION

#### A. FUND BALANCES

<u>Year</u>	<u>Principal Amt Outstanding(\$)</u>	<u>Minimum Bond Reserve(\$)</u>	<u>Bond Reserve Fund(\$)</u>	<u>Capitalized Interest(\$)</u>	<u>Construction Fund(\$)</u>
01/02	6,900,000	0	0	0	0
02/03	6,900,000	0	0	0	0
03/04	6,900,000	0	0	0	0
04/05	5,000,000	0	0	0	0
05/06	4,700,000	0	0	0	0
06/07	4,370,000	0	0	0	0

#### B. TAX COLLECTION

<u>Taxes Due(\$)</u>	<u>Taxes Unpaid(\$)</u>	<u>Percent</u>	<u>Teeter Plan</u>
2,406,426	909,715	38	No
2,439,627	1,104,203	45	No
2,474,516	1,116,481	45	No
2,545,141	484,036	19	No
1,725,191	163,538	9	No
1,758,068	185,834	11	No

#### C. DELINQUENT PARCELS

<u>Year</u>	<u>Reporting Date</u>	<u># of Parcels</u>	<u>Total Amount Due(\$)</u>
01/02	07-01-02	38	4,106,141
02/03	06-13-03	48	5,166,535
03/04	07-12-04	49	5,810,496
04/05	06-06-05	34	2,749,891
05/06	08-30-06	79	173,414
06/07	09-11-07	85	313,620

#### D. FORECLOSURE

<u># of Parcels</u>	<u>Total Amount of Taxes Due (\$)</u>
0	0
0	0
0	0
2	2,687,105
0	0
0	0

#### E. ASSESSED VALUE OF PARCELS

<u>Reporting Date</u>	<u>Appraisal/ Tax Roll</u>	<u>Assessed Value(\$)</u>
07-01-02	Tax Roll	97,608,249
07-01-03	Tax Roll	126,154,089
07-01-04	Tax Roll	144,290,734
07-01-05	Tax Roll	173,127,150
07-01-06	Tax Roll	218,298,408
07-01-07	Tax Roll	236,472,196

#### F. MISCELLANEOUS

Assessed Value, Tax and Delinquent reporting information is combined for Series A & B.



## 2007 MELLO-ROOS YEARLY FISCAL STATUS REPORT

<u>Date</u>	<u>Amount(\$)</u>	<u>Issuing Entity, County, Type of Debt, Purpose</u>	<u>Rating(s) Enhancmt</u>	<u>Type of Sale</u>	<u>Role, Participant</u>	<u>Maturity Date/ Type</u>	<u>Interest Rate/ Type</u>
07-20-05	\$12,745,000	Merced CFD No 2003-1 Merced CDIAC Number: 2005-1348 Limited tax obligation bond Multiple capital improvements, public works Bellevue Ranch East	NR	Neg	(BC) Best Best & Krieger (FA) Fieldman Rolapp (TR) US Bank Natl Assoc (UW) Piper Jaffray & Co	09-01-35 Comb	5.041 TIC

### YEARLY FISCAL STATUS REPORT INFORMATION

#### A. FUND BALANCES

<u>Year</u>	<u>Principal Amt Outstanding(\$)</u>	<u>Minimum Bond Reserve(\$)</u>	<u>Bond Reserve Fund(\$)</u>	<u>Capitalized Interest(\$)</u>	<u>Construction Fund(\$)</u>
05/06	12,745,000	830,731	855,555	0	0
06/07	12,570,000	830,731	896,160	0	0

#### B. TAX COLLECTION

<u>Year</u>	<u>Taxes Due(\$)</u>	<u>Taxes Unpaid(\$)</u>	<u>Percent</u>	<u>Teeter Plan</u>
05/06	851,517	0	0	No
06/07	851,771	1,210	0	No

#### C. DELINQUENT PARCELS

<u>Year</u>	<u>Reporting Date</u>	<u># of Parcels</u>	<u>Total Amount Due(\$)</u>
05/06	05-16-06	0	0
06/07	09-05-07	4	1,210

#### D. FORECLOSURE

<u># of Parcels</u>	<u>Total Amount of Taxes Due (\$)</u>
0	0
0	0

#### E. ASSESSED VALUE OF PARCELS

<u>Reporting Date</u>	<u>Appraisal/ Tax Roll</u>	<u>Assessed Value(\$)</u>
07-07-06	Tax Roll	75,454,468
07-01-07	Tax Roll	177,972,714

#### F. MISCELLANEOUS





## 2007 MELLO-ROOS YEARLY FISCAL STATUS REPORT

<u>Date</u>	<u>Amount(\$)</u>	<u>Issuing Entity, County, Type of Debt, Purpose</u>	<u>Rating(s) Enhancmt</u>	<u>Type of Sale</u>	<u>Role, Participant</u>	<u>Maturity Date/ Type</u>	<u>Interest Rate/ Type</u>
07-12-06	\$7,410,000	Merced CFD No 2005-1 Merced CDIAC Number: 2006-0358 Limited tax obligation bond Multiple capital improvements, public works Bellevue Ranch West IA No 1	NR	Neg	(BC) Best Best & Krieger (FA) Fieldman Rolapp (TR) US Bank Natl Assoc (UW) Piper Jaffray & Co	09-01-36 Comb	5.319 NIC

### YEARLY FISCAL STATUS REPORT INFORMATION

#### A. FUND BALANCES

<u>Year</u>	<u>Principal Amt Outstanding(\$)</u>	<u>Minimum Bond Reserve(\$)</u>	<u>Bond Reserve Fund(\$)</u>	<u>Capitalized Interest(\$)</u>	<u>Construction Fund(\$)</u>
06/07	7,410,000	498,525	515,917	0	0

#### B. TAX COLLECTION

<u>Taxes Due(\$)</u>	<u>Taxes Unpaid(\$)</u>	<u>Percent</u>	<u>Teeter Plan</u>
515,515	3,830	1	No

#### C. DELINQUENT PARCELS

<u>Year</u>	<u>Reporting Date</u>	<u># of Parcels</u>	<u>Total Amount Due(\$)</u>
06/07	09-05-07	6	3,830

#### D. FORECLOSURE

<u># of Parcels</u>	<u>Total Amount of Taxes Due (\$)</u>
0	0

#### E. ASSESSED VALUE OF PARCELS

<u>Reporting Date</u>	<u>Appraisal/ Tax Roll</u>	<u>Assessed Value(\$)</u>
07-01-07	Tax Roll	93,664,738

#### F. MISCELLANEOUS



## 2007 MELLO-ROOS YEARLY FISCAL STATUS REPORT

<u>Date</u>	<u>Amount(\$)</u>	<u>Issuing Entity, County, Type of Debt, Purpose</u>	<u>Rating(s) Enhancmt</u>	<u>Type of Sale</u>	<u>Role, Participant</u>	<u>Maturity Date/ Type</u>	<u>Interest Rate/ Type</u>
12-14-06	\$5,840,000	Merced CFD No 2006-1 Merced CDIAC Number: 2006-1344 Limited tax obligation bond Multiple capital improvements, public works Moraga Development	NR	Neg	(BC) Best Best & Krieger (FA) Fieldman Rolapp (TR) US Bank Natl Assoc (UW) Piper Jaffray & Co	09-01-36 Comb	4.944 TIC

### YEARLY FISCAL STATUS REPORT INFORMATION

#### A. FUND BALANCES

<u>Year</u>	<u>Principal Amt Outstanding(\$)</u>	<u>Minimum Bond Reserve(\$)</u>	<u>Bond Reserve Fund(\$)</u>	<u>Capitalized Interest(\$)</u>	<u>Construction Fund(\$)</u>
06/07	5,840,000	382,040	387,654	119,170	0

#### B. TAX COLLECTION

<u>Taxes Due(\$)</u>	<u>Taxes Unpaid(\$)</u>	<u>Percent</u>	<u>Teeter Plan</u>
21,974	0	0	No

#### C. DELINQUENT PARCELS

<u>Year</u>	<u>Reporting Date</u>	<u># of Parcels</u>	<u>Total Amount Due(\$)</u>
06/07	09-05-07	0	0

#### D. FORECLOSURE

<u># of Parcels</u>	<u>Total Amount of Taxes Due (\$)</u>
0	0

#### E. ASSESSED VALUE OF PARCELS

<u>Reporting Date</u>	<u>Appraisal/ Tax Roll</u>	<u>Assessed Value(\$)</u>
07-01-07	Tax Roll	27,692,824

#### F. MISCELLANEOUS



## 2007 MELLO-ROOS YEARLY FISCAL STATUS REPORT

<u>Date</u>	<u>Amount(\$)</u>	<u>Issuing Entity, County, Type of Debt, Purpose</u>	<u>Rating(s) Enhancmt</u>	<u>Type of Sale</u>	<u>Role, Participant</u>	<u>Maturity Date/ Type</u>	<u>Interest Rate/ Type</u>
02-22-00	\$1,625,000	Winton Water and Sanitary District CFD No 90-1 Merced CDIAC Number: 2000-0136 Limited tax obligation bond Multiple capital improvements, public works Refunding	NR	Neg	(BC) Raymond M Haight (TR) Dai-Ichi Kangyo (UW) Western Muni Sec	08-01-10 Serial	6.693 TIC

### YEARLY FISCAL STATUS REPORT INFORMATION

#### A. FUND BALANCES

<u>Year</u>	<u>Principal Amt Outstanding(\$)</u>	<u>Minimum Bond Reserve(\$)</u>	<u>Bond Reserve Fund(\$)</u>	<u>Capitalized Interest(\$)</u>	<u>Construction Fund(\$)</u>	<u>Taxes Due(\$)</u>	<u>Taxes Unpaid(\$)</u>	<u>Percent</u>	<u>Teeter Plan</u>
01/02	1,435,000	162,500	162,500	0	0	215,313	50,279	23	No
03/04	1,175,000	162,500	162,500	0	0	203,537	10,766	5	No
04/05	1,030,000	162,500	162,500	0	0	226,075	5,652	3	No
05/06	885,000	162,500	162,500	0	0	222,823	9,527	4	Yes
06/07	725,000	162,500	162,500	0	0	206,774	25,348	12	Yes

#### B. TAX COLLECTION

#### C. DELINQUENT PARCELS

<u>Year</u>	<u>Reporting Date</u>	<u># of Parcels</u>	<u>Total Amount Due(\$)</u>	<u># of Parcels</u>	<u>Total Amount of Taxes Due (\$)</u>	<u>Reporting Date</u>	<u>Appraisal/ Tax Roll</u>	<u>Assessed Value(\$)</u>
01/02	06-30-02	5	50,279	1	33,411	01-01-02	Tax Roll	16,326,002
03/04	06-30-04	13	10,766	0	0	01-01-04	Tax Roll	27,374,126
04/05	06-30-05	11	5,652	0	0	01-01-05	Tax Roll	54,090,073
05/06	06-30-06	53	9,527	0	0	01-01-06	Tax Roll	132,716,553
06/07	06-30-07	76	25,348	0	0	01-01-07	Tax Roll	165,394,921

#### D. FORECLOSURE

#### E. ASSESSED VALUE OF PARCELS

#### F. MISCELLANEOUS



## 2007 MELLO-ROOS YEARLY FISCAL STATUS REPORT

<u>Date</u>	<u>Amount(\$)</u>	<u>Issuing Entity, County, Type of Debt, Purpose</u>	<u>Rating(s) Enhancmt</u>	<u>Type of Sale</u>	<u>Role, Participant</u>	<u>Maturity Date/ Type</u>	<u>Interest Rate/ Type</u>
05-13-03	\$9,500,000	Mammoth Lakes CFD No 2001-1 Mono CDIAC Number: 2003-0289 Limited tax obligation bond Multiple capital improvements, public works North Village Area	NR	Neg	(BC) Quint & Thimmig (FA) Northcross Hill Ach (TR) Union Bank of CA (UW) Wedbush Morgan Sec	10-01-33 Comb	5.851 TIC

### YEARLY FISCAL STATUS REPORT INFORMATION

#### A. FUND BALANCES

<u>Year</u>	<u>Principal Amt Outstanding(\$)</u>	<u>Minimum Bond Reserve(\$)</u>	<u>Bond Reserve Fund(\$)</u>	<u>Capitalized Interest(\$)</u>	<u>Construction Fund(\$)</u>
02/03	9,500,000	662,538	662,706	183,390	3,681,953
03/04	9,500,000	662,538	663,553	0	2,634,645
04/05	9,195,000	662,538	666,366	0	2,683,429
05/06	9,195,000	662,538	669,760	0	1,955,915
06/07	9,035,000	662,538	670,663	0	1,174,716

#### B. TAX COLLECTION

<u>Taxes Due(\$)</u>	<u>Taxes Unpaid(\$)</u>	<u>Percent</u>	<u>Teeter Plan</u>
0	0	0	No
682,720	375	0	No
685,390	750	0	No
685,668	24,742	4	No
687,236	17,786	3	No

#### C. DELINQUENT PARCELS

<u>Year</u>	<u>Reporting Date</u>	<u># of Parcels</u>	<u>Total Amount Due(\$)</u>
02/03	06-30-03	0	0
03/04	06-30-03	1	375
04/05	06-30-05	2	750
05/06	06-30-06	10	24,742
06/07	06-30-07	101	17,786

#### D. FORECLOSURE

<u># of Parcels</u>	<u>Total Amount of Taxes Due (\$)</u>
0	0
0	0
0	0
0	0
0	0

#### E. ASSESSED VALUE OF PARCELS

<u>Reporting Date</u>	<u>Appraisal/ Tax Roll</u>	<u>Assessed Value(\$)</u>
06-30-03	Tax Roll	84,366,353
01-01-04	Tax Roll	134,062,405
01-01-05	Tax Roll	183,588,200
01-01-06	Tax Roll	202,474,800
01-01-07	Tax Roll	315,350,739

#### F. MISCELLANEOUS



## 2007 MELLO-ROOS YEARLY FISCAL STATUS REPORT

<u>Date</u>	<u>Amount(\$)</u>	<u>Issuing Entity, County, Type of Debt, Purpose</u>	<u>Rating(s) Enhancmt</u>	<u>Type of Sale</u>	<u>Role, Participant</u>	<u>Maturity Date/ Type</u>	<u>Interest Rate/ Type</u>
09-28-98	\$990,000	Aromas Water District CFD No 98-1 Monterey CDIAC Number: 1998-1798 Limited tax obligation bond Water supply, storage, distribution	NR	Neg	(BC) Robert M Haight (TR) Union Bank of CA (UW) CA Capital Finance	09-01-18 Comb	5.303 NIC

### YEARLY FISCAL STATUS REPORT INFORMATION

#### A. FUND BALANCES

<u>Year</u>	<u>Principal Amt Outstanding(\$)</u>	<u>Minimum Bond Reserve(\$)</u>	<u>Bond Reserve Fund(\$)</u>	<u>Capitalized Interest(\$)</u>	<u>Construction Fund(\$)</u>	<u>Taxes Due(\$)</u>	<u>Taxes Unpaid(\$)</u>	<u>Percent</u>	<u>Teeter Plan</u>
01/02	825,000	71,740	83,981	0	0	91,261	6,725	7	No
02/03	685,000	63,625	69,100	0	0	85,732	3,410	4	No
03/04	600,000	63,625	63,935	0	0	73,419	1,521	2	No
04/05	555,000	61,160	64,890	0	0	73,419	3,041	4	No
05/06	510,000	58,328	67,232	0	0	65,747	4,454	7	No
06/07	480,000	56,720	66,641	0	0	65,778	7,850	12	No

#### B. TAX COLLECTION

#### C. DELINQUENT PARCELS

<u>Year</u>	<u>Reporting Date</u>	<u># of Parcels</u>	<u>Total Amount Due(\$)</u>	<u># of Parcels</u>	<u>Total Amount of Taxes Due (\$)</u>	<u>Reporting Date</u>	<u>Appraisal/ Tax Roll</u>	<u>Assessed Value(\$)</u>
01/02	06-10-02	2	10,005	0	0	01-01-02	Tax Roll	7,503,682
02/03	06-10-03	2	3,410	0	0	01-01-03	Tax Roll	7,348,154
03/04	06-10-04	4	1,521	0	0	01-01-04	Tax Roll	12,946,278
04/05	06-30-05	1	3,041	0	0	01-01-05	Tax Roll	14,535,662
05/06	06-30-06	2	4,454	0	0	01-01-06	Tax Roll	11,860,026
06/07	06-30-07	3	7,850	0	0	01-01-07	Tax Roll	12,055,094

#### D. FORECLOSURE

#### E. ASSESSED VALUE OF PARCELS

#### F. MISCELLANEOUS



## 2007 MELLO-ROOS YEARLY FISCAL STATUS REPORT

<u>Date</u>	<u>Amount(\$)</u>	<u>Issuing Entity, County, Type of Debt, Purpose</u>	<u>Rating(s) Enhancmt</u>	<u>Type of Sale</u>	<u>Role, Participant</u>	<u>Maturity Date/ Type</u>	<u>Interest Rate/ Type</u>
12-10-03	\$12,445,000	Truckee Donner Public Utility District CFD No 03-1 Nevada CDIAC Number: 2003-1937 Limited tax obligation bond Multiple capital improvements, public works Old Greenwood	NR	Neg	(BC) Stradling Yocca (FA) Fieldman Rolapp (TR) BNY Western Trust (UW) UBS Financial Services	09-01-33 Comb	5.959 NIC

### YEARLY FISCAL STATUS REPORT INFORMATION

#### A. FUND BALANCES

<u>Year</u>	<u>Principal Amt Outstanding(\$)</u>	<u>Minimum Bond Reserve(\$)</u>	<u>Bond Reserve Fund(\$)</u>	<u>Capitalized Interest(\$)</u>	<u>Construction Fund(\$)</u>
03/04	12,445,000	1,220,369	1,220,372	0	0
04/05	12,435,000	1,227,836	1,236,312	0	1,259
05/06	12,435,000	1,234,950	1,234,950	0	1,278
06/07	12,335,000	1,242,119	1,242,120	0	1,313

#### B. TAX COLLECTION

<u>Year</u>	<u>Taxes Due(\$)</u>	<u>Taxes Unpaid(\$)</u>	<u>Percent</u>	<u>Teeter Plan</u>
03/04	0	0	0	No
04/05	709,412	3,000	0	No
05/06	775,218	3,060	0	No
06/07	736,085	8,219	1	No

#### C. DELINQUENT PARCELS

<u>Year</u>	<u>Reporting Date</u>	<u># of Parcels</u>	<u>Total Amount Due(\$)</u>
03/04		0	0
04/05	04-21-05	2	3,000
05/06	05-15-06	2	6,120
06/07	05-16-07	3	8,219

#### D. FORECLOSURE

<u># of Parcels</u>	<u>Total Amount of Taxes Due (\$)</u>
0	0
0	0
0	0
0	0

#### E. ASSESSED VALUE OF PARCELS

<u>Reporting Date</u>	<u>Appraisal/ Tax Roll</u>	<u>Assessed Value(\$)</u>
07-01-04	Tax Roll	58,032,871
07-01-05	Tax Roll	57,092,041
07-01-06	Tax Roll	122,360,307
07-01-07	Tax Roll	188,380,535

#### F. MISCELLANEOUS



## 2007 MELLO-ROOS YEARLY FISCAL STATUS REPORT

<u>Date</u>	<u>Amount(\$)</u>	<u>Issuing Entity, County, Type of Debt, Purpose</u>	<u>Rating(s) Enhancmt</u>	<u>Type of Sale</u>	<u>Role, Participant</u>	<u>Maturity Date/ Type</u>	<u>Interest Rate/ Type</u>
08-31-04	\$15,375,000	Truckee Donner Public Utility District CFD No 04-1 Nevada CDIAC Number: 2004-1553 Limited tax obligation bond Multiple capital improvements, public works Gray's Crossing	NR	Neg	(BC) Stradling Yocca (FA) Fieldman Rolapp (TR) BNY Western Trust (UW) UBS Financial Services	09-01-35 Comb	5.899 TIC

### YEARLY FISCAL STATUS REPORT INFORMATION

#### A. FUND BALANCES

<u>Year</u>	<u>Principal Amt Outstanding(\$)</u>	<u>Minimum Bond Reserve(\$)</u>	<u>Bond Reserve Fund(\$)</u>	<u>Capitalized Interest(\$)</u>	<u>Construction Fund(\$)</u>
04/05	15,375,000	1,452,953	3,200,916	2,560	1,317,790
05/06	15,375,000	1,466,431	1,526,926	7	0
06/07	15,375,000	1,479,485	1,481,675	58	6,440

#### B. TAX COLLECTION

<u>Year</u>	<u>Taxes Due(\$)</u>	<u>Taxes Unpaid(\$)</u>	<u>Percent</u>	<u>Teeter Plan</u>
04/05	0	0	0	No
05/06	813,193	1,581	0	No
06/07	1,872,720	29,170	2	No

#### C. DELINQUENT PARCELS

<u>Year</u>	<u>Reporting Date</u>	<u># of Parcels</u>	<u>Total Amount Due(\$)</u>
04/05	04-21-05	0	0
05/06	05-15-06	1	3,111
06/07	05-16-07	11	29,170

#### D. FORECLOSURE

<u># of Parcels</u>	<u>Total Amount of Taxes Due (\$)</u>
0	0
0	0
0	0

#### E. ASSESSED VALUE OF PARCELS

<u>Reporting Date</u>	<u>Appraisal/ Tax Roll</u>	<u>Assessed Value(\$)</u>
07-01-05	Tax Roll	8,417,327
07-01-06	Tax Roll	98,089,627
07-01-07	Tax Roll	126,103,736

#### F. MISCELLANEOUS

Reserve Fund Balance as of October 17, 2007



## 2007 MELLO-ROOS YEARLY FISCAL STATUS REPORT

<u>Date</u>	<u>Amount(\$)</u>	<u>Issuing Entity, County, Type of Debt, Purpose</u>	<u>Rating(s) Enhancmt</u>	<u>Type of Sale</u>	<u>Role, Participant</u>	<u>Maturity Date/ Type</u>	<u>Interest Rate/ Type</u>
06-21-05	\$19,155,000	Truckee Donner Public Utility District CFD No 04-1 Nevada CDIAC Number: 2005-0453 Limited tax obligation bond Multiple capital improvements, public works Gray's Crossing	NR	Neg	(BC) Stradling Yocca (FA) Fieldman Rolapp (TR) The Bank of NY Trust Co (UW) UBS Financial Services	09-01-35 Comb	5.296 TIC

### YEARLY FISCAL STATUS REPORT INFORMATION

#### A. FUND BALANCES

<u>Year</u>	<u>Principal Amt Outstanding(\$)</u>	<u>Minimum Bond Reserve(\$)</u>	<u>Bond Reserve Fund(\$)</u>	<u>Capitalized Interest(\$)</u>	<u>Construction Fund(\$)</u>
05/06	19,155,000	1,716,542	1,716,542	505,803	10,741,608
06/07	19,155,000	1,733,322	1,735,889	58	6,440

#### B. TAX COLLECTION

<u>Year</u>	<u>Taxes Due(\$)</u>	<u>Taxes Unpaid(\$)</u>	<u>Percent</u>	<u>Teeter Plan</u>
05/06	813,193	1,581	0	No
06/07	1,872,720	29,170	2	No

#### C. DELINQUENT PARCELS

<u>Year</u>	<u>Reporting Date</u>	<u># of Parcels</u>	<u>Total Amount Due(\$)</u>
05/06	05-15-06	1	3,111
06/07	05-16-07	11	29,170

#### D. FORECLOSURE

<u># of Parcels</u>	<u>Total Amount of Taxes Due (\$)</u>
0	0
0	0

#### E. ASSESSED VALUE OF PARCELS

<u>Reporting Date</u>	<u>Appraisal/ Tax Roll</u>	<u>Assessed Value(\$)</u>
07-01-06	Tax Roll	98,089,627
07-01-07	Tax Roll	126,103,736

#### F. MISCELLANEOUS

Reserve Fund Balance as of October 17, 2007





## 2007 MELLO-ROOS YEARLY FISCAL STATUS REPORT

<u>Date</u>	<u>Amount(\$)</u>	<u>Issuing Entity, County, Type of Debt, Purpose</u>	<u>Rating(s) Enhancmt</u>	<u>Type of Sale</u>	<u>Role, Participant</u>	<u>Maturity Date/ Type</u>	<u>Interest Rate/ Type</u>
02-14-07	\$9,060,000	Anaheim CFD No 06-2 Orange CDIAC Number: 2007-0004 Limited tax obligation bond Multiple capital improvements, public works Stadium Lofts (Platinum Triangle)	NR	Neg	(BC) Orrick Herrington (FA) Public Financial (TR) US Bank Natl Assoc (UW) Stone & Youngberg	09-01-37 Comb	4.8 NIC

### YEARLY FISCAL STATUS REPORT INFORMATION

#### A. FUND BALANCES

<u>Year</u>	<u>Principal Amt Outstanding(\$)</u>	<u>Minimum Bond Reserve(\$)</u>	<u>Bond Reserve Fund(\$)</u>	<u>Capitalized Interest(\$)</u>	<u>Construction Fund(\$)</u>
06/07	9,060,000	582,503	582,503	221,401	8,840

#### B. TAX COLLECTION

<u>Taxes Due(\$)</u>	<u>Taxes Unpaid(\$)</u>	<u>Percent</u>	<u>Teeter Plan</u>
0	0	0	No

#### C. DELINQUENT PARCELS

<u>Year</u>	<u>Reporting Date</u>	<u># of Parcels</u>	<u>Total Amount Due(\$)</u>
06/07	10-04-07	0	0

#### D. FORECLOSURE

<u># of Parcels</u>	<u>Total Amount of Taxes Due (\$)</u>
0	0

#### E. ASSESSED VALUE OF PARCELS

<u>Reporting Date</u>	<u>Appraisal/ Tax Roll</u>	<u>Assessed Value(\$)</u>
07-01-07	Tax Roll	95,333,311

#### F. MISCELLANEOUS

Capitalized Interest for the Series 2007 Bonds was deposited into the Bond Fund.  
Bonds were issued in February 2007. No Special Taxes levied in FY 2006-07.



## 2007 MELLO-ROOS YEARLY FISCAL STATUS REPORT

<u>Date</u>	<u>Amount(\$)</u>	<u>Issuing Entity, County, Type of Debt, Purpose</u>	<u>Rating(s) Enhancmt</u>	<u>Type of Sale</u>	<u>Role, Participant</u>	<u>Maturity Date/ Type</u>	<u>Interest Rate/ Type</u>
05-19-04	\$4,220,000	Anaheim CFD No 1989-1 Orange CDIAC Number: 2004-0273 Limited tax obligation bond Multiple capital improvements, public works Sycamore Canyon Federally Taxable State Taxable Refunding	NR	Neg	(BC) Orrick Herrington (FA) Public Financial (TR) US Bank Natl Assoc (UW) Anaheim PFA	09-01-14 Serial	4.974 NIC

### YEARLY FISCAL STATUS REPORT INFORMATION

#### A. FUND BALANCES

<u>Year</u>	<u>Principal Amt Outstanding(\$)</u>	<u>Minimum Bond Reserve(\$)</u>	<u>Bond Reserve Fund(\$)</u>	<u>Capitalized Interest(\$)</u>	<u>Construction Fund(\$)</u>
03/04	4,220,000	295,400	295,400	0	0
04/05	4,220,000	295,400	147,700	0	0
06/07	3,585,000	295,400	297,759	0	0

#### B. TAX COLLECTION

<u>Year</u>	<u>Taxes Due(\$)</u>	<u>Taxes Unpaid(\$)</u>	<u>Percent</u>	<u>Teeter Plan</u>
03/04	574,125	5,307	1	No
04/05	566,795	7,994	1	No
06/07	543,639	18,102	3	No

#### C. DELINQUENT PARCELS

<u>Year</u>	<u>Reporting Date</u>	<u># of Parcels</u>	<u>Total Amount Due(\$)</u>
03/04	06-30-04	13	5,798
04/05	06-30-05	28	9,744
06/07	06-30-07	34	21,588

#### D. FORECLOSURE

<u># of Parcels</u>	<u>Total Amount of Taxes Due (\$)</u>
0	0
0	0
0	0

#### E. ASSESSED VALUE OF PARCELS

<u>Reporting Date</u>	<u>Appraisal/ Tax Roll</u>	<u>Assessed Value(\$)</u>
06-30-04	Tax Roll	314,426,985
07-01-05	Tax Roll	332,974,702
07-01-07	Tax Roll	377,366,701

#### F. MISCELLANEOUS

Reserve Fund Minimum is secured by \$147,700 Cash & \$147,700 Surety.  
Bond Reserve Fund is secured by \$150,059 Cash & \$147,700 Surety by the Authority.



## 2007 MELLO-ROOS YEARLY FISCAL STATUS REPORT

<u>Date</u>	<u>Amount(\$)</u>	<u>Issuing Entity, County, Type of Debt, Purpose</u>	<u>Rating(s) Enhancmt</u>	<u>Type of Sale</u>	<u>Role, Participant</u>	<u>Maturity Date/ Type</u>	<u>Interest Rate/ Type</u>
05-19-04	\$6,990,000	Anaheim CFD No 1989-2 Orange CDIAC Number: 2004-0274 Limited tax obligation bond Multiple capital improvements, public works The Highlands Federally Taxable State Taxable Refunding	NR	Neg	(BC) Orrick Herrington (FA) Public Financial (TR) US Bank Natl Assoc (UW) Anaheim PFA	09-01-14 Serial	4.974 NIC

### YEARLY FISCAL STATUS REPORT INFORMATION

#### A. FUND BALANCES

<u>Year</u>	<u>Principal Amt Outstanding(\$)</u>	<u>Minimum Bond Reserve(\$)</u>	<u>Bond Reserve Fund(\$)</u>	<u>Capitalized Interest(\$)</u>	<u>Construction Fund(\$)</u>
03/04	6,990,000	489,300	489,300	0	0
04/05	6,990,000	489,300	244,650	0	0
06/07	5,935,000	489,300	493,207	0	0

#### B. TAX COLLECTION

<u>Year</u>	<u>Taxes Due(\$)</u>	<u>Taxes Unpaid(\$)</u>	<u>Percent</u>	<u>Teeter Plan</u>
03/04	1,308,537	16,456	1	No
04/05	1,279,199	21,490	2	No
06/07	1,178,133	22,642	2	No

#### C. DELINQUENT PARCELS

<u>Year</u>	<u>Reporting Date</u>	<u># of Parcels</u>	<u>Total Amount Due(\$)</u>
03/04	06-30-04	45	17,875
04/05	06-30-05	60	25,153
06/07	06-30-07	73	29,622

#### D. FORECLOSURE

<u># of Parcels</u>	<u>Total Amount of Taxes Due (\$)</u>
0	0
0	0
0	0

#### E. ASSESSED VALUE OF PARCELS

<u>Reporting Date</u>	<u>Appraisal/ Tax Roll</u>	<u>Assessed Value(\$)</u>
06-30-04	Tax Roll	666,470,106
07-01-05	Tax Roll	727,517,389
07-01-07	Tax Roll	859,600,712

#### F. MISCELLANEOUS

Reserve Fund Minimum Balance is secured by \$244,650 Cash/\$244,650 Surety.  
Bond Reserve Fund is secured by \$248,557 cash & \$244,650 Surety by the Authority.



## 2007 MELLO-ROOS YEARLY FISCAL STATUS REPORT

<u>Date</u>	<u>Amount(\$)</u>	<u>Issuing Entity, County, Type of Debt, Purpose</u>	<u>Rating(s) Enhancmt</u>	<u>Type of Sale</u>	<u>Role, Participant</u>	<u>Maturity Date/ Type</u>	<u>Interest Rate/ Type</u>
11-18-99	\$9,085,000	Anaheim CFD No 1989-3 Orange CDIAC Number: 1999-1971 Limited tax obligation bond Multiple capital improvements, public works The Summit Refunding	S:AAA M:Aaa  Ins	Neg	(BC) Orrick Herrington (FA) Public Financial (EN) FSA (TR) US Bank Corp Trust (UW) Stone & Youngberg	09-01-14 Serial	4.938 NIC

### YEARLY FISCAL STATUS REPORT INFORMATION

#### A. FUND BALANCES

<u>Year</u>	<u>Principal Amt Outstanding(\$)</u>	<u>Minimum Bond Reserve(\$)</u>	<u>Bond Reserve Fund(\$)</u>	<u>Capitalized Interest(\$)</u>	<u>Construction Fund(\$)</u>	<u>Taxes Due(\$)</u>	<u>Taxes Unpaid(\$)</u>	<u>Percent</u>	<u>Teeter Plan</u>
01/02	8,095,000	635,950	635,950	0	0	1,131,412	17,306	2	No
02/03	7,625,000	635,950	635,955	0	0	1,182,692	21,704	2	No
03/04	7,135,000	635,950	635,955	0	0	1,000,237	15,167	2	No
04/05	6,380,000	635,950	635,955	0	0	941,796	16,926	2	No
05/06	5,850,000	635,950	635,987	0	0	880,843	15,997	2	No
06/07	5,310,000	635,950	620,987	0	0	852,105	23,302	3	No

#### B. TAX COLLECTION

#### C. DELINQUENT PARCELS

<u>Year</u>	<u>Reporting Date</u>	<u># of Parcels</u>	<u>Total Amount Due(\$)</u>	<u># of Parcels</u>	<u>Total Amount of Taxes Due (\$)</u>	<u>Reporting Date</u>	<u>Appraisal/ Tax Roll</u>	<u>Assessed Value(\$)</u>
01/02	06-30-02	54	29,398	0	0	06-30-02	Tax Roll	685,620,961
02/03	06-30-03	63	29,710	0	0	06-30-03	Tax Roll	715,811,756
03/04	06-30-04	48	20,029	0	0	06-30-04	Tax Roll	771,545,378
04/05	06-30-05	58	20,457	0	0	07-01-05	Tax Roll	836,750,433
05/06	06-30-06	63	20,328	0	0	07-01-06	Tax Roll	921,394,863
06/07	06-30-07	86	29,641	0	0	07-01-07	Tax Roll	976,812,514

#### D. FORECLOSURE

#### E. ASSESSED VALUE OF PARCELS

#### F. MISCELLANEOUS



## 2007 MELLO-ROOS YEARLY FISCAL STATUS REPORT

<u>Date</u>	<u>Amount(\$)</u>	<u>Issuing Entity, County, Type of Debt, Purpose</u>	<u>Rating(s) Enhancmt</u>	<u>Type of Sale</u>	<u>Role, Participant</u>	<u>Maturity Date/ Type</u>	<u>Interest Rate/ Type</u>
12-15-98	\$45,000,000	Bonita Canyon Pub Fac Financing Authority CFD No 98-1 Orange CDIAC Number: 1998-0497 Limited tax obligation bond Multiple capital improvements, public works	NR	Neg	(BC) Orrick Herrington (FA) Fieldman Rolapp (TR) Dai-Ichi Kangyo (UW) PaineWebber	09-01-28 Comb	5.519 NIC

### YEARLY FISCAL STATUS REPORT INFORMATION

#### A. FUND BALANCES

<u>Year</u>	<u>Principal Amt Outstanding(\$)</u>	<u>Minimum Bond Reserve(\$)</u>	<u>Bond Reserve Fund(\$)</u>	<u>Capitalized Interest(\$)</u>	<u>Construction Fund(\$)</u>	<u>Taxes Due(\$)</u>	<u>Taxes Unpaid(\$)</u>	<u>Percent</u>	<u>Teeter Plan</u>
01/02	44,775,000	4,114,097	4,114,199	0	2,347,750	2,565,580	12,163	0	Yes
03/04	44,325,000	4,114,097	4,227,682	0	955,456	2,756,739	11,586	0	Yes
04/05	44,005,000	4,114,097	4,460,974	0	335,570	2,781,092	8,766	0	Yes
05/06	43,615,000	4,114,097	4,705,871	0	90,926	2,820,079	5,926	0	Yes
06/07	43,155,000	4,114,097	4,967,347	0	95,027	2,853,936	11,995	0	Yes

#### B. TAX COLLECTION

#### C. DELINQUENT PARCELS

<u>Year</u>	<u>Reporting Date</u>	<u># of Parcels</u>	<u>Total Amount Due(\$)</u>	<u># of Parcels</u>	<u>Total Amount of Taxes Due (\$)</u>	<u>Reporting Date</u>	<u>Appraisal/ Tax Roll</u>	<u>Assessed Value(\$)</u>
01/02	06-30-02	5	12,163	0	0	01-01-02	Tax Roll	465,572,710
03/04	06-30-04	5	11,586	0	0	01-01-04	Tax Roll	654,008,007
04/05	06-30-05	6	8,766	0	0	01-01-05	Tax Roll	691,327,344
05/06	06-30-06	4	5,926	0	0	01-01-06	Tax Roll	723,889,037
06/07	06-30-07	6	11,995	0	0	01-01-07	Tax Roll	766,008,021

#### D. FORECLOSURE

#### E. ASSESSED VALUE OF PARCELS

#### F. MISCELLANEOUS



## 2007 MELLO-ROOS YEARLY FISCAL STATUS REPORT

<u>Date</u>	<u>Amount(\$)</u>	<u>Issuing Entity, County, Type of Debt, Purpose</u>	<u>Rating(s) Enhancmt</u>	<u>Type of Sale</u>	<u>Role, Participant</u>	<u>Maturity Date/ Type</u>	<u>Interest Rate/ Type</u>
09-11-03	\$2,580,000	Brea CFD No 1988-1 Orange CDIAC Number: 2003-1562 Limited tax obligation bond Multiple capital improvements, public works Fairway Ctr Refunding	NR	Neg	(BC) Quint & Thimmig (TR) US Bank Natl Assoc (UW) Stone & Youngberg	10-01-26 Comb	5.887 NIC

### YEARLY FISCAL STATUS REPORT INFORMATION

#### A. FUND BALANCES

<u>Year</u>	<u>Principal Amt Outstanding(\$)</u>	<u>Minimum Bond Reserve(\$)</u>	<u>Bond Reserve Fund(\$)</u>	<u>Capitalized Interest(\$)</u>	<u>Construction Fund(\$)</u>
03/04	2,580,000	206,215	206,573	0	0
04/05	2,515,000	206,215	207,968	0	0
05/06	2,445,000	206,215	209,039	0	0
06/07	2,375,000	206,215	208,720	0	0

#### B. TAX COLLECTION

<u>Taxes Due(\$)</u>	<u>Taxes Unpaid(\$)</u>	<u>Percent</u>	<u>Teeter Plan</u>
216,198	0	0	Yes
216,693	0	0	Yes
215,114	0	0	Yes
213,149	0	0	Yes

#### C. DELINQUENT PARCELS

<u>Year</u>	<u>Reporting Date</u>	<u># of Parcels</u>	<u>Total Amount Due(\$)</u>
03/04		0	0
04/05		0	0
05/06	10-25-06	0	0
06/07	06-30-07	0	0

#### D. FORECLOSURE

<u># of Parcels</u>	<u>Total Amount of Taxes Due (\$)</u>
0	0
0	0
0	0
0	0

#### E. ASSESSED VALUE OF PARCELS

<u>Reporting Date</u>	<u>Appraisal/ Tax Roll</u>	<u>Assessed Value(\$)</u>
01-01-04	Tax Roll	15,478,995
01-01-05	Tax Roll	15,767,987
01-01-06	Tax Roll	31,246,010
01-01-07	Tax Roll	31,246,010

#### F. MISCELLANEOUS



## 2007 MELLO-ROOS YEARLY FISCAL STATUS REPORT

<u>Date</u>	<u>Amount(\$)</u>	<u>Issuing Entity, County, Type of Debt, Purpose</u>	<u>Rating(s) Enhancmt</u>	<u>Type of Sale</u>	<u>Role, Participant</u>	<u>Maturity Date/ Type</u>	<u>Interest Rate/ Type</u>
12-29-99	\$1,478,000	Brea CFD No 1990-1 Orange CDIAC Number: 2000-0003 Limited tax obligation bond Multiple capital improvements, public works Imperial Ctr East Refunding	NR	Neg	(BC) Jones Hall (FA) Stone & Youngberg (TR) US Bank Corp Trust (UW) City National Bank	10-01-15 Serial	5.558 NIC

### YEARLY FISCAL STATUS REPORT INFORMATION

#### A. FUND BALANCES

<u>Year</u>	<u>Principal Amt Outstanding(\$)</u>	<u>Minimum Bond Reserve(\$)</u>	<u>Bond Reserve Fund(\$)</u>	<u>Capitalized Interest(\$)</u>	<u>Construction Fund(\$)</u>
01/02	1,308,000	147,800	147,800	0	0
02/03	1,232,000	147,800	147,800	0	0
03/04	1,152,000	147,800	147,800	0	0
04/05	1,067,000	147,800	147,800	0	0
05/06	977,000	147,800	147,800	0	0
06/07	878,000	147,800	147,800	0	0

#### B. TAX COLLECTION

<u>Year</u>	<u>Taxes Due(\$)</u>	<u>Taxes Unpaid(\$)</u>	<u>Percent</u>	<u>Teeter Plan</u>
01/02	142,563	0	0	Yes
02/03	135,233	0	0	Yes
03/04	151,465	0	0	Yes
04/05	149,602	0	0	Yes
05/06	160,859	0	0	Yes
06/07	134,070	0	0	Yes

#### C. DELINQUENT PARCELS

<u>Year</u>	<u>Reporting Date</u>	<u># of Parcels</u>	<u>Total Amount Due(\$)</u>
01/02		0	0
02/03		0	0
03/04		0	0
04/05		0	0
05/06	10-25-06	0	0
06/07	06-30-07	0	0

#### D. FORECLOSURE

<u># of Parcels</u>	<u>Total Amount of Taxes Due (\$)</u>
0	0
0	0
0	0
0	0
0	0
0	0

#### E. ASSESSED VALUE OF PARCELS

<u>Reporting Date</u>	<u>Appraisal/ Tax Roll</u>	<u>Assessed Value(\$)</u>
07-01-01	Tax Roll	35,873,996
01-01-03	Tax Roll	36,611,473
01-01-04	Tax Roll	42,905,000
01-01-05	Tax Roll	44,076,405
01-01-06	Tax Roll	45,856,498
01-01-07	Tax Roll	45,856,408

#### F. MISCELLANEOUS



## 2007 MELLO-ROOS YEARLY FISCAL STATUS REPORT

<u>Date</u>	<u>Amount(\$)</u>	<u>Issuing Entity, County, Type of Debt, Purpose</u>	<u>Rating(s) Enhancmt</u>	<u>Type of Sale</u>	<u>Role, Participant</u>	<u>Maturity Date/ Type</u>	<u>Interest Rate/ Type</u>
12-08-97	\$3,235,000	Brea CFD No 1996-1 Orange CDIAC Number: 1997-1667 Limited tax obligation bond Multiple capital improvements, public works Downtown	NR	Neg	(BC) Quint & Thimmig (TR) BNY Western Trust (UW) Stone & Youngberg	09-01-21 Comb	5.967 NIC

### YEARLY FISCAL STATUS REPORT INFORMATION

#### A. FUND BALANCES

<u>Year</u>	<u>Principal Amt Outstanding(\$)</u>	<u>Minimum Bond Reserve(\$)</u>	<u>Bond Reserve Fund(\$)</u>	<u>Capitalized Interest(\$)</u>	<u>Construction Fund(\$)</u>
01/02	3,015,000	262,553	266,211	0	0
02/03	2,925,000	262,553	266,653	0	0
03/04	2,830,000	262,553	266,793	0	0
04/05	2,735,000	262,553	262,083	0	0
05/06	2,635,000	262,553	262,589	0	0
06/07	2,530,000	262,553	262,746	0	0

#### B. TAX COLLECTION

<u>Year</u>	<u>Taxes Due(\$)</u>	<u>Taxes Unpaid(\$)</u>	<u>Percent</u>	<u>Teeter Plan</u>
01/02	286,443	0	0	Yes
02/03	285,584	7,144	3	Yes
03/04	286,443	0	0	Yes
04/05	286,443	0	0	Yes
05/06	286,443	0	0	Yes
06/07	286,443	0	0	Yes

#### C. DELINQUENT PARCELS

<u>Year</u>	<u>Reporting Date</u>	<u># of Parcels</u>	<u>Total Amount Due(\$)</u>
01/02		0	0
02/03	07-01-02	2	7,144
03/04		0	0
04/05		0	0
05/06	10-25-06	0	0
06/07	06-30-07	0	0

#### D. FORECLOSURE

<u># of Parcels</u>	<u>Total Amount of Taxes Due (\$)</u>
0	0
0	0
0	0
0	0
0	0
0	0

#### E. ASSESSED VALUE OF PARCELS

<u>Reporting Date</u>	<u>Appraisal/ Tax Roll</u>	<u>Assessed Value(\$)</u>
07-01-02	Tax Roll	43,388,755
01-01-03	Tax Roll	52,774,386
01-01-04	Tax Roll	57,569,523
01-01-05	Tax Roll	66,245,835
01-01-06	Tax Roll	70,869,016
01-01-07	Tax Roll	70,969,015

#### F. MISCELLANEOUS





## 2007 MELLO-ROOS YEARLY FISCAL STATUS REPORT

<u>Date</u>	<u>Amount(\$)</u>	<u>Issuing Entity, County, Type of Debt, Purpose</u>	<u>Rating(s) Enhancmt</u>	<u>Type of Sale</u>	<u>Role, Participant</u>	<u>Maturity Date/ Type</u>	<u>Interest Rate/ Type</u>
06-02-05	\$6,665,000	Brea CFD No 1997-1 Orange CDIAC Number: 2005-0637 Limited tax obligation bond Multiple capital improvements, public works Olinda Heights Refunding	NR	Neg	(BC) Quint & Thimmig (TR) The Bank of NY Trust Co (UW) Brea PFA	09-01-28 Serial	4.182 NIC

### YEARLY FISCAL STATUS REPORT INFORMATION

#### A. FUND BALANCES

<u>Year</u>	<u>Principal Amt Outstanding(\$)</u>	<u>Minimum Bond Reserve(\$)</u>	<u>Bond Reserve Fund(\$)</u>	<u>Capitalized Interest(\$)</u>	<u>Construction Fund(\$)</u>
05/06	6,665,000	450,649	457,662	0	0
06/07	6,470,000	450,649	459,047	0	0

#### B. TAX COLLECTION

<u>Taxes Due(\$)</u>	<u>Taxes Unpaid(\$)</u>	<u>Percent</u>	<u>Teeter Plan</u>
396,454	13,141	3	Yes
396,193	12,998	3	Yes

#### C. DELINQUENT PARCELS

<u>Year</u>	<u>Reporting Date</u>	<u># of Parcels</u>	<u>Total Amount Due(\$)</u>
05/06	06-30-06	25	13,141
06/07	01-01-07	28	12,998

#### D. FORECLOSURE

<u># of Parcels</u>	<u>Total Amount of Taxes Due (\$)</u>
0	0
0	0

#### E. ASSESSED VALUE OF PARCELS

<u>Reporting Date</u>	<u>Appraisal/ Tax Roll</u>	<u>Assessed Value(\$)</u>
01-01-06	Tax Roll	357,282,895
01-01-07	Tax Roll	377,094,971

#### F. MISCELLANEOUS



## 2007 MELLO-ROOS YEARLY FISCAL STATUS REPORT

<u>Date</u>	<u>Amount(\$)</u>	<u>Issuing Entity, County, Type of Debt, Purpose</u>	<u>Rating(s) Enhancmt</u>	<u>Type of Sale</u>	<u>Role, Participant</u>	<u>Maturity Date/ Type</u>	<u>Interest Rate/ Type</u>
06-02-05	\$2,300,000	Brea Olinda Unified School District CFD No 95-1 Orange CDIAC Number: 2005-0634 Limited tax obligation bond K-12 school facility Ser B	NR	Neg	(BC) Quint & Thimmig (TR) The Bank of NY Trust Co (UW) Brea PFA	09-01-35 Serial	4.278 NIC

### YEARLY FISCAL STATUS REPORT INFORMATION

#### A. FUND BALANCES

<u>Year</u>	<u>Principal Amt Outstanding(\$)</u>	<u>Minimum Bond Reserve(\$)</u>	<u>Bond Reserve Fund(\$)</u>	<u>Capitalized Interest(\$)</u>	<u>Construction Fund(\$)</u>
04/05	2,300,000	0	0	0	2,016,997
05/06	2,300,000	141,696	143,927	145	2,080,240
06/07	2,300,000	141,696	147,556	90	2,170,817

#### B. TAX COLLECTION

<u>Year</u>	<u>Taxes Due(\$)</u>	<u>Taxes Unpaid(\$)</u>	<u>Percent</u>	<u>Teeter Plan</u>
04/05	557,655	8,943	2	Yes
05/06	577,655	10,896	2	Yes
06/07	577,655	18,155	3	Yes

#### C. DELINQUENT PARCELS

<u>Year</u>	<u>Reporting Date</u>	<u># of Parcels</u>	<u>Total Amount Due(\$)</u>
04/05	06-30-05	10	8,943
05/06	06-30-06	20	10,896
06/07	01-01-07	26	18,155

#### D. FORECLOSURE

<u># of Parcels</u>	<u>Total Amount of Taxes Due (\$)</u>
0	0
0	0
0	0

#### E. ASSESSED VALUE OF PARCELS

<u>Reporting Date</u>	<u>Appraisal/ Tax Roll</u>	<u>Assessed Value(\$)</u>
07-01-05	Tax Roll	324,521,643
01-01-06	Tax Roll	340,121,745
01-01-07	Tax Roll	377,094,971

#### F. MISCELLANEOUS



## 2007 MELLO-ROOS YEARLY FISCAL STATUS REPORT

<u>Date</u>	<u>Amount(\$)</u>	<u>Issuing Entity, County, Type of Debt, Purpose</u>	<u>Rating(s) Enhancmt</u>	<u>Type of Sale</u>	<u>Role, Participant</u>	<u>Maturity Date/ Type</u>	<u>Interest Rate/ Type</u>
06-02-05	\$6,440,000	Brea Olinda Unified School District CFD No 95-1 Orange CDIAC Number: 2005-0635 Limited tax obligation bond K-12 school facility Olinda Heights Ser A Refunding	NR	Neg	(BC) Quint & Thimmig (TR) The Bank of NY Trust Co (UW) Brea PFA	09-01-28 Serial	4.182 NIC

### YEARLY FISCAL STATUS REPORT INFORMATION

#### A. FUND BALANCES

<u>Year</u>	<u>Principal Amt Outstanding(\$)</u>	<u>Minimum Bond Reserve(\$)</u>	<u>Bond Reserve Fund(\$)</u>	<u>Capitalized Interest(\$)</u>	<u>Construction Fund(\$)</u>
04/05	6,440,000	0	538,445	0	6,138,260
05/06	6,440,000	396,749	402,996	0	6,309,656
06/07	6,250,000	396,749	400,967	245	6,639,467

#### B. TAX COLLECTION

<u>Taxes Due(\$)</u>	<u>Taxes Unpaid(\$)</u>	<u>Percent</u>	<u>Teeter Plan</u>
557,655	8,943	2	Yes
577,655	10,896	2	Yes
577,655	18,155	3	Yes

#### C. DELINQUENT PARCELS

<u>Year</u>	<u>Reporting Date</u>	<u># of Parcels</u>	<u>Total Amount Due(\$)</u>
04/05	06-30-05	10	8,943
05/06	06-30-06	20	10,896
06/07	01-01-07	26	18,155

#### D. FORECLOSURE

<u># of Parcels</u>	<u>Total Amount of Taxes Due (\$)</u>
0	0
0	0
0	0

#### E. ASSESSED VALUE OF PARCELS

<u>Reporting Date</u>	<u>Appraisal/ Tax Roll</u>	<u>Assessed Value(\$)</u>
07-01-05	Tax Roll	324,521,643
01-01-06	Tax Roll	340,121,745
01-01-07	Tax Roll	377,094,971

#### F. MISCELLANEOUS



## 2007 MELLO-ROOS YEARLY FISCAL STATUS REPORT

<u>Date</u>	<u>Amount(\$)</u>	<u>Issuing Entity, County, Type of Debt, Purpose</u>	<u>Rating(s) Enhancmt</u>	<u>Type of Sale</u>	<u>Role, Participant</u>	<u>Maturity Date/ Type</u>	<u>Interest Rate/ Type</u>
08-28-03	\$7,655,000	Buena Park CFD No 2001-1 Orange CDIAC Number: 2003-1477 Limited tax obligation bond Multiple capital improvements, public works Mall	NR	Neg	(BC) Jones Hall (FA) Mark Briggs (TR) Union Bank of CA (UW) Stone & Youngberg	09-01-33 Comb	6.431 TIC

### YEARLY FISCAL STATUS REPORT INFORMATION

#### A. FUND BALANCES

<u>Year</u>	<u>Principal Amt Outstanding(\$)</u>	<u>Minimum Bond Reserve(\$)</u>	<u>Bond Reserve Fund(\$)</u>	<u>Capitalized Interest(\$)</u>	<u>Construction Fund(\$)</u>
03/04	7,655,000	570,240	571,635	451,022	11,550
04/05	7,655,000	570,240	578,562	15,914	11,725
05/06	7,655,000	570,240	580,114	0	12,148
06/07	7,525,000	570,240	581,800	0	0

#### B. TAX COLLECTION

<u>Taxes Due(\$)</u>	<u>Taxes Unpaid(\$)</u>	<u>Percent</u>	<u>Teeter Plan</u>
0	0	0	No
193,987	0	0	No
440,193	0	0	No
324,734	0	0	No

#### C. DELINQUENT PARCELS

<u>Year</u>	<u>Reporting Date</u>	<u># of Parcels</u>	<u>Total Amount Due(\$)</u>
03/04		0	0
04/05	06-30-05	0	0
05/06	06-30-06	0	0
06/07	06-30-07	0	0

#### D. FORECLOSURE

<u># of Parcels</u>	<u>Total Amount of Taxes Due (\$)</u>
0	0
0	0
0	0
0	0

#### E. ASSESSED VALUE OF PARCELS

<u>Reporting Date</u>	<u>Appraisal/ Tax Roll</u>	<u>Assessed Value(\$)</u>
06-30-04	Tax Roll	44,767,188
07-01-05	Tax Roll	44,767,188
06-30-06	Tax Roll	52,676,120
06-30-07	Tax Roll	53,729,641

#### F. MISCELLANEOUS



## 2007 MELLO-ROOS YEARLY FISCAL STATUS REPORT

<u>Date</u>	<u>Amount(\$)</u>	<u>Issuing Entity, County, Type of Debt, Purpose</u>	<u>Rating(s) Enhancmt</u>	<u>Type of Sale</u>	<u>Role, Participant</u>	<u>Maturity Date/ Type</u>	<u>Interest Rate/ Type</u>
01-26-05	\$7,085,000	Capistrano Unified School District CFD No 2004-1 Orange CDIAC Number: 2005-0037 Limited tax obligation bond K-12 school facility Rancho Madrina School Facs & Cap Imp	NR	Neg	(BC) Stradling Yocca (TR) US Bank Natl Assoc (UW) UBS Financial Services	09-01-34 Comb	5.145 NIC

### YEARLY FISCAL STATUS REPORT INFORMATION

#### A. FUND BALANCES

<u>Year</u>	<u>Principal Amt Outstanding(\$)</u>	<u>Minimum Bond Reserve(\$)</u>	<u>Bond Reserve Fund(\$)</u>	<u>Capitalized Interest(\$)</u>	<u>Construction Fund(\$)</u>
04/05	7,085,000	628,156	633,097	198,929	2,305,867
05/06	7,085,000	628,156	641,264	0	1,062,020
06/07	7,060,000	628,156	648,396	0	598,702

#### B. TAX COLLECTION

<u>Year</u>	<u>Taxes Due(\$)</u>	<u>Taxes Unpaid(\$)</u>	<u>Percent</u>	<u>Teeter Plan</u>
04/05	0	0	0	Yes
05/06	448,377	0	0	Yes
06/07	463,208	13,668	3	Yes

#### C. DELINQUENT PARCELS

<u>Year</u>	<u>Reporting Date</u>	<u># of Parcels</u>	<u>Total Amount Due(\$)</u>
04/05	10-06-05	0	0
05/06	09-28-06	0	0
06/07	10-11-07	4	13,668

#### D. FORECLOSURE

<u># of Parcels</u>	<u>Total Amount of Taxes Due (\$)</u>
0	0
0	0
0	0

#### E. ASSESSED VALUE OF PARCELS

<u>Reporting Date</u>	<u>Appraisal/ Tax Roll</u>	<u>Assessed Value(\$)</u>
07-01-05	Tax Roll	38,464,625
07-01-06	Tax Roll	65,045,666
07-01-07	Tax Roll	152,424,591

#### F. MISCELLANEOUS



## 2007 MELLO-ROOS YEARLY FISCAL STATUS REPORT

<u>Date</u>	<u>Amount(\$)</u>	<u>Issuing Entity, County, Type of Debt, Purpose</u>	<u>Rating(s) Enhancmt</u>	<u>Type of Sale</u>	<u>Role, Participant</u>	<u>Maturity Date/ Type</u>	<u>Interest Rate/ Type</u>
05-23-06	\$71,810,000	Capistrano Unified School District CFD No 87-1 Orange CDIAC Number: 2006-0590 Limited tax obligation bond K-12 school facility Refunding	S:AAA/A+ M:Aaa  Ins	Neg	(BC) Stradling Yocca (EN) Ambac (TR) US Bank Natl Assoc (UW) UBS Securities	09-01-20 Serial	4.051 NIC

### YEARLY FISCAL STATUS REPORT INFORMATION

#### A. FUND BALANCES

<u>Year</u>	<u>Principal Amt Outstanding(\$)</u>	<u>Minimum Bond Reserve(\$)</u>	<u>Bond Reserve Fund(\$)</u>	<u>Capitalized Interest(\$)</u>	<u>Construction Fund(\$)</u>
05/06	71,810,000	7,152,000	3,576,300	0	15,199,496
06/07	67,310,000	7,152,000	3,576,301	0	10,061,929

#### B. TAX COLLECTION

<u>Taxes Due(\$)</u>	<u>Taxes Unpaid(\$)</u>	<u>Percent</u>	<u>Teeter Plan</u>
8,794,492	59,951	1	Yes
9,008,834	107,316	1	Yes

#### C. DELINQUENT PARCELS

<u>Year</u>	<u>Reporting Date</u>	<u># of Parcels</u>	<u>Total Amount Due(\$)</u>
05/06	09-28-06	201	73,507
06/07	10-11-07	341	137,979

#### D. FORECLOSURE

<u># of Parcels</u>	<u>Total Amount of Taxes Due (\$)</u>
0	0
0	0

#### E. ASSESSED VALUE OF PARCELS

<u>Reporting Date</u>	<u>Appraisal/ Tax Roll</u>	<u>Assessed Value(\$)</u>
07-01-06	Tax Roll	8,274,634,797
07-01-07	Tax Roll	8,824,824,215

#### F. MISCELLANEOUS

The District has purchased a reserve policy in satisfaction of 50% of the Reserve Requirement.



## 2007 MELLO-ROOS YEARLY FISCAL STATUS REPORT

<u>Date</u>	<u>Amount(\$)</u>	<u>Issuing Entity, County, Type of Debt, Purpose</u>	<u>Rating(s) Enhancmt</u>	<u>Type of Sale</u>	<u>Role, Participant</u>	<u>Maturity Date/ Type</u>	<u>Interest Rate/ Type</u>
05-07-96	\$12,755,000	Capistrano Unified School District CFD No 88-1 Orange CDIAC Number: 1996-0321 Limited tax obligation bond K-12 school facility Refunding	S:AAA M:Aaa  Ins	Neg	(BC) Stradling Yocca (EN) FSA (TR) First Trust of CA (UW) Stone & Youngberg	09-01-14 Comb	5.734 NIC

### YEARLY FISCAL STATUS REPORT INFORMATION

#### A. FUND BALANCES

<u>Year</u>	<u>Principal Amt Outstanding(\$)</u>	<u>Minimum Bond Reserve(\$)</u>	<u>Bond Reserve Fund(\$)</u>	<u>Capitalized Interest(\$)</u>	<u>Construction Fund(\$)</u>	<u>Taxes Due(\$)</u>	<u>Taxes Unpaid(\$)</u>	<u>Percent</u>	<u>Teeter Plan</u>
01/02	10,975,000	1,275,500	637,753	0	3,165	1,248,754	15,139	1	Yes
02/03	10,500,000	1,275,500	638,264	0	3,332	1,261,950	9,092	1	Yes
03/04	9,980,000	1,275,500	637,750	0	0	1,301,575	4,439	0	Yes
04/05	9,410,000	1,275,500	637,750	0	0	1,284,325	7,756	1	Yes
05/06	8,790,000	1,275,500	637,750	0	0	1,284,417	13,856	1	Yes
06/07	8,110,000	1,275,500	637,750	0	0	1,382,716	32,268	2	Yes

#### B. TAX COLLECTION

#### C. DELINQUENT PARCELS

<u>Year</u>	<u>Reporting Date</u>	<u># of Parcels</u>	<u>Total Amount Due(\$)</u>	<u># of Parcels</u>	<u>Total Amount of Taxes Due (\$)</u>	<u>Reporting Date</u>	<u>Appraisal/ Tax Roll</u>	<u>Assessed Value(\$)</u>
01/02	07-11-02	70	22,232	0	0	06-30-02	Tax Roll	651,764,625
02/03	10-08-03	42	14,948	0	0	06-30-03	Tax Roll	699,677,735
03/04	10-13-04	14	6,399	0	0	07-01-04	Tax Roll	74,388,021
04/05	10-06-05	30	8,493	0	0	07-01-05	Tax Roll	820,909,581
05/06	09-28-06	65	15,502	0	0	07-01-06	Tax Roll	899,220,671
06/07	10-11-07	85	37,674	0	0	07-01-07	Tax Roll	958,603,947

#### D. FORECLOSURE

#### E. ASSESSED VALUE OF PARCELS

#### F. MISCELLANEOUS

Financial Security Assurance Inc. has provided a municipal bond debt service reserve insurance policy equal to 50% of Reserve Requirement.



## 2007 MELLO-ROOS YEARLY FISCAL STATUS REPORT

<u>Date</u>	<u>Amount(\$)</u>	<u>Issuing Entity, County, Type of Debt, Purpose</u>	<u>Rating(s) Enhancmt</u>	<u>Type of Sale</u>	<u>Role, Participant</u>	<u>Maturity Date/ Type</u>	<u>Interest Rate/ Type</u>
10-23-03	\$49,675,000	Capistrano Unified School District CFD No 90-2 Orange CDIAC Number: 2003-1724 Limited tax obligation bond K-12 school facility Talega IA No 2002-1	NR	Neg	(BC) Stradling Yocca (TR) US Bank Natl Assoc (UW) UBS Financial Services	09-01-33 Comb	5.924 NIC

### YEARLY FISCAL STATUS REPORT INFORMATION

#### A. FUND BALANCES

<u>Year</u>	<u>Principal Amt Outstanding(\$)</u>	<u>Minimum Bond Reserve(\$)</u>	<u>Bond Reserve Fund(\$)</u>	<u>Capitalized Interest(\$)</u>	<u>Construction Fund(\$)</u>
03/04	49,675,000	4,822,212	4,822,217	3,493,909	20,251,931
04/05	49,675,000	4,822,212	4,875,096	1,402,931	11,836,206
05/06	49,675,000	4,822,212	4,903,181	0	8,152,700
06/07	49,545,000	4,822,212	4,969,599	0	3,904,707

#### B. TAX COLLECTION

<u>Year</u>	<u>Taxes Due(\$)</u>	<u>Taxes Unpaid(\$)</u>	<u>Percent</u>	<u>Teeter Plan</u>
03/04	160,451	0	0	Yes
04/05	847,770	10,516	1	Yes
05/06	3,064,968	35,882	1	Yes
06/07	2,970,145	95,481	3	Yes

#### C. DELINQUENT PARCELS

<u>Year</u>	<u>Reporting Date</u>	<u># of Parcels</u>	<u>Total Amount Due(\$)</u>
03/04	10-13-04	0	0
04/05	10-06-05	12	10,516
05/06	09-28-06	33	38,149
06/07	10-11-07	75	111,713

#### D. FORECLOSURE

<u># of Parcels</u>	<u>Total Amount of Taxes Due (\$)</u>
0	0
0	0
0	0
0	0

#### E. ASSESSED VALUE OF PARCELS

<u>Reporting Date</u>	<u>Appraisal/ Tax Roll</u>	<u>Assessed Value(\$)</u>
07-01-04	Tax Roll	299,674,084
07-01-05	Tax Roll	685,242,305
07-01-06	Tax Roll	1,044,631,431
07-01-07	Tax Roll	1,460,115,537

#### F. MISCELLANEOUS





## 2007 MELLO-ROOS YEARLY FISCAL STATUS REPORT

<u>Date</u>	<u>Amount(\$)</u>	<u>Issuing Entity, County, Type of Debt, Purpose</u>	<u>Rating(s) Enhancmt</u>	<u>Type of Sale</u>	<u>Role, Participant</u>	<u>Maturity Date/ Type</u>	<u>Interest Rate/ Type</u>
05-23-06	\$44,980,000	Capistrano Unified School District CFD No 90-2 Orange CDIAC Number: 2006-0576 Limited tax obligation bond K-12 school facility Talega Refunding	S:AAA M:Aaa  Ins	Neg	(BC) Stradling Yocca (EN) Ambac (TR) US Bank Natl Assoc (UW) UBS Securities	09-01-32 Comb	4.697 NIC

### YEARLY FISCAL STATUS REPORT INFORMATION

#### A. FUND BALANCES

<u>Year</u>	<u>Principal Amt Outstanding(\$)</u>	<u>Minimum Bond Reserve(\$)</u>	<u>Bond Reserve Fund(\$)</u>	<u>Capitalized Interest(\$)</u>	<u>Construction Fund(\$)</u>
05/06	44,980,000	3,864,528	1,932,264	0	1,219,474
06/07	44,215,000	3,864,528	1,932,292	0	921,161

#### B. TAX COLLECTION

<u>Year</u>	<u>Taxes Due(\$)</u>	<u>Taxes Unpaid(\$)</u>	<u>Percent</u>	<u>Teeter Plan</u>
05/06	2,495,847	31,169	1	Yes
06/07	2,910,838	81,287	3	Yes

#### C. DELINQUENT PARCELS

<u>Year</u>	<u>Reporting Date</u>	<u># of Parcels</u>	<u>Total Amount Due(\$)</u>
05/06	09-28-06	49	34,970
06/07	10-11-07	104	92,238

#### D. FORECLOSURE

<u># of Parcels</u>	<u>Total Amount of Taxes Due (\$)</u>
0	0
0	0

#### E. ASSESSED VALUE OF PARCELS

<u>Reporting Date</u>	<u>Appraisal/ Tax Roll</u>	<u>Assessed Value(\$)</u>
07-01-06	Tax Roll	2,055,540,873
07-01-07	Tax Roll	2,532,123,479

#### F. MISCELLANEOUS

The District has purchased a reserve policy in satisfaction of 50% of the Reserve Requirement.



## 2007 MELLO-ROOS YEARLY FISCAL STATUS REPORT

<u>Date</u>	<u>Amount(\$)</u>	<u>Issuing Entity, County, Type of Debt, Purpose</u>	<u>Rating(s) Enhancmt</u>	<u>Type of Sale</u>	<u>Role, Participant</u>	<u>Maturity Date/ Type</u>	<u>Interest Rate/ Type</u>
06-18-98	\$31,360,000	Capistrano Unified School District CFD No 92-1 Orange CDIAC Number: 1998-1212 Limited tax obligation bond K-12 school facility Las Flores Refunding	S:AAA M:Aaa  Ins	Neg	(BC) Stradling Yocca (EN) MBIA Corp (TR) US Bank Corp Trust (UW) Stone & Youngberg	09-01-23 Comb	5.075 NIC

### YEARLY FISCAL STATUS REPORT INFORMATION

#### A. FUND BALANCES

<u>Year</u>	<u>Principal Amt Outstanding(\$)</u>	<u>Minimum Bond Reserve(\$)</u>	<u>Bond Reserve Fund(\$)</u>	<u>Capitalized Interest(\$)</u>	<u>Construction Fund(\$)</u>
01/02	29,530,000	2,218,000	2,218,040	0	3,635,056
02/03	28,710,000	2,218,000	2,218,000	0	1,735,709
03/04	29,860,000	2,218,000	2,218,004	0	425,929
04/05	26,975,000	2,218,000	2,218,013	0	430,783
05/06	26,055,000	2,218,000	2,218,013	0	167,810
06/07	25,095,000	2,218,000	2,218,016	0	168,592

#### B. TAX COLLECTION

<u>Year</u>	<u>Taxes Due(\$)</u>	<u>Taxes Unpaid(\$)</u>	<u>Percent</u>	<u>Teeter Plan</u>
01/02	2,447,401	38,476	2	Yes
02/03	2,504,935	17,152	1	Yes
03/04	2,553,913	5,873	0	Yes
04/05	2,608,615	9,214	0	Yes
05/06	2,658,226	23,779	1	Yes
06/07	2,718,405	35,139	1	Yes

#### C. DELINQUENT PARCELS

<u>Year</u>	<u>Reporting Date</u>	<u># of Parcels</u>	<u>Total Amount Due(\$)</u>
01/02	07-11-02	51	53,417
02/03	10-08-03	22	25,232
03/04	10-13-04	10	9,491
04/05	10-06-05	12	9,722
05/06	09-28-06	30	25,552
06/07	10-11-07	35	41,669

#### D. FORECLOSURE

<u># of Parcels</u>	<u>Total Amount of Taxes Due (\$)</u>
0	0
0	0
0	0
0	0
0	0
0	0

#### E. ASSESSED VALUE OF PARCELS

<u>Reporting Date</u>	<u>Appraisal/ Tax Roll</u>	<u>Assessed Value(\$)</u>
06-30-02	Tax Roll	515,479,296
06-30-03	Tax Roll	549,972,664
07-01-04	Tax Roll	589,652,149
07-01-05	Tax Roll	644,464,117
07-01-06	Tax Roll	704,607,814
07-01-07	Tax Roll	741,480,053

#### F. MISCELLANEOUS



## 2007 MELLO-ROOS YEARLY FISCAL STATUS REPORT

<u>Date</u>	<u>Amount(\$)</u>	<u>Issuing Entity, County, Type of Debt, Purpose</u>	<u>Rating(s) Enhancmt</u>	<u>Type of Sale</u>	<u>Role, Participant</u>	<u>Maturity Date/ Type</u>	<u>Interest Rate/ Type</u>
04-14-05	\$119,099,491	Capistrano Unified School District CFD No 98-2 Orange CDIAC Number: 2005-0180 Limited tax obligation bond K-12 school facility Ladera Refunding	S:AAA M:Aaa  Ins	Neg	(BC) Stradling Yocca (EN) FGIC (TR) US Bank Natl Assoc (UW) UBS Financial Services	09-01-33 Comb	***** NIC

### YEARLY FISCAL STATUS REPORT INFORMATION

#### A. FUND BALANCES

<u>Year</u>	<u>Principal Amt Outstanding(\$)</u>	<u>Minimum Bond Reserve(\$)</u>	<u>Bond Reserve Fund(\$)</u>	<u>Capitalized Interest(\$)</u>	<u>Construction Fund(\$)</u>
04/05	119,099,491	10,405,500	2,606,740	0	27,277,237
05/06	118,879,491	10,405,500	2,644,838	0	16,690,818
06/07	118,374,491	10,405,500	2,641,736	0	14,402,902

#### B. TAX COLLECTION

<u>Year</u>	<u>Taxes Due(\$)</u>	<u>Taxes Unpaid(\$)</u>	<u>Percent</u>	<u>Teeter Plan</u>
04/05	5,869,193	47,546	1	Yes
05/06	7,123,769	113,221	2	Yes
06/07	8,170,116	243,318	3	Yes

#### C. DELINQUENT PARCELS

<u>Year</u>	<u>Reporting Date</u>	<u># of Parcels</u>	<u>Total Amount Due(\$)</u>
04/05	10-06-05	74	51,419
05/06	09-28-06	243	122,378
06/07	10-11-07	288	286,942

#### D. FORECLOSURE

<u># of Parcels</u>	<u>Total Amount of Taxes Due (\$)</u>
0	0
0	0
0	0

#### E. ASSESSED VALUE OF PARCELS

<u>Reporting Date</u>	<u>Appraisal/ Tax Roll</u>	<u>Assessed Value(\$)</u>
07-01-05	Tax Roll	3,484,484,313
07-01-06	Tax Roll	4,272,904,365
07-01-07	Tax Roll	4,913,439,069

#### F. MISCELLANEOUS

Financial Guaranty Insurance Company has provided a municipal bond debt service reserve insurance policy equal to 75% of Reserve Requirement.



## 2007 MELLO-ROOS YEARLY FISCAL STATUS REPORT

<u>Date</u>	<u>Amount(\$)</u>	<u>Issuing Entity, County, Type of Debt, Purpose</u>	<u>Rating(s) Enhancmt</u>	<u>Type of Sale</u>	<u>Role, Participant</u>	<u>Maturity Date/ Type</u>	<u>Interest Rate/ Type</u>
05-05-04	\$9,705,000	Cypress CFD No 1 Orange CDIAC Number: 2004-0135 Limited tax obligation bond Multiple capital improvements, public works Sorrento Homes Refunding	S:AAA      Ins	Neg	(BC) Jones Hall (EN) Ambac (TR) Wells Fargo Bank (UW) RBC Dain Rauscher	09-01-16 Serial	4.197 NIC

### YEARLY FISCAL STATUS REPORT INFORMATION

#### A. FUND BALANCES

<u>Year</u>	<u>Principal Amt Outstanding(\$)</u>	<u>Minimum Bond Reserve(\$)</u>	<u>Bond Reserve Fund(\$)</u>	<u>Capitalized Interest(\$)</u>	<u>Construction Fund(\$)</u>
03/04	9,660,000	970,500	970,500	0	0
04/05	9,005,000	970,500	1,011,755	0	0
05/06	9,005,000	970,500	990,775	0	0
06/07	8,345,000	970,500	1,033,297	0	0

#### B. TAX COLLECTION

<u>Taxes Due(\$)</u>	<u>Taxes Unpaid(\$)</u>	<u>Percent</u>	<u>Teeter Plan</u>
0	0	0	No
1,044,067	7,934	1	No
1,035,471	13,448	1	No
1,034,970	9,294	1	No

#### C. DELINQUENT PARCELS

<u>Year</u>	<u>Reporting Date</u>	<u># of Parcels</u>	<u>Total Amount Due(\$)</u>
03/04	04-30-04	0	0
04/05	04-22-05	8	7,934
05/06	05-12-06	11	15,034
06/07	09-08-07	7	13,027

#### D. FORECLOSURE

<u># of Parcels</u>	<u>Total Amount of Taxes Due (\$)</u>
0	0
0	0
0	0
0	0

#### E. ASSESSED VALUE OF PARCELS

<u>Reporting Date</u>	<u>Appraisal/ Tax Roll</u>	<u>Assessed Value(\$)</u>
07-01-04	Tax Roll	323,726,362
07-01-05	Tax Roll	342,579,927
07-01-06	Tax Roll	357,689,770
07-01-07	Tax Roll	373,710,010

#### F. MISCELLANEOUS



## 2007 MELLO-ROOS YEARLY FISCAL STATUS REPORT

<u>Date</u>	<u>Amount(\$)</u>	<u>Issuing Entity, County, Type of Debt, Purpose</u>	<u>Rating(s) Enhancmt</u>	<u>Type of Sale</u>	<u>Role, Participant</u>	<u>Maturity Date/ Type</u>	<u>Interest Rate/ Type</u>
06-19-02	\$21,375,000	Fullerton CFD No 1 Orange CDIAC Number: 2002-0225 Limited tax obligation bond Multiple capital improvements, public works Amerige Heights	NR	Neg	(BC) Jones Hall (TR) US Bank Natl Assoc (UW) RBC Dain Rauscher	09-01-32 Comb	6.252 TIC

### YEARLY FISCAL STATUS REPORT INFORMATION

#### A. FUND BALANCES

<u>Year</u>	<u>Principal Amt Outstanding(\$)</u>	<u>Minimum Bond Reserve(\$)</u>	<u>Bond Reserve Fund(\$)</u>	<u>Capitalized Interest(\$)</u>	<u>Construction Fund(\$)</u>	<u>Taxes Due(\$)</u>	<u>Taxes Unpaid(\$)</u>	<u>Percent</u>	<u>Teeter Plan</u>
02/03	21,375,000	2,134,080	2,139,029	0	2,594,332	1,353,863	0	0	No
03/04	21,375,000	2,134,080	2,148,802	0	2,628,042	1,355,630	11,494	1	No
04/05	21,375,000	2,134,080	2,154,644	0	2,047,509	1,457,832	24,314	2	No
05/06	21,355,000	2,134,080	2,173,230	0	2,130,698	1,419,793	30,400	2	No
06/07	21,305,000	2,134,080	2,170,695	0	2,237,298	1,369,008	33,427	2	No

#### B. TAX COLLECTION

#### C. DELINQUENT PARCELS

<u>Year</u>	<u>Reporting Date</u>	<u># of Parcels</u>	<u>Total Amount Due(\$)</u>	<u># of Parcels</u>	<u>Total Amount of Taxes Due (\$)</u>	<u>Reporting Date</u>	<u>Appraisal/ Tax Roll</u>	<u>Assessed Value(\$)</u>
02/03	08-04-03	0	0	0	0	06-30-03	Tax Roll	326,115,660
03/04	07-27-04	16	11,494	0	0	07-01-04	Tax Roll	546,280,626
04/05	08-01-05	24	27,075	0	0	07-01-05	Tax Roll	630,066,512
05/06	08-20-06	37	34,342	0	0	01-01-06	Tax Roll	699,504,766
06/07	10-26-07	51	41,236	0	0	01-01-07	Tax Roll	807,707,458

#### D. FORECLOSURE

#### E. ASSESSED VALUE OF PARCELS

#### F. MISCELLANEOUS



## 2007 MELLO-ROOS YEARLY FISCAL STATUS REPORT

<u>Date</u>	<u>Amount(\$)</u>	<u>Issuing Entity, County, Type of Debt, Purpose</u>	<u>Rating(s) Enhancmt</u>	<u>Type of Sale</u>	<u>Role, Participant</u>	<u>Maturity Date/ Type</u>	<u>Interest Rate/ Type</u>
04-14-05	\$2,050,000	Fullerton Joint Union High School District CFD No 2005-1 Orange CDIAC Number: 2005-0114 Limited tax obligation bond K-12 school facility District & Buena Park School Facs	NR	Neg	(BC) Jones Hall (FA) Caldwell Flores (TR) Zions First Natl Bk (UW) Stone & Youngberg	09-01-35 Comb	5.254 TIC

### YEARLY FISCAL STATUS REPORT INFORMATION

#### A. FUND BALANCES

<u>Year</u>	<u>Principal Amt Outstanding(\$)</u>	<u>Minimum Bond Reserve(\$)</u>	<u>Bond Reserve Fund(\$)</u>	<u>Capitalized Interest(\$)</u>	<u>Construction Fund(\$)</u>
04/05	2,050,000	136,341	136,651	33,926	1,500,570
05/06	2,050,000	136,341	140,144	0	1,554,711
06/07	2,015,000	136,341	138,523	0	893,808

#### B. TAX COLLECTION

<u>Year</u>	<u>Taxes Due(\$)</u>	<u>Taxes Unpaid(\$)</u>	<u>Percent</u>	<u>Teeter Plan</u>
04/05	0	0	0	No
05/06	181,823	777	0	No
06/07	175,135	5,988	3	No

#### C. DELINQUENT PARCELS

<u>Year</u>	<u>Reporting Date</u>	<u># of Parcels</u>	<u>Total Amount Due(\$)</u>
04/05		0	0
05/06	08-28-06	1	777
06/07	08-08-07	6	5,988

#### D. FORECLOSURE

<u># of Parcels</u>	<u>Total Amount of Taxes Due (\$)</u>
0	0
0	0
0	0

#### E. ASSESSED VALUE OF PARCELS

<u>Reporting Date</u>	<u>Appraisal/ Tax Roll</u>	<u>Assessed Value(\$)</u>
03-01-05	Appraisal	43,500,000
07-01-06	Tax Roll	87,056,454
07-01-07	Tax Roll	89,091,356

#### F. MISCELLANEOUS



## 2007 MELLO-ROOS YEARLY FISCAL STATUS REPORT

<u>Date</u>	<u>Amount(\$)</u>	<u>Issuing Entity, County, Type of Debt, Purpose</u>	<u>Rating(s) Enhancmt</u>	<u>Type of Sale</u>	<u>Role, Participant</u>	<u>Maturity Date/ Type</u>	<u>Interest Rate/ Type</u>
11-01-01	\$1,195,000	Fullerton School District CFD No 2000-1 Orange CDIAC Number: 2001-1579 Limited tax obligation bond Other, multiple educational uses	NR	Neg	(BC) Rutan & Tucker (TR) State Street Bank Corp (UW) Stone & Youngberg	09-01-31 Comb	5.922 NIC

### YEARLY FISCAL STATUS REPORT INFORMATION

#### A. FUND BALANCES

<u>Year</u>	<u>Principal Amt Outstanding(\$)</u>	<u>Minimum Bond Reserve(\$)</u>	<u>Bond Reserve Fund(\$)</u>	<u>Capitalized Interest(\$)</u>	<u>Construction Fund(\$)</u>
01/02	1,195,000	89,119	89,578	62,995	828,360
02/03	1,195,000	89,120	89,370	15	831,474
03/04	1,195,000	89,119	89,293	0	837,147
04/05	1,175,000	89,119	89,763	0	258,288
05/06	1,155,000	89,119	90,663	0	32,819
06/07	1,135,000	89,119	93,230	0	9,977

#### B. TAX COLLECTION

<u>Year</u>	<u>Taxes Due(\$)</u>	<u>Taxes Unpaid(\$)</u>	<u>Percent</u>	<u>Teeter Plan</u>
01/02	89,438	0	0	Yes
02/03	89,438	733	1	No
03/04	133,424	7,331	5	No
04/05	133,424	2,199	2	No
05/06	133,424	5,132	4	No
06/07	133,424	5,865	4	Yes

#### C. DELINQUENT PARCELS

<u>Year</u>	<u>Reporting Date</u>	<u># of Parcels</u>	<u>Total Amount Due(\$)</u>
01/02		0	0
02/03	06-30-03	1	733
03/04	06-30-04	9	7,331
04/05	06-30-05	2	2,199
05/06	06-30-06	5	5,132
06/07	06-30-07	5	5,865

#### D. FORECLOSURE

<u># of Parcels</u>	<u>Total Amount of Taxes Due (\$)</u>
0	0
0	0
0	0
0	0
0	0
0	0

#### E. ASSESSED VALUE OF PARCELS

<u>Reporting Date</u>	<u>Appraisal/ Tax Roll</u>	<u>Assessed Value(\$)</u>
06-30-02	Tax Roll	7,963,702
06-30-03	Tax Roll	53,987,596
06-30-04	Tax Roll	60,935,904
07-01-05	Tax Roll	63,816,301
07-01-06	Tax Roll	60,337,190
07-01-07	Tax Roll	68,771,145

#### F. MISCELLANEOUS



## 2007 MELLO-ROOS YEARLY FISCAL STATUS REPORT

<u>Date</u>	<u>Amount(\$)</u>	<u>Issuing Entity, County, Type of Debt, Purpose</u>	<u>Rating(s) Enhancmt</u>	<u>Type of Sale</u>	<u>Role, Participant</u>	<u>Maturity Date/ Type</u>	<u>Interest Rate/ Type</u>
12-11-01	\$9,725,000	Fullerton School District CFD No 2001-1 Orange CDIAC Number: 2001-1578 Limited tax obligation bond K-12 school facility	NR	Neg	(BC) Rutan & Tucker (TR) State Street Bank Corp (UW) Stone & Youngberg	09-01-31 Comb	6.325 TIC

### YEARLY FISCAL STATUS REPORT INFORMATION

#### A. FUND BALANCES

<u>Year</u>	<u>Principal Amt Outstanding(\$)</u>	<u>Minimum Bond Reserve(\$)</u>	<u>Bond Reserve Fund(\$)</u>	<u>Capitalized Interest(\$)</u>	<u>Construction Fund(\$)</u>
01/02	19,450,000	1,463,556	1,471,090	560,972	10,120,322
02/03	19,450,000	1,463,556	1,467,675	0	7,473,801
03/04	19,160,000	1,463,556	1,466,425	0	753,427
04/05	18,860,000	1,463,556	1,474,138	0	93,667
05/06	18,550,000	1,463,556	1,489,021	0	97,585
06/07	18,225,000	1,463,556	1,529,810	0	127,887

#### B. TAX COLLECTION

<u>Year</u>	<u>Taxes Due(\$)</u>	<u>Taxes Unpaid(\$)</u>	<u>Percent</u>	<u>Teeter Plan</u>
01/02	1,525,152	0	0	Yes
02/03	161,965	972	1	No
03/04	1,516,153	69,450	5	No
04/05	1,780,925	31,910	2	No
05/06	1,853,425	46,750	3	No
06/07	1,907,485	68,811	4	Yes

#### C. DELINQUENT PARCELS

<u>Year</u>	<u>Reporting Date</u>	<u># of Parcels</u>	<u>Total Amount Due(\$)</u>
01/02		0	0
02/03	06-30-03	1	972
03/04	06-30-04	60	69,450
04/05	06-30-05	23	31,910
05/06	06-30-06	46	49,665
06/07	06-30-07	61	70,755

#### D. FORECLOSURE

<u># of Parcels</u>	<u>Total Amount of Taxes Due (\$)</u>
0	0
0	0
0	0
0	0
0	0
0	0

#### E. ASSESSED VALUE OF PARCELS

<u>Reporting Date</u>	<u>Appraisal/ Tax Roll</u>	<u>Assessed Value(\$)</u>
06-30-02	Tax Roll	104,312,154
06-30-03	Tax Roll	271,618,840
06-30-04	Tax Roll	491,235,060
07-01-05	Tax Roll	573,716,574
07-01-06	Tax Roll	944,298,648
07-01-07	Tax Roll	718,602,507

#### F. MISCELLANEOUS

All fund balances combined with 2002-0043.





## 2007 MELLO-ROOS YEARLY FISCAL STATUS REPORT

<u>Date</u>	<u>Amount(\$)</u>	<u>Issuing Entity, County, Type of Debt, Purpose</u>	<u>Rating(s) Enhancmt</u>	<u>Type of Sale</u>	<u>Role, Participant</u>	<u>Maturity Date/ Type</u>	<u>Interest Rate/ Type</u>
12-11-01	\$9,725,000	Fullerton School District CFD No 2001-1 Orange CDIAC Number: 2002-0043 Limited tax obligation bond Parks, open space	NR	Neg	(BC) Rutan & Tucker (TR) State Street Bank Corp (UW) Stone & Youngberg	09-01-31 Comb	6.325 TIC

### YEARLY FISCAL STATUS REPORT INFORMATION

#### A. FUND BALANCES

<u>Year</u>	<u>Principal Amt Outstanding(\$)</u>	<u>Minimum Bond Reserve(\$)</u>	<u>Bond Reserve Fund(\$)</u>	<u>Capitalized Interest(\$)</u>	<u>Construction Fund(\$)</u>
01/02	19,450,000	1,463,556	1,471,090	560,972	10,120,322
02/03	19,450,000	1,463,556	1,467,675	0	7,473,801
03/04	9,725,000	1,463,556	1,466,425	0	753,427
04/05	18,860,000	1,463,556	1,474,138	0	93,667
05/06	18,550,000	1,463,556	1,489,021	0	97,585
06/07	18,225,000	1,463,556	1,529,810	0	127,887

#### B. TAX COLLECTION

<u>Year</u>	<u>Taxes Due(\$)</u>	<u>Taxes Unpaid(\$)</u>	<u>Percent</u>	<u>Teeter Plan</u>
01/02	1,525,152	0	0	Yes
02/03	161,965	972	1	No
03/04	1,516,153	69,450	5	No
04/05	1,780,925	31,910	2	No
05/06	1,853,425	46,750	3	No
06/07	1,907,485	68,811	4	Yes

#### C. DELINQUENT PARCELS

<u>Year</u>	<u>Reporting Date</u>	<u># of Parcels</u>	<u>Total Amount Due(\$)</u>
01/02		0	0
02/03	06-30-03	1	972
03/04	06-30-04	60	69,450
04/05	06-30-05	23	31,910
05/06	06-30-06	46	49,665
06/07	06-30-07	61	70,755

#### D. FORECLOSURE

<u># of Parcels</u>	<u>Total Amount of Taxes Due (\$)</u>
0	0
0	0
0	0
0	0
0	0
0	0

#### E. ASSESSED VALUE OF PARCELS

<u>Reporting Date</u>	<u>Appraisal/ Tax Roll</u>	<u>Assessed Value(\$)</u>
06-30-02	Tax Roll	104,312,154
06-30-03	Tax Roll	271,618,840
06-30-04	Tax Roll	491,235,060
07-01-05	Tax Roll	573,716,574
07-01-06	Tax Roll	944,298,648
07-01-07	Tax Roll	718,602,507

#### F. MISCELLANEOUS

All fund balances combined with 2001-1578.



## 2007 MELLO-ROOS YEARLY FISCAL STATUS REPORT

<u>Date</u>	<u>Amount(\$)</u>	<u>Issuing Entity, County, Type of Debt, Purpose</u>	<u>Rating(s) Enhancmt</u>	<u>Type of Sale</u>	<u>Role, Participant</u>	<u>Maturity Date/ Type</u>	<u>Interest Rate/ Type</u>
10-29-01	\$2,155,000	Huntington Beach CFD No 1990-1 Orange CDIAC Number: 2001-1930 Limited tax obligation bond Multiple capital improvements, public works Goldenwest/Ellis Area Refunding	S:BBB	Neg	(BC) Quint & Thimmig (FA) Harrell & Co Advisors (TR) US Bank Corp Trust (UW) O'Connor SWS Securities	10-01-20 Comb	5.178 NIC

### YEARLY FISCAL STATUS REPORT INFORMATION

#### A. FUND BALANCES

<u>Year</u>	<u>Principal Amt Outstanding(\$)</u>	<u>Minimum Bond Reserve(\$)</u>	<u>Bond Reserve Fund(\$)</u>	<u>Capitalized Interest(\$)</u>	<u>Construction Fund(\$)</u>
01/02	2,155,000	172,400	173,661	0	0
02/03	2,070,000	172,400	173,248	0	0
03/04	1,995,000	172,400	173,035	0	0
04/05	1,915,000	172,400	173,420	0	0
05/06	1,830,000	172,400	172,400	0	0
06/07	1,745,000	172,400	174,651	0	0

#### B. TAX COLLECTION

<u>Year</u>	<u>Taxes Due(\$)</u>	<u>Taxes Unpaid(\$)</u>	<u>Percent</u>	<u>Teeter Plan</u>
01/02	263,999	5,739	2	No
02/03	239,000	1,039	0	No
03/04	239,000	2,078	1	No
04/05	239,000	12,470	5	No
05/06	238,991	1,039	0	No
06/07	239,000	7,274	3	No

#### C. DELINQUENT PARCELS

<u>Year</u>	<u>Reporting Date</u>	<u># of Parcels</u>	<u>Total Amount Due(\$)</u>
01/02	06-30-02	3	5,739
02/03	06-30-03	1	1,039
03/04	06-30-04	1	2,078
04/05	06-30-05	9	12,470
05/06	06-30-06	1	1,039
06/07	09-08-07	6	7,274

#### D. FORECLOSURE

<u># of Parcels</u>	<u>Total Amount of Taxes Due (\$)</u>
0	0
0	0
0	0
0	0
0	0
0	0

#### E. ASSESSED VALUE OF PARCELS

<u>Reporting Date</u>	<u>Appraisal/ Tax Roll</u>	<u>Assessed Value(\$)</u>
06-30-02	Tax Roll	99,015,281
06-30-03	Tax Roll	102,718,868
06-30-04	Tax Roll	107,250,114
06-30-05	Tax Roll	113,530,487
01-01-06	Tax Roll	125,598,758
07-01-07	Tax Roll	132,431,628

#### F. MISCELLANEOUS



## 2007 MELLO-ROOS YEARLY FISCAL STATUS REPORT

<u>Date</u>	<u>Amount(\$)</u>	<u>Issuing Entity, County, Type of Debt, Purpose</u>	<u>Rating(s) Enhancmt</u>	<u>Type of Sale</u>	<u>Role, Participant</u>	<u>Maturity Date/ Type</u>	<u>Interest Rate/ Type</u>
12-07-01	\$16,000,000	Huntington Beach CFD No 2000-1 Orange CDIAC Number: 2001-2048 Limited tax obligation bond Multiple capital improvements, public works Grand Coast Resort	NR	Neg	(BC) Best Best & Krieger (TR) US Bank Corp Trust (UW) Sutro & Co	09-01-31 Comb	6.319 TIC

### YEARLY FISCAL STATUS REPORT INFORMATION

#### A. FUND BALANCES

<u>Year</u>	<u>Principal Amt Outstanding(\$)</u>	<u>Minimum Bond Reserve(\$)</u>	<u>Bond Reserve Fund(\$)</u>	<u>Capitalized Interest(\$)</u>	<u>Construction Fund(\$)</u>
01/02	16,000,000	1,238,224	1,238,222	1,356,896	140,232
02/03	16,000,000	1,238,223	1,238,225	443,980	0
03/04	16,000,000	1,238,223	1,238,226	0	0
04/05	15,755,000	1,238,223	1,255,381	0	0
05/06	15,500,000	1,238,223	1,238,223	0	0
06/07	15,235,000	1,238,223	1,294,228	0	0

#### B. TAX COLLECTION

<u>Taxes Due(\$)</u>	<u>Taxes Unpaid(\$)</u>	<u>Percent</u>	<u>Teeter Plan</u>
0	0	0	No
0	0	0	No
1,259,004	0	0	No
1,229,975	0	0	No
1,230,099	0	0	No
1,190,709	0	0	No

#### C. DELINQUENT PARCELS

<u>Year</u>	<u>Reporting Date</u>	<u># of Parcels</u>	<u>Total Amount Due(\$)</u>
01/02	06-30-02	0	0
02/03	06-30-03	0	0
03/04	06-30-04	0	0
04/05	06-30-05	0	0
05/06	06-30-06	0	0
06/07	09-08-07	0	0

#### D. FORECLOSURE

<u># of Parcels</u>	<u>Total Amount of Taxes Due (\$)</u>
0	0
0	0
0	0
0	0
0	0
0	0

#### E. ASSESSED VALUE OF PARCELS

<u>Reporting Date</u>	<u>Appraisal/ Tax Roll</u>	<u>Assessed Value(\$)</u>
06-30-02	Appraisal	56,780,000
06-30-03	Tax Roll	27,398,395
06-30-04	Tax Roll	184,776,094
06-30-05	Tax Roll	184,776,094
01-01-06	Tax Roll	190,366,838
07-01-07	Tax Roll	177,885,263

#### F. MISCELLANEOUS



## 2007 MELLO-ROOS YEARLY FISCAL STATUS REPORT

<u>Date</u>	<u>Amount(\$)</u>	<u>Issuing Entity, County, Type of Debt, Purpose</u>	<u>Rating(s) Enhancmt</u>	<u>Type of Sale</u>	<u>Role, Participant</u>	<u>Maturity Date/ Type</u>	<u>Interest Rate/ Type</u>
06-27-02	\$4,900,000	Huntington Beach CFD No 2002-1 Orange CDIAC Number: 2002-0347 Limited tax obligation bond Multiple capital improvements, public works McDonnell Centre Business Pk IA A	NR	Neg	(BC) Quint & Thimmig (TR) BNY Western Trust (UW) Stone & Youngberg	09-01-32 Comb	6.267 NIC

### YEARLY FISCAL STATUS REPORT INFORMATION

#### A. FUND BALANCES

<u>Year</u>	<u>Principal Amt Outstanding(\$)</u>	<u>Minimum Bond Reserve(\$)</u>	<u>Bond Reserve Fund(\$)</u>	<u>Capitalized Interest(\$)</u>	<u>Construction Fund(\$)</u>
01/02	4,900,000	490,000	490,000	36,293	4,059,569
02/03	4,900,000	490,000	490,012	2	2,308
03/04	4,900,000	490,000	490,010	2	0
04/05	4,900,000	490,000	490,010	2	0
05/06	4,895,000	490,000	490,000	0	0
06/07	4,885,000	487,000	497,240	0	0

#### B. TAX COLLECTION

<u>Taxes Due(\$)</u>	<u>Taxes Unpaid(\$)</u>	<u>Percent</u>	<u>Teeter Plan</u>
0	0	0	No
299,016	0	0	No
298,790	0	0	No
262,362	0	0	No
267,177	9,488	4	No
344,278	0	0	No

#### C. DELINQUENT PARCELS

<u>Year</u>	<u>Reporting Date</u>	<u># of Parcels</u>	<u>Total Amount Due(\$)</u>
01/02	06-30-02	0	0
02/03	06-30-03	0	0
03/04	06-30-04	0	0
04/05	06-30-05	0	0
05/06	06-30-06	1	9,488
06/07	09-08-07	0	0

#### D. FORECLOSURE

<u># of Parcels</u>	<u>Total Amount of Taxes Due (\$)</u>
0	0
0	0
0	0
0	0
0	0
0	0

#### E. ASSESSED VALUE OF PARCELS

<u>Reporting Date</u>	<u>Appraisal/ Tax Roll</u>	<u>Assessed Value(\$)</u>
06-30-02	Appraisal	14,750,000
06-30-03	Tax Roll	118,235,734
06-30-04	Tax Roll	20,431,009
06-30-05	Tax Roll	20,431,009
01-01-06	Tax Roll	41,907,730
07-01-07	Tax Roll	59,800,572

#### F. MISCELLANEOUS



## 2007 MELLO-ROOS YEARLY FISCAL STATUS REPORT

<u>Date</u>	<u>Amount(\$)</u>	<u>Issuing Entity, County, Type of Debt, Purpose</u>	<u>Rating(s) Enhancmt</u>	<u>Type of Sale</u>	<u>Role, Participant</u>	<u>Maturity Date/ Type</u>	<u>Interest Rate/ Type</u>
03-30-04	\$25,000,000	Huntington Beach CFD No 2003-1 Orange CDIAC Number: 2003-2070 Limited tax obligation bond Multiple capital improvements, public works Huntington Ctr Bella Terra	NR	Neg	(BC) Best Best & Krieger (TR) US Bank Natl Assoc (UW) UBS Financial Services	09-01-33 Comb	5.775 NIC

### YEARLY FISCAL STATUS REPORT INFORMATION

#### A. FUND BALANCES

<u>Year</u>	<u>Principal Amt Outstanding(\$)</u>	<u>Minimum Bond Reserve(\$)</u>	<u>Bond Reserve Fund(\$)</u>	<u>Capitalized Interest(\$)</u>	<u>Construction Fund(\$)</u>
04/05	25,000,000	1,808,630	1,845,835	0	0
05/06	25,000,000	1,808,630	1,914,872	0	2,265,084
06/07	24,560,000	1,808,630	2,012,717	0	0

#### B. TAX COLLECTION

<u>Year</u>	<u>Taxes Due(\$)</u>	<u>Taxes Unpaid(\$)</u>	<u>Percent</u>	<u>Teeter Plan</u>
04/05	0	0	0	No
05/06	2,348,382	0	0	No
06/07	2,286,684	0	0	No

#### C. DELINQUENT PARCELS

<u>Year</u>	<u>Reporting Date</u>	<u># of Parcels</u>	<u>Total Amount Due(\$)</u>
04/05	06-30-05	0	0
05/06	06-30-06	0	0
06/07	09-08-07	0	0

#### D. FORECLOSURE

<u># of Parcels</u>	<u>Total Amount of Taxes Due (\$)</u>
0	0
0	0
0	0

#### E. ASSESSED VALUE OF PARCELS

<u>Reporting Date</u>	<u>Appraisal/ Tax Roll</u>	<u>Assessed Value(\$)</u>
01-01-05	Tax Roll	75,188,688
06-30-06	Tax Roll	132,700,190
07-01-07	Tax Roll	204,921,699

#### F. MISCELLANEOUS



## 2007 MELLO-ROOS YEARLY FISCAL STATUS REPORT

<u>Date</u>	<u>Amount(\$)</u>	<u>Issuing Entity, County, Type of Debt, Purpose</u>	<u>Rating(s) Enhancmt</u>	<u>Type of Sale</u>	<u>Role, Participant</u>	<u>Maturity Date/ Type</u>	<u>Interest Rate/ Type</u>
07-27-06	\$24,375,000	Irvine CFD No 2005-2 Orange CDIAC Number: 2006-0910 Limited tax obligation bond Multiple capital improvements, public works Columbus Grove	NR	Neg	(BC) Rutan & Tucker (FA) Fieldman Rolapp (TR) Wells Fargo Bank (UW) UBS Securities	09-01-36 Comb	5.198 NIC

### YEARLY FISCAL STATUS REPORT INFORMATION

#### A. FUND BALANCES

<u>Year</u>	<u>Principal Amt Outstanding(\$)</u>	<u>Minimum Bond Reserve(\$)</u>	<u>Bond Reserve Fund(\$)</u>	<u>Capitalized Interest(\$)</u>	<u>Construction Fund(\$)</u>
06/07	24,375,000	1,620,563	1,641,692	0	22,778,442

#### B. TAX COLLECTION

<u>Taxes Due(\$)</u>	<u>Taxes Unpaid(\$)</u>	<u>Percent</u>	<u>Teeter Plan</u>
1,693,503	55,620	3	No

#### C. DELINQUENT PARCELS

<u>Year</u>	<u>Reporting Date</u>	<u># of Parcels</u>	<u>Total Amount Due(\$)</u>
06/07	10-23-07	10	55,620

#### D. FORECLOSURE

<u># of Parcels</u>	<u>Total Amount of Taxes Due (\$)</u>
0	0

#### E. ASSESSED VALUE OF PARCELS

<u>Reporting Date</u>	<u>Appraisal/ Tax Roll</u>	<u>Assessed Value(\$)</u>
01-01-07	Tax Roll	228,184,472

#### F. MISCELLANEOUS



## 2007 MELLO-ROOS YEARLY FISCAL STATUS REPORT

<u>Date</u>	<u>Amount(\$)</u>	<u>Issuing Entity, County, Type of Debt, Purpose</u>	<u>Rating(s) Enhancmt</u>	<u>Type of Sale</u>	<u>Role, Participant</u>	<u>Maturity Date/ Type</u>	<u>Interest Rate/ Type</u>
11-10-05	\$103,475,000	Irvine Unified School District CFD No 01-1 Orange CDIAC Number: 2005-1850 Limited tax obligation bond K-12 school facility S Irvine Communities Refunding	NR	Neg	(BC) Orrick Herrington (FA) Fieldman Rolapp (TR) The Bank of NY Trust Co (UW) Irvine USD FA	09-01-38 Comb	4.916 NIC

### YEARLY FISCAL STATUS REPORT INFORMATION

#### A. FUND BALANCES

<u>Year</u>	<u>Principal Amt Outstanding(\$)</u>	<u>Minimum Bond Reserve(\$)</u>	<u>Bond Reserve Fund(\$)</u>	<u>Capitalized Interest(\$)</u>	<u>Construction Fund(\$)</u>
05/06	103,475,000	8,649,845	8,649,845	0	18,446,038
06/07	101,525,000	8,649,845	8,649,845	0	13,153,807

#### B. TAX COLLECTION

<u>Year</u>	<u>Taxes Due(\$)</u>	<u>Taxes Unpaid(\$)</u>	<u>Percent</u>	<u>Teeter Plan</u>
05/06	5,936,112	68,478	1	Yes
06/07	5,138,717	119,059	2	Yes

#### C. DELINQUENT PARCELS

<u>Year</u>	<u>Reporting Date</u>	<u># of Parcels</u>	<u>Total Amount Due(\$)</u>
05/06	06-30-06	65	68,478
06/07	06-30-07	133	119,059

#### D. FORECLOSURE

<u># of Parcels</u>	<u>Total Amount of Taxes Due (\$)</u>
0	0
0	0

#### E. ASSESSED VALUE OF PARCELS

<u>Reporting Date</u>	<u>Appraisal/ Tax Roll</u>	<u>Assessed Value(\$)</u>
01-01-06	Tax Roll	3,124,471,443
01-01-07	Tax Roll	3,694,842,810

#### F. MISCELLANEOUS



## 2007 MELLO-ROOS YEARLY FISCAL STATUS REPORT

<u>Date</u>	<u>Amount(\$)</u>	<u>Issuing Entity, County, Type of Debt, Purpose</u>	<u>Rating(s) Enhancmt</u>	<u>Type of Sale</u>	<u>Role, Participant</u>	<u>Maturity Date/ Type</u>	<u>Interest Rate/ Type</u>
04-20-06	\$9,000,000	Irvine Unified School District CFD No 04-1 Orange CDIAC Number: 2006-0249 Limited tax obligation bond Multiple capital improvements, public works Northwood Master Planned Community	NR	Neg	(BC) Orrick Herrington (FA) Fieldman Rolapp (TR) The Bank of NY Trust Co (UW) Irvine USD FA	09-01-36 Comb	5.147 NIC

### YEARLY FISCAL STATUS REPORT INFORMATION

#### A. FUND BALANCES

<u>Year</u>	<u>Principal Amt Outstanding(\$)</u>	<u>Minimum Bond Reserve(\$)</u>	<u>Bond Reserve Fund(\$)</u>	<u>Capitalized Interest(\$)</u>	<u>Construction Fund(\$)</u>
05/06	9,000,000	790,672	793,707	0	0
06/07	9,000,000	790,672	796,543	0	0

#### B. TAX COLLECTION

<u>Taxes Due(\$)</u>	<u>Taxes Unpaid(\$)</u>	<u>Percent</u>	<u>Teeter Plan</u>
540,030	8,103	2	Yes
488,167	15,587	3	Yes

#### C. DELINQUENT PARCELS

<u>Year</u>	<u>Reporting Date</u>	<u># of Parcels</u>	<u>Total Amount Due(\$)</u>
05/06	06-30-06	8	8,103
06/07	06-30-07	19	18,088

#### D. FORECLOSURE

<u># of Parcels</u>	<u>Total Amount of Taxes Due (\$)</u>
0	0
0	0

#### E. ASSESSED VALUE OF PARCELS

<u>Reporting Date</u>	<u>Appraisal/ Tax Roll</u>	<u>Assessed Value(\$)</u>
01-01-06	Tax Roll	340,938,419
01-01-07	Tax Roll	390,139,168

#### F. MISCELLANEOUS





## 2007 MELLO-ROOS YEARLY FISCAL STATUS REPORT

<u>Date</u>	<u>Amount(\$)</u>	<u>Issuing Entity, County, Type of Debt, Purpose</u>	<u>Rating(s) Enhancmt</u>	<u>Type of Sale</u>	<u>Role, Participant</u>	<u>Maturity Date/ Type</u>	<u>Interest Rate/ Type</u>
04-20-06	\$38,000,000	Irvine Unified School District CFD No 04-2 Orange CDIAC Number: 2006-0329 Limited tax obligation bond Multiple capital improvements, public works Woodbury IA A Master Planned Community	NR	Neg	(BC) Orrick Herrington (FA) Fieldman Rolapp (TR) The Bank of NY Trust Co (UW) Irvine USD FA	09-01-36 Comb	5.147 NIC

### YEARLY FISCAL STATUS REPORT INFORMATION

#### A. FUND BALANCES

<u>Year</u>	<u>Principal Amt Outstanding(\$)</u>	<u>Minimum Bond Reserve(\$)</u>	<u>Bond Reserve Fund(\$)</u>	<u>Capitalized Interest(\$)</u>	<u>Construction Fund(\$)</u>
05/06	38,000,000	4,341,640	4,358,304	0	24,695,175
06/07	38,000,000	4,341,640	4,373,849	0	13,847,186

#### B. TAX COLLECTION

<u>Year</u>	<u>Taxes Due(\$)</u>	<u>Taxes Unpaid(\$)</u>	<u>Percent</u>	<u>Teeter Plan</u>
05/06	2,699,666	24,748	1	Yes
06/07	2,897,809	86,657	3	Yes

#### C. DELINQUENT PARCELS

<u>Year</u>	<u>Reporting Date</u>	<u># of Parcels</u>	<u>Total Amount Due(\$)</u>
05/06	06-30-06	21	24,748
06/07	06-30-07	41	89,466

#### D. FORECLOSURE

<u># of Parcels</u>	<u>Total Amount of Taxes Due (\$)</u>
0	0
0	0

#### E. ASSESSED VALUE OF PARCELS

<u>Reporting Date</u>	<u>Appraisal/ Tax Roll</u>	<u>Assessed Value(\$)</u>
01-01-06	Tax Roll	775,567,035
01-01-07	Tax Roll	1,067,467,213

#### F. MISCELLANEOUS



## 2007 MELLO-ROOS YEARLY FISCAL STATUS REPORT

<u>Date</u>	<u>Amount(\$)</u>	<u>Issuing Entity, County, Type of Debt, Purpose</u>	<u>Rating(s) Enhancmt</u>	<u>Type of Sale</u>	<u>Role, Participant</u>	<u>Maturity Date/ Type</u>	<u>Interest Rate/ Type</u>
04-20-06	\$23,935,000	Irvine Unified School District CFD No 04-2 Orange CDIAC Number: 2006-0330 Limited tax obligation bond Multiple capital improvements, public works Woodbury IA B Master Planned Community	NR	Neg	(BC) Orrick Herrington (FA) Fieldman Rolapp (TR) The Bank of NY Trust Co (UW) Irvine USD FA	09-01-36 Comb	5.147 NIC

### YEARLY FISCAL STATUS REPORT INFORMATION

#### A. FUND BALANCES

<u>Year</u>	<u>Principal Amt Outstanding(\$)</u>	<u>Minimum Bond Reserve(\$)</u>	<u>Bond Reserve Fund(\$)</u>	<u>Capitalized Interest(\$)</u>	<u>Construction Fund(\$)</u>
05/06	23,935,000	2,103,909	2,111,909	1,010,339	0
06/07	23,935,000	2,103,909	2,119,530	626,438	0

#### B. TAX COLLECTION

<u>Taxes Due(\$)</u>	<u>Taxes Unpaid(\$)</u>	<u>Percent</u>	<u>Teeter Plan</u>
0	0	0	Yes
1,418,596	9,927	1	Yes

#### C. DELINQUENT PARCELS

<u>Year</u>	<u>Reporting Date</u>	<u># of Parcels</u>	<u>Total Amount Due(\$)</u>
05/06	06-30-06	0	0
06/07	06-30-07	10	9,927

#### D. FORECLOSURE

<u># of Parcels</u>	<u>Total Amount of Taxes Due (\$)</u>
0	0
0	0

#### E. ASSESSED VALUE OF PARCELS

<u>Reporting Date</u>	<u>Appraisal/ Tax Roll</u>	<u>Assessed Value(\$)</u>
01-01-06	Tax Roll	33,322,926
01-01-07	Tax Roll	217,816,188

#### F. MISCELLANEOUS



## 2007 MELLO-ROOS YEARLY FISCAL STATUS REPORT

<u>Date</u>	<u>Amount(\$)</u>	<u>Issuing Entity, County, Type of Debt, Purpose</u>	<u>Rating(s) Enhancmt</u>	<u>Type of Sale</u>	<u>Role, Participant</u>	<u>Maturity Date/ Type</u>	<u>Interest Rate/ Type</u>
05-31-07	\$41,241,620	Irvine Unified School District CFD No 06-1 Orange CDIAC Number: 2007-0555 Bond anticipation note K-12 school facility Portola Springs Series A & CABs B	NR	Neg	(BC) Orrick Herrington (FA) Fieldman Rolapp (TR) The Bank of NY Trust Co (UW) Bank of America NA	03-01-09 Comb	4.866 NIC

### YEARLY FISCAL STATUS REPORT INFORMATION

#### A. FUND BALANCES

<u>Year</u>	<u>Principal Amt Outstanding(\$)</u>	<u>Minimum Bond Reserve(\$)</u>	<u>Bond Reserve Fund(\$)</u>	<u>Capitalized Interest(\$)</u>	<u>Construction Fund(\$)</u>
06/07	41,241,620	0	0	0	39,682,279

#### B. TAX COLLECTION

<u>Taxes Due(\$)</u>	<u>Taxes Unpaid(\$)</u>	<u>Percent</u>	<u>Teeter Plan</u>
0	0	0	Yes

#### C. DELINQUENT PARCELS

<u>Year</u>	<u>Reporting Date</u>	<u># of Parcels</u>	<u>Total Amount Due(\$)</u>
06/07	06-30-07	0	0

#### D. FORECLOSURE

<u># of Parcels</u>	<u>Total Amount of Taxes Due (\$)</u>
0	0

#### E. ASSESSED VALUE OF PARCELS

<u>Reporting Date</u>	<u>Appraisal/ Tax Roll</u>	<u>Assessed Value(\$)</u>
01-01-07	Tax Roll	164,317,208

#### F. MISCELLANEOUS



## 2007 MELLO-ROOS YEARLY FISCAL STATUS REPORT

<u>Date</u>	<u>Amount(\$)</u>	<u>Issuing Entity, County, Type of Debt, Purpose</u>	<u>Rating(s) Enhancmt</u>	<u>Type of Sale</u>	<u>Role, Participant</u>	<u>Maturity Date/ Type</u>	<u>Interest Rate/ Type</u>
05-31-07	\$71,306,712	Irvine Unified School District CFD No 07-1 Orange CDIAC Number: 2007-0556 Bond anticipation note K-12 school facility Stonegate Series A & CABs B	NR	Neg	(BC) Orrick Herrington (FA) Fieldman Rolapp (TR) The Bank of NY Trust Co (UW) Bank of America NA	03-01-12 Comb	5.358 NIC

### YEARLY FISCAL STATUS REPORT INFORMATION

#### A. FUND BALANCES

<u>Year</u>	<u>Principal Amt Outstanding(\$)</u>	<u>Minimum Bond Reserve(\$)</u>	<u>Bond Reserve Fund(\$)</u>	<u>Capitalized Interest(\$)</u>	<u>Construction Fund(\$)</u>
06/07	71,306,712	0	0	1,365,189	29,173,453

#### B. TAX COLLECTION

<u>Taxes Due(\$)</u>	<u>Taxes Unpaid(\$)</u>	<u>Percent</u>	<u>Teeter Plan</u>
0	0	0	Yes

#### C. DELINQUENT PARCELS

<u>Year</u>	<u>Reporting Date</u>	<u># of Parcels</u>	<u>Total Amount Due(\$)</u>
06/07	06-30-07	0	0

#### D. FORECLOSURE

<u># of Parcels</u>	<u>Total Amount of Taxes Due (\$)</u>
0	0

#### E. ASSESSED VALUE OF PARCELS

<u>Reporting Date</u>	<u>Appraisal/ Tax Roll</u>	<u>Assessed Value(\$)</u>
01-01-07	Tax Roll	3,638,347

#### F. MISCELLANEOUS



## 2007 MELLO-ROOS YEARLY FISCAL STATUS REPORT

<u>Date</u>	<u>Amount(\$)</u>	<u>Issuing Entity, County, Type of Debt, Purpose</u>	<u>Rating(s) Enhancmt</u>	<u>Type of Sale</u>	<u>Role, Participant</u>	<u>Maturity Date/ Type</u>	<u>Interest Rate/ Type</u>
04-22-97	\$74,320,000	Irvine Unified School District CFD No 86-1 Orange CDIAC Number: 1997-0075 Limited tax obligation bond K-12 school facility Refunding	S:AAA M:Aaa   Ins	Comp	(BC) Orrick Herrington (FA) Fieldman Rolapp (EN) Ambac (TR) Dai-Ichi Kangyo (UW) Smith Barney Inc	11-01-20 Comb	5.597 NIC

### YEARLY FISCAL STATUS REPORT INFORMATION

#### A. FUND BALANCES

<u>Year</u>	<u>Principal Amt Outstanding(\$)</u>	<u>Minimum Bond Reserve(\$)</u>	<u>Bond Reserve Fund(\$)</u>	<u>Capitalized Interest(\$)</u>	<u>Construction Fund(\$)</u>
01/02	62,020,000	3,033,694	3,033,813	0	0
03/04	56,660,000	3,033,694	3,033,693	0	319,256
04/05	53,785,000	3,033,694	3,140,122	0	322,956
05/06	50,765,000	3,033,694	3,139,742	0	484
06/07	47,590,000	3,033,694	3,139,902	0	508

#### B. TAX COLLECTION

<u>Year</u>	<u>Taxes Due(\$)</u>	<u>Taxes Unpaid(\$)</u>	<u>Percent</u>	<u>Teeter Plan</u>
01/02	9,269,589	31,427	0	Yes
03/04	9,534,278	19,255	0	Yes
04/05	9,915,006	25,905	0	Yes
05/06	10,312,561	46,865	0	Yes
06/07	12,094,526	110,432	1	Yes

#### C. DELINQUENT PARCELS

<u>Year</u>	<u>Reporting Date</u>	<u># of Parcels</u>	<u>Total Amount Due(\$)</u>
01/02	06-30-02	95	31,427
03/04	06-30-04	67	19,255
04/05	06-30-05	83	25,905
05/06	06-30-06	128	46,865
06/07	06-30-07	219	110,432

#### D. FORECLOSURE

<u># of Parcels</u>	<u>Total Amount of Taxes Due (\$)</u>
0	0
0	0
0	0
0	0
0	0

#### E. ASSESSED VALUE OF PARCELS

<u>Reporting Date</u>	<u>Appraisal/ Tax Roll</u>	<u>Assessed Value(\$)</u>
01-01-02	Tax Roll	4,918,603,376
01-01-04	Tax Roll	5,649,826,501
01-01-05	Tax Roll	6,312,108,920
01-01-06	Tax Roll	7,822,480,524
01-01-07	Tax Roll	9,559,609,236

#### F. MISCELLANEOUS



## 2007 MELLO-ROOS YEARLY FISCAL STATUS REPORT

<u>Date</u>	<u>Amount(\$)</u>	<u>Issuing Entity, County, Type of Debt, Purpose</u>	<u>Rating(s) Enhancmt</u>	<u>Type of Sale</u>	<u>Role, Participant</u>	<u>Maturity Date/ Type</u>	<u>Interest Rate/ Type</u>
04-07-98	\$23,205,000	Irvine Unified School District CFD No 86-1 Orange CDIAC Number: 1998-0377 Limited tax obligation bond K-12 school facility	S:AAA M:Aaa  Ins	Comp	(BC) Orrick Herrington (FA) Fieldman Rolapp (EN) Ambac (TR) Dai-Ichi Kangyo (UW) Salomon Smith Barney	11-01-20 Comb	5.025 NIC

### YEARLY FISCAL STATUS REPORT INFORMATION

#### A. FUND BALANCES

<u>Year</u>	<u>Principal Amt Outstanding(\$)</u>	<u>Minimum Bond Reserve(\$)</u>	<u>Bond Reserve Fund(\$)</u>	<u>Capitalized Interest(\$)</u>	<u>Construction Fund(\$)</u>
01/02	23,120,000	0	0	0	7,082,483
03/04	22,870,000	0	0	0	4,662,548
04/05	22,755,000	0	0	0	3,626,344
05/06	22,630,000	0	0	0	5,432
06/07	22,495,000	0	0	0	213,982

#### B. TAX COLLECTION

<u>Taxes Due(\$)</u>	<u>Taxes Unpaid(\$)</u>	<u>Percent</u>	<u>Teeter Plan</u>
1,918,273	6,504	0	Yes
2,024,411	4,088	0	Yes
2,115,170	5,526	0	Yes
2,208,638	10,037	0	Yes
2,590,281	23,651	1	Yes

#### C. DELINQUENT PARCELS

<u>Year</u>	<u>Reporting Date</u>	<u># of Parcels</u>	<u>Total Amount Due(\$)</u>
01/02	06-30-02	95	6,504
03/04	06-30-04	67	4,088
04/05	06-30-05	83	5,526
05/06	06-30-06	128	10,037
06/07	06-30-07	219	23,651

#### D. FORECLOSURE

<u># of Parcels</u>	<u>Total Amount of Taxes Due (\$)</u>
0	0
0	0
0	0
0	0
0	0

#### E. ASSESSED VALUE OF PARCELS

<u>Reporting Date</u>	<u>Appraisal/ Tax Roll</u>	<u>Assessed Value(\$)</u>
01-01-02	Tax Roll	4,918,603,376
01-01-04	Tax Roll	5,649,826,501
01-01-05	Tax Roll	6,312,108,920
01-01-06	Tax Roll	7,822,480,524
01-01-07	Tax Roll	9,559,609,236

#### F. MISCELLANEOUS



## 2007 MELLO-ROOS YEARLY FISCAL STATUS REPORT

<u>Date</u>	<u>Amount(\$)</u>	<u>Issuing Entity, County, Type of Debt, Purpose</u>	<u>Rating(s) Enhancmt</u>	<u>Type of Sale</u>	<u>Role, Participant</u>	<u>Maturity Date/ Type</u>	<u>Interest Rate/ Type</u>
05-11-99	\$21,985,000	Irvine Unified School District CFD No 86-1 Orange CDIAC Number: 1999-0326 Limited tax obligation bond K-12 school facility	S:AAA M:Aaa  Ins	Comp	(BC) Orrick Herrington (FA) Fieldman Rolapp (EN) Ambac (TR) Dai-Ichi Kangyo (UW) Prudential Sec Inc	11-01-20 Serial	4.797 NIC

### YEARLY FISCAL STATUS REPORT INFORMATION

#### A. FUND BALANCES

<u>Year</u>	<u>Principal Amt Outstanding(\$)</u>	<u>Minimum Bond Reserve(\$)</u>	<u>Bond Reserve Fund(\$)</u>	<u>Capitalized Interest(\$)</u>	<u>Construction Fund(\$)</u>
01/02	20,615,000	533,659	533,661	0	5,207,619
03/04	19,125,000	5,884,564	5,884,569	0	4,281,222
04/05	18,335,000	5,884,564	5,884,564	0	4,346,755
05/06	17,515,000	5,884,564	5,933,152	0	6,511
06/07	18,335,000	5,884,564	5,900,513	0	87,409

#### B. TAX COLLECTION

<u>Year</u>	<u>Taxes Due(\$)</u>	<u>Taxes Unpaid(\$)</u>	<u>Percent</u>	<u>Teeter Plan</u>
01/02	2,586,255	8,768	0	Yes
03/04	2,672,498	5,397	0	Yes
04/05	2,779,325	7,261	0	Yes
05/06	2,896,290	13,162	0	Yes
06/07	3,396,756	31,015	1	Yes

#### C. DELINQUENT PARCELS

<u>Year</u>	<u>Reporting Date</u>	<u># of Parcels</u>	<u>Total Amount Due(\$)</u>
01/02	06-30-02	95	8,768
03/04	06-30-04	67	5,397
04/05	06-30-05	83	7,261
05/06	06-30-06	128	13,162
06/07	06-30-07	219	31,015

#### D. FORECLOSURE

<u># of Parcels</u>	<u>Total Amount of Taxes Due (\$)</u>
0	0
0	0
0	0
0	0
0	0

#### E. ASSESSED VALUE OF PARCELS

<u>Reporting Date</u>	<u>Appraisal/ Tax Roll</u>	<u>Assessed Value(\$)</u>
01-01-02	Tax Roll	4,918,603,376
01-01-04	Tax Roll	5,649,826,501
01-01-05	Tax Roll	6,312,108,920
01-01-06	Tax Roll	7,822,480,524
01-01-07	Tax Roll	9,559,609,236

#### F. MISCELLANEOUS

Reserve Fund Minimum Required and Bond Reserve Fund Balance include \$5,350,905 Surety bond.



## 2007 MELLO-ROOS YEARLY FISCAL STATUS REPORT

<u>Date</u>	<u>Amount(\$)</u>	<u>Issuing Entity, County, Type of Debt, Purpose</u>	<u>Rating(s) Enhancmt</u>	<u>Type of Sale</u>	<u>Role, Participant</u>	<u>Maturity Date/ Type</u>	<u>Interest Rate/ Type</u>
07-01-99	\$3,185,000	La Habra Redevelopment Agency CFD No 1990-1 Orange CDIAC Number: 1999-1448 Limited tax obligation bond Multiple capital improvements, public works Marketplace Refunding	NR	Comp	(BC) Jones Hall (FA) C M de Crinis (TR) US Bank Corp Trust (UW) Miller & Schroeder	09-01-19 Comb	5.973 NIC

### YEARLY FISCAL STATUS REPORT INFORMATION

#### A. FUND BALANCES

<u>Year</u>	<u>Principal Amt Outstanding(\$)</u>	<u>Minimum Bond Reserve(\$)</u>	<u>Bond Reserve Fund(\$)</u>	<u>Capitalized Interest(\$)</u>	<u>Construction Fund(\$)</u>	<u>Taxes Due(\$)</u>	<u>Taxes Unpaid(\$)</u>	<u>Percent</u>	<u>Teeter Plan</u>
01/02	3,020,000	277,900	276,735	0	0	225,617	0	0	Yes
02/03	2,915,000	277,900	278,513	0	0	277,047	0	0	Yes
03/04	2,810,000	277,900	274,885	0	0	279,607	0	0	Yes
04/05	2,695,000	277,900	277,900	0	0	287,020	0	0	Yes
05/06	2,575,000	277,900	282,218	0	0	280,536	0	0	Yes
06/07	2,450,000	277,900	283,106	0	0	277,315	0	0	Yes

#### B. TAX COLLECTION

#### C. DELINQUENT PARCELS

<u>Year</u>	<u>Reporting Date</u>	<u># of Parcels</u>	<u>Total Amount Due(\$)</u>	<u># of Parcels</u>	<u>Total Amount of Taxes Due (\$)</u>	<u>Reporting Date</u>	<u>Appraisal/ Tax Roll</u>	<u>Assessed Value(\$)</u>
01/02	06-30-02	0	0	0	0	06-30-02	Tax Roll	16,515,904
02/03	06-30-03	0	0	0	0	06-30-03	Tax Roll	16,846,219
03/04	06-30-04	0	0	0	0	06-30-04	Tax Roll	17,183,138
04/05	06-30-05	0	0	0	0	06-30-05	Tax Roll	17,686,482
05/06	06-30-06	0	0	0	0	06-30-06	Tax Roll	41,541,908
06/07	06-30-07	0	0	0	0	06-30-07	Tax Roll	42,418,642

#### D. FORECLOSURE

#### E. ASSESSED VALUE OF PARCELS

#### F. MISCELLANEOUS





## 2007 MELLO-ROOS YEARLY FISCAL STATUS REPORT

<u>Date</u>	<u>Amount(\$)</u>	<u>Issuing Entity, County, Type of Debt, Purpose</u>	<u>Rating(s) Enhancmt</u>	<u>Type of Sale</u>	<u>Role, Participant</u>	<u>Maturity Date/ Type</u>	<u>Interest Rate/ Type</u>
08-18-04	\$9,970,000	Laguna Beach Unified School District CFD No 98-1 Orange CDIAC Number: 2004-1307 Limited tax obligation bond K-12 school facility Crystal Cove Refunding	NR	Neg	(BC) Orrick Herrington (TR) US Bank Natl Assoc (UW) UBS Financial Services	09-01-34 Comb	5.371 NIC

### YEARLY FISCAL STATUS REPORT INFORMATION

#### A. FUND BALANCES

<u>Year</u>	<u>Principal Amt Outstanding(\$)</u>	<u>Minimum Bond Reserve(\$)</u>	<u>Bond Reserve Fund(\$)</u>	<u>Capitalized Interest(\$)</u>	<u>Construction Fund(\$)</u>
04/05	9,970,000	893,427	904,835	0	0
05/06	9,970,000	893,427	937,343	0	0
06/07	9,890,000	893,427	904,525	0	0

#### B. TAX COLLECTION

<u>Taxes Due(\$)</u>	<u>Taxes Unpaid(\$)</u>	<u>Percent</u>	<u>Teeter Plan</u>
489,592	3,667	1	Yes
600,696	4,242	1	Yes
581,803	4,285	1	Yes

#### C. DELINQUENT PARCELS

<u>Year</u>	<u>Reporting Date</u>	<u># of Parcels</u>	<u>Total Amount Due(\$)</u>
04/05	10-04-05	4	3,667
05/06	10-25-06	3	4,975
06/07	10-02-07	5	6,433

#### D. FORECLOSURE

<u># of Parcels</u>	<u>Total Amount of Taxes Due (\$)</u>
0	0
0	0
0	0

#### E. ASSESSED VALUE OF PARCELS

<u>Reporting Date</u>	<u>Appraisal/ Tax Roll</u>	<u>Assessed Value(\$)</u>
07-01-05	Tax Roll	1,027,432,060
07-01-06	Tax Roll	1,292,462,193
06-30-07	Tax Roll	1,498,607,750

#### F. MISCELLANEOUS



## 2007 MELLO-ROOS YEARLY FISCAL STATUS REPORT

<u>Date</u>	<u>Amount(\$)</u>	<u>Issuing Entity, County, Type of Debt, Purpose</u>	<u>Rating(s) Enhancmt</u>	<u>Type of Sale</u>	<u>Role, Participant</u>	<u>Maturity Date/ Type</u>	<u>Interest Rate/ Type</u>
04-16-97	\$10,240,000	Los Alamitos Unified School District CFD No 90-1 Orange CDIAC Number: 1997-0134 Limited tax obligation bond K-12 school facility Refunding	S:AAA     Ins	Neg	(BC) Kronick Moskovitz (FA) Government Fin Strat (EN) Ambac (TR) Norwest Bk MN (UW) Smith Barney Inc	08-15-21 Comb	5.643 NIC

### YEARLY FISCAL STATUS REPORT INFORMATION

#### A. FUND BALANCES

<u>Year</u>	<u>Principal Amt Outstanding(\$)</u>	<u>Minimum Bond Reserve(\$)</u>	<u>Bond Reserve Fund(\$)</u>	<u>Capitalized Interest(\$)</u>	<u>Construction Fund(\$)</u>
01/02	10,240,000	1,076,240	1,156,556	0	0
02/03	9,240,000	1,076,240	1,159,529	0	0
03/04	920,400	1,076,240	1,070,618	0	0
04/05	8,925,000	821,265	1,096,329	0	0
05/06	8,595,000	1,094,598	1,094,598	0	0
06/07	365,000	939,224	1,151,000	0	4,870

#### B. TAX COLLECTION

<u>Taxes Due(\$)</u>	<u>Taxes Unpaid(\$)</u>	<u>Percent</u>	<u>Teeter Plan</u>
1,343,593	12,306	1	Yes
1,417,152	10,840	1	Yes
0	0	0	Yes
0	0	0	Yes
1,658,533	0	0	Yes
1,745,049	0	0	No

#### C. DELINQUENT PARCELS

<u>Year</u>	<u>Reporting Date</u>	<u># of Parcels</u>	<u>Total Amount Due(\$)</u>
01/02	07-06-02	146	363,760
02/03		0	0
03/04		0	0
04/05		0	0
05/06	06-30-06	0	0
06/07	06-30-07	0	0

#### D. FORECLOSURE

<u># of Parcels</u>	<u>Total Amount of Taxes Due (\$)</u>
0	0
0	0
0	0
0	0
0	0
0	0

#### E. ASSESSED VALUE OF PARCELS

<u>Reporting Date</u>	<u>Appraisal/ Tax Roll</u>	<u>Assessed Value(\$)</u>
	Tax Roll	0
07-01-03	Tax Roll	5,038,256,914
07-01-04		0
07-01-05	Tax Roll	0
06-30-06	Tax Roll	0
06-30-07	Tax Roll	0

#### F. MISCELLANEOUS



## 2007 MELLO-ROOS YEARLY FISCAL STATUS REPORT

<u>Date</u>	<u>Amount(\$)</u>	<u>Issuing Entity, County, Type of Debt, Purpose</u>	<u>Rating(s) Enhancmt</u>	<u>Type of Sale</u>	<u>Role, Participant</u>	<u>Maturity Date/ Type</u>	<u>Interest Rate/ Type</u>
06-22-04	\$3,240,000	Los Alamitos Unified School District CFD No 90-1 Orange CDIAC Number: 2004-1222 Limited tax obligation bond K-12 school facility Refunding	S:AAA     Ins	Comp	(BC) Kronick Moskovitz (FA) Government Fin Strat (EN) Ambac (TR) Wells Fargo Bank (UW) Citigroup Global Markets	08-15-24 Serial	4.47 TIC

### YEARLY FISCAL STATUS REPORT INFORMATION

#### A. FUND BALANCES

<u>Year</u>	<u>Principal Amt Outstanding(\$)</u>	<u>Minimum Bond Reserve(\$)</u>	<u>Bond Reserve Fund(\$)</u>	<u>Capitalized Interest(\$)</u>	<u>Construction Fund(\$)</u>
04/05	3,240,000	821,265	1,096,329	0	0
05/06	3,135,000	1,094,598	1,094,598	0	0
06/07	3,005,000	939,224	1,151,000	0	4,870

#### B. TAX COLLECTION

<u>Year</u>	<u>Taxes Due(\$)</u>	<u>Taxes Unpaid(\$)</u>	<u>Percent</u>	<u>Teeter Plan</u>
04/05	0	0	0	Yes
05/06	1,658,533	0	0	Yes
06/07	1,745,049	0	0	No

#### C. DELINQUENT PARCELS

<u>Year</u>	<u>Reporting Date</u>	<u># of Parcels</u>	<u>Total Amount Due(\$)</u>
04/05		0	0
05/06	06-30-06	0	0
06/07	06-30-07	0	0

#### D. FORECLOSURE

<u># of Parcels</u>	<u>Total Amount of Taxes Due (\$)</u>
0	0
0	0
0	0

#### E. ASSESSED VALUE OF PARCELS

<u>Reporting Date</u>	<u>Appraisal/ Tax Roll</u>	<u>Assessed Value(\$)</u>
07-01-05	Tax Roll	0
06-30-06	Tax Roll	0
06-30-07	Tax Roll	0

#### F. MISCELLANEOUS



## 2007 MELLO-ROOS YEARLY FISCAL STATUS REPORT

<u>Date</u>	<u>Amount(\$)</u>	<u>Issuing Entity, County, Type of Debt, Purpose</u>	<u>Rating(s) Enhancmt</u>	<u>Type of Sale</u>	<u>Role, Participant</u>	<u>Maturity Date/ Type</u>	<u>Interest Rate/ Type</u>
05-23-07	\$6,455,000	Los Alamitos Unified School District CFD No 90-1 Orange CDIAC Number: 2007-0391 Limited tax obligation bond K-12 school facility Measure K Refunding	S:AAA/A+      Ins	Neg	(BC) Kronick Moskovitz (FA) Government Fin Strat (EN) Ambac (TR) Wells Fargo Bank (UW) Citigroup Global Markets	08-15-21 Serial	4.127 TIC

### YEARLY FISCAL STATUS REPORT INFORMATION

#### A. FUND BALANCES

<u>Year</u>	<u>Principal Amt Outstanding(\$)</u>	<u>Minimum Bond Reserve(\$)</u>	<u>Bond Reserve Fund(\$)</u>	<u>Capitalized Interest(\$)</u>	<u>Construction Fund(\$)</u>
06/07	6,455,000	939,224	1,151,000	0	4,870

#### B. TAX COLLECTION

<u>Taxes Due(\$)</u>	<u>Taxes Unpaid(\$)</u>	<u>Percent</u>	<u>Teeter Plan</u>
1,745,049	0	0	No

#### C. DELINQUENT PARCELS

<u>Year</u>	<u>Reporting Date</u>	<u># of Parcels</u>	<u>Total Amount Due(\$)</u>
06/07	06-30-07	0	0

#### D. FORECLOSURE

<u># of Parcels</u>	<u>Total Amount of Taxes Due (\$)</u>
0	0

#### E. ASSESSED VALUE OF PARCELS

<u>Reporting Date</u>	<u>Appraisal/ Tax Roll</u>	<u>Assessed Value(\$)</u>
06-30-07	Tax Roll	0

#### F. MISCELLANEOUS



## 2007 MELLO-ROOS YEARLY FISCAL STATUS REPORT

<u>Date</u>	<u>Amount(\$)</u>	<u>Issuing Entity, County, Type of Debt, Purpose</u>	<u>Rating(s) Enhancmt</u>	<u>Type of Sale</u>	<u>Role, Participant</u>	<u>Maturity Date/ Type</u>	<u>Interest Rate/ Type</u>
07-20-99	\$4,601,699	Mission Viejo CFD No 92-1 Orange CDIAC Number: 1999-1334 Limited tax obligation bond Multiple capital improvements, public works La Paz Channel Federally Taxable Refunding	NR	Neg	(BC) Quint & Thimmig (FA) KNN (TR) US Trust Co of CA (UW) Mission Viejo CDFA	08-01-17 Term	6.3 NIC

### YEARLY FISCAL STATUS REPORT INFORMATION

#### A. FUND BALANCES

<u>Year</u>	<u>Principal Amt Outstanding(\$)</u>	<u>Minimum Bond Reserve(\$)</u>	<u>Bond Reserve Fund(\$)</u>	<u>Capitalized Interest(\$)</u>	<u>Construction Fund(\$)</u>
01/02	4,130,139	441,844	441,844	0	0
02/03	3,957,065	437,760	442,250	0	0
03/04	3,957,064	437,760	442,224	0	0
04/05	3,772,310	437,760	440,959	0	0
05/06	3,580,861	437,760	445,855	0	0
06/07	3,372,910	437,760	445,909	0	0

#### B. TAX COLLECTION

<u>Taxes Due(\$)</u>	<u>Taxes Unpaid(\$)</u>	<u>Percent</u>	<u>Teeter Plan</u>
415,957	0	0	No
415,957	0	0	No
415,957	0	0	No
442,016	0	0	No
442,016	0	0	No
442,016	0	0	No

#### C. DELINQUENT PARCELS

<u>Year</u>	<u>Reporting Date</u>	<u># of Parcels</u>	<u>Total Amount Due(\$)</u>
01/02	10-18-02	0	0
02/03	05-02-03	0	0
03/04	04-30-04	0	0
04/05	06-30-05	0	0
05/06	06-30-06	0	0
06/07	06-30-07	0	0

#### D. FORECLOSURE

<u># of Parcels</u>	<u>Total Amount of Taxes Due (\$)</u>
0	0
0	0
0	0
0	0
0	0
0	0

#### E. ASSESSED VALUE OF PARCELS

<u>Reporting Date</u>	<u>Appraisal/ Tax Roll</u>	<u>Assessed Value(\$)</u>
10-18-02	Tax Roll	49,003,082
07-01-03	Tax Roll	52,463,343
07-01-04	Tax Roll	53,597,093
07-01-05	Tax Roll	54,632,498
07-01-06	Tax Roll	54,720,110
07-01-07	Tax Roll	61,316,638

#### F. MISCELLANEOUS



## 2007 MELLO-ROOS YEARLY FISCAL STATUS REPORT

<u>Date</u>	<u>Amount(\$)</u>	<u>Issuing Entity, County, Type of Debt, Purpose</u>	<u>Rating(s) Enhancmt</u>	<u>Type of Sale</u>	<u>Role, Participant</u>	<u>Maturity Date/ Type</u>	<u>Interest Rate/ Type</u>
06-11-98	\$20,735,000	Newport-Mesa Unified School District CFD No 90-1 Orange CDIAC Number: 1998-0498 Limited tax obligation bond K-12 school facility Refunding	M:Aaa    Ins	Comp	(BC) Orrick Herrington (FA) C M de Crinis (EN) FSA (TR) Dai-Ichi Kangyo (UW) BancAmerica Robert	09-01-21 Serial	4.882 NIC

### YEARLY FISCAL STATUS REPORT INFORMATION

#### A. FUND BALANCES

<u>Year</u>	<u>Principal Amt Outstanding(\$)</u>	<u>Minimum Bond Reserve(\$)</u>	<u>Bond Reserve Fund(\$)</u>	<u>Capitalized Interest(\$)</u>	<u>Construction Fund(\$)</u>
01/02	18,435,000	151,056	151,561	0	0
02/03	17,800,000	151,056	152,348	0	0
03/04	17,140,000	151,056	152,348	0	0
04/05	16,450,000	1,510,500	1,510,500	0	0
05/06	16,450,000	1,510,500	0	0	0
06/07	15,735,000	1,510,500	1,510,500	0	0

#### B. TAX COLLECTION

<u>Taxes Due(\$)</u>	<u>Taxes Unpaid(\$)</u>	<u>Percent</u>	<u>Teeter Plan</u>
1,533,165	41,318	3	No
1,532,279	52,007	3	No
1,531,250	42,529	3	No
1,528,013	5,883	0	No
1,529,052	32,008	2	No
1,533,260	18,177	1	No

#### C. DELINQUENT PARCELS

<u>Year</u>	<u>Reporting Date</u>	<u># of Parcels</u>	<u>Total Amount Due(\$)</u>
01/02	05-17-02	147	46,586
02/03	05-02-03	185	58,440
03/04	04-30-04	154	47,867
04/05	09-23-05	19	8,366
05/06	05-12-06	470	33,688
06/07	09-08-07	374	19,693

#### D. FORECLOSURE

<u># of Parcels</u>	<u>Total Amount of Taxes Due (\$)</u>
0	0
0	0
0	0
0	0
0	0
0	0

#### E. ASSESSED VALUE OF PARCELS

<u>Reporting Date</u>	<u>Appraisal/ Tax Roll</u>	<u>Assessed Value(\$)</u>
10-18-02	Tax Roll	2,999,256,153
07-01-03	Tax Roll	3,488,940,393
07-01-04	Tax Roll	3,874,939,200
07-01-05	Tax Roll	4,500,182,834
07-01-06	Tax Roll	5,193,787,948
07-01-07	Tax Roll	5,584,905,146

#### F. MISCELLANEOUS



## 2007 MELLO-ROOS YEARLY FISCAL STATUS REPORT

<u>Date</u>	<u>Amount(\$)</u>	<u>Issuing Entity, County, Type of Debt, Purpose</u>	<u>Rating(s) Enhancmt</u>	<u>Type of Sale</u>	<u>Role, Participant</u>	<u>Maturity Date/ Type</u>	<u>Interest Rate/ Type</u>
02-05-04	\$35,330,000	Orange CFD No 91-2 Orange CDIAC Number: 2004-0016 Limited tax obligation bond Multiple capital improvements, public works Serrano Heights Pub Imp Series A Refunding	S:AAA/A-  F:AAA  Ins	Comp	(BC) Quint & Thimmig (FA) Fieldman Rolapp (EN) Ambac (TR) US Bank Natl Assoc (UW) Stone & Youngberg	10-01-30 Comb	4.382 TIC

### YEARLY FISCAL STATUS REPORT INFORMATION

#### A. FUND BALANCES

<u>Year</u>	<u>Principal Amt Outstanding(\$)</u>	<u>Minimum Bond Reserve(\$)</u>	<u>Bond Reserve Fund(\$)</u>	<u>Capitalized Interest(\$)</u>	<u>Construction Fund(\$)</u>
03/04	35,330,000	1,456,066	1,456,066	0	0
04/05	34,040,000	2,938,058	2,951,179	0	0
05/06	34,040,000	2,912,132	2,947,063	0	0
06/07	33,630,000	2,912,132	2,912,150	0	0

#### B. TAX COLLECTION

<u>Taxes Due(\$)</u>	<u>Taxes Unpaid(\$)</u>	<u>Percent</u>	<u>Teeter Plan</u>
1,885,522	1,885,522	100	No
1,885,522	5,948	0	No
1,988,140	42,352	2	No
1,988,138	66,699	3	No

#### C. DELINQUENT PARCELS

<u>Year</u>	<u>Reporting Date</u>	<u># of Parcels</u>	<u>Total Amount Due(\$)</u>
03/04	04-30-04	0	0
04/05	09-23-05	5	8,756
05/06	05-12-06	30	49,018
06/07	09-08-07	44	77,483

#### D. FORECLOSURE

<u># of Parcels</u>	<u>Total Amount of Taxes Due (\$)</u>
0	0
0	0
0	0
0	0

#### E. ASSESSED VALUE OF PARCELS

<u>Reporting Date</u>	<u>Appraisal/ Tax Roll</u>	<u>Assessed Value(\$)</u>
07-01-04	Tax Roll	521,778,165
07-01-05	Tax Roll	594,714,886
07-01-06	Tax Roll	641,295,939
07-01-07	Tax Roll	674,691,935

#### F. MISCELLANEOUS

Bond Reserve Fund is held by Cash and Prorata of Surety Bond.



## 2007 MELLO-ROOS YEARLY FISCAL STATUS REPORT

<u>Date</u>	<u>Amount(\$)</u>	<u>Issuing Entity, County, Type of Debt, Purpose</u>	<u>Rating(s) Enhancmt</u>	<u>Type of Sale</u>	<u>Role, Participant</u>	<u>Maturity Date/ Type</u>	<u>Interest Rate/ Type</u>
02-05-04	\$2,200,000	Orange CFD No 91-2 Orange CDIAC Number: 2004-0017 Limited tax obligation bond Multiple capital improvements, public works Serrano Heights Pub Imp Series B	S:AAA/A-  F:AAA  Ins	Comp	(BC) Quint & Thimmig (FA) Fieldman Rolapp (EN) Ambac (TR) US Bank Natl Assoc (UW) Stone & Youngberg	10-01-30 Comb	4.345 TIC

### YEARLY FISCAL STATUS REPORT INFORMATION

#### A. FUND BALANCES

<u>Year</u>	<u>Principal Amt Outstanding(\$)</u>	<u>Minimum Bond Reserve(\$)</u>	<u>Bond Reserve Fund(\$)</u>	<u>Capitalized Interest(\$)</u>	<u>Construction Fund(\$)</u>
03/04	2,200,000	90,669	90,669	0	2,065,234
04/05	2,115,000	143,725	144,367	0	0
05/06	2,085,000	181,339	183,514	0	0
06/07	2,030,000	181,339	181,340	0	0

#### B. TAX COLLECTION

<u>Year</u>	<u>Taxes Due(\$)</u>	<u>Taxes Unpaid(\$)</u>	<u>Percent</u>	<u>Teeter Plan</u>
03/04	0	0	0	No
04/05	1,885,522	5,948	0	No
05/06	1,988,140	42,352	2	No
06/07	1,988,138	66,699	3	No

#### C. DELINQUENT PARCELS

<u>Year</u>	<u>Reporting Date</u>	<u># of Parcels</u>	<u>Total Amount Due(\$)</u>
03/04	04-30-04	0	0
04/05	09-23-05	5	8,756
05/06	05-12-06	30	49,018
06/07	09-08-07	44	77,483

#### D. FORECLOSURE

<u># of Parcels</u>	<u>Total Amount of Taxes Due (\$)</u>
0	0
0	0
0	0
0	0

#### E. ASSESSED VALUE OF PARCELS

<u>Reporting Date</u>	<u>Appraisal/ Tax Roll</u>	<u>Assessed Value(\$)</u>
07-01-04	Tax Roll	521,778,165
07-01-05	Tax Roll	594,714,886
07-01-06	Tax Roll	641,295,939
07-01-07	Tax Roll	674,691,935

#### F. MISCELLANEOUS

Bond Reserve Fund is held by Cash and Prorata of Surety Bond.





## 2007 MELLO-ROOS YEARLY FISCAL STATUS REPORT

<u>Date</u>	<u>Amount(\$)</u>	<u>Issuing Entity, County, Type of Debt, Purpose</u>	<u>Rating(s) Enhancmt</u>	<u>Type of Sale</u>	<u>Role, Participant</u>	<u>Maturity Date/ Type</u>	<u>Interest Rate/ Type</u>
11-16-05	\$28,890,000	Orange County CFD No 2000-1 Orange CDIAC Number: 2005-1934 Limited tax obligation bond Multiple capital improvements, public works Ladera Ranch Refunding	NR	Neg	(BC) Stradling Yocca (FA) Fieldman Rolapp (TR) Orange Co (UW) So Orange Co PFA	08-15-32 Serial	4.761 NIC

### YEARLY FISCAL STATUS REPORT INFORMATION

#### A. FUND BALANCES

<u>Year</u>	<u>Principal Amt Outstanding(\$)</u>	<u>Minimum Bond Reserve(\$)</u>	<u>Bond Reserve Fund(\$)</u>	<u>Capitalized Interest(\$)</u>	<u>Construction Fund(\$)</u>
05/06	28,890,000	2,284,507	2,284,507	0	1,637,866
06/07	27,920,000	2,284,507	2,284,507	0	1,721,842

#### B. TAX COLLECTION

<u>Year</u>	<u>Taxes Due(\$)</u>	<u>Taxes Unpaid(\$)</u>	<u>Percent</u>	<u>Teeter Plan</u>
05/06	2,015,519	32,645	2	Yes
06/07	1,692,145	44,244	3	Yes

#### C. DELINQUENT PARCELS

<u>Year</u>	<u>Reporting Date</u>	<u># of Parcels</u>	<u>Total Amount Due(\$)</u>
05/06	06-30-06	38	189,575
06/07	06-30-07	48	335,601

#### D. FORECLOSURE

<u># of Parcels</u>	<u>Total Amount of Taxes Due (\$)</u>
0	0
0	0

#### E. ASSESSED VALUE OF PARCELS

<u>Reporting Date</u>	<u>Appraisal/ Tax Roll</u>	<u>Assessed Value(\$)</u>
01-01-06	Tax Roll	618,390,584
01-01-07	Tax Roll	661,099,212

#### F. MISCELLANEOUS



## 2007 MELLO-ROOS YEARLY FISCAL STATUS REPORT

<u>Date</u>	<u>Amount(\$)</u>	<u>Issuing Entity, County, Type of Debt, Purpose</u>	<u>Rating(s) Enhancmt</u>	<u>Type of Sale</u>	<u>Role, Participant</u>	<u>Maturity Date/ Type</u>	<u>Interest Rate/ Type</u>
11-16-05	\$32,565,000	Orange County CFD No 2001-1 Orange CDIAC Number: 2005-1935 Limited tax obligation bond Multiple capital improvements, public works Ladera Ranch Refunding	NR	Neg	(BC) Stradling Yocca (FA) Fieldman Rolapp (TR) Orange Co (UW) So Orange Co PFA	08-15-32 Serial	4.809 NIC

### YEARLY FISCAL STATUS REPORT INFORMATION

#### A. FUND BALANCES

<u>Year</u>	<u>Principal Amt Outstanding(\$)</u>	<u>Minimum Bond Reserve(\$)</u>	<u>Bond Reserve Fund(\$)</u>	<u>Capitalized Interest(\$)</u>	<u>Construction Fund(\$)</u>
05/06	32,565,000	2,556,859	2,556,859	0	8,706,785
06/07	31,385,000	2,556,859	2,556,859	0	1,604,464

#### B. TAX COLLECTION

<u>Taxes Due(\$)</u>	<u>Taxes Unpaid(\$)</u>	<u>Percent</u>	<u>Teeter Plan</u>
2,062,956	54,858	3	Yes
1,821,321	61,504	3	Yes

#### C. DELINQUENT PARCELS

<u>Year</u>	<u>Reporting Date</u>	<u># of Parcels</u>	<u>Total Amount Due(\$)</u>
05/06	06-30-06	51	310,369
06/07	06-30-07	64	454,939

#### D. FORECLOSURE

<u># of Parcels</u>	<u>Total Amount of Taxes Due (\$)</u>
0	0
0	0

#### E. ASSESSED VALUE OF PARCELS

<u>Reporting Date</u>	<u>Appraisal/ Tax Roll</u>	<u>Assessed Value(\$)</u>
01-01-06	Tax Roll	692,856,658
01-01-07	Tax Roll	736,444,966

#### F. MISCELLANEOUS



## 2007 MELLO-ROOS YEARLY FISCAL STATUS REPORT

<u>Date</u>	<u>Amount(\$)</u>	<u>Issuing Entity, County, Type of Debt, Purpose</u>	<u>Rating(s) Enhancmt</u>	<u>Type of Sale</u>	<u>Role, Participant</u>	<u>Maturity Date/ Type</u>	<u>Interest Rate/ Type</u>
05-14-03	\$68,280,000	Orange County CFD No 2002-1 Orange CDIAC Number: 2003-0567 Limited tax obligation bond Multiple capital improvements, public works Ladera Ranch	NR	Neg	(BC) Stradling Yocca (FA) Fieldman Rolapp (TR) US Bank Natl Assoc (UW) UBS PaineWebber	08-15-33 Comb	5.515 NIC

### YEARLY FISCAL STATUS REPORT INFORMATION

#### A. FUND BALANCES

<u>Year</u>	<u>Principal Amt Outstanding(\$)</u>	<u>Minimum Bond Reserve(\$)</u>	<u>Bond Reserve Fund(\$)</u>	<u>Capitalized Interest(\$)</u>	<u>Construction Fund(\$)</u>
02/03	68,280,000	6,278,499	0	0	0
03/04	68,280,000	6,278,499	6,278,499	0	43,339,843
04/05	68,205,000	6,278,499	6,278,499	0	30,214,663
05/06	68,055,000	6,278,499	6,278,499	0	18,161,481
06/07	67,825,000	6,278,499	6,278,499	0	16,470,903

#### B. TAX COLLECTION

<u>Taxes Due(\$)</u>	<u>Taxes Unpaid(\$)</u>	<u>Percent</u>	<u>Teeter Plan</u>
0	0	0	No
3,806,864	19,692	1	Yes
3,830,436	54,062	1	Yes
3,827,123	59,682	2	Yes
3,801,298	102,076	3	Yes

#### C. DELINQUENT PARCELS

<u>Year</u>	<u>Reporting Date</u>	<u># of Parcels</u>	<u>Total Amount Due(\$)</u>
02/03		0	0
03/04	07-07-04	14	49,036
04/05	07-06-05	35	196,194
05/06	06-30-06	40	255,320
06/07	06-30-07	64	451,595

#### D. FORECLOSURE

<u># of Parcels</u>	<u>Total Amount of Taxes Due (\$)</u>
0	0
0	0
0	0
0	0
0	0

#### E. ASSESSED VALUE OF PARCELS

<u>Reporting Date</u>	<u>Appraisal/ Tax Roll</u>	<u>Assessed Value(\$)</u>
02-15-03	Appraisal	338,000,000
01-01-04	Tax Roll	462,097,115
01-01-05	Tax Roll	579,649,030
01-01-06	Tax Roll	618,641,700
01-01-07	Tax Roll	658,985,688

#### F. MISCELLANEOUS



## 2007 MELLO-ROOS YEARLY FISCAL STATUS REPORT

<u>Date</u>	<u>Amount(\$)</u>	<u>Issuing Entity, County, Type of Debt, Purpose</u>	<u>Rating(s) Enhancmt</u>	<u>Type of Sale</u>	<u>Role, Participant</u>	<u>Maturity Date/ Type</u>	<u>Interest Rate/ Type</u>
04-07-04	\$57,185,000	Orange County CFD No 2003-1 Orange CDIAC Number: 2004-0369 Limited tax obligation bond Multiple capital improvements, public works Ladera Ranch	NR	Neg	(BC) Stradling Yocca (FA) Fieldman Rolapp (TR) US Bank Natl Assoc (UW) Stone & Youngberg	08-15-34 Comb	5.551 NIC

### YEARLY FISCAL STATUS REPORT INFORMATION

#### A. FUND BALANCES

<u>Year</u>	<u>Principal Amt Outstanding(\$)</u>	<u>Minimum Bond Reserve(\$)</u>	<u>Bond Reserve Fund(\$)</u>	<u>Capitalized Interest(\$)</u>	<u>Construction Fund(\$)</u>
03/04	57,185,000	5,299,038	5,299,038	0	43,413,223
04/05	57,185,000	5,299,038	5,299,038	0	44,196,040
05/06	57,140,000	5,299,038	5,299,038	0	37,249,677
06/07	57,030,000	5,299,038	5,299,038	0	37,461,584

#### B. TAX COLLECTION

<u>Taxes Due(\$)</u>	<u>Taxes Unpaid(\$)</u>	<u>Percent</u>	<u>Teeter Plan</u>
0	0	0	Yes
3,229,263	108,620	3	Yes
3,293,105	144,748	4	Yes
3,149,371	217,427	7	Yes

#### C. DELINQUENT PARCELS

<u>Year</u>	<u>Reporting Date</u>	<u># of Parcels</u>	<u>Total Amount Due(\$)</u>
03/04		0	0
04/05		30	0
05/06	06-30-06	67	501,226
06/07	06-30-07	113	1,023,392

#### D. FORECLOSURE

<u># of Parcels</u>	<u>Total Amount of Taxes Due (\$)</u>
0	0
0	0
0	0
0	0

#### E. ASSESSED VALUE OF PARCELS

<u>Reporting Date</u>	<u>Appraisal/ Tax Roll</u>	<u>Assessed Value(\$)</u>
01-01-04	Tax Roll	76,100,851
01-01-05	Tax Roll	541,285,372
01-01-06	Tax Roll	693,385,487
01-01-07	Tax Roll	762,826,018

#### F. MISCELLANEOUS



## 2007 MELLO-ROOS YEARLY FISCAL STATUS REPORT

<u>Date</u>	<u>Amount(\$)</u>	<u>Issuing Entity, County, Type of Debt, Purpose</u>	<u>Rating(s) Enhancmt</u>	<u>Type of Sale</u>	<u>Role, Participant</u>	<u>Maturity Date/ Type</u>	<u>Interest Rate/ Type</u>
01-19-05	\$75,645,000	Orange County CFD No 2004-1 Orange CDIAC Number: 2005-0024 Limited tax obligation bond Multiple capital improvements, public works Ladera Ranch	NR	Neg	(BC) Stradling Yocca (FA) Fieldman Rolapp (TR) US Bank Natl Assoc (UW) UBS Financial Services	08-15-34 Comb	5.078 NIC

### YEARLY FISCAL STATUS REPORT INFORMATION

#### A. FUND BALANCES

<u>Year</u>	<u>Principal Amt Outstanding(\$)</u>	<u>Minimum Bond Reserve(\$)</u>	<u>Bond Reserve Fund(\$)</u>	<u>Capitalized Interest(\$)</u>	<u>Construction Fund(\$)</u>
04/05	75,645,000	6,681,327	6,681,327	0	66,084,111
05/06	75,645,000	6,681,327	6,681,327	0	65,468,144
06/07	75,380,000	6,681,327	6,681,327	0	64,361,381

#### B. TAX COLLECTION

<u>Year</u>	<u>Taxes Due(\$)</u>	<u>Taxes Unpaid(\$)</u>	<u>Percent</u>	<u>Teeter Plan</u>
04/05	0	0	0	Yes
05/06	4,102,801	86,293	2	Yes
06/07	4,171,298	248,573	6	Yes

#### C. DELINQUENT PARCELS

<u>Year</u>	<u>Reporting Date</u>	<u># of Parcels</u>	<u>Total Amount Due(\$)</u>
04/05		0	0
05/06	06-30-06	28	196,291
06/07	06-30-07	76	920,994

#### D. FORECLOSURE

<u># of Parcels</u>	<u>Total Amount of Taxes Due (\$)</u>
0	0
0	0
0	0

#### E. ASSESSED VALUE OF PARCELS

<u>Reporting Date</u>	<u>Appraisal/ Tax Roll</u>	<u>Assessed Value(\$)</u>
01-01-05	Tax Roll	385,449,147
01-01-06	Tax Roll	755,638,276
01-01-07	Tax Roll	1,144,258,240

#### F. MISCELLANEOUS



## 2007 MELLO-ROOS YEARLY FISCAL STATUS REPORT

<u>Date</u>	<u>Amount(\$)</u>	<u>Issuing Entity, County, Type of Debt, Purpose</u>	<u>Rating(s) Enhancmt</u>	<u>Type of Sale</u>	<u>Role, Participant</u>	<u>Maturity Date/ Type</u>	<u>Interest Rate/ Type</u>
07-07-99	\$32,335,000	Orange County CFD No 86-1 Orange CDIAC Number: 1999-1419 Limited tax obligation bond Multiple capital improvements, public works Rancho Santa Margarita Refunding	NR	Neg	(BC) Stradling Yocca (FA) Fieldman Rolapp (TR) US Bank Corp Trust (UW) So Orange Co PFA	08-15-17 Comb	5.153 NIC

### YEARLY FISCAL STATUS REPORT INFORMATION

#### A. FUND BALANCES

<u>Year</u>	<u>Principal Amt Outstanding(\$)</u>	<u>Minimum Bond Reserve(\$)</u>	<u>Bond Reserve Fund(\$)</u>	<u>Capitalized Interest(\$)</u>	<u>Construction Fund(\$)</u>
01/02	30,730,000	1,537,608	1,544,962	0	169,872
02/03	29,705,000	1,537,608	1,541,170	0	174,029
03/04	28,610,000	1,537,608	1,539,857	0	175,642
04/05	27,420,000	1,537,608	1,547,955	0	175,502
05/06	26,125,000	1,537,608	1,558,396	0	185,794
06/07	24,730,000	1,537,608	1,561,408	0	196,899

#### B. TAX COLLECTION

<u>Year</u>	<u>Taxes Due(\$)</u>	<u>Taxes Unpaid(\$)</u>	<u>Percent</u>	<u>Teeter Plan</u>
01/02	2,873,574	43,460	2	Yes
02/03	2,857,677	37,256	1	Yes
03/04	2,866,717	25,486	1	Yes
04/05	2,852,305	28,018	1	Yes
05/06	2,822,917	49,746	2	Yes
06/07	2,825,013	85,652	3	Yes

#### C. DELINQUENT PARCELS

<u>Year</u>	<u>Reporting Date</u>	<u># of Parcels</u>	<u>Total Amount Due(\$)</u>
01/02	07-06-02	100	280,750
02/03	06-30-03	91	253,761
03/04	06-30-04	78	173,380
04/05	06-30-05	82	222,460
05/06	06-30-06	134	482,502
06/07	06-30-07	220	972,000

#### D. FORECLOSURE

<u># of Parcels</u>	<u>Total Amount of Taxes Due (\$)</u>
0	0
0	0
0	0
0	0
0	0
0	0

#### E. ASSESSED VALUE OF PARCELS

<u>Reporting Date</u>	<u>Appraisal/ Tax Roll</u>	<u>Assessed Value(\$)</u>
01-01-01	Tax Roll	913,593,366
01-01-02	Tax Roll	971,645,831
01-01-04	Tax Roll	1,156,963,174
01-01-05	Tax Roll	1,287,030,355
01-01-06	Tax Roll	1,428,137,922
01-01-07	Tax Roll	1,530,806,536

#### F. MISCELLANEOUS



## 2007 MELLO-ROOS YEARLY FISCAL STATUS REPORT

<u>Date</u>	<u>Amount(\$)</u>	<u>Issuing Entity, County, Type of Debt, Purpose</u>	<u>Rating(s) Enhancmt</u>	<u>Type of Sale</u>	<u>Role, Participant</u>	<u>Maturity Date/ Type</u>	<u>Interest Rate/ Type</u>
04-22-98	\$10,975,000	Orange County CFD No 86-2 Orange CDIAC Number: 1997-1705 Limited tax obligation bond Multiple capital improvements, public works Rancho Santa Margarita/Saddleback Refunding	NR	Neg	(BC) Stradling Yocca (FA) Fieldman Rolapp (TR) US Bank Corp Trust (UW) Stone & Youngberg	08-15-17 Comb	5.449 NIC

### YEARLY FISCAL STATUS REPORT INFORMATION

#### A. FUND BALANCES

<u>Year</u>	<u>Principal Amt Outstanding(\$)</u>	<u>Minimum Bond Reserve(\$)</u>	<u>Bond Reserve Fund(\$)</u>	<u>Capitalized Interest(\$)</u>	<u>Construction Fund(\$)</u>
01/02	10,405,000	708,509	725,000	0	1,481,726
02/03	10,250,000	708,509	710,000	0	1,352,790
03/04	10,080,000	708,509	708,509	0	1,367,937
04/05	10,080,000	708,509	708,509	0	3,346,337
05/06	9,715,000	708,509	708,509	0	3,481,224
06/07	9,525,000	708,509	708,509	0	3,658,506

#### B. TAX COLLECTION

<u>Year</u>	<u>Taxes Due(\$)</u>	<u>Taxes Unpaid(\$)</u>	<u>Percent</u>	<u>Teeter Plan</u>
01/02	1,718,405	23,739	1	Yes
02/03	1,645,015	9,767	1	Yes
03/04	1,685,426	8,395	0	Yes
04/05	1,666,951	8,020	0	Yes
05/06	1,670,289	13,486	1	Yes
06/07	1,626,450	14,476	1	Yes

#### C. DELINQUENT PARCELS

<u>Year</u>	<u>Reporting Date</u>	<u># of Parcels</u>	<u>Total Amount Due(\$)</u>
01/02	07-06-02	21	149,071
02/03	06-30-03	14	71,139
03/04	07-07-04	11	60,359
04/05	06-30-05	16	68,673
05/06	06-30-06	17	133,188
06/07	06-30-07	24	140,445

#### D. FORECLOSURE

<u># of Parcels</u>	<u>Total Amount of Taxes Due (\$)</u>
0	0
0	0
0	0
0	0
0	0
0	0

#### E. ASSESSED VALUE OF PARCELS

<u>Reporting Date</u>	<u>Appraisal/ Tax Roll</u>	<u>Assessed Value(\$)</u>
01-01-01	Tax Roll	535,194,624
01-01-02	Tax Roll	617,510,018
01-01-04	Tax Roll	720,021,258
01-01-05	Tax Roll	788,269,422
01-01-06	Tax Roll	850,427,307
01-01-07	Tax Roll	897,940,893

#### F. MISCELLANEOUS

Tax Collection Information includes special taxes for both the 2001 & 1998 bond issues.



## 2007 MELLO-ROOS YEARLY FISCAL STATUS REPORT

<u>Date</u>	<u>Amount(\$)</u>	<u>Issuing Entity, County, Type of Debt, Purpose</u>	<u>Rating(s) Enhancmt</u>	<u>Type of Sale</u>	<u>Role, Participant</u>	<u>Maturity Date/ Type</u>	<u>Interest Rate/ Type</u>
01-05-01	\$8,005,000	Orange County CFD No 86-2 Orange CDIAC Number: 2000-1864 Limited tax obligation bond Bridges and highways Rancho Santa Margarita Refunding	S:AAA  F:AAA  Ins	Neg	(BC) Stradling Yocca (FA) Fieldman Rolapp (EN) FSA (TR) US Bank Corp Trust (UW) Stone & Youngberg	08-15-17 Serial	4.337 NIC

### YEARLY FISCAL STATUS REPORT INFORMATION

#### A. FUND BALANCES

<u>Year</u>	<u>Principal Amt Outstanding(\$)</u>	<u>Minimum Bond Reserve(\$)</u>	<u>Bond Reserve Fund(\$)</u>	<u>Capitalized Interest(\$)</u>	<u>Construction Fund(\$)</u>	<u>Taxes Due(\$)</u>	<u>Taxes Unpaid(\$)</u>	<u>Percent</u>	<u>Teeter Plan</u>
01/02	7,395,000	947,687	947,687	0	0	1,718,405	26,739	2	Yes
02/03	6,770,000	947,687	950,000	0	0	1,645,015	9,767	1	Yes
03/04	6,125,000	947,687	947,687	0	0	1,685,426	8,395	0	Yes
04/05	5,455,000	947,687	947,687	0	0	1,666,950	8,020	0	Yes
05/06	4,755,000	947,687	947,687	0	0	1,670,289	13,486	1	Yes
06/07	4,021,000	947,687	947,687	0	0	1,626,450	14,476	1	Yes

#### B. TAX COLLECTION

#### C. DELINQUENT PARCELS

<u>Year</u>	<u>Reporting Date</u>	<u># of Parcels</u>	<u>Total Amount Due(\$)</u>	<u># of Parcels</u>	<u>Total Amount of Taxes Due (\$)</u>	<u>Reporting Date</u>	<u>Appraisal/ Tax Roll</u>	<u>Assessed Value(\$)</u>
01/02	07-06-02	21	149,071	0	0	01-01-01	Tax Roll	535,194,624
02/03	06-30-03	14	71,139	0	0	01-01-02	Tax Roll	617,510,018
03/04	07-07-04	11	60,359	0	0	01-01-04	Tax Roll	720,021,258
04/05	06-30-05	16	68,673	0	0	01-01-05	Tax Roll	788,269,422
05/06	06-30-06	17	133,188	0	0	01-01-06	Tax Roll	850,427,307
06/07	06-30-07	24	140,445	0	0	01-01-07	Tax Roll	897,940,893

#### D. FORECLOSURE

#### E. ASSESSED VALUE OF PARCELS

#### F. MISCELLANEOUS

Tax Collection Information includes special taxes for both the 2001 & 1998 bond issues.





## 2007 MELLO-ROOS YEARLY FISCAL STATUS REPORT

<u>Date</u>	<u>Amount(\$)</u>	<u>Issuing Entity, County, Type of Debt, Purpose</u>	<u>Rating(s) Enhancmt</u>	<u>Type of Sale</u>	<u>Role, Participant</u>	<u>Maturity Date/ Type</u>	<u>Interest Rate/ Type</u>
08-05-94	\$7,632,808	Orange County CFD No 87-1 Orange CDIAC Number: 1994-1434 Limited tax obligation bond Commercial development Dimensions Bus Pk Refunding	NR	Neg	(BC) Stradling Yocca (FA) Fieldman Rolapp (TR) First Trust of CA (UW) So Orange Co PFA	08-15-15 Comb	8.007 TIC

### YEARLY FISCAL STATUS REPORT INFORMATION

#### A. FUND BALANCES

<u>Year</u>	<u>Principal Amt Outstanding(\$)</u>	<u>Minimum Bond Reserve(\$)</u>	<u>Bond Reserve Fund(\$)</u>	<u>Capitalized Interest(\$)</u>	<u>Construction Fund(\$)</u>
01/02	6,354,942	817,500	817,592	0	0
02/03	6,040,752	817,500	817,503	0	0
03/04	5,697,569	817,500	817,509	0	0
04/05	4,780,345	731,409	731,413	0	0
05/06	4,379,608	619,083	619,088	0	0
06/07	3,941,396	576,596	619,091	0	0

#### B. TAX COLLECTION

<u>Year</u>	<u>Taxes Due(\$)</u>	<u>Taxes Unpaid(\$)</u>	<u>Percent</u>	<u>Teeter Plan</u>
01/02	767,177	12,858	2	Yes
02/03	771,815	0	0	Yes
03/04	738,326	1,030	0	Yes
04/05	714,605	6,720	1	Yes
05/06	666,083	8,384	1	Yes
06/07	682,392	12,983	2	Yes

#### C. DELINQUENT PARCELS

<u>Year</u>	<u>Reporting Date</u>	<u># of Parcels</u>	<u>Total Amount Due(\$)</u>
01/02	07-06-02	2	27,510
02/03	06-30-03	0	0
03/04	07-07-04	1	6,392
04/05	06-30-05	2	23,057
05/06	06-30-06	2	33,261
06/07	06-30-07	2	35,073

#### D. FORECLOSURE

<u># of Parcels</u>	<u>Total Amount of Taxes Due (\$)</u>
0	0
0	0
0	0
0	0
0	0
0	0

#### E. ASSESSED VALUE OF PARCELS

<u>Reporting Date</u>	<u>Appraisal/ Tax Roll</u>	<u>Assessed Value(\$)</u>
01-01-01	Tax Roll	54,471,158
01-01-02		59,900,284
01-01-04	Tax Roll	72,530,516
01-01-05	Tax Roll	75,779,283
01-01-06	Tax Roll	79,979,647
01-01-07	Tax Roll	83,267,291

#### F. MISCELLANEOUS

Tax Collection Information includes special taxes for both the 2001 & 1998 bond issues.  
Bond Reserve Fund excludes Common Reserve.



## 2007 MELLO-ROOS YEARLY FISCAL STATUS REPORT

<u>Date</u>	<u>Amount(\$)</u>	<u>Issuing Entity, County, Type of Debt, Purpose</u>	<u>Rating(s) Enhancmt</u>	<u>Type of Sale</u>	<u>Role, Participant</u>	<u>Maturity Date/ Type</u>	<u>Interest Rate/ Type</u>
06-18-98	\$24,080,000	Orange County CFD No 87-2 Orange CDIAC Number: 1998-0460 Limited tax obligation bond Multiple capital improvements, public works Portola Hills Refunding	NR	Neg	(BC) Stradling Yocca (FA) Fieldman Rolapp (TR) US Bank Corp Trust (UW) So Whittier ESD	08-15-16 Comb	4.757 NIC

### YEARLY FISCAL STATUS REPORT INFORMATION

#### A. FUND BALANCES

<u>Year</u>	<u>Principal Amt Outstanding(\$)</u>	<u>Minimum Bond Reserve(\$)</u>	<u>Bond Reserve Fund(\$)</u>	<u>Capitalized Interest(\$)</u>	<u>Construction Fund(\$)</u>	<u>Taxes Due(\$)</u>	<u>Taxes Unpaid(\$)</u>	<u>Percent</u>	<u>Teeter Plan</u>
01/02	21,070,000	2,364,902	2,364,920	0	0	1,893,123	25,242	1	Yes
02/03	20,075,000	2,364,902	2,364,920	0	0	2,029,833	22,698	1	Yes
03/04	18,945,000	2,364,902	2,364,927	0	0	2,076,440	12,625	1	Yes
04/05	17,730,000	2,364,902	2,364,954	0	0	2,142,318	13,211	1	Yes
05/06	16,420,000	2,364,902	2,364,902	0	0	2,103,850	24,060	1	Yes
06/07	15,020,000	2,364,902	2,364,931	0	0	2,019,796	39,268	2	Yes

#### B. TAX COLLECTION

#### C. DELINQUENT PARCELS

<u>Year</u>	<u>Reporting Date</u>	<u># of Parcels</u>	<u>Total Amount Due(\$)</u>	<u># of Parcels</u>	<u>Total Amount of Taxes Due (\$)</u>	<u>Reporting Date</u>	<u>Appraisal/ Tax Roll</u>	<u>Assessed Value(\$)</u>
01/02	07-06-02	20	94,899	0	0	01-01-01	Tax Roll	403,811,038
02/03	06-30-03	30	93,561	0	0	01-01-02	Tax Roll	425,977,843
03/04	06-30-04	16	55,560	0	0	01-01-04	Tax Roll	494,528,944
04/05	06-30-05	22	69,387	0	0	01-01-05	Tax Roll	543,990,868
05/06	06-30-06	36	127,852	0	0	01-01-06	Tax Roll	593,411,117
06/07	06-30-07	53	252,634	0	0	01-01-07	Tax Roll	635,181,652

#### D. FORECLOSURE

#### E. ASSESSED VALUE OF PARCELS

#### F. MISCELLANEOUS



## 2007 MELLO-ROOS YEARLY FISCAL STATUS REPORT

<u>Date</u>	<u>Amount(\$)</u>	<u>Issuing Entity, County, Type of Debt, Purpose</u>	<u>Rating(s) Enhancmt</u>	<u>Type of Sale</u>	<u>Role, Participant</u>	<u>Maturity Date/ Type</u>	<u>Interest Rate/ Type</u>
08-05-94	\$49,697,035	Orange County CFD No 87-3 Orange CDIAC Number: 1994-1433 Limited tax obligation bond Multiple capital improvements, public works Mission Viejo Refunding	NR	Neg	(BC) Stradling Yocca (FA) Fieldman Rolapp (TR) First Trust of CA (UW) So Orange Co PFA	08-15-15 Comb	7.649 TIC

### YEARLY FISCAL STATUS REPORT INFORMATION

#### A. FUND BALANCES

<u>Year</u>	<u>Principal Amt Outstanding(\$)</u>	<u>Minimum Bond Reserve(\$)</u>	<u>Bond Reserve Fund(\$)</u>	<u>Capitalized Interest(\$)</u>	<u>Construction Fund(\$)</u>
01/02	43,609,924	5,185,000	5,185,065	0	7,558,041
02/03	42,107,551	5,185,000	5,185,022	0	3,064,753
03/04	40,399,022	5,185,000	5,185,056	0	1,406
04/05	36,091,392	4,756,551	4,756,585	0	1,849
05/06	33,920,240	4,272,582	4,272,585	0	14,283
06/07	31,485,983	4,089,478	4,272,609	0	15,019

#### B. TAX COLLECTION

<u>Year</u>	<u>Taxes Due(\$)</u>	<u>Taxes Unpaid(\$)</u>	<u>Percent</u>	<u>Teeter Plan</u>
01/02	4,349,572	60,977	1	Yes
02/03	4,420,005	40,909	1	Yes
03/04	4,350,856	28,433	1	Yes
04/05	4,359,983	38,084	1	Yes
05/06	4,122,815	35,341	1	Yes
06/07	4,141,897	58,048	1	Yes

#### C. DELINQUENT PARCELS

<u>Year</u>	<u>Reporting Date</u>	<u># of Parcels</u>	<u>Total Amount Due(\$)</u>
01/02	07-06-02	89	408,020
02/03	06-30-03	77	288,858
03/04	07-07-04	51	215,262
04/05	06-30-05	63	290,983
05/06	06-30-06	72	347,812
06/07	06-30-07	102	635,110

#### D. FORECLOSURE

<u># of Parcels</u>	<u>Total Amount of Taxes Due (\$)</u>
0	0
0	0
0	0
0	0
0	0
0	0

#### E. ASSESSED VALUE OF PARCELS

<u>Reporting Date</u>	<u>Appraisal/ Tax Roll</u>	<u>Assessed Value(\$)</u>
01-01-01	Tax Roll	1,797,367,062
01-01-02	Tax Roll	1,959,380,542
01-01-04	Tax Roll	2,217,483,106
01-01-05	Tax Roll	2,384,856,300
01-01-06	Tax Roll	2,580,746,394
01-01-07	Tax Roll	2,712,064,423

#### F. MISCELLANEOUS

Bond Reserve Fund excludes Common Reserve.



## 2007 MELLO-ROOS YEARLY FISCAL STATUS REPORT

<u>Date</u>	<u>Amount(\$)</u>	<u>Issuing Entity, County, Type of Debt, Purpose</u>	<u>Rating(s) Enhancmt</u>	<u>Type of Sale</u>	<u>Role, Participant</u>	<u>Maturity Date/ Type</u>	<u>Interest Rate/ Type</u>
08-05-94	\$71,435,333	Orange County CFD No 87-4 Orange CDIAC Number: 1994-1432 Limited tax obligation bond Multiple capital improvements, public works Foothill Ranch Refunding	NR	Neg	(BC) Stradling Yocca (FA) Fieldman Rolapp (TR) First Trust of CA (UW) So Orange Co PFA	08-15-19 Comb	7.402 TIC

### YEARLY FISCAL STATUS REPORT INFORMATION

#### A. FUND BALANCES

<u>Year</u>	<u>Principal Amt Outstanding(\$)</u>	<u>Minimum Bond Reserve(\$)</u>	<u>Bond Reserve Fund(\$)</u>	<u>Capitalized Interest(\$)</u>	<u>Construction Fund(\$)</u>
01/02	66,882,480	6,355,500	6,355,580	0	614,210
02/03	63,846,134	6,355,500	6,355,524	0	1,088,286
03/04	63,362,644	6,355,500	6,355,569	0	872,423
04/05	54,207,315	5,618,150	5,618,191	0	1,540,893
05/06	51,749,737	5,533,868	5,533,912	0	1,704,602
06/07	48,969,344	5,501,989	5,533,948	0	1,803,320

#### B. TAX COLLECTION

<u>Year</u>	<u>Taxes Due(\$)</u>	<u>Taxes Unpaid(\$)</u>	<u>Percent</u>	<u>Teeter Plan</u>
01/02	6,729,045	104,400	2	Yes
02/03	6,883,362	117,256	2	Yes
03/04	6,898,797	33,733	0	Yes
04/05	6,507,313	40,398	1	Yes
05/06	6,632,094	61,133	1	Yes
06/07	6,599,401	110,981	2	Yes

#### C. DELINQUENT PARCELS

<u>Year</u>	<u>Reporting Date</u>	<u># of Parcels</u>	<u>Total Amount Due(\$)</u>
01/02	07-06-02	55	358,160
02/03	06-30-03	62	439,208
03/04	07-07-04	32	118,805
04/05	06-30-05	38	154,791
05/06	06-30-06	64	288,579
06/07	06-30-07	118	626,991

#### D. FORECLOSURE

<u># of Parcels</u>	<u>Total Amount of Taxes Due (\$)</u>
0	0
0	0
0	0
0	0
0	0
0	0

#### E. ASSESSED VALUE OF PARCELS

<u>Reporting Date</u>	<u>Appraisal/ Tax Roll</u>	<u>Assessed Value(\$)</u>
01-01-01	Tax Roll	1,380,159,735
01-01-02	Tax Roll	1,481,298,406
01-01-04	Tax Roll	1,708,007,655
01-01-05	Tax Roll	1,864,469,047
01-01-06	Tax Roll	2,091,667,230
01-01-07	Tax Roll	2,291,595,790

#### F. MISCELLANEOUS

Bond Reserve Fund excludes Common Reserve.



## 2007 MELLO-ROOS YEARLY FISCAL STATUS REPORT

<u>Date</u>	<u>Amount(\$)</u>	<u>Issuing Entity, County, Type of Debt, Purpose</u>	<u>Rating(s) Enhancmt</u>	<u>Type of Sale</u>	<u>Role, Participant</u>	<u>Maturity Date/ Type</u>	<u>Interest Rate/ Type</u>
06-11-97	\$10,815,000	Orange County CFD No 87-4 Orange CDIAC Number: 1997-0155 Limited tax obligation bond K-12 school facility Foothill Ranch	S:AAA M:Aaa  Ins	Neg	(BC) Stradling Yocca (FA) Fieldman Rolapp (EN) MBIA Corp (TR) First Trust of CA (UW) Stone & Youngberg	08-15-19 Comb	5.45 NIC

### YEARLY FISCAL STATUS REPORT INFORMATION

#### A. FUND BALANCES

<u>Year</u>	<u>Principal Amt Outstanding(\$)</u>	<u>Minimum Bond Reserve(\$)</u>	<u>Bond Reserve Fund(\$)</u>	<u>Capitalized Interest(\$)</u>	<u>Construction Fund(\$)</u>	<u>Taxes Due(\$)</u>	<u>Taxes Unpaid(\$)</u>	<u>Percent</u>	<u>Teeter Plan</u>
01/02	10,355,000	1,081,500	1,081,500	0	351,378	6,729,045	104,400	2	Yes
02/03	10,110,000	1,081,500	1,081,500	0	185,234	6,883,362	117,256	2	Yes
03/04	9,840,000	1,081,500	1,081,500	0	2	6,898,797	33,733	0	Yes
04/05	9,540,000	1,081,500	1,081,500	0	0	6,507,313	40,398	1	Yes
05/06	9,210,000	1,081,500	1,081,500	0	0	6,632,094	61,133	1	Yes
06/07	8,850,000	1,081,500	1,081,500	0	0	6,599,401	110,981	2	Yes

#### B. TAX COLLECTION

#### C. DELINQUENT PARCELS

<u>Year</u>	<u>Reporting Date</u>	<u># of Parcels</u>	<u>Total Amount Due(\$)</u>
01/02	07-06-02	55	358,160
02/03	06-30-03	62	439,208
03/04	07-07-04	32	118,805
04/05	06-30-05	38	154,791
05/06	06-30-06	64	288,579
06/07	06-30-07	118	626,991

#### D. FORECLOSURE

<u># of Parcels</u>	<u>Total Amount of Taxes Due (\$)</u>
0	0
0	0
0	0
0	0
0	0
0	0

#### E. ASSESSED VALUE OF PARCELS

<u>Reporting Date</u>	<u>Appraisal/ Tax Roll</u>	<u>Assessed Value(\$)</u>
01-01-01	Tax Roll	1,380,159,735
01-01-02	Tax Roll	1,481,298,406
01-01-04	Tax Roll	1,708,007,655
01-01-05	Tax Roll	1,864,469,047
01-01-06	Tax Roll	2,091,667,230
01-01-07	Tax Roll	2,291,595,790

#### F. MISCELLANEOUS

Special Tax collection & Delinquent information is the same as Series C of 1994.



## 2007 MELLO-ROOS YEARLY FISCAL STATUS REPORT

<u>Date</u>	<u>Amount(\$)</u>	<u>Issuing Entity, County, Type of Debt, Purpose</u>	<u>Rating(s) Enhancmt</u>	<u>Type of Sale</u>	<u>Role, Participant</u>	<u>Maturity Date/ Type</u>	<u>Interest Rate/ Type</u>
08-05-94	\$8,863,770	Orange County CFD No 87-5A Orange CDIAC Number: 1994-1431 Limited tax obligation bond Multiple capital improvements, public works Rancho Santa Margarita Refunding	NR	Neg	(BC) Stradling Yocca (FA) Fieldman Rolapp (TR) First Trust of CA (UW) So Orange Co PFA	08-15-19 Comb	7.804 TIC

### YEARLY FISCAL STATUS REPORT INFORMATION

#### A. FUND BALANCES

<u>Year</u>	<u>Principal Amt Outstanding(\$)</u>	<u>Minimum Bond Reserve(\$)</u>	<u>Bond Reserve Fund(\$)</u>	<u>Capitalized Interest(\$)</u>	<u>Construction Fund(\$)</u>
01/02	7,677,920	825,000	825,010	0	0
02/03	7,384,402	825,000	825,020	0	0
03/04	7,045,840	825,000	825,009	0	0
04/05	5,487,206	680,268	680,273	0	0
05/06	5,053,474	596,136	596,142	0	0
06/07	4,574,601	564,315	596,145	0	0

#### B. TAX COLLECTION

<u>Year</u>	<u>Taxes Due(\$)</u>	<u>Taxes Unpaid(\$)</u>	<u>Percent</u>	<u>Teeter Plan</u>
01/02	783,414	17,874	2	Yes
02/03	803,104	10,963	1	Yes
03/04	785,797	6,693	1	Yes
04/05	780,294	10,483	1	Yes
05/06	749,066	16,376	2	Yes
06/07	753,184	27,192	4	Yes

#### C. DELINQUENT PARCELS

<u>Year</u>	<u>Reporting Date</u>	<u># of Parcels</u>	<u>Total Amount Due(\$)</u>
01/02	07-06-02	42	135,804
02/03	06-30-03	28	87,473
03/04	07-07-04	25	54,213
04/05	06-30-04	31	95,380
05/06	06-30-06	46	184,454
06/07	06-30-07	73	355,721

#### D. FORECLOSURE

<u># of Parcels</u>	<u>Total Amount of Taxes Due (\$)</u>
0	0
0	0
0	0
0	0
0	0
0	0

#### E. ASSESSED VALUE OF PARCELS

<u>Reporting Date</u>	<u>Appraisal/ Tax Roll</u>	<u>Assessed Value(\$)</u>
01-01-01	Tax Roll	279,645,223
01-01-02	Tax Roll	298,197,084
01-01-04	Tax Roll	357,227,901
01-01-05	Tax Roll	397,747,544
01-01-06	Tax Roll	445,438,462
01-01-07	Tax Roll	476,604,801

#### F. MISCELLANEOUS

Bond Reserve Fund excludes Common Reserve.



## 2007 MELLO-ROOS YEARLY FISCAL STATUS REPORT

<u>Date</u>	<u>Amount(\$)</u>	<u>Issuing Entity, County, Type of Debt, Purpose</u>	<u>Rating(s) Enhancmt</u>	<u>Type of Sale</u>	<u>Role, Participant</u>	<u>Maturity Date/ Type</u>	<u>Interest Rate/ Type</u>
08-05-94	\$27,396,720	Orange County CFD No 87-5B Orange CDIAC Number: 1994-1430 Limited tax obligation bond Multiple capital improvements, public works Rancho Santa Margarita Refunding	NR	Neg	(BC) Stradling Yocca (FA) Fieldman Rolapp (TR) First Trust of CA (UW) So Orange Co PFA	08-15-19 Comb	7.365 TIC

### YEARLY FISCAL STATUS REPORT INFORMATION

#### A. FUND BALANCES

<u>Year</u>	<u>Principal Amt Outstanding(\$)</u>	<u>Minimum Bond Reserve(\$)</u>	<u>Bond Reserve Fund(\$)</u>	<u>Capitalized Interest(\$)</u>	<u>Construction Fund(\$)</u>
01/02	24,886,337	2,345,500	2,345,530	0	0
02/03	24,213,668	2,345,500	2,345,511	0	0
03/04	23,443,937	2,345,500	2,345,525	0	0
04/05	18,753,121	1,900,675	1,900,689	0	0
05/06	17,761,149	1,849,112	1,849,112	0	0
06/07	16,638,757	1,829,588	1,849,123	0	0

#### B. TAX COLLECTION

<u>Year</u>	<u>Taxes Due(\$)</u>	<u>Taxes Unpaid(\$)</u>	<u>Percent</u>	<u>Teeter Plan</u>
01/02	2,176,522	26,697	1	Yes
02/03	2,217,747	29,314	1	Yes
03/04	2,166,426	18,807	1	Yes
04/05	2,095,239	19,579	1	Yes
05/06	2,150,583	32,835	2	Yes
06/07	2,162,924	62,848	3	Yes

#### C. DELINQUENT PARCELS

<u>Year</u>	<u>Reporting Date</u>	<u># of Parcels</u>	<u>Total Amount Due(\$)</u>
01/02	07-06-02	46	143,575
02/03	06-30-03	51	164,785
03/04	07-07-04	34	114,629
04/05	06-30-05	45	144,044
05/06	06-30-06	62	272,374
06/07	06-30-07	110	557,998

#### D. FORECLOSURE

<u># of Parcels</u>	<u>Total Amount of Taxes Due (\$)</u>
0	0
0	0
0	0
0	0
0	0
0	0

#### E. ASSESSED VALUE OF PARCELS

<u>Reporting Date</u>	<u>Appraisal/ Tax Roll</u>	<u>Assessed Value(\$)</u>
07-01-01	Tax Roll	589,140,298
01-01-02	Tax Roll	633,534,952
01-01-04	Tax Roll	740,258,631
01-01-05	Tax Roll	815,839,952
01-01-06	Tax Roll	892,207,914
01-01-07	Tax Roll	949,279,410

#### F. MISCELLANEOUS

Bond Reserve Fund excludes Common Reserve.



## 2007 MELLO-ROOS YEARLY FISCAL STATUS REPORT

<u>Date</u>	<u>Amount(\$)</u>	<u>Issuing Entity, County, Type of Debt, Purpose</u>	<u>Rating(s) Enhancmt</u>	<u>Type of Sale</u>	<u>Role, Participant</u>	<u>Maturity Date/ Type</u>	<u>Interest Rate/ Type</u>
08-05-94	\$15,221,979	Orange County CFD No 87-5C Orange CDIAC Number: 1994-1429 Limited tax obligation bond Multiple capital improvements, public works Rancho Santa Margarita Refunding	NR	Neg	(BC) Stradling Yocca (FA) Fieldman Rolapp (TR) First Trust of CA (UW) So Orange Co PFA	08-15-19 Comb	7.653 TIC

### YEARLY FISCAL STATUS REPORT INFORMATION

#### A. FUND BALANCES

<u>Year</u>	<u>Principal Amt Outstanding(\$)</u>	<u>Minimum Bond Reserve(\$)</u>	<u>Bond Reserve Fund(\$)</u>	<u>Capitalized Interest(\$)</u>	<u>Construction Fund(\$)</u>	<u>Taxes Due(\$)</u>	<u>Taxes Unpaid(\$)</u>	<u>Percent</u>	<u>Teeter Plan</u>
01/02	13,991,424	680,000	680,009	0	0	1,302,562	14,147	1	Yes
02/03	13,654,685	680,000	680,003	0	0	1,355,434	16,888	1	Yes
03/04	13,262,691	680,000	680,007	0	0	1,321,144	13,682	1	Yes
04/05	11,185,424	572,546	572,550	0	0	1,214,033	7,713	1	Yes
05/06	10,677,813	567,231	567,236	0	0	1,261,178	17,823	1	Yes
06/07	10,110,072	565,221	567,239	0	68,672	1,255,997	26,879	2	Yes

#### B. TAX COLLECTION

#### C. DELINQUENT PARCELS

<u>Year</u>	<u>Reporting Date</u>	<u># of Parcels</u>	<u>Total Amount Due(\$)</u>	<u># of Parcels</u>	<u>Total Amount of Taxes Due (\$)</u>	<u>Reporting Date</u>	<u>Appraisal/ Tax Roll</u>	<u>Assessed Value(\$)</u>
01/02	07-06-02	24	98,007	0	0	01-01-01	Tax Roll	427,664,878
02/03	06-30-03	25	113,184	0	0	01-01-02	Tax Roll	449,617,884
03/04	07-07-04	23	94,683	0	0	01-01-04	Tax Roll	520,689,393
04/05	06-30-05	14	65,527	0	0	01-01-05	Tax Roll	573,191,776
05/06	06-30-06	31	155,677	0	0	01-01-06	Tax Roll	626,882,943
06/07	06-30-07	49	282,336	0	0	01-01-07	Tax Roll	662,299,370

#### D. FORECLOSURE

#### E. ASSESSED VALUE OF PARCELS

#### F. MISCELLANEOUS

Bond Reserve Fund excludes Common Reserve.





## 2007 MELLO-ROOS YEARLY FISCAL STATUS REPORT

<u>Date</u>	<u>Amount(\$)</u>	<u>Issuing Entity, County, Type of Debt, Purpose</u>	<u>Rating(s) Enhancmt</u>	<u>Type of Sale</u>	<u>Role, Participant</u>	<u>Maturity Date/ Type</u>	<u>Interest Rate/ Type</u>
08-05-94	\$12,042,509	Orange County CFD No 87-5D Orange CDIAC Number: 1994-1428 Limited tax obligation bond Multiple capital improvements, public works Rancho Santa Margarita Refunding	NR	Neg	(BC) Stradling Yocca (FA) Fieldman Rolapp (TR) First Trust of CA (UW) So Orange Co PFA	08-15-19 Comb	7.755 TIC

### YEARLY FISCAL STATUS REPORT INFORMATION

#### A. FUND BALANCES

<u>Year</u>	<u>Principal Amt Outstanding(\$)</u>	<u>Minimum Bond Reserve(\$)</u>	<u>Bond Reserve Fund(\$)</u>	<u>Capitalized Interest(\$)</u>	<u>Construction Fund(\$)</u>	<u>Taxes Due(\$)</u>	<u>Taxes Unpaid(\$)</u>	<u>Percent</u>	<u>Teeter Plan</u>
01/02	10,761,371	572,376	572,384	0	0	1,111,601	13,017	1	Yes
02/03	10,478,527	572,376	572,379	0	0	1,123,158	11,348	1	Yes
03/04	10,160,129	572,376	572,382	0	0	1,104,916	8,748	1	Yes
04/05	9,161,371	548,610	548,614	0	0	994,346	10,699	1	Yes
05/06	8,767,404	542,507	542,511	0	0	1,014,349	13,123	1	Yes
06/07	8,333,387	540,199	542,515	0	0	998,597	17,782	2	Yes

#### B. TAX COLLECTION

#### C. DELINQUENT PARCELS

<u>Year</u>	<u>Reporting Date</u>	<u># of Parcels</u>	<u>Total Amount Due(\$)</u>	<u># of Parcels</u>	<u>Total Amount of Taxes Due (\$)</u>	<u>Reporting Date</u>	<u>Appraisal/ Tax Roll</u>	<u>Assessed Value(\$)</u>
01/02	07-06-02	20	71,509	0	0	01-01-01	Tax Roll	313,563,078
02/03	06-30-03	16	61,084	0	0	01-01-02	Tax Roll	334,240,481
03/04	07-07-04	17	56,239	0	0	01-01-04	Tax Roll	381,850,074
04/05	06-30-05	17	84,657	0	0	01-01-05	Tax Roll	412,468,602
05/06	06-30-06	25	123,704	0	0	01-01-06	Tax Roll	449,198,885
06/07	06-30-07	30	193,772	0	0	01-01-07	Tax Roll	473,981,311

#### D. FORECLOSURE

#### E. ASSESSED VALUE OF PARCELS

#### F. MISCELLANEOUS

Bond Reserve Fund excludes Common Reserve.



## 2007 MELLO-ROOS YEARLY FISCAL STATUS REPORT

<u>Date</u>	<u>Amount(\$)</u>	<u>Issuing Entity, County, Type of Debt, Purpose</u>	<u>Rating(s) Enhancmt</u>	<u>Type of Sale</u>	<u>Role, Participant</u>	<u>Maturity Date/ Type</u>	<u>Interest Rate/ Type</u>
07-07-99	\$12,780,000	Orange County CFD No 87-5E Orange CDIAC Number: 1999-1420 Limited tax obligation bond Multiple capital improvements, public works Rancho Santa Margarita Refunding	NR	Neg	(BC) Stradling Yocca (FA) Fieldman Rolapp (TR) US Bank Corp Trust (UW) So Orange Co PFA	08-15-18 Comb	5.187 NIC

### YEARLY FISCAL STATUS REPORT INFORMATION

#### A. FUND BALANCES

<u>Year</u>	<u>Principal Amt Outstanding(\$)</u>	<u>Minimum Bond Reserve(\$)</u>	<u>Bond Reserve Fund(\$)</u>	<u>Capitalized Interest(\$)</u>	<u>Construction Fund(\$)</u>	<u>Taxes Due(\$)</u>	<u>Taxes Unpaid(\$)</u>	<u>Percent</u>	<u>Teeter Plan</u>
01/02	12,045,000	607,720	610,627	0	0	1,111,882	7,874	1	Yes
02/03	11,610,000	607,720	609,128	0	0	1,137,932	8,420	1	Yes
03/04	11,155,000	607,720	608,609	0	0	1,134,654	4,587	0	Yes
04/05	10,670,000	607,720	611,810	0	0	1,127,580	6,926	1	Yes
05/06	10,160,000	607,720	615,935	0	0	1,114,452	8,867	1	Yes
06/07	9,620,000	607,720	617,127	0	0	1,084,386	10,860	1	Yes

#### B. TAX COLLECTION

#### C. DELINQUENT PARCELS

<u>Year</u>	<u>Reporting Date</u>	<u># of Parcels</u>	<u>Total Amount Due(\$)</u>	<u># of Parcels</u>	<u>Total Amount of Taxes Due (\$)</u>	<u>Reporting Date</u>	<u>Appraisal/ Tax Roll</u>	<u>Assessed Value(\$)</u>
01/02	07-06-02	17	54,061	0	0	01-01-01	Tax Roll	387,252,674
02/03	06-30-03	24	66,736	0	0	01-01-02	Tax Roll	413,366,958
03/04	06-30-04	14	41,273	0	0	01-01-04	Tax Roll	504,591,295
04/05	06-30-05	20	69,256	0	0	01-01-05	Tax Roll	543,645,309
05/06	06-30-06	26	115,397	0	0	01-01-06	Tax Roll	599,329,537
06/07	06-30-07	34	153,373	0	0	01-01-07	Tax Roll	646,585,772

#### D. FORECLOSURE

#### E. ASSESSED VALUE OF PARCELS

#### F. MISCELLANEOUS



## 2007 MELLO-ROOS YEARLY FISCAL STATUS REPORT

<u>Date</u>	<u>Amount(\$)</u>	<u>Issuing Entity, County, Type of Debt, Purpose</u>	<u>Rating(s) Enhancmt</u>	<u>Type of Sale</u>	<u>Role, Participant</u>	<u>Maturity Date/ Type</u>	<u>Interest Rate/ Type</u>
07-07-99	\$9,330,000	Orange County CFD No 87-6 Orange CDIAC Number: 1999-1421 Limited tax obligation bond Multiple capital improvements, public works Baker Ranch Refunding	NR	Neg	(BC) Stradling Yocca (FA) Fieldman Rolapp (TR) US Bank Corp Trust (UW) So Orange Co PFA	08-15-14 Comb	5.053 NIC

### YEARLY FISCAL STATUS REPORT INFORMATION

#### A. FUND BALANCES

<u>Year</u>	<u>Principal Amt Outstanding(\$)</u>	<u>Minimum Bond Reserve(\$)</u>	<u>Bond Reserve Fund(\$)</u>	<u>Capitalized Interest(\$)</u>	<u>Construction Fund(\$)</u>	<u>Taxes Due(\$)</u>	<u>Taxes Unpaid(\$)</u>	<u>Percent</u>	<u>Teeter Plan</u>
01/02	8,830,000	443,664	445,786	0	443,636	886,078	0	0	Yes
02/03	8,500,000	443,664	444,692	0	449,522	910,690	0	0	Yes
03/04	8,120,000	443,664	444,313	0	453,411	914,853	0	0	Yes
04/05	7,695,000	443,664	446,650	0	461,291	920,545	0	0	Yes
05/06	7,220,000	443,664	449,661	0	479,287	933,152	0	0	Yes
06/07	6,690,000	443,664	450,532	0	506,303	767,847	0	0	Yes

#### B. TAX COLLECTION

#### C. DELINQUENT PARCELS

<u>Year</u>	<u>Reporting Date</u>	<u># of Parcels</u>	<u>Total Amount Due(\$)</u>	<u># of Parcels</u>	<u>Total Amount of Taxes Due (\$)</u>	<u>Reporting Date</u>	<u>Appraisal/ Tax Roll</u>	<u>Assessed Value(\$)</u>
01/02	07-06-02	0	0	0	0	01-01-01	Tax Roll	84,357,995
02/03	06-30-03	0	0	0	0	01-01-02	Tax Roll	118,076,105
03/04	06-30-04	0	0	0	0	01-01-04	Tax Roll	453,675,499
04/05	06-30-05	0	0	0	0	01-01-05	Tax Roll	151,283,927
05/06	06-30-06	0	0	0	0	01-01-06	Tax Roll	147,768,905
06/07	06-30-07	0	0	0	0	01-01-07	Tax Roll	158,086,215

#### D. FORECLOSURE

#### E. ASSESSED VALUE OF PARCELS

#### F. MISCELLANEOUS



## 2007 MELLO-ROOS YEARLY FISCAL STATUS REPORT

<u>Date</u>	<u>Amount(\$)</u>	<u>Issuing Entity, County, Type of Debt, Purpose</u>	<u>Rating(s) Enhancmt</u>	<u>Type of Sale</u>	<u>Role, Participant</u>	<u>Maturity Date/ Type</u>	<u>Interest Rate/ Type</u>
07-07-99	\$17,425,000	Orange County CFD No 87-7 Orange CDIAC Number: 1999-1422 Limited tax obligation bond Multiple capital improvements, public works Los Alisos Refunding	NR	Neg	(BC) Stradling Yocca (FA) Fieldman Rolapp (TR) US Bank Corp Trust (UW) So Orange Co PFA	08-15-14 Comb	5.053 NIC

### YEARLY FISCAL STATUS REPORT INFORMATION

#### A. FUND BALANCES

<u>Year</u>	<u>Principal Amt Outstanding(\$)</u>	<u>Minimum Bond Reserve(\$)</u>	<u>Bond Reserve Fund(\$)</u>	<u>Capitalized Interest(\$)</u>	<u>Construction Fund(\$)</u>	<u>Taxes Due(\$)</u>	<u>Taxes Unpaid(\$)</u>	<u>Percent</u>	<u>Teeter Plan</u>
01/02	16,530,000	828,801	832,565	0	0	1,631,659	6,727	0	Yes
02/03	15,915,000	828,801	830,521	0	0	1,647,396	27,584	2	Yes
03/04	15,225,000	828,801	829,813	0	0	1,679,342	38,771	2	Yes
04/05	14,440,000	828,801	834,177	0	0	1,683,700	32,396	2	Yes
05/06	13,565,000	828,801	839,802	0	0	1,699,909	5,406	0	Yes
06/07	12,590,000	828,801	841,427	0	0	1,682,717	4,072	0	Yes

#### B. TAX COLLECTION

#### C. DELINQUENT PARCELS

<u>Year</u>	<u>Reporting Date</u>	<u># of Parcels</u>	<u>Total Amount Due(\$)</u>	<u># of Parcels</u>	<u>Total Amount of Taxes Due (\$)</u>	<u>Reporting Date</u>	<u>Appraisal/ Tax Roll</u>	<u>Assessed Value(\$)</u>
01/02	07-06-02	2	29,210	0	0	01-01-01	Tax Roll	361,666,346
02/03	06-30-03	2	36,402	0	0	01-01-02	Tax Roll	416,160,457
03/04	06-30-04	4	78,720	0	0	01-01-04	Tax Roll	465,437,813
04/05	06-30-05	3	55,237	0	0	01-01-05	Tax Roll	486,680,868
05/06	06-30-06	3	21,021	0	0	01-01-06	Tax Roll	518,660,198
06/07	06-30-07	1	18,393	0	0	01-01-07	Tax Roll	563,016,312

#### D. FORECLOSURE

#### E. ASSESSED VALUE OF PARCELS

#### F. MISCELLANEOUS



## 2007 MELLO-ROOS YEARLY FISCAL STATUS REPORT

<u>Date</u>	<u>Amount(\$)</u>	<u>Issuing Entity, County, Type of Debt, Purpose</u>	<u>Rating(s) Enhancmt</u>	<u>Type of Sale</u>	<u>Role, Participant</u>	<u>Maturity Date/ Type</u>	<u>Interest Rate/ Type</u>
08-05-94	\$30,412,976	Orange County CFD No 87-8 Orange CDIAC Number: 1994-1427 Limited tax obligation bond Street construction and improvements Coto de Caza Refunding	NR	Neg	(BC) Stradling Yocca (FA) Fieldman Rolapp (TR) First Trust of CA (UW) So Orange Co PFA	08-15-19 Comb	7.754 TIC

### YEARLY FISCAL STATUS REPORT INFORMATION

#### A. FUND BALANCES

<u>Year</u>	<u>Principal Amt Outstanding(\$)</u>	<u>Minimum Bond Reserve(\$)</u>	<u>Bond Reserve Fund(\$)</u>	<u>Capitalized Interest(\$)</u>	<u>Construction Fund(\$)</u>	<u>Taxes Due(\$)</u>	<u>Taxes Unpaid(\$)</u>	<u>Percent</u>	<u>Teeter Plan</u>
01/02	28,223,727	1,127,500	1,127,515	0	1,397,863	2,572,785	42,422	2	Yes
02/03	27,597,944	1,127,500	1,127,504	0	1,810,738	2,652,570	42,519	2	Yes
03/04	26,863,290	1,127,500	1,127,512	0	1,833,792	2,623,294	39,444	2	Yes
04/05	22,018,895	861,785	861,791	0	668,213	2,339,178	31,493	1	Yes
05/06	21,060,946	858,304	858,311	0	728,058	2,435,827	40,288	2	Yes
06/07	19,972,953	856,988	858,317	0	766,796	2,450,266	59,708	2	Yes

#### B. TAX COLLECTION

#### C. DELINQUENT PARCELS

<u>Year</u>	<u>Reporting Date</u>	<u># of Parcels</u>	<u>Total Amount Due(\$)</u>	<u># of Parcels</u>	<u>Total Amount of Taxes Due (\$)</u>	<u>Reporting Date</u>	<u>Appraisal/ Tax Roll</u>	<u>Assessed Value(\$)</u>
01/02	07-06-02	83	449,471	0	0	01-01-01	Tax Roll	1,804,168,837
02/03	06-30-03	86	497,035	0	0	01-01-02	Tax Roll	2,124,021,233
03/04	07-07-04	73	506,160	0	0	01-01-04	Tax Roll	2,556,513,235
04/05	06-30-05	74	457,416	0	0	01-01-05	Tax Roll	2,799,471,727
05/06	06-30-06	89	683,346	0	0	01-01-06	Tax Roll	3,033,283,436
06/07	06-30-07	126	1,090,444	0	0	01-01-07	Tax Roll	3,195,453,794

#### D. FORECLOSURE

#### E. ASSESSED VALUE OF PARCELS

#### F. MISCELLANEOUS

Bond Reserve Fund excludes Common Reserve.



## 2007 MELLO-ROOS YEARLY FISCAL STATUS REPORT

<u>Date</u>	<u>Amount(\$)</u>	<u>Issuing Entity, County, Type of Debt, Purpose</u>	<u>Rating(s) Enhancmt</u>	<u>Type of Sale</u>	<u>Role, Participant</u>	<u>Maturity Date/ Type</u>	<u>Interest Rate/ Type</u>
07-07-99	\$4,050,000	Orange County CFD No 87-9 Orange CDIAC Number: 1999-1418 Limited tax obligation bond Multiple capital improvements, public works Santa Teresita Refunding	NR	Neg	(BC) Stradling Yocca (FA) Fieldman Rolapp (TR) US Bank Corp Trust (UW) So Orange Co PFA	08-15-14 Comb	5.052 NIC

### YEARLY FISCAL STATUS REPORT INFORMATION

#### A. FUND BALANCES

<u>Year</u>	<u>Principal Amt Outstanding(\$)</u>	<u>Minimum Bond Reserve(\$)</u>	<u>Bond Reserve Fund(\$)</u>	<u>Capitalized Interest(\$)</u>	<u>Construction Fund(\$)</u>
01/02	3,855,000	192,587	193,509	0	361,100
02/03	3,720,000	192,587	193,034	0	0
03/04	3,565,000	192,587	192,869	0	109,551
04/05	3,390,000	192,587	194,262	0	122,602
05/06	3,165,000	192,587	195,186	0	125,809
06/07	2,940,000	192,587	195,568	0	279,981

#### B. TAX COLLECTION

<u>Taxes Due(\$)</u>	<u>Taxes Unpaid(\$)</u>	<u>Percent</u>	<u>Teeter Plan</u>
632,354	940	0	Yes
609,217	19,352	3	Yes
635,964	9,655	2	Yes
646,054	2,792	0	Yes
649,095	7,029	1	Yes
620,520	11,204	2	Yes

#### C. DELINQUENT PARCELS

<u>Year</u>	<u>Reporting Date</u>	<u># of Parcels</u>	<u>Total Amount Due(\$)</u>
01/02	07-06-02	1	2,835
02/03	06-30-03	4	54,776
03/04	06-30-04	2	47,487
04/05	06-30-05	2	16,539
05/06	06-30-06	4	41,742
06/07	06-30-07	6	79,426

#### D. FORECLOSURE

<u># of Parcels</u>	<u>Total Amount of Taxes Due (\$)</u>
0	0
0	0
0	0
0	0
0	0
0	0

#### E. ASSESSED VALUE OF PARCELS

<u>Reporting Date</u>	<u>Appraisal/ Tax Roll</u>	<u>Assessed Value(\$)</u>
01-01-01	Tax Roll	106,710,027
01-01-02	Tax Roll	125,218,543
01-01-04	Tax Roll	188,547,048
01-01-05	Tax Roll	218,059,953
01-01-06	Tax Roll	248,008,932
01-01-07	Tax Roll	269,892,898

#### F. MISCELLANEOUS



## 2007 MELLO-ROOS YEARLY FISCAL STATUS REPORT

<u>Date</u>	<u>Amount(\$)</u>	<u>Issuing Entity, County, Type of Debt, Purpose</u>	<u>Rating(s) Enhancmt</u>	<u>Type of Sale</u>	<u>Role, Participant</u>	<u>Maturity Date/ Type</u>	<u>Interest Rate/ Type</u>
08-05-99	\$2,335,000	Orange County CFD No 87-9 Orange CDIAC Number: 1999-1555 Limited tax obligation bond Multiple capital improvements, public works Santa Teresita	NR	Neg	(BC) Stradling Yocca (FA) Fieldman Rolapp (TR) US Bank Corp Trust (UW) So Orange Co PFA	08-15-14 Serial	6.34 NIC

### YEARLY FISCAL STATUS REPORT INFORMATION

#### A. FUND BALANCES

<u>Year</u>	<u>Principal Amt Outstanding(\$)</u>	<u>Minimum Bond Reserve(\$)</u>	<u>Bond Reserve Fund(\$)</u>	<u>Capitalized Interest(\$)</u>	<u>Construction Fund(\$)</u>
01/02	2,150,000	116,750	117,308	0	186,188
02/03	2,050,000	116,750	117,020	0	188,701
03/04	1,995,000	116,750	116,921	0	57,042
04/05	1,885,000	116,750	117,536	0	57,035
05/06	1,760,000	116,750	118,328	0	60,367
06/07	1,625,000	116,750	117,227	0	63,793

#### B. TAX COLLECTION

<u>Taxes Due(\$)</u>	<u>Taxes Unpaid(\$)</u>	<u>Percent</u>	<u>Teeter Plan</u>
632,354	940	0	Yes
609,217	19,352	3	Yes
635,964	9,635	2	Yes
646,054	2,792	0	Yes
649,095	7,029	1	Yes
620,520	11,204	2	Yes

#### C. DELINQUENT PARCELS

<u>Year</u>	<u>Reporting Date</u>	<u># of Parcels</u>	<u>Total Amount Due(\$)</u>
01/02	07-06-01	1	2,835
02/03	06-30-03	4	54,776
03/04	07-07-04	2	47,487
04/05	06-30-05	2	16,539
05/06	06-30-06	4	41,742
06/07	06-30-07	6	79,426

#### D. FORECLOSURE

<u># of Parcels</u>	<u>Total Amount of Taxes Due (\$)</u>
0	0
0	0
0	0
0	0
0	0
0	0

#### E. ASSESSED VALUE OF PARCELS

<u>Reporting Date</u>	<u>Appraisal/ Tax Roll</u>	<u>Assessed Value(\$)</u>
01-01-01	Tax Roll	106,710,027
01-01-02	Tax Roll	125,218,543
01-01-04	Tax Roll	188,547,048
01-01-05	Tax Roll	218,059,953
01-01-06	Tax Roll	248,008,932
01-01-07	Tax Roll	269,892,898

#### F. MISCELLANEOUS



## 2007 MELLO-ROOS YEARLY FISCAL STATUS REPORT

<u>Date</u>	<u>Amount(\$)</u>	<u>Issuing Entity, County, Type of Debt, Purpose</u>	<u>Rating(s) Enhancmt</u>	<u>Type of Sale</u>	<u>Role, Participant</u>	<u>Maturity Date/ Type</u>	<u>Interest Rate/ Type</u>
05-26-94	\$207,845,000	Orange County CFD No 88-1 Orange CDIAC Number: 1994-1537 Limited tax obligation bond Multiple capital improvements, public works Los Alisos Refunding	NR	Neg	(BC) Stradling Yocca (FA) CGMS (UW) So Orange Co PFA	09-01-18 Comb	

### YEARLY FISCAL STATUS REPORT INFORMATION

#### A. FUND BALANCES

<u>Year</u>	<u>Principal Amt Outstanding(\$)</u>	<u>Minimum Bond Reserve(\$)</u>	<u>Bond Reserve Fund(\$)</u>	<u>Capitalized Interest(\$)</u>	<u>Construction Fund(\$)</u>	<u>Taxes Due(\$)</u>	<u>Taxes Unpaid(\$)</u>	<u>Percent</u>	<u>Teeter Plan</u>
01/02	185,555,000	14,266,200	14,266,200	0	24,131,724	16,308,467	232,188	1	Yes
02/03	162,890,000	13,704,350	13,704,350	0	6,678,437	16,308,453	175,717	1	Yes
03/04	156,385,000	17,223,430	17,228,562	0	6,678,437	16,151,099	112,297	1	Yes
04/05	149,690,000	17,223,430	17,246,922	0	5,190,743	15,486,519	126,412	1	Yes
05/06	142,095,000	17,223,430	17,270,758	0	5,403,785	15,755,924	155,249	1	Yes
06/07	133,515,000	17,223,430	17,291,961	0	5,691,337	14,872,270	271,815	2	Yes

#### B. TAX COLLECTION

#### C. DELINQUENT PARCELS

<u>Year</u>	<u>Reporting Date</u>	<u># of Parcels</u>	<u>Total Amount Due(\$)</u>	<u># of Parcels</u>	<u>Total Amount of Taxes Due (\$)</u>	<u>Reporting Date</u>	<u>Appraisal/ Tax Roll</u>	<u>Assessed Value(\$)</u>
01/02	07-06-02	241	1,059,962	0	0	01-01-01	Tax Roll	3,660,208,268
02/03	06-30-03	225	862,835	0	0	01-01-02	Tax Roll	4,067,365,861
03/04	06-30-04	142	610,557	0	0	01-01-04	Tax Roll	4,806,771,663
04/05	06-30-05	206	720,433	0	0	01-01-05	Tax Roll	5,225,770,537
05/06	06-30-06	224	999,373	0	0	01-01-06	Tax Roll	5,787,646,347
06/07	06-30-07	392	2,108,994	0	0	01-01-07	Tax Roll	6,233,040,083

#### D. FORECLOSURE

#### E. ASSESSED VALUE OF PARCELS

#### F. MISCELLANEOUS





## 2007 MELLO-ROOS YEARLY FISCAL STATUS REPORT

<u>Date</u>	<u>Amount(\$)</u>	<u>Issuing Entity, County, Type of Debt, Purpose</u>	<u>Rating(s) Enhancmt</u>	<u>Type of Sale</u>	<u>Role, Participant</u>	<u>Maturity Date/ Type</u>	<u>Interest Rate/ Type</u>
06-18-98	\$1,775,000	Orange County CFD No 88-2 Orange CDIAC Number: 1998-0461 Limited tax obligation bond Multiple capital improvements, public works Lomas Laguna Refunding	NR	Neg	(BC) Stradling Yocca (FA) Fieldman Rolapp (TR) US Bank Corp Trust (UW) So Whittier ESD	08-15-14 Comb	4.754 NIC

### YEARLY FISCAL STATUS REPORT INFORMATION

#### A. FUND BALANCES

<u>Year</u>	<u>Principal Amt Outstanding(\$)</u>	<u>Minimum Bond Reserve(\$)</u>	<u>Bond Reserve Fund(\$)</u>	<u>Capitalized Interest(\$)</u>	<u>Construction Fund(\$)</u>
01/02	1,580,000	174,323	174,325	0	329,982
02/03	1,500,000	174,323	174,324	0	334,509
03/04	1,415,000	174,323	174,325	0	337,590
04/05	1,325,000	174,323	174,327	0	343,641
05/06	1,230,000	174,323	174,323	0	357,249
06/07	1,125,000	174,323	174,325	0	377,540

#### B. TAX COLLECTION

<u>Taxes Due(\$)</u>	<u>Taxes Unpaid(\$)</u>	<u>Percent</u>	<u>Teeter Plan</u>
179,757	2,019	1	Yes
182,982	2,502	1	Yes
182,971	1,610	1	Yes
184,373	2,637	1	Yes
182,088	2,087	1	Yes
184,685	4,041	2	Yes

#### C. DELINQUENT PARCELS

<u>Year</u>	<u>Reporting Date</u>	<u># of Parcels</u>	<u>Total Amount Due(\$)</u>
01/02	07-06-02	7	14,160
02/03	06-30-03	11	18,628
03/04	06-30-04	7	12,178
04/05	06-30-05	7	16,421
05/06	06-30-06	8	18,619
06/07	06-30-07	13	52,234

#### D. FORECLOSURE

<u># of Parcels</u>	<u>Total Amount of Taxes Due (\$)</u>
0	0
0	0
0	0
0	0
0	0
0	0

#### E. ASSESSED VALUE OF PARCELS

<u>Reporting Date</u>	<u>Appraisal/ Tax Roll</u>	<u>Assessed Value(\$)</u>
01-01-01	Tax Roll	90,343,201
01-01-02	Tax Roll	95,528,243
01-01-04	Tax Roll	109,140,538
01-01-05	Tax Roll	121,247,510
01-01-06	Tax Roll	135,863,167
01-01-07	Tax Roll	142,321,741

#### F. MISCELLANEOUS



## 2007 MELLO-ROOS YEARLY FISCAL STATUS REPORT

<u>Date</u>	<u>Amount(\$)</u>	<u>Issuing Entity, County, Type of Debt, Purpose</u>	<u>Rating(s) Enhancmt</u>	<u>Type of Sale</u>	<u>Role, Participant</u>	<u>Maturity Date/ Type</u>	<u>Interest Rate/ Type</u>
11-16-05	\$22,560,000	Orange County CFD No 99-1 Orange CDIAC Number: 2005-1933 Limited tax obligation bond Multiple capital improvements, public works Ladera Ranch Refunding	NR	Neg	(BC) Stradling Yocca (FA) Fieldman Rolapp (TR) Orange Co (UW) So Orange Co PFA	08-15-32 Serial	4.747 NIC

### YEARLY FISCAL STATUS REPORT INFORMATION

#### A. FUND BALANCES

<u>Year</u>	<u>Principal Amt Outstanding(\$)</u>	<u>Minimum Bond Reserve(\$)</u>	<u>Bond Reserve Fund(\$)</u>	<u>Capitalized Interest(\$)</u>	<u>Construction Fund(\$)</u>
05/06	22,560,000	2,051,634	2,051,634	0	453,610
06/07	21,775,000	2,051,634	2,051,634	0	478,691

#### B. TAX COLLECTION

<u>Year</u>	<u>Taxes Due(\$)</u>	<u>Taxes Unpaid(\$)</u>	<u>Percent</u>	<u>Teeter Plan</u>
05/06	1,608,357	39,354	2	Yes
06/07	1,347,568	45,801	3	Yes

#### C. DELINQUENT PARCELS

<u>Year</u>	<u>Reporting Date</u>	<u># of Parcels</u>	<u>Total Amount Due(\$)</u>
05/06	06-30-06	33	232,682
06/07	06-30-07	48	364,067

#### D. FORECLOSURE

<u># of Parcels</u>	<u>Total Amount of Taxes Due (\$)</u>
0	0
0	0

#### E. ASSESSED VALUE OF PARCELS

<u>Reporting Date</u>	<u>Appraisal/ Tax Roll</u>	<u>Assessed Value(\$)</u>
01-01-06	Tax Roll	559,842,034
01-01-07	Tax Roll	593,060,337

#### F. MISCELLANEOUS



## 2007 MELLO-ROOS YEARLY FISCAL STATUS REPORT

<u>Date</u>	<u>Amount(\$)</u>	<u>Issuing Entity, County, Type of Debt, Purpose</u>	<u>Rating(s) Enhancmt</u>	<u>Type of Sale</u>	<u>Role, Participant</u>	<u>Maturity Date/ Type</u>	<u>Interest Rate/ Type</u>
01-05-06	\$6,540,000	Orange Unified School District CFD No 2005-1 Orange CDIAC Number: 2005-1540 Limited tax obligation bond K-12 school facility Tremont School & City Facs	NR	Neg	(BC) McFarlin & Anderson (TR) US Bank Natl Assoc (UW) Stone & Youngberg	09-01-36 Comb	5.431 NIC

### YEARLY FISCAL STATUS REPORT INFORMATION

#### A. FUND BALANCES

<u>Year</u>	<u>Principal Amt Outstanding(\$)</u>	<u>Minimum Bond Reserve(\$)</u>	<u>Bond Reserve Fund(\$)</u>	<u>Capitalized Interest(\$)</u>	<u>Construction Fund(\$)</u>
05/06	6,540,000	583,816	591,126	37,098	3,747,033
06/07	6,540,000	577,163	577,163	0	2,337,739

#### B. TAX COLLECTION

<u>Taxes Due(\$)</u>	<u>Taxes Unpaid(\$)</u>	<u>Percent</u>	<u>Teeter Plan</u>
0	0	0	No
432,119	22,323	5	Yes

#### C. DELINQUENT PARCELS

<u>Year</u>	<u>Reporting Date</u>	<u># of Parcels</u>	<u>Total Amount Due(\$)</u>
05/06	06-30-06	0	0
06/07	06-30-07	5	22,323

#### D. FORECLOSURE

<u># of Parcels</u>	<u>Total Amount of Taxes Due (\$)</u>
0	0
0	0

#### E. ASSESSED VALUE OF PARCELS

<u>Reporting Date</u>	<u>Appraisal/ Tax Roll</u>	<u>Assessed Value(\$)</u>
11-01-05	Appraisal	26,290,000
06-30-07	Tax Roll	49,715,007

#### F. MISCELLANEOUS



## 2007 MELLO-ROOS YEARLY FISCAL STATUS REPORT

<u>Date</u>	<u>Amount(\$)</u>	<u>Issuing Entity, County, Type of Debt, Purpose</u>	<u>Rating(s) Enhancmt</u>	<u>Type of Sale</u>	<u>Role, Participant</u>	<u>Maturity Date/ Type</u>	<u>Interest Rate/ Type</u>
03-09-07	\$5,920,000	Orange Unified School District CFD No 2005-2 Orange CDIAC Number: 2007-0177 Limited tax obligation bond K-12 school facility Del Rio Riverbend	NR	Neg	(BC) McFarlin & Anderson (TR) US Bank Natl Assoc (UW) Stone & Youngberg	09-01-37 Comb	4.973 NIC

### YEARLY FISCAL STATUS REPORT INFORMATION

#### A. FUND BALANCES

<u>Year</u>	<u>Principal Amt Outstanding(\$)</u>	<u>Minimum Bond Reserve(\$)</u>	<u>Bond Reserve Fund(\$)</u>	<u>Capitalized Interest(\$)</u>	<u>Construction Fund(\$)</u>
06/07	5,920,000	498,153	511,881	271,475	4,804,074

#### B. TAX COLLECTION

<u>Taxes Due(\$)</u>	<u>Taxes Unpaid(\$)</u>	<u>Percent</u>	<u>Teeter Plan</u>
0	0	0	Yes

#### C. DELINQUENT PARCELS

<u>Year</u>	<u>Reporting Date</u>	<u># of Parcels</u>	<u>Total Amount Due(\$)</u>
06/07	06-30-07	0	0

#### D. FORECLOSURE

<u># of Parcels</u>	<u>Total Amount of Taxes Due (\$)</u>
0	0

#### E. ASSESSED VALUE OF PARCELS

<u>Reporting Date</u>	<u>Appraisal/ Tax Roll</u>	<u>Assessed Value(\$)</u>
12-07-06	Appraisal	154,370,000

#### F. MISCELLANEOUS



## 2007 MELLO-ROOS YEARLY FISCAL STATUS REPORT

<u>Date</u>	<u>Amount(\$)</u>	<u>Issuing Entity, County, Type of Debt, Purpose</u>	<u>Rating(s) Enhancmt</u>	<u>Type of Sale</u>	<u>Role, Participant</u>	<u>Maturity Date/ Type</u>	<u>Interest Rate/ Type</u>
03-22-00	\$4,625,000	Orange Unified School District CFD No 88-1 Orange CDIAC Number: 1999-1552 Limited tax obligation bond K-12 school facility Santiago Hills Refunding	NR	Neg	(BC) Stradling Yocca (FA) PMG Financial (TR) US Bank Corp Trust (UW) Orange USD PFA	09-01-14 Serial	5.368 TIC

### YEARLY FISCAL STATUS REPORT INFORMATION

#### A. FUND BALANCES

<u>Year</u>	<u>Principal Amt Outstanding(\$)</u>	<u>Minimum Bond Reserve(\$)</u>	<u>Bond Reserve Fund(\$)</u>	<u>Capitalized Interest(\$)</u>	<u>Construction Fund(\$)</u>
01/02	4,090,000	0	0	0	0
02/03	3,850,000	0	0	0	0
03/04	3,595,000	0	0	0	0
04/05	3,325,000	0	0	0	0
05/06	3,325,000	0	0	0	0
06/07	3,040,000	0	0	0	0

#### B. TAX COLLECTION

<u>Taxes Due(\$)</u>	<u>Taxes Unpaid(\$)</u>	<u>Percent</u>	<u>Teeter Plan</u>
517,155	13,643	3	Yes
510,605	11,957	2	Yes
480,733	10,265	2	Yes
480,733	4,348	1	Yes
480,733	13,342	3	Yes
480,733	6,483	1	Yes

#### C. DELINQUENT PARCELS

<u>Year</u>	<u>Reporting Date</u>	<u># of Parcels</u>	<u>Total Amount Due(\$)</u>
01/02	05-17-02	42	15,264
02/03	05-02-03	30	13,160
03/04	04-30-04	38	11,199
04/05	09-23-05	9	4,511
05/06	05-12-06	31	15,270
06/07	09-08-07	13	7,203

#### D. FORECLOSURE

<u># of Parcels</u>	<u>Total Amount of Taxes Due (\$)</u>
0	0
0	0
0	0
0	0
0	0
0	0

#### E. ASSESSED VALUE OF PARCELS

<u>Reporting Date</u>	<u>Appraisal/ Tax Roll</u>	<u>Assessed Value(\$)</u>
07-03-02	Tax Roll	192,608,496
07-01-03	Tax Roll	193,857,443
07-01-04	Tax Roll	211,280,505
07-01-05	Tax Roll	232,439,107
07-01-06	Tax Roll	253,528,937
07-01-07	Tax Roll	266,609,986

#### F. MISCELLANEOUS



## 2007 MELLO-ROOS YEARLY FISCAL STATUS REPORT

<u>Date</u>	<u>Amount(\$)</u>	<u>Issuing Entity, County, Type of Debt, Purpose</u>	<u>Rating(s) Enhancmt</u>	<u>Type of Sale</u>	<u>Role, Participant</u>	<u>Maturity Date/ Type</u>	<u>Interest Rate/ Type</u>
08-08-96	\$4,250,000	Orange Unified School District CFD No 89-1 Orange CDIAC Number: 1996-0080 Limited tax obligation bond K-12 school facility Sycamore Canyon Federally Taxable Refunding	NR	Neg	(BC) Stradling Yocca (FA) Public Financial (TR) First Trust of CA (UW) Orange USD PFA	09-01-14 Serial	6.45 NIC

### YEARLY FISCAL STATUS REPORT INFORMATION

#### A. FUND BALANCES

<u>Year</u>	<u>Principal Amt Outstanding(\$)</u>	<u>Minimum Bond Reserve(\$)</u>	<u>Bond Reserve Fund(\$)</u>	<u>Capitalized Interest(\$)</u>	<u>Construction Fund(\$)</u>
01/02	3,325,000	0	0	0	1,299
02/03	3,135,000	0	0	0	1,310
03/04	2,930,000	0	0	0	1,316
04/05	2,710,000	0	0	0	1,334
05/06	2,710,000	0	0	0	1,380
06/07	2,475,000	0	0	0	0

#### B. TAX COLLECTION

<u>Taxes Due(\$)</u>	<u>Taxes Unpaid(\$)</u>	<u>Percent</u>	<u>Teeter Plan</u>
385,285	11,134	3	Yes
385,283	13,231	3	Yes
385,283	7,550	2	Yes
385,283	2,364	1	Yes
385,283	8,656	2	Yes
385,283	6,750	2	Yes

#### C. DELINQUENT PARCELS

<u>Year</u>	<u>Reporting Date</u>	<u># of Parcels</u>	<u>Total Amount Due(\$)</u>
01/02	05-17-02	55	15,805
02/03	05-02-03	52	16,597
03/04	04-30-04	30	9,647
04/05	09-23-05	10	3,125
05/06	05-12-06	32	10,408
06/07	09-08-07	21	8,655

#### D. FORECLOSURE

<u># of Parcels</u>	<u>Total Amount of Taxes Due (\$)</u>
0	0
0	0
0	0
0	0
0	0
0	0

#### E. ASSESSED VALUE OF PARCELS

<u>Reporting Date</u>	<u>Appraisal/ Tax Roll</u>	<u>Assessed Value(\$)</u>
07-03-02	Tax Roll	219,932,380
07-01-03	Tax Roll	301,249,124
07-01-04	Tax Roll	319,643,922
07-01-05	Tax Roll	340,978,826
07-01-06	Tax Roll	362,614,622
07-01-07	Tax Roll	378,218,960

#### F. MISCELLANEOUS



## 2007 MELLO-ROOS YEARLY FISCAL STATUS REPORT

<u>Date</u>	<u>Amount(\$)</u>	<u>Issuing Entity, County, Type of Debt, Purpose</u>	<u>Rating(s) Enhancmt</u>	<u>Type of Sale</u>	<u>Role, Participant</u>	<u>Maturity Date/ Type</u>	<u>Interest Rate/ Type</u>
03-22-00	\$9,095,000	Orange Unified School District CFD No 89-2 Orange CDIAC Number: 1999-1557 Limited tax obligation bond K-12 school facility Refunding	NR	Neg	(BC) Stradling Yocca (FA) PMG Financial (TR) US Bank Corp Trust (UW) Orange USD PFA	09-01-14 Serial	5.364 TIC

### YEARLY FISCAL STATUS REPORT INFORMATION

#### A. FUND BALANCES

<u>Year</u>	<u>Principal Amt Outstanding(\$)</u>	<u>Minimum Bond Reserve(\$)</u>	<u>Bond Reserve Fund(\$)</u>	<u>Capitalized Interest(\$)</u>	<u>Construction Fund(\$)</u>
01/02	8,065,000	0	0	0	0
02/03	7,595,000	0	0	0	0
03/04	7,095,000	0	0	0	0
04/05	6,560,000	0	0	0	0
05/06	6,560,000	0	0	0	0
06/07	5,990,000	0	0	0	0

#### B. TAX COLLECTION

<u>Taxes Due(\$)</u>	<u>Taxes Unpaid(\$)</u>	<u>Percent</u>	<u>Teeter Plan</u>
944,208	39,022	4	Yes
944,193	42,142	4	Yes
944,193	37,396	4	Yes
944,193	7,973	1	Yes
944,193	28,639	3	Yes
944,193	22,289	2	Yes

#### C. DELINQUENT PARCELS

<u>Year</u>	<u>Reporting Date</u>	<u># of Parcels</u>	<u>Total Amount Due(\$)</u>
01/02	05-17-02	140	68,656
02/03	05-02-03	147	65,396
03/04	04-30-04	126	46,325
04/05	09-23-05	24	13,285
05/06	05-12-06	92	36,585
06/07	09-08-07	62	28,302

#### D. FORECLOSURE

<u># of Parcels</u>	<u>Total Amount of Taxes Due (\$)</u>
0	0
0	0
0	0
0	0
0	0
0	0

#### E. ASSESSED VALUE OF PARCELS

<u>Reporting Date</u>	<u>Appraisal/ Tax Roll</u>	<u>Assessed Value(\$)</u>
07-03-02	Tax Roll	756,594,820
07-01-03	Tax Roll	724,987,800
07-01-04	Tax Roll	780,261,265
07-01-05	Tax Roll	845,300,795
07-01-06	Tax Roll	918,051,069
07-01-07	Tax Roll	973,117,799

#### F. MISCELLANEOUS



## 2007 MELLO-ROOS YEARLY FISCAL STATUS REPORT

<u>Date</u>	<u>Amount(\$)</u>	<u>Issuing Entity, County, Type of Debt, Purpose</u>	<u>Rating(s) Enhancmt</u>	<u>Type of Sale</u>	<u>Role, Participant</u>	<u>Maturity Date/ Type</u>	<u>Interest Rate/ Type</u>
08-27-96	\$27,765,000	Placentia CFD No 89-1 Orange CDIAC Number: 1996-1348 Limited tax obligation bond Multiple capital improvements, public works East Placentia Federally Taxable Refunding	NR	Neg	(BC) McFarlin & Anderson (FA) Public Financial (TR) First Trust of CA (UW) Placentia PFA	09-01-15 Comb	6.265 NIC

### YEARLY FISCAL STATUS REPORT INFORMATION

#### A. FUND BALANCES

<u>Year</u>	<u>Principal Amt Outstanding(\$)</u>	<u>Minimum Bond Reserve(\$)</u>	<u>Bond Reserve Fund(\$)</u>	<u>Capitalized Interest(\$)</u>	<u>Construction Fund(\$)</u>
01/02	24,855,000	2,776,500	2,776,500	0	0
02/03	24,065,000	2,768,000	2,768,000	0	0
03/04	23,140,000	2,768,000	2,768,000	0	0
04/05	22,125,000	2,768,000	2,768,000	0	0
06/07	19,790,000	0	0	0	0

#### B. TAX COLLECTION

<u>Taxes Due(\$)</u>	<u>Taxes Unpaid(\$)</u>	<u>Percent</u>	<u>Teeter Plan</u>
2,177,137	31,152	1	No
2,223,175	31,462	1	No
2,281,545	14,270	1	No
2,342,733	14,462	1	No
2,290,657	34,870	2	No

#### C. DELINQUENT PARCELS

<u>Year</u>	<u>Reporting Date</u>	<u># of Parcels</u>	<u>Total Amount Due(\$)</u>
01/02	05-17-02	47	97,089
02/03	05-02-03	51	90,592
03/04	04-30-04	42	62,657
04/05	04-22-05	45	56,631
06/07	09-08-07	18	42,837

#### D. FORECLOSURE

<u># of Parcels</u>	<u>Total Amount of Taxes Due (\$)</u>
0	0
0	0
0	0
0	0
0	0

#### E. ASSESSED VALUE OF PARCELS

<u>Reporting Date</u>	<u>Appraisal/ Tax Roll</u>	<u>Assessed Value(\$)</u>
01-01-02	Tax Roll	264,417,950
01-01-03	Tax Roll	278,798,714
01-01-04	Tax Roll	302,911,244
01-01-05	Tax Roll	337,622,032
07-01-07	Tax Roll	418,825,872

#### F. MISCELLANEOUS





## 2007 MELLO-ROOS YEARLY FISCAL STATUS REPORT

<u>Date</u>	<u>Amount(\$)</u>	<u>Issuing Entity, County, Type of Debt, Purpose</u>	<u>Rating(s) Enhancmt</u>	<u>Type of Sale</u>	<u>Role, Participant</u>	<u>Maturity Date/ Type</u>	<u>Interest Rate/ Type</u>
12-17-02	\$5,505,000	Placentia-Yorba Linda Unified School District CFD No 1 Orange CDIAC Number: 2002-0272 Limited tax obligation bond K-12 school facility	NR	Neg	(BC) McFarlin & Anderson (TR) State Street Bank Corp (UW) Stone & Youngberg	09-01-32 Comb	5.952 NIC

### YEARLY FISCAL STATUS REPORT INFORMATION

#### A. FUND BALANCES

<u>Year</u>	<u>Principal Amt Outstanding(\$)</u>	<u>Minimum Bond Reserve(\$)</u>	<u>Bond Reserve Fund(\$)</u>	<u>Capitalized Interest(\$)</u>	<u>Construction Fund(\$)</u>
02/03	5,505,000	405,415	407,039	465,488	4,255,028
03/04	5,505,000	405,415	403,768	154,502	2,307,345
04/05	5,505,000	405,415	413,038	0	1,468,611
05/06	5,410,000	405,415	412,838	0	658,336
06/07	5,315,000	405,415	415,358	0	368,869

#### B. TAX COLLECTION

<u>Taxes Due(\$)</u>	<u>Taxes Unpaid(\$)</u>	<u>Percent</u>	<u>Teeter Plan</u>
0	0	0	No
90,752	5,227	6	No
357,877	3,623	1	No
526,196	15,888	3	No
561,843	35,873	6	Yes

#### C. DELINQUENT PARCELS

<u>Year</u>	<u>Reporting Date</u>	<u># of Parcels</u>	<u>Total Amount Due(\$)</u>
02/03		0	0
03/04	06-30-04	2	5,227
04/05	06-30-05	3	3,623
05/06	06-30-06	14	16,541
06/07	06-30-07	24	42,436

#### D. FORECLOSURE

<u># of Parcels</u>	<u>Total Amount of Taxes Due (\$)</u>
0	0
0	0
0	0
0	0
0	0

#### E. ASSESSED VALUE OF PARCELS

<u>Reporting Date</u>	<u>Appraisal/ Tax Roll</u>	<u>Assessed Value(\$)</u>
06-30-03	Tax Roll	29,716,340
06-30-04	Tax Roll	81,355,335
07-01-05	Tax Roll	240,191,468
07-01-06	Tax Roll	443,389,874
07-01-07	Tax Roll	480,159,942

#### F. MISCELLANEOUS



## 2007 MELLO-ROOS YEARLY FISCAL STATUS REPORT

<u>Date</u>	<u>Amount(\$)</u>	<u>Issuing Entity, County, Type of Debt, Purpose</u>	<u>Rating(s) Enhancmt</u>	<u>Type of Sale</u>	<u>Role, Participant</u>	<u>Maturity Date/ Type</u>	<u>Interest Rate/ Type</u>
01-08-97	\$2,365,000	Saddleback Valley Unified School District CFD No 88-1 Orange CDIAC Number: 1996-1506 Limited tax obligation bond K-12 school facility	NR	Neg	(BC) Rutan & Tucker (FA) Fieldman Rolapp (TR) Dai-Ichi Kangyo (UW) Saddleback Vy USDPFA	09-01-20 Comb	6.601 TIC

### YEARLY FISCAL STATUS REPORT INFORMATION

#### A. FUND BALANCES

<u>Year</u>	<u>Principal Amt Outstanding(\$)</u>	<u>Minimum Bond Reserve(\$)</u>	<u>Bond Reserve Fund(\$)</u>	<u>Capitalized Interest(\$)</u>	<u>Construction Fund(\$)</u>
01/02	2,280,000	69,170	69,170	0	0
03/04	2,205,000	69,170	69,170	0	0
04/05	2,105,000	69,170	69,170	0	0
05/06	2,105,000	69,170	69,170	0	0
06/07	2,045,000	69,170	69,170	0	0

#### B. TAX COLLECTION

<u>Year</u>	<u>Taxes Due(\$)</u>	<u>Taxes Unpaid(\$)</u>	<u>Percent</u>	<u>Teeter Plan</u>
01/02	187,539	1,171	1	Yes
03/04	191,636	772	0	Yes
04/05	190,355	0	0	Yes
05/06	202,126	2,940	1	Yes
06/07	207,390	1,605	1	Yes

#### C. DELINQUENT PARCELS

<u>Year</u>	<u>Reporting Date</u>	<u># of Parcels</u>	<u>Total Amount Due(\$)</u>
01/02	06-30-02	17	1,171
03/04	06-30-04	14	772
04/05	09-23-05	0	0
05/06	05-12-06	49	3,469
06/07	09-08-07	24	1,981

#### D. FORECLOSURE

<u># of Parcels</u>	<u>Total Amount of Taxes Due (\$)</u>
0	0
0	0
0	0
0	0
0	0

#### E. ASSESSED VALUE OF PARCELS

<u>Reporting Date</u>	<u>Appraisal/ Tax Roll</u>	<u>Assessed Value(\$)</u>
01-01-02	Tax Roll	406,715,422
01-01-04	Tax Roll	493,575,319
07-01-05	Tax Roll	536,502,449
07-01-06	Tax Roll	591,846,936
07-01-07	Tax Roll	639,388,190

#### F. MISCELLANEOUS



## 2007 MELLO-ROOS YEARLY FISCAL STATUS REPORT

<u>Date</u>	<u>Amount(\$)</u>	<u>Issuing Entity, County, Type of Debt, Purpose</u>	<u>Rating(s) Enhancmt</u>	<u>Type of Sale</u>	<u>Role, Participant</u>	<u>Maturity Date/ Type</u>	<u>Interest Rate/ Type</u>
12-02-98	\$8,635,000	Saddleback Valley Unified School District CFD No 88-1 Orange CDIAC Number: 1998-1630 Limited tax obligation bond K-12 school facility Town Center	S:AAA M:Aaa  Ins	Neg	(BC) Rutan & Tucker (FA) Fieldman Rolapp (EN) FSA (TR) Dai-Ichi Kangyo (UW) Saddleback Vy USDPFA	09-01-20 Comb	5.91 TIC

### YEARLY FISCAL STATUS REPORT INFORMATION

#### A. FUND BALANCES

<u>Year</u>	<u>Principal Amt Outstanding(\$)</u>	<u>Minimum Bond Reserve(\$)</u>	<u>Bond Reserve Fund(\$)</u>	<u>Capitalized Interest(\$)</u>	<u>Construction Fund(\$)</u>
01/02	8,390,000	216,134	216,134	0	1,244,107
03/04	8,075,000	216,134	216,134	0	559,765
04/05	7,660,000	216,134	216,134	0	171,730
05/06	7,660,000	216,134	216,134	0	90,550
06/07	7,415,000	216,134	216,134	0	26,879

#### B. TAX COLLECTION

<u>Year</u>	<u>Taxes Due(\$)</u>	<u>Taxes Unpaid(\$)</u>	<u>Percent</u>	<u>Teeter Plan</u>
01/02	634,391	3,959	1	Yes
03/04	668,186	2,693	0	Yes
04/05	695,019	0	0	Yes
05/06	696,412	10,130	1	Yes
06/07	704,584	5,451	1	Yes

#### C. DELINQUENT PARCELS

<u>Year</u>	<u>Reporting Date</u>	<u># of Parcels</u>	<u>Total Amount Due(\$)</u>
01/02	06-30-02	17	3,959
03/04	06-30-04	14	2,693
04/05	09-23-05	0	0
05/06	05-12-06	49	11,951
06/07	09-08-07	24	6,730

#### D. FORECLOSURE

<u># of Parcels</u>	<u>Total Amount of Taxes Due (\$)</u>
0	0
0	0
0	0
0	0
0	0

#### E. ASSESSED VALUE OF PARCELS

<u>Reporting Date</u>	<u>Appraisal/ Tax Roll</u>	<u>Assessed Value(\$)</u>
01-01-02	Tax Roll	406,715,422
01-01-04	Tax Roll	493,575,319
07-01-05	Tax Roll	536,502,449
07-01-06	Tax Roll	591,846,936
07-01-07	Tax Roll	639,388,190

#### F. MISCELLANEOUS



## 2007 MELLO-ROOS YEARLY FISCAL STATUS REPORT

<u>Date</u>	<u>Amount(\$)</u>	<u>Issuing Entity, County, Type of Debt, Purpose</u>	<u>Rating(s) Enhancmt</u>	<u>Type of Sale</u>	<u>Role, Participant</u>	<u>Maturity Date/ Type</u>	<u>Interest Rate/ Type</u>
12-18-95	\$3,525,000	Saddleback Valley Unified School District CFD No 88-2 Orange CDIAC Number: 1996-0040 Limited tax obligation bond K-12 school facility Rancho Cielo Refunding	NR	Neg	(BC) Rutan & Tucker (FA) Fieldman Rolapp (TR) Dai-Ichi Kangyo (UW) Saddleback Vy USDPFA	09-01-17 Comb	6.184 NIC

### YEARLY FISCAL STATUS REPORT INFORMATION

#### A. FUND BALANCES

<u>Year</u>	<u>Principal Amt Outstanding(\$)</u>	<u>Minimum Bond Reserve(\$)</u>	<u>Bond Reserve Fund(\$)</u>	<u>Capitalized Interest(\$)</u>	<u>Construction Fund(\$)</u>	<u>Taxes Due(\$)</u>	<u>Taxes Unpaid(\$)</u>	<u>Percent</u>	<u>Teeter Plan</u>
01/02	3,160,000	67,573	67,573	0	343,022	296,771	7,163	2	Yes
03/04	2,850,000	67,573	67,573	0	314,293	308,736	4,419	1	Yes
04/05	2,595,000	67,573	67,573	0	315,664	316,617	0	0	Yes
05/06	2,595,000	67,573	67,573	0	315,664	316,617	7,739	2	Yes
06/07	2,445,000	67,573	67,573	0	315,664	321,609	3,500	1	Yes

#### B. TAX COLLECTION

#### C. DELINQUENT PARCELS

<u>Year</u>	<u>Reporting Date</u>	<u># of Parcels</u>	<u>Total Amount Due(\$)</u>	<u># of Parcels</u>	<u>Total Amount of Taxes Due (\$)</u>	<u>Reporting Date</u>	<u>Appraisal/ Tax Roll</u>	<u>Assessed Value(\$)</u>
01/02	06-30-02	10	7,163	0	0	01-01-02	Tax Roll	95,375,585
03/04	06-30-04	6	4,419	0	0	01-01-04	Tax Roll	109,622,422
04/05	09-23-05	0	0	0	0	07-01-05	Tax Roll	116,898,871
05/06	05-12-06	8	7,739	0	0	07-01-06	Tax Roll	127,137,918
06/07	09-08-07	5	3,500	0	0	07-01-07	Tax Roll	132,373,215

#### D. FORECLOSURE

#### E. ASSESSED VALUE OF PARCELS

#### F. MISCELLANEOUS



## 2007 MELLO-ROOS YEARLY FISCAL STATUS REPORT

<u>Date</u>	<u>Amount(\$)</u>	<u>Issuing Entity, County, Type of Debt, Purpose</u>	<u>Rating(s) Enhancmt</u>	<u>Type of Sale</u>	<u>Role, Participant</u>	<u>Maturity Date/ Type</u>	<u>Interest Rate/ Type</u>
12-18-95	\$8,250,000	Saddleback Valley Unified School District CFD No 89-1 Orange CDIAC Number: 1996-0041 Limited tax obligation bond K-12 school facility Robinson Ranch Refunding	NR	Neg	(BC) Rutan & Tucker (FA) Fieldman Rolapp (TR) Dai-Ichi Kangyo (UW) Saddleback Vy USDPFA	09-01-17 Comb	5.836 NIC

### YEARLY FISCAL STATUS REPORT INFORMATION

#### A. FUND BALANCES

<u>Year</u>	<u>Principal Amt Outstanding(\$)</u>	<u>Minimum Bond Reserve(\$)</u>	<u>Bond Reserve Fund(\$)</u>	<u>Capitalized Interest(\$)</u>	<u>Construction Fund(\$)</u>	<u>Taxes Due(\$)</u>	<u>Taxes Unpaid(\$)</u>	<u>Percent</u>	<u>Teeter Plan</u>
01/02	7,245,000	158,157	158,157	0	239,031	656,598	10,833	2	Yes
03/04	6,790,000	158,157	158,157	0	240,210	683,500	5,584	1	Yes
04/05	6,225,000	158,157	158,157	0	31,631	693,768	0	0	Yes
05/06	704,458	158,157	10,050	0	31,631	704,458	10,050	1	Yes
06/07	5,900,000	158,157	158,157	0	31,631	715,324	5,017	1	Yes

#### B. TAX COLLECTION

#### C. DELINQUENT PARCELS

<u>Year</u>	<u>Reporting Date</u>	<u># of Parcels</u>	<u>Total Amount Due(\$)</u>	<u># of Parcels</u>	<u>Total Amount of Taxes Due (\$)</u>	<u>Reporting Date</u>	<u>Appraisal/ Tax Roll</u>	<u>Assessed Value(\$)</u>
01/02	06-30-02	11	10,833	0	0	01-01-02	Tax Roll	197,583,609
03/04	06-30-04	6	5,584	0	0	01-01-04	Tax Roll	219,908,475
04/05	09-23-05	0	0	0	0	07-01-05	Tax Roll	232,643,054
05/06	05-12-06	13	15,029	0	0	07-01-06	Tax Roll	250,841,451
06/07	09-08-07	5	10,651	0	0	07-01-07	Tax Roll	263,486,913

#### D. FORECLOSURE

#### E. ASSESSED VALUE OF PARCELS

#### F. MISCELLANEOUS



## 2007 MELLO-ROOS YEARLY FISCAL STATUS REPORT

<u>Date</u>	<u>Amount(\$)</u>	<u>Issuing Entity, County, Type of Debt, Purpose</u>	<u>Rating(s) Enhancmt</u>	<u>Type of Sale</u>	<u>Role, Participant</u>	<u>Maturity Date/ Type</u>	<u>Interest Rate/ Type</u>
01-08-97	\$15,686,602	Saddleback Valley Unified School District CFD No 89-2 Orange CDIAC Number: 1996-1503 Limited tax obligation bond K-12 school facility Refunding	NR	Neg	(BC) Rutan & Tucker (FA) Fieldman Rolapp (TR) Dai-Ichi Kangyo (UW) Saddleback Vy USDPFA	09-01-20 Comb	6.392 TIC

### YEARLY FISCAL STATUS REPORT INFORMATION

#### A. FUND BALANCES

<u>Year</u>	<u>Principal Amt Outstanding(\$)</u>	<u>Minimum Bond Reserve(\$)</u>	<u>Bond Reserve Fund(\$)</u>	<u>Capitalized Interest(\$)</u>	<u>Construction Fund(\$)</u>	<u>Taxes Due(\$)</u>	<u>Taxes Unpaid(\$)</u>	<u>Percent</u>	<u>Teeter Plan</u>
01/02	14,161,602	458,372	458,372	0	89,913	1,146,234	12,829	1	Yes
03/04	13,351,602	458,372	458,372	0	0	1,181,196	12,428	1	Yes
04/05	12,346,602	458,372	458,372	0	0	1,194,198	0	0	Yes
05/06	12,346,602	458,372	458,372	0	0	1,222,108	28,002	2	Yes
06/07	11,756,602	458,372	458,372	0	0	1,240,144	19,864	2	Yes

#### B. TAX COLLECTION

#### C. DELINQUENT PARCELS

<u>Year</u>	<u>Reporting Date</u>	<u># of Parcels</u>	<u>Total Amount Due(\$)</u>	<u># of Parcels</u>	<u>Total Amount of Taxes Due (\$)</u>	<u>Reporting Date</u>	<u>Appraisal/ Tax Roll</u>	<u>Assessed Value(\$)</u>
01/02	06-30-02	24	12,829	0	0	01-01-02	Tax Roll	449,959,620
03/04	06-30-04	23	12,428	0	0	01-01-04	Tax Roll	521,438,860
04/05	09-23-05	0	0	0	0	07-01-05	Tax Roll	573,894,994
05/06	05-12-06	59	30,023	0	0	07-01-06	Tax Roll	627,813,752
06/07	09-08-07	35	28,195	0	0	07-01-07	Tax Roll	663,295,988

#### D. FORECLOSURE

#### E. ASSESSED VALUE OF PARCELS

#### F. MISCELLANEOUS



## 2007 MELLO-ROOS YEARLY FISCAL STATUS REPORT

<u>Date</u>	<u>Amount(\$)</u>	<u>Issuing Entity, County, Type of Debt, Purpose</u>	<u>Rating(s) Enhancmt</u>	<u>Type of Sale</u>	<u>Role, Participant</u>	<u>Maturity Date/ Type</u>	<u>Interest Rate/ Type</u>
12-02-98	\$3,208,398	Saddleback Valley Unified School District CFD No 89-2 Orange CDIAC Number: 1998-1631 Limited tax obligation bond K-12 school facility Rancho Trabuco So	S:AAA M:Aaa    Ins	Neg	(BC) Rutan & Tucker (FA) Fieldman Rolapp (EN) FSA (TR) Dai-Ichi Kangyo (UW) Saddleback Vy USDPFA	09-01-20 Comb	5.9 TIC

### YEARLY FISCAL STATUS REPORT INFORMATION

#### A. FUND BALANCES

<u>Year</u>	<u>Principal Amt Outstanding(\$)</u>	<u>Minimum Bond Reserve(\$)</u>	<u>Bond Reserve Fund(\$)</u>	<u>Capitalized Interest(\$)</u>	<u>Construction Fund(\$)</u>
01/02	3,010,000	80,306	80,306	0	3,003,890
03/04	2,895,000	80,306	80,306	0	1,701,185
04/05	2,745,000	80,306	80,306	0	1,008,260
05/06	2,745,000	80,306	80,306	0	65,903
06/07	2,655,000	80,306	80,306	0	65,903

#### B. TAX COLLECTION

<u>Year</u>	<u>Taxes Due(\$)</u>	<u>Taxes Unpaid(\$)</u>	<u>Percent</u>	<u>Teeter Plan</u>
01/02	221,874	2,483	1	Yes
03/04	228,567	2,405	1	Yes
04/05	244,248	0	0	Yes
05/06	237,857	5,450	2	Yes
06/07	241,766	3,873	2	Yes

#### C. DELINQUENT PARCELS

<u>Year</u>	<u>Reporting Date</u>	<u># of Parcels</u>	<u>Total Amount Due(\$)</u>
01/02	06-30-02	24	2,483
03/04	06-30-04	23	2,405
04/05	09-23-05	0	0
05/06	05-12-06	59	5,843
06/07	09-08-07	35	5,497

#### D. FORECLOSURE

<u># of Parcels</u>	<u>Total Amount of Taxes Due (\$)</u>
0	0
0	0
0	0
0	0
0	0

#### E. ASSESSED VALUE OF PARCELS

<u>Reporting Date</u>	<u>Appraisal/ Tax Roll</u>	<u>Assessed Value(\$)</u>
01-01-02	Tax Roll	449,959,620
01-01-04	Tax Roll	521,438,860
07-01-05	Tax Roll	573,894,994
07-01-06	Tax Roll	627,813,752
07-01-07	Tax Roll	663,295,988

#### F. MISCELLANEOUS



## 2007 MELLO-ROOS YEARLY FISCAL STATUS REPORT

<u>Date</u>	<u>Amount(\$)</u>	<u>Issuing Entity, County, Type of Debt, Purpose</u>	<u>Rating(s) Enhancmt</u>	<u>Type of Sale</u>	<u>Role, Participant</u>	<u>Maturity Date/ Type</u>	<u>Interest Rate/ Type</u>
01-08-97	\$12,213,718	Saddleback Valley Unified School District CFD No 89-3 Orange CDIAC Number: 1996-1504 Limited tax obligation bond K-12 school facility Refunding	NR	Neg	(BC) Rutan & Tucker (FA) Fieldman Rolapp (TR) Dai-Ichi Kangyo (UW) Saddleback Vy USDPFA	09-01-20 Comb	6.388 TIC

### YEARLY FISCAL STATUS REPORT INFORMATION

#### A. FUND BALANCES

<u>Year</u>	<u>Principal Amt Outstanding(\$)</u>	<u>Minimum Bond Reserve(\$)</u>	<u>Bond Reserve Fund(\$)</u>	<u>Capitalized Interest(\$)</u>	<u>Construction Fund(\$)</u>
01/02	11,018,718	357,006	357,006	0	0
03/04	10,393,718	357,006	357,006	0	0
04/05	9,603,718	357,006	357,006	0	0
05/06	9,603,718	357,006	357,006	0	0
06/07	9,143,718	357,006	357,006	0	0

#### B. TAX COLLECTION

<u>Year</u>	<u>Taxes Due(\$)</u>	<u>Taxes Unpaid(\$)</u>	<u>Percent</u>	<u>Teeter Plan</u>
01/02	905,226	10,877	1	Yes
03/04	932,144	7,187	1	Yes
04/05	943,380	0	0	Yes
05/06	959,989	28,511	3	Yes
06/07	972,007	16,302	2	Yes

#### C. DELINQUENT PARCELS

<u>Year</u>	<u>Reporting Date</u>	<u># of Parcels</u>	<u>Total Amount Due(\$)</u>
01/02	06-30-02	20	10,877
03/04	06-30-04	17	7,187
04/05	09-23-05	0	0
05/06	05-12-06	55	29,763
06/07	09-08-07	25	19,983

#### D. FORECLOSURE

<u># of Parcels</u>	<u>Total Amount of Taxes Due (\$)</u>
0	0
0	0
0	0
0	0
0	0

#### E. ASSESSED VALUE OF PARCELS

<u>Reporting Date</u>	<u>Appraisal/ Tax Roll</u>	<u>Assessed Value(\$)</u>
01-01-02	Tax Roll	332,939,705
01-01-04	Tax Roll	380,968,807
07-01-05	Tax Roll	412,299,032
07-01-06	Tax Roll	449,172,964
07-01-07	Tax Roll	474,143,691

#### F. MISCELLANEOUS





## 2007 MELLO-ROOS YEARLY FISCAL STATUS REPORT

<u>Date</u>	<u>Amount(\$)</u>	<u>Issuing Entity, County, Type of Debt, Purpose</u>	<u>Rating(s) Enhancmt</u>	<u>Type of Sale</u>	<u>Role, Participant</u>	<u>Maturity Date/ Type</u>	<u>Interest Rate/ Type</u>
12-02-98	\$891,282	Saddleback Valley Unified School District CFD No 89-3 Orange CDIAC Number: 1998-1632 Limited tax obligation bond K-12 school facility Rancho Trabuco No	S:AAA M:Aaa  Ins	Neg	(BC) Rutan & Tucker (FA) Fieldman Rolapp (EN) FSA (TR) Dai-Ichi Kangyo (UW) Saddleback Vy USDPFA	09-01-20 Comb	5.915 TIC

### YEARLY FISCAL STATUS REPORT INFORMATION

#### A. FUND BALANCES

<u>Year</u>	<u>Principal Amt Outstanding(\$)</u>	<u>Minimum Bond Reserve(\$)</u>	<u>Bond Reserve Fund(\$)</u>	<u>Capitalized Interest(\$)</u>	<u>Construction Fund(\$)</u>	<u>Taxes Due(\$)</u>	<u>Taxes Unpaid(\$)</u>	<u>Percent</u>	<u>Teeter Plan</u>
01/02	835,000	22,309	22,309	0	792,430	62,299	749	1	Yes
03/04	805,000	22,309	22,309	0	774,541	59,754	461	1	Yes
04/05	770,000	22,309	22,309	0	124,397	68,830	0	0	Yes
05/06	770,000	22,309	22,309	0	110,606	67,102	1,993	3	Yes
06/07	745,000	22,309	22,309	0	110,606	70,308	1,179	2	Yes

#### B. TAX COLLECTION

#### C. DELINQUENT PARCELS

<u>Year</u>	<u>Reporting Date</u>	<u># of Parcels</u>	<u>Total Amount Due(\$)</u>	<u># of Parcels</u>	<u>Total Amount of Taxes Due (\$)</u>	<u>Reporting Date</u>	<u>Appraisal/ Tax Roll</u>	<u>Assessed Value(\$)</u>
01/02	06-30-02	20	749	0	0	01-01-02	Tax Roll	332,939,705
03/04	06-30-04	17	461	0	0	01-01-04	Tax Roll	380,968,807
04/05	09-23-05	0	0	0	0	07-01-05	Tax Roll	412,299,032
05/06	05-12-06	55	2,080	0	0	07-01-06	Tax Roll	449,172,964
06/07	09-08-07	25	1,445	0	0	07-01-07	Tax Roll	474,143,691

#### D. FORECLOSURE

#### E. ASSESSED VALUE OF PARCELS

#### F. MISCELLANEOUS



## 2007 MELLO-ROOS YEARLY FISCAL STATUS REPORT

<u>Date</u>	<u>Amount(\$)</u>	<u>Issuing Entity, County, Type of Debt, Purpose</u>	<u>Rating(s) Enhancmt</u>	<u>Type of Sale</u>	<u>Role, Participant</u>	<u>Maturity Date/ Type</u>	<u>Interest Rate/ Type</u>
12-18-95	\$4,465,000	Saddleback Valley Unified School District CFD No 89-4 Orange CDIAC Number: 1996-0042 Limited tax obligation bond K-12 school facility Dove Canyon Refunding	NR	Neg	(BC) Rutan & Tucker (FA) Fieldman Rolapp (TR) Dai-Ichi Kangyo (UW) Saddleback Vy USDPFA	09-01-15 Comb	6.119 NIC

### YEARLY FISCAL STATUS REPORT INFORMATION

#### A. FUND BALANCES

<u>Year</u>	<u>Principal Amt Outstanding(\$)</u>	<u>Minimum Bond Reserve(\$)</u>	<u>Bond Reserve Fund(\$)</u>	<u>Capitalized Interest(\$)</u>	<u>Construction Fund(\$)</u>	<u>Taxes Due(\$)</u>	<u>Taxes Unpaid(\$)</u>	<u>Percent</u>	<u>Teeter Plan</u>
01/02	3,765,000	85,721	85,721	0	91,838	385,303	10,098	3	Yes
03/04	3,445,000	85,721	85,721	0	0	398,251	4,191	1	Yes
04/05	3,055,000	85,721	85,721	0	0	397,031	0	0	Yes
05/06	3,055,000	85,721	85,721	0	0	416,521	19,981	5	Yes
06/07	2,830,000	85,721	85,721	0	0	425,567	12,598	3	Yes

#### B. TAX COLLECTION

#### C. DELINQUENT PARCELS

<u>Year</u>	<u>Reporting Date</u>	<u># of Parcels</u>	<u>Total Amount Due(\$)</u>	<u># of Parcels</u>	<u>Total Amount of Taxes Due (\$)</u>	<u>Reporting Date</u>	<u>Appraisal/ Tax Roll</u>	<u>Assessed Value(\$)</u>
01/02	06-30-02	14	10,098	0	0	01-01-02	Tax Roll	168,466,990
03/04	06-30-04	5	4,191	0	0	01-01-04	Tax Roll	191,991,950
04/05	09-23-05	0	0	0	0	07-01-05	Tax Roll	207,091,550
05/06	05-12-06	28	23,544	0	0	07-01-06	Tax Roll	226,409,427
06/07	09-08-07	15	18,162	0	0	07-01-07	Tax Roll	238,664,693

#### D. FORECLOSURE

#### E. ASSESSED VALUE OF PARCELS

#### F. MISCELLANEOUS



## 2007 MELLO-ROOS YEARLY FISCAL STATUS REPORT

<u>Date</u>	<u>Amount(\$)</u>	<u>Issuing Entity, County, Type of Debt, Purpose</u>	<u>Rating(s) Enhancmt</u>	<u>Type of Sale</u>	<u>Role, Participant</u>	<u>Maturity Date/ Type</u>	<u>Interest Rate/ Type</u>
12-02-98	\$970,000	Saddleback Valley Unified School District CFD No 89-4 Orange CDIAC Number: 1998-1633 Limited tax obligation bond K-12 school facility Dove Canyon	S:AAA M:Aaa  Ins	Neg	(BC) Rutan & Tucker (FA) Fieldman Rolapp (EN) FSA (TR) Dai-Ichi Kangyo (UW) Saddleback Vy USDPFA	09-01-20 Comb	5.88 TIC

### YEARLY FISCAL STATUS REPORT INFORMATION

#### A. FUND BALANCES

<u>Year</u>	<u>Principal Amt Outstanding(\$)</u>	<u>Minimum Bond Reserve(\$)</u>	<u>Bond Reserve Fund(\$)</u>	<u>Capitalized Interest(\$)</u>	<u>Construction Fund(\$)</u>
01/02	920,000	24,279	24,279	0	934,795
03/04	890,000	24,279	24,279	0	376,285
04/05	845,000	24,279	24,279	0	23,707
05/06	845,000	24,280	24,279	0	23,707
06/07	820,000	24,279	24,279	0	23,707

#### B. TAX COLLECTION

<u>Year</u>	<u>Taxes Due(\$)</u>	<u>Taxes Unpaid(\$)</u>	<u>Percent</u>	<u>Teeter Plan</u>
01/02	68,344	1,791	3	Yes
03/04	71,189	749	1	Yes
04/05	86,269	0	0	Yes
05/06	73,986	3,549	5	Yes
06/07	72,146	2,136	3	Yes

#### C. DELINQUENT PARCELS

<u>Year</u>	<u>Reporting Date</u>	<u># of Parcels</u>	<u>Total Amount Due(\$)</u>
01/02	06-30-02	14	1,791
03/04	06-30-04	5	749
04/05	09-23-05	0	0
05/06	05-12-06	28	4,182
06/07	09-08-07	15	3,079

#### D. FORECLOSURE

<u># of Parcels</u>	<u>Total Amount of Taxes Due (\$)</u>
0	0
0	0
0	0
0	0
0	0

#### E. ASSESSED VALUE OF PARCELS

<u>Reporting Date</u>	<u>Appraisal/ Tax Roll</u>	<u>Assessed Value(\$)</u>
01-01-02	Tax Roll	168,466,990
01-01-04	Tax Roll	191,991,950
07-01-05	Tax Roll	207,091,550
07-01-06	Tax Roll	226,409,427
07-01-07	Tax Roll	238,664,693

#### F. MISCELLANEOUS



## 2007 MELLO-ROOS YEARLY FISCAL STATUS REPORT

<u>Date</u>	<u>Amount(\$)</u>	<u>Issuing Entity, County, Type of Debt, Purpose</u>	<u>Rating(s) Enhancmt</u>	<u>Type of Sale</u>	<u>Role, Participant</u>	<u>Maturity Date/ Type</u>	<u>Interest Rate/ Type</u>
11-17-99	\$5,755,000	San Clemente CFD No 99-1 Orange CDIAC Number: 1999-1675 Limited tax obligation bond Multiple capital improvements, public works Plaza Pacifica	NR	Neg	(BC) Rutan & Tucker (FA) Fieldman Rolapp (TR) BNY Western Trust (UW) Stone & Youngberg	09-01-30 Comb	6.679 NIC

### YEARLY FISCAL STATUS REPORT INFORMATION

#### A. FUND BALANCES

<u>Year</u>	<u>Principal Amt Outstanding(\$)</u>	<u>Minimum Bond Reserve(\$)</u>	<u>Bond Reserve Fund(\$)</u>	<u>Capitalized Interest(\$)</u>	<u>Construction Fund(\$)</u>
01/02	5,750,000	505,870	522,473	0	145,777
02/03	5,700,000	505,870	505,870	0	0
03/04	5,715,000	505,870	505,870	0	0
04/05	5,685,000	505,870	622,061	0	0
05/06	5,685,000	505,870	640,872	0	0
06/07	5,645,000	505,870	651,409	0	0

#### B. TAX COLLECTION

<u>Year</u>	<u>Taxes Due(\$)</u>	<u>Taxes Unpaid(\$)</u>	<u>Percent</u>	<u>Teeter Plan</u>
01/02	389,653	30,782	8	No
02/03	399,415	53,840	13	No
03/04	404,987	3,617	1	No
04/05	414,074	0	0	No
05/06	422,595	4,201	1	No
06/07	432,095	0	0	No

#### C. DELINQUENT PARCELS

<u>Year</u>	<u>Reporting Date</u>	<u># of Parcels</u>	<u>Total Amount Due(\$)</u>
01/02	05-17-02	1	30,782
02/03	05-02-03	1	53,840
03/04	04-30-04	1	3,617
04/05	09-23-05	0	0
05/06	05-12-06	1	4,201
06/07	09-08-07	0	0

#### D. FORECLOSURE

<u># of Parcels</u>	<u>Total Amount of Taxes Due (\$)</u>
0	0
0	0
0	0
0	0
0	0
0	0

#### E. ASSESSED VALUE OF PARCELS

<u>Reporting Date</u>	<u>Appraisal/ Tax Roll</u>	<u>Assessed Value(\$)</u>
07-03-02	Tax Roll	59,406,865
07-01-03	Tax Roll	92,611,744
07-01-04	Tax Roll	105,729,881
07-01-05	Tax Roll	120,603,434
07-01-06	Tax Roll	80,738,841
07-01-07	Tax Roll	88,273,556

#### F. MISCELLANEOUS



## 2007 MELLO-ROOS YEARLY FISCAL STATUS REPORT

<u>Date</u>	<u>Amount(\$)</u>	<u>Issuing Entity, County, Type of Debt, Purpose</u>	<u>Rating(s) Enhancmt</u>	<u>Type of Sale</u>	<u>Role, Participant</u>	<u>Maturity Date/ Type</u>	<u>Interest Rate/ Type</u>
09-02-05	\$11,785,000	Santa Ana Unified School District CFD No 2004-1 Orange CDIAC Number: 2005-0974 Limited tax obligation bond K-12 school facility Central Park (School Facs, Irvine Ranch WD & Orange Co Fire Auth)	NR	Neg	(BC) Stradling Yocca (TR) The Bank of NY Trust Co (UW) Stone & Youngberg	09-01-35 Comb	5.021 NIC

### YEARLY FISCAL STATUS REPORT INFORMATION

#### A. FUND BALANCES

<u>Year</u>	<u>Principal Amt Outstanding(\$)</u>	<u>Minimum Bond Reserve(\$)</u>	<u>Bond Reserve Fund(\$)</u>	<u>Capitalized Interest(\$)</u>	<u>Construction Fund(\$)</u>
05/06	11,785,000	1,032,283	1,043,375	902,781	3,422,122
06/07	11,785,000	1,042,370	1,044,819	349,567	2,757,156

#### B. TAX COLLECTION

<u>Year</u>	<u>Taxes Due(\$)</u>	<u>Taxes Unpaid(\$)</u>	<u>Percent</u>	<u>Teeter Plan</u>
05/06	0	0	0	No
06/07	0	0	0	No

#### C. DELINQUENT PARCELS

<u>Year</u>	<u>Reporting Date</u>	<u># of Parcels</u>	<u>Total Amount Due(\$)</u>
05/06	06-30-06	0	0
06/07	06-30-07	0	0

#### D. FORECLOSURE

<u># of Parcels</u>	<u>Total Amount of Taxes Due (\$)</u>
0	0
0	0

#### E. ASSESSED VALUE OF PARCELS

<u>Reporting Date</u>	<u>Appraisal/ Tax Roll</u>	<u>Assessed Value(\$)</u>
06-01-05	Appraisal	90,000,000
07-01-07	Tax Roll	336,524,095

#### F. MISCELLANEOUS



## 2007 MELLO-ROOS YEARLY FISCAL STATUS REPORT

<u>Date</u>	<u>Amount(\$)</u>	<u>Issuing Entity, County, Type of Debt, Purpose</u>	<u>Rating(s) Enhancmt</u>	<u>Type of Sale</u>	<u>Role, Participant</u>	<u>Maturity Date/ Type</u>	<u>Interest Rate/ Type</u>
08-11-99	\$67,070,000	Santa Margarita Water District CFD No 99-1 Orange CDIAC Number: 1999-1429 Limited tax obligation bond Water supply, storage, distribution Talega Refunding	NR	Neg	(BC) Stradling Yocca (FA) Evensen Dodge (TR) BNY Western Trust (UW) Stone & Youngberg	09-01-29 Comb	6.208 NIC

### YEARLY FISCAL STATUS REPORT INFORMATION

#### A. FUND BALANCES

<u>Year</u>	<u>Principal Amt Outstanding(\$)</u>	<u>Minimum Bond Reserve(\$)</u>	<u>Bond Reserve Fund(\$)</u>	<u>Capitalized Interest(\$)</u>	<u>Construction Fund(\$)</u>
01/02	67,055,000	6,672,454	6,672,454	0	8,692,600
02/03	67,035,000	6,672,454	6,672,454	0	439,707
03/04	66,950,000	6,672,454	6,672,454	0	172,070
04/05	66,790,000	6,672,454	6,672,454	0	0
05/06	66,790,000	6,672,454	6,672,454	0	0
06/07	39,305,000	3,905,377	3,905,377	0	0

#### B. TAX COLLECTION

<u>Year</u>	<u>Taxes Due(\$)</u>	<u>Taxes Unpaid(\$)</u>	<u>Percent</u>	<u>Teeter Plan</u>
01/02	3,008,604	10,625	0	No
02/03	3,758,023	36,122	1	No
03/04	5,721,188	48,028	1	No
04/05	5,525,958	154,885	3	No
05/06	6,080,547	90,086	1	No
06/07	6,216,984	211,408	3	No

#### C. DELINQUENT PARCELS

<u>Year</u>	<u>Reporting Date</u>	<u># of Parcels</u>	<u>Total Amount Due(\$)</u>
01/02	08-01-02	0	10,625
02/03	07-23-03	0	36,122
03/04	04-30-04	85	80,533
04/05	07-07-05	42	45,282
05/06	07-26-06	71	90,086
06/07	07-06-07	145	211,409

#### D. FORECLOSURE

<u># of Parcels</u>	<u>Total Amount of Taxes Due (\$)</u>
0	0
0	0
0	0
0	0
0	0
0	0

#### E. ASSESSED VALUE OF PARCELS

<u>Reporting Date</u>	<u>Appraisal/ Tax Roll</u>	<u>Assessed Value(\$)</u>
01-01-02	Tax Roll	327,022,060
01-01-03	Tax Roll	484,475,340
10-20-04	Tax Roll	1,287,228,531
	Tax Roll	1,749,987,425
01-01-06	Tax Roll	2,228,676,994
01-01-07	Tax Roll	1,289,207,476

#### F. MISCELLANEOUS

Assessed Value of All Parcels - Total land & Imp.



## 2007 MELLO-ROOS YEARLY FISCAL STATUS REPORT

<u>Date</u>	<u>Amount(\$)</u>	<u>Issuing Entity, County, Type of Debt, Purpose</u>	<u>Rating(s) Enhancmt</u>	<u>Type of Sale</u>	<u>Role, Participant</u>	<u>Maturity Date/ Type</u>	<u>Interest Rate/ Type</u>
06-06-07	\$63,480,000	Santa Margarita Water District CFD No 99-1 Orange CDIAC Number: 2007-0375 Limited tax obligation bond Water supply, storage, distribution Talega Refunding	S:AAA M:Aaa  Ins	Neg	(BC) Stradling Yocca (EN) MBIA Corp (TR) The Bank of NY Trust Co (UW) UBS Securities	09-01-30 Comb	4.762 TIC

### YEARLY FISCAL STATUS REPORT INFORMATION

#### A. FUND BALANCES

<u>Year</u>	<u>Principal Amt Outstanding(\$)</u>	<u>Minimum Bond Reserve(\$)</u>	<u>Bond Reserve Fund(\$)</u>	<u>Capitalized Interest(\$)</u>	<u>Construction Fund(\$)</u>
06/07	63,480,000	6,136,060	6,136,060	0	0

#### B. TAX COLLECTION

<u>Taxes Due(\$)</u>	<u>Taxes Unpaid(\$)</u>	<u>Percent</u>	<u>Teeter Plan</u>
0	0	0	No

#### C. DELINQUENT PARCELS

<u>Year</u>	<u>Reporting Date</u>	<u># of Parcels</u>	<u>Total Amount Due(\$)</u>
06/07	01-01-07	0	0

#### D. FORECLOSURE

<u># of Parcels</u>	<u>Total Amount of Taxes Due (\$)</u>
0	0

#### E. ASSESSED VALUE OF PARCELS

<u>Reporting Date</u>	<u>Appraisal/ Tax Roll</u>	<u>Assessed Value(\$)</u>
01-01-07	Tax Roll	1,289,207,476

#### F. MISCELLANEOUS



## 2007 MELLO-ROOS YEARLY FISCAL STATUS REPORT

<u>Date</u>	<u>Amount(\$)</u>	<u>Issuing Entity, County, Type of Debt, Purpose</u>	<u>Rating(s) Enhancmt</u>	<u>Type of Sale</u>	<u>Role, Participant</u>	<u>Maturity Date/ Type</u>	<u>Interest Rate/ Type</u>
07-22-05	\$3,985,000	Seal Beach CFD No 2002-01 Orange CDIAC Number: 2005-1482 Limited tax obligation bond Multiple capital improvements, public works Heron Pointe	NR	Neg	(BC) Richards Watson (FA) Fieldman Rolapp (TR) The Bank of NY Trust Co (UW) Stone & Youngberg	09-01-35 Comb	5.094 NIC

### YEARLY FISCAL STATUS REPORT INFORMATION

#### A. FUND BALANCES

<u>Year</u>	<u>Principal Amt Outstanding(\$)</u>	<u>Minimum Bond Reserve(\$)</u>	<u>Bond Reserve Fund(\$)</u>	<u>Capitalized Interest(\$)</u>	<u>Construction Fund(\$)</u>
05/06	3,985,000	270,536	270,536	95,931	3,162,531
06/07	3,985,000	270,536	270,536	0	152,479

#### B. TAX COLLECTION

<u>Year</u>	<u>Taxes Due(\$)</u>	<u>Taxes Unpaid(\$)</u>	<u>Percent</u>	<u>Teeter Plan</u>
05/06	0	0	0	Yes
06/07	278,482	5,304	2	Yes

#### C. DELINQUENT PARCELS

<u>Year</u>	<u>Reporting Date</u>	<u># of Parcels</u>	<u>Total Amount Due(\$)</u>
05/06	09-28-06	0	0
06/07	10-03-07	1	5,304

#### D. FORECLOSURE

<u># of Parcels</u>	<u>Total Amount of Taxes Due (\$)</u>
0	0
0	0

#### E. ASSESSED VALUE OF PARCELS

<u>Reporting Date</u>	<u>Appraisal/ Tax Roll</u>	<u>Assessed Value(\$)</u>
07-01-06	Tax Roll	38,212,075
01-01-07	Tax Roll	106,712,027

#### F. MISCELLANEOUS





## 2007 MELLO-ROOS YEARLY FISCAL STATUS REPORT

<u>Date</u>	<u>Amount(\$)</u>	<u>Issuing Entity, County, Type of Debt, Purpose</u>	<u>Rating(s) Enhancmt</u>	<u>Type of Sale</u>	<u>Role, Participant</u>	<u>Maturity Date/ Type</u>	<u>Interest Rate/ Type</u>
05-10-06	\$8,800,000	Seal Beach CFD No 2005-01 Orange CDIAC Number: 2006-0263 Limited tax obligation bond Multiple capital improvements, public works Pacific Gateway Business Ctr	NR	Neg	(BC) Richards Watson (FA) Fieldman Rolapp (TR) The Bank of NY Trust Co (UW) Stone & Youngberg	09-01-36 Comb	5.312 NIC

### YEARLY FISCAL STATUS REPORT INFORMATION

#### A. FUND BALANCES

<u>Year</u>	<u>Principal Amt Outstanding(\$)</u>	<u>Minimum Bond Reserve(\$)</u>	<u>Bond Reserve Fund(\$)</u>	<u>Capitalized Interest(\$)</u>	<u>Construction Fund(\$)</u>
05/06	8,800,000	793,593	794,369	585,715	6,957,898
06/07	8,800,000	793,593	803,240	230,697	0

#### B. TAX COLLECTION

<u>Taxes Due(\$)</u>	<u>Taxes Unpaid(\$)</u>	<u>Percent</u>	<u>Teeter Plan</u>
0	0	0	Yes
0	0	0	Yes

#### C. DELINQUENT PARCELS

<u>Year</u>	<u>Reporting Date</u>	<u># of Parcels</u>	<u>Total Amount Due(\$)</u>
05/06	09-28-06	0	0
06/07	06-01-07	0	0

#### D. FORECLOSURE

<u># of Parcels</u>	<u>Total Amount of Taxes Due (\$)</u>
0	0
0	0

#### E. ASSESSED VALUE OF PARCELS

<u>Reporting Date</u>	<u>Appraisal/ Tax Roll</u>	<u>Assessed Value(\$)</u>
07-01-06	Tax Roll	50,497,000
06-30-07	Tax Roll	78,413,178

#### F. MISCELLANEOUS

No Special Tax A levied in FY 2006-07.



## 2007 MELLO-ROOS YEARLY FISCAL STATUS REPORT

<u>Date</u>	<u>Amount(\$)</u>	<u>Issuing Entity, County, Type of Debt, Purpose</u>	<u>Rating(s) Enhancmt</u>	<u>Type of Sale</u>	<u>Role, Participant</u>	<u>Maturity Date/ Type</u>	<u>Interest Rate/ Type</u>
11-30-04	\$11,415,000	Tustin CFD No 04-1 Orange CDIAC Number: 2004-1775 Limited tax obligation bond Flood control, storm drainage Tustin Legacy/John Laing Homes	NR	Neg	(BC) Orrick Herrington (TR) US Bank Natl Assoc (UW) Citigroup Global Markets	09-01-34 Comb	5.326 NIC

### YEARLY FISCAL STATUS REPORT INFORMATION

#### A. FUND BALANCES

<u>Year</u>	<u>Principal Amt Outstanding(\$)</u>	<u>Minimum Bond Reserve(\$)</u>	<u>Bond Reserve Fund(\$)</u>	<u>Capitalized Interest(\$)</u>	<u>Construction Fund(\$)</u>
04/05	11,415,000	772,931	772,931	0	0
05/06	11,415,000	772,931	772,931	0	0
06/07	11,210,000	772,931	772,931	0	0

#### B. TAX COLLECTION

<u>Year</u>	<u>Taxes Due(\$)</u>	<u>Taxes Unpaid(\$)</u>	<u>Percent</u>	<u>Teeter Plan</u>
04/05	0	0	0	No
05/06	1,056,497	10,142	1	No
06/07	1,229,314	42,016	3	No

#### C. DELINQUENT PARCELS

<u>Year</u>	<u>Reporting Date</u>	<u># of Parcels</u>	<u>Total Amount Due(\$)</u>
04/05	09-23-05	0	0
05/06	05-12-06	7	10,142
06/07	09-08-07	18	42,016

#### D. FORECLOSURE

<u># of Parcels</u>	<u>Total Amount of Taxes Due (\$)</u>
0	0
0	0
0	0

#### E. ASSESSED VALUE OF PARCELS

<u>Reporting Date</u>	<u>Appraisal/ Tax Roll</u>	<u>Assessed Value(\$)</u>
07-01-05	Tax Roll	123,251,479
07-01-06	Tax Roll	123,087,956
07-01-07	Tax Roll	364,605,088

#### F. MISCELLANEOUS



## 2007 MELLO-ROOS YEARLY FISCAL STATUS REPORT

<u>Date</u>	<u>Amount(\$)</u>	<u>Issuing Entity, County, Type of Debt, Purpose</u>	<u>Rating(s) Enhancmt</u>	<u>Type of Sale</u>	<u>Role, Participant</u>	<u>Maturity Date/ Type</u>	<u>Interest Rate/ Type</u>
06-13-07	\$74,677,670	Tustin Unified School District CFD No 07-1 Orange CDIAC Number: 2007-0655 Bond anticipation note K-12 school facility Series A & B CABs	NR	Neg	(BC) Bowie Arneson Wiles (FA) RBC Capital Markets (TR) US Bank Natl Assoc (UW) Bank of America NA	09-01-11 Comb	5.547 TIC

### YEARLY FISCAL STATUS REPORT INFORMATION

#### A. FUND BALANCES

<u>Year</u>	<u>Principal Amt Outstanding(\$)</u>	<u>Minimum Bond Reserve(\$)</u>	<u>Bond Reserve Fund(\$)</u>	<u>Capitalized Interest(\$)</u>	<u>Construction Fund(\$)</u>
06/07	74,677,670	0	0	131,182	73,265,537

#### B. TAX COLLECTION

<u>Taxes Due(\$)</u>	<u>Taxes Unpaid(\$)</u>	<u>Percent</u>	<u>Teeter Plan</u>
3,027,897	0	0	Yes

#### C. DELINQUENT PARCELS

<u>Year</u>	<u>Reporting Date</u>	<u># of Parcels</u>	<u>Total Amount Due(\$)</u>
06/07	07-01-07	0	0

#### D. FORECLOSURE

<u># of Parcels</u>	<u>Total Amount of Taxes Due (\$)</u>
0	0

#### E. ASSESSED VALUE OF PARCELS

<u>Reporting Date</u>	<u>Appraisal/ Tax Roll</u>	<u>Assessed Value(\$)</u>
07-01-07	Tax Roll	12,457,910

#### F. MISCELLANEOUS



## 2007 MELLO-ROOS YEARLY FISCAL STATUS REPORT

<u>Date</u>	<u>Amount(\$)</u>	<u>Issuing Entity, County, Type of Debt, Purpose</u>	<u>Rating(s) Enhancmt</u>	<u>Type of Sale</u>	<u>Role, Participant</u>	<u>Maturity Date/ Type</u>	<u>Interest Rate/ Type</u>
10-07-98	\$64,615,000	Tustin Unified School District CFD No 88-1 Orange CDIAC Number: 1998-0689 Limited tax obligation bond K-12 school facility Tustin Ranch Refunding	S:AAA M:Aaa  Ins	Neg	(BC) Orrick Herrington (FA) Sutro & Co (EN) FSA (TR) US Bank Corp Trust (UW) PaineWebber	09-01-24 Comb	4.655 NIC

### YEARLY FISCAL STATUS REPORT INFORMATION

#### A. FUND BALANCES

<u>Year</u>	<u>Principal Amt Outstanding(\$)</u>	<u>Minimum Bond Reserve(\$)</u>	<u>Bond Reserve Fund(\$)</u>	<u>Capitalized Interest(\$)</u>	<u>Construction Fund(\$)</u>	<u>Taxes Due(\$)</u>	<u>Taxes Unpaid(\$)</u>	<u>Percent</u>	<u>Teeter Plan</u>
01/02	62,395,000	2,919,991	2,847,038	0	35,085,240	3,606,177	41,048	1	Yes
02/03	61,655,000	2,919,991	2,909,010	0	17,690,228	3,748,262	31,723	1	Yes
03/04	60,785,000	2,919,991	2,822,981	0	0	3,848,683	34,275	1	Yes
04/05	59,775,000	2,815,404	2,821,448	0	0	3,953,850	30,541	1	Yes
05/06	58,620,000	2,847,038	2,853,829	0	0	3,258,458	36,739	1	Yes
06/07	58,620,000	6,202,955	6,202,955	0	0	4,139,232	61,839	1	Yes

#### B. TAX COLLECTION

#### C. DELINQUENT PARCELS

<u>Year</u>	<u>Reporting Date</u>	<u># of Parcels</u>	<u>Total Amount Due(\$)</u>	<u># of Parcels</u>	<u>Total Amount of Taxes Due (\$)</u>	<u>Reporting Date</u>	<u>Appraisal/ Tax Roll</u>	<u>Assessed Value(\$)</u>
01/02	07-01-02	91	41,048	0	0	07-01-02	Tax Roll	1,735,187,704
02/03	07-01-03	76	31,723	0	0	12-26-02	Tax Roll	2,004,055,906
03/04	07-01-04	79	34,275	0	0	07-01-04	Tax Roll	2,114,382,383
04/05	07-01-05	72	30,541	0	0	07-01-04	Tax Roll	2,114,382,383
05/06	06-30-06	97	36,739	0	0	01-01-06	Tax Roll	2,264,330,883
06/07	07-01-07	137	61,839	0	0	07-01-07	Tax Roll	2,632,428,443

#### D. FORECLOSURE

#### E. ASSESSED VALUE OF PARCELS

#### F. MISCELLANEOUS

Reserve Fund Balance carries 50% of Requirements Reserve Fund policy held for additional 50%.



## 2007 MELLO-ROOS YEARLY FISCAL STATUS REPORT

<u>Date</u>	<u>Amount(\$)</u>	<u>Issuing Entity, County, Type of Debt, Purpose</u>	<u>Rating(s) Enhancmt</u>	<u>Type of Sale</u>	<u>Role, Participant</u>	<u>Maturity Date/ Type</u>	<u>Interest Rate/ Type</u>
08-13-02	\$87,697,675	Tustin Unified School District CFD No 97-1 Orange CDIAC Number: 2002-1471 Limited tax obligation bond K-12 school facility Sr Series A Refunding	S:AAA M:Aaa    Ins	Neg	(BC) Bowie Arneson Wiles (FA) RBC Dain Rauscher (EN) FSA (TR) Union Bank of CA (UW) UBS PaineWebber	09-01-38 Comb	5.218 TIC

### YEARLY FISCAL STATUS REPORT INFORMATION

#### A. FUND BALANCES

<u>Year</u>	<u>Principal Amt Outstanding(\$)</u>	<u>Minimum Bond Reserve(\$)</u>	<u>Bond Reserve Fund(\$)</u>	<u>Capitalized Interest(\$)</u>	<u>Construction Fund(\$)</u>
02/03	101,787,675	4,968,925	4,986,876	0	2,647,186
03/04	87,697,675	3,653,221	3,662,159	0	1,758
04/05	87,497,695	3,653,221	3,685,042	0	1,784
05/06	87,207,000	3,653,221	3,702,541	0	1,842
06/07	86,827,675	3,653,221	3,818,623	0	0

#### B. TAX COLLECTION

<u>Taxes Due(\$)</u>	<u>Taxes Unpaid(\$)</u>	<u>Percent</u>	<u>Teeter Plan</u>
4,886,076	56,296	1	Yes
6,101,173	37,256	1	Yes
6,403,199	36,904	1	Yes
6,666,414	52,177	1	Yes
6,916,080	89,837	1	Yes

#### C. DELINQUENT PARCELS

<u>Year</u>	<u>Reporting Date</u>	<u># of Parcels</u>	<u>Total Amount Due(\$)</u>
02/03	07-01-03	64	56,296
03/04	07-01-04	55	37,256
04/05	07-01-05	63	36,904
05/06	06-30-06	89	52,177
06/07	07-01-07	135	89,837

#### D. FORECLOSURE

<u># of Parcels</u>	<u>Total Amount of Taxes Due (\$)</u>
0	0
0	0
0	0
0	0
0	0

#### E. ASSESSED VALUE OF PARCELS

<u>Reporting Date</u>	<u>Appraisal/ Tax Roll</u>	<u>Assessed Value(\$)</u>
12-26-02	Tax Roll	1,611,965,409
07-01-04	Tax Roll	1,921,119,406
07-01-04	Tax Roll	1,921,119,406
01-01-06	Tax Roll	2,141,520,769
07-01-07	Tax Roll	2,747,666,919

#### F. MISCELLANEOUS

All funds are combined with Jr. Series B.



## 2007 MELLO-ROOS YEARLY FISCAL STATUS REPORT

<u>Date</u>	<u>Amount(\$)</u>	<u>Issuing Entity, County, Type of Debt, Purpose</u>	<u>Rating(s) Enhancmt</u>	<u>Type of Sale</u>	<u>Role, Participant</u>	<u>Maturity Date/ Type</u>	<u>Interest Rate/ Type</u>
08-13-02	\$14,090,000	Tustin Unified School District CFD No 97-1 Orange CDIAC Number: 2002-1681 Limited tax obligation bond K-12 school facility Jr Series B Refunding	NR	Neg	(BC) Bowie Arneson Wiles (FA) RBC Dain Rauscher (TR) Union Bank of CA (UW) UBS PaineWebber	09-01-32 Comb	5.707 TIC

### YEARLY FISCAL STATUS REPORT INFORMATION

#### A. FUND BALANCES

<u>Year</u>	<u>Principal Amt Outstanding(\$)</u>	<u>Minimum Bond Reserve(\$)</u>	<u>Bond Reserve Fund(\$)</u>	<u>Capitalized Interest(\$)</u>	<u>Construction Fund(\$)</u>	<u>Taxes Due(\$)</u>	<u>Taxes Unpaid(\$)</u>	<u>Percent</u>	<u>Teeter Plan</u>
02/03	101,787,675	4,968,925	4,986,876	0	2,647,186	4,886,076	56,296	1	Yes
03/04	14,090,000	1,315,704	1,318,923	0	1,758	6,101,173	37,256	1	Yes
04/05	14,050,000	1,315,704	1,327,164	0	1,784	6,403,199	36,904	1	Yes
05/06	13,995,000	1,315,704	1,333,466	0	1,842	6,666,414	52,177	1	Yes
06/07	13,920,000	1,315,704	1,375,273	0	1,939	6,916,080	89,837	1	Yes

#### B. TAX COLLECTION

#### C. DELINQUENT PARCELS

<u>Year</u>	<u>Reporting Date</u>	<u># of Parcels</u>	<u>Total Amount Due(\$)</u>	<u># of Parcels</u>	<u>Total Amount of Taxes Due (\$)</u>	<u>Reporting Date</u>	<u>Appraisal/ Tax Roll</u>	<u>Assessed Value(\$)</u>
02/03	07-01-03	64	56,296	0	0	12-26-02	Tax Roll	1,611,965,409
03/04	07-01-04	55	37,256	0	0	07-01-04	Tax Roll	1,921,119,406
04/05	07-01-05	63	36,904	0	0	07-01-04	Tax Roll	1,921,119,406
05/06	06-30-06	89	52,177	0	0	01-01-06	Tax Roll	2,141,520,769
06/07	07-01-07	135	89,837	0	0	07-01-07	Tax Roll	2,747,666,919

#### D. FORECLOSURE

#### E. ASSESSED VALUE OF PARCELS

#### F. MISCELLANEOUS

All funds are combined with Sr. Series A.



## 2007 MELLO-ROOS YEARLY FISCAL STATUS REPORT

<u>Date</u>	<u>Amount(\$)</u>	<u>Issuing Entity, County, Type of Debt, Purpose</u>	<u>Rating(s) Enhancmt</u>	<u>Type of Sale</u>	<u>Role, Participant</u>	<u>Maturity Date/ Type</u>	<u>Interest Rate/ Type</u>
12-08-98	\$3,380,000	Lincoln CFD No 1998-1 Placer CDIAC Number: 1998-2139 Limited tax obligation bond Multiple capital improvements, public works Lincoln Airpark	NR    LOC	Neg	(BC) Orrick Herrington (FA) Public Financial (EN) Bank of America (TR) US Bank Corp Trust (UW) Westhoff Cone	10-01-23 Comb	5.765 NIC

### YEARLY FISCAL STATUS REPORT INFORMATION

#### A. FUND BALANCES

<u>Year</u>	<u>Principal Amt Outstanding(\$)</u>	<u>Minimum Bond Reserve(\$)</u>	<u>Bond Reserve Fund(\$)</u>	<u>Capitalized Interest(\$)</u>	<u>Construction Fund(\$)</u>
01/02	3,225,000	258,620	260,763	0	1,036,053
02/03	3,145,000	260,593	260,763	0	0
04/05	2,970,000	260,593	260,763	0	0
05/06	2,775,000	260,593	260,763	0	169,345
06/07	2,775,000	258,356	260,763	0	177,382

#### B. TAX COLLECTION

<u>Taxes Due(\$)</u>	<u>Taxes Unpaid(\$)</u>	<u>Percent</u>	<u>Teeter Plan</u>
269,695	0	0	No
271,031	0	0	No
272,114	0	0	No
272,114	0	0	No
62,058,275	0	0	No

#### C. DELINQUENT PARCELS

<u>Year</u>	<u>Reporting Date</u>	<u># of Parcels</u>	<u>Total Amount Due(\$)</u>
01/02	06-30-02	0	0
02/03	06-30-03	0	0
04/05	06-30-05	0	0
05/06	06-30-06	0	0
06/07	06-30-07	0	0

#### D. FORECLOSURE

<u># of Parcels</u>	<u>Total Amount of Taxes Due (\$)</u>
0	0
0	0
0	0
0	0
0	0

#### E. ASSESSED VALUE OF PARCELS

<u>Reporting Date</u>	<u>Appraisal/ Tax Roll</u>	<u>Assessed Value(\$)</u>
06-30-02	Tax Roll	50,884,989
06-30-03	Tax Roll	51,902,680
06-30-05	Tax Roll	55,380,215
01-01-06	Tax Roll	25,699,063
06-30-07	Tax Roll	0

#### F. MISCELLANEOUS



## 2007 MELLO-ROOS YEARLY FISCAL STATUS REPORT

<u>Date</u>	<u>Amount(\$)</u>	<u>Issuing Entity, County, Type of Debt, Purpose</u>	<u>Rating(s) Enhancmt</u>	<u>Type of Sale</u>	<u>Role, Participant</u>	<u>Maturity Date/ Type</u>	<u>Interest Rate/ Type</u>
05-08-07	\$102,870,000	Lincoln CFD No 2003-1 Placer CDIAC Number: 2007-0378 Limited tax obligation bond Multiple capital improvements, public works Lincoln Crossing Refunding	NR	Neg	(BC) Orrick Herrington (FA) Public Financial (TR) US Bank Natl Assoc (UW) Lincoln PFA	09-01-34 Term	4.954 NIC

### YEARLY FISCAL STATUS REPORT INFORMATION

#### A. FUND BALANCES

<u>Year</u>	<u>Principal Amt Outstanding(\$)</u>	<u>Minimum Bond Reserve(\$)</u>	<u>Bond Reserve Fund(\$)</u>	<u>Capitalized Interest(\$)</u>	<u>Construction Fund(\$)</u>
06/07	102,870,000	7,076,863	7,083,989	0	6,326,713

#### B. TAX COLLECTION

<u>Taxes Due(\$)</u>	<u>Taxes Unpaid(\$)</u>	<u>Percent</u>	<u>Teeter Plan</u>
5,787,974	392,286	7	No

#### C. DELINQUENT PARCELS

<u>Year</u>	<u>Reporting Date</u>	<u># of Parcels</u>	<u>Total Amount Due(\$)</u>
06/07	06-15-07	205	416,632

#### D. FORECLOSURE

<u># of Parcels</u>	<u>Total Amount of Taxes Due (\$)</u>
0	0

#### E. ASSESSED VALUE OF PARCELS

<u>Reporting Date</u>	<u>Appraisal/ Tax Roll</u>	<u>Assessed Value(\$)</u>
01-01-07	Tax Roll	883,710,936

#### F. MISCELLANEOUS





## 2007 MELLO-ROOS YEARLY FISCAL STATUS REPORT

<u>Date</u>	<u>Amount(\$)</u>	<u>Issuing Entity, County, Type of Debt, Purpose</u>	<u>Rating(s) Enhancmt</u>	<u>Type of Sale</u>	<u>Role, Participant</u>	<u>Maturity Date/ Type</u>	<u>Interest Rate/ Type</u>
12-12-06	\$7,310,000	Lincoln CFD No 2006-1 Placer CDIAC Number: 2006-1531 Limited tax obligation bond Multiple capital improvements, public works Lakeside IA No 2	NR	Neg	(BC) Orrick Herrington (FA) Public Financial (TR) US Bank Natl Assoc (UW) Piper Jaffray & Co	09-01-36 Comb	4.96 NIC

### YEARLY FISCAL STATUS REPORT INFORMATION

#### A. FUND BALANCES

<u>Year</u>	<u>Principal Amt Outstanding(\$)</u>	<u>Minimum Bond Reserve(\$)</u>	<u>Bond Reserve Fund(\$)</u>	<u>Capitalized Interest(\$)</u>	<u>Construction Fund(\$)</u>
06/07	7,310,000	637,030	637,030	166,000	6,179,374

#### B. TAX COLLECTION

<u>Taxes Due(\$)</u>	<u>Taxes Unpaid(\$)</u>	<u>Percent</u>	<u>Teeter Plan</u>
0	0	0	No

#### C. DELINQUENT PARCELS

<u>Year</u>	<u>Reporting Date</u>	<u># of Parcels</u>	<u>Total Amount Due(\$)</u>
06/07	06-15-07	0	0

#### D. FORECLOSURE

<u># of Parcels</u>	<u>Total Amount of Taxes Due (\$)</u>
0	0

#### E. ASSESSED VALUE OF PARCELS

<u>Reporting Date</u>	<u>Appraisal/ Tax Roll</u>	<u>Assessed Value(\$)</u>
11-08-06	Appraisal	30,000,000

#### F. MISCELLANEOUS



## 2007 MELLO-ROOS YEARLY FISCAL STATUS REPORT

<u>Date</u>	<u>Amount(\$)</u>	<u>Issuing Entity, County, Type of Debt, Purpose</u>	<u>Rating(s) Enhancmt</u>	<u>Type of Sale</u>	<u>Role, Participant</u>	<u>Maturity Date/ Type</u>	<u>Interest Rate/ Type</u>
12-08-05	\$56,125,000	Northstar Community Services District CFD No 1 Placer CDIAC Number: 2005-1575 Limited tax obligation bond Multiple capital improvements, public works	NR	Neg	(BC) Stradling Yocca (FA) Fieldman Rolapp (TR) Wells Fargo Bank (UW) UBS Financial Services	09-01-36 Comb	5.562 TIC

### YEARLY FISCAL STATUS REPORT INFORMATION

#### A. FUND BALANCES

<u>Year</u>	<u>Principal Amt Outstanding(\$)</u>	<u>Minimum Bond Reserve(\$)</u>	<u>Bond Reserve Fund(\$)</u>	<u>Capitalized Interest(\$)</u>	<u>Construction Fund(\$)</u>
05/06	56,125,000	5,171,211	5,228,819	4,650,475	42,090,953
06/07	56,125,000	5,171,211	5,371,794	2,352,111	29,774,995

#### B. TAX COLLECTION

<u>Taxes Due(\$)</u>	<u>Taxes Unpaid(\$)</u>	<u>Percent</u>	<u>Teeter Plan</u>
311,875	0	0	No
671,899	3,098	0	No

#### C. DELINQUENT PARCELS

<u>Year</u>	<u>Reporting Date</u>	<u># of Parcels</u>	<u>Total Amount Due(\$)</u>
05/06	07-22-06	0	0
06/07	07-16-07	2	3,098

#### D. FORECLOSURE

<u># of Parcels</u>	<u>Total Amount of Taxes Due (\$)</u>
0	0
0	0

#### E. ASSESSED VALUE OF PARCELS

<u>Reporting Date</u>	<u>Appraisal/ Tax Roll</u>	<u>Assessed Value(\$)</u>
10-10-05	Appraisal	407,100,000
07-01-07	Tax Roll	267,501,746

#### F. MISCELLANEOUS



## 2007 MELLO-ROOS YEARLY FISCAL STATUS REPORT

<u>Date</u>	<u>Amount(\$)</u>	<u>Issuing Entity, County, Type of Debt, Purpose</u>	<u>Rating(s) Enhancmt</u>	<u>Type of Sale</u>	<u>Role, Participant</u>	<u>Maturity Date/ Type</u>	<u>Interest Rate/ Type</u>
12-07-06	\$58,590,000	Northstar Community Services District CFD No 1 Placer CDIAC Number: 2006-1389 Limited tax obligation bond Multiple capital improvements, public works The Village	NR	Neg	(BC) Stradling Yocca (FA) Fieldman Rolapp (TR) Wells Fargo Bank (UW) UBS Securities	09-01-37 Comb	5.018 TIC

### YEARLY FISCAL STATUS REPORT INFORMATION

#### A. FUND BALANCES

<u>Year</u>	<u>Principal Amt Outstanding(\$)</u>	<u>Minimum Bond Reserve(\$)</u>	<u>Bond Reserve Fund(\$)</u>	<u>Capitalized Interest(\$)</u>	<u>Construction Fund(\$)</u>
06/07	58,590,000	5,098,458	5,209,191	5,347,319	48,011,574

#### B. TAX COLLECTION

<u>Taxes Due(\$)</u>	<u>Taxes Unpaid(\$)</u>	<u>Percent</u>	<u>Teeter Plan</u>
671,899	3,098	0	No

#### C. DELINQUENT PARCELS

<u>Year</u>	<u>Reporting Date</u>	<u># of Parcels</u>	<u>Total Amount Due(\$)</u>
06/07	07-16-07	2	3,098

#### D. FORECLOSURE

<u># of Parcels</u>	<u>Total Amount of Taxes Due (\$)</u>
0	0

#### E. ASSESSED VALUE OF PARCELS

<u>Reporting Date</u>	<u>Appraisal/ Tax Roll</u>	<u>Assessed Value(\$)</u>
07-01-07	Tax Roll	267,501,746

#### F. MISCELLANEOUS



## 2007 MELLO-ROOS YEARLY FISCAL STATUS REPORT

<u>Date</u>	<u>Amount(\$)</u>	<u>Issuing Entity, County, Type of Debt, Purpose</u>	<u>Rating(s) Enhancmt</u>	<u>Type of Sale</u>	<u>Role, Participant</u>	<u>Maturity Date/ Type</u>	<u>Interest Rate/ Type</u>
11-15-01	\$20,000,000	Placer County CFD No 2001-1 Placer CDIAC Number: 2001-1944 Limited tax obligation bond Multiple capital improvements, public works Dry Creek-West Placer	NR	Comp	(BC) Orrick Herrington (FA) Government Fin Strat (TR) Placer Co (UW) Stone & Youngberg	09-01-26 Comb	6.219 NIC

### YEARLY FISCAL STATUS REPORT INFORMATION

#### A. FUND BALANCES

<u>Year</u>	<u>Principal Amt Outstanding(\$)</u>	<u>Minimum Bond Reserve(\$)</u>	<u>Bond Reserve Fund(\$)</u>	<u>Capitalized Interest(\$)</u>	<u>Construction Fund(\$)</u>
01/02	20,000,000	1,627,913	1,665,856	1,124,391	14,811,069
02/03	20,000,000	1,627,913	1,646,935	0	6,217,582
03/04	19,590,000	1,627,913	1,662,274	0	0
04/05	18,705,000	1,627,913	1,699,168	0	0
05/06	18,705,000	1,627,913	1,687,060	0	0
06/07	18,205,000	1,626,213	1,722,580	0	0

#### B. TAX COLLECTION

<u>Taxes Due(\$)</u>	<u>Taxes Unpaid(\$)</u>	<u>Percent</u>	<u>Teeter Plan</u>
0	0	0	No
1,043,968	0	0	No
1,614,534	8,137	1	No
1,789,381	8,123	0	No
1,719,351	113,052	7	No
1,742,813	178,979	10	No

#### C. DELINQUENT PARCELS

<u>Year</u>	<u>Reporting Date</u>	<u># of Parcels</u>	<u>Total Amount Due(\$)</u>
01/02	10-21-02	0	0
02/03	10-10-03	0	0
03/04	10-08-04	6	6,523
04/05	10-19-05	7	8,123
05/06	05-15-06	91	113,052
06/07	06-26-07	116	185,616

#### D. FORECLOSURE

<u># of Parcels</u>	<u>Total Amount of Taxes Due (\$)</u>
0	0
0	0
0	0
0	0
0	0
0	0

#### E. ASSESSED VALUE OF PARCELS

<u>Reporting Date</u>	<u>Appraisal/ Tax Roll</u>	<u>Assessed Value(\$)</u>
10-21-02	Tax Roll	19,547,207
10-10-03	Tax Roll	63,134,783
10-08-04	Tax Roll	126,513,896
07-01-05	Tax Roll	286,922,745
07-01-06	Tax Roll	531,390,991
07-17-07	Tax Roll	592,209,276

#### F. MISCELLANEOUS



## 2007 MELLO-ROOS YEARLY FISCAL STATUS REPORT

<u>Date</u>	<u>Amount(\$)</u>	<u>Issuing Entity, County, Type of Debt, Purpose</u>	<u>Rating(s) Enhancmt</u>	<u>Type of Sale</u>	<u>Role, Participant</u>	<u>Maturity Date/ Type</u>	<u>Interest Rate/ Type</u>
05-19-05	\$25,000,000	Rocklin CFD No 10 Placer CDIAC Number: 2005-0584 Limited tax obligation bond Multiple capital improvements, public works Whitney Ranch	NR	Neg	(BC) Jones Hall (FA) Northcross Hill Ach (TR) Union Bank of CA (UW) Stone & Youngberg	09-01-35 Comb	5.115 TIC

### YEARLY FISCAL STATUS REPORT INFORMATION

#### A. FUND BALANCES

<u>Year</u>	<u>Principal Amt Outstanding(\$)</u>	<u>Minimum Bond Reserve(\$)</u>	<u>Bond Reserve Fund(\$)</u>	<u>Capitalized Interest(\$)</u>	<u>Construction Fund(\$)</u>
04/05	25,000,000	1,782,500	1,782,500	301,054	21,716,831
05/06	25,000,000	1,782,500	1,783,337	0	6,741,635
06/07	24,855,000	1,782,500	1,815,763	0	2,541,373

#### B. TAX COLLECTION

<u>Year</u>	<u>Taxes Due(\$)</u>	<u>Taxes Unpaid(\$)</u>	<u>Percent</u>	<u>Teeter Plan</u>
04/05	0	0	0	No
05/06	1,426,803	0	0	No
06/07	1,467,355	7,584	1	No

#### C. DELINQUENT PARCELS

<u>Year</u>	<u>Reporting Date</u>	<u># of Parcels</u>	<u>Total Amount Due(\$)</u>
04/05	06-30-05	0	0
05/06	05-15-06	0	0
06/07	05-15-07	11	7,584

#### D. FORECLOSURE

<u># of Parcels</u>	<u>Total Amount of Taxes Due (\$)</u>
0	0
0	0
0	0

#### E. ASSESSED VALUE OF PARCELS

<u>Reporting Date</u>	<u>Appraisal/ Tax Roll</u>	<u>Assessed Value(\$)</u>
03-25-05	Appraisal	168,070,000
07-01-06	Tax Roll	176,570,328
07-01-07	Tax Roll	207,736,283

#### F. MISCELLANEOUS



## 2007 MELLO-ROOS YEARLY FISCAL STATUS REPORT

<u>Date</u>	<u>Amount(\$)</u>	<u>Issuing Entity, County, Type of Debt, Purpose</u>	<u>Rating(s) Enhancmt</u>	<u>Type of Sale</u>	<u>Role, Participant</u>	<u>Maturity Date/ Type</u>	<u>Interest Rate/ Type</u>
04-30-97	\$3,605,000	Rocklin CFD No 4 Placer CDIAC Number: 1997-0317 Limited tax obligation bond Multiple capital improvements, public works SE Rocklin Refunding	NR	Neg	(BC) Jones Hall Hill (FA) Project Fin Assoc (TR) First Trust of CA (UW) Stone & Youngberg	09-01-11 Comb	5.691 NIC

### YEARLY FISCAL STATUS REPORT INFORMATION

#### A. FUND BALANCES

<u>Year</u>	<u>Principal Amt Outstanding(\$)</u>	<u>Minimum Bond Reserve(\$)</u>	<u>Bond Reserve Fund(\$)</u>	<u>Capitalized Interest(\$)</u>	<u>Construction Fund(\$)</u>
01/02	2,675,000	267,500	360,500	0	0
02/03	2,465,000	246,500	362,186	0	0
03/04	2,245,000	351,313	361,628	0	0
04/05	2,015,000	360,005	365,402	0	0
05/06	1,775,000	360,005	360,675	0	0
06/07	1,520,000	360,005	367,225	0	0

#### B. TAX COLLECTION

<u>Taxes Due(\$)</u>	<u>Taxes Unpaid(\$)</u>	<u>Percent</u>	<u>Teeter Plan</u>
331,452	1,464	0	No
345,963	17,962	5	No
367,789	2,068	1	No
364,461	1,980	1	No
371,142	0	0	No
438,909	12,702	3	No

#### C. DELINQUENT PARCELS

<u>Year</u>	<u>Reporting Date</u>	<u># of Parcels</u>	<u>Total Amount Due(\$)</u>
01/02	06-30-02	8	3,186
02/03	06-30-03	15	19,607
03/04	06-30-04	9	4,624
04/05	06-30-05	9	2,385
05/06	05-15-06	0	0
06/07	05-15-07	56	13,458

#### D. FORECLOSURE

<u># of Parcels</u>	<u>Total Amount of Taxes Due (\$)</u>
0	0
0	0
0	0
0	0
0	0
0	0

#### E. ASSESSED VALUE OF PARCELS

<u>Reporting Date</u>	<u>Appraisal/ Tax Roll</u>	<u>Assessed Value(\$)</u>
06-30-02	Tax Roll	178,316,130
06-30-03	Tax Roll	237,764,422
06-30-04	Tax Roll	237,764,422
06-30-05	Tax Roll	427,916,862
07-01-06	Tax Roll	557,384,031
07-01-07	Tax Roll	584,215,921

#### F. MISCELLANEOUS



## 2007 MELLO-ROOS YEARLY FISCAL STATUS REPORT

<u>Date</u>	<u>Amount(\$)</u>	<u>Issuing Entity, County, Type of Debt, Purpose</u>	<u>Rating(s) Enhancmt</u>	<u>Type of Sale</u>	<u>Role, Participant</u>	<u>Maturity Date/ Type</u>	<u>Interest Rate/ Type</u>
07-29-99	\$2,240,000	Rocklin CFD No 6 Placer CDIAC Number: 1999-1565 Limited tax obligation bond Multiple capital improvements, public works Sunset West-Drainage	NR	Neg	(BC) Jones Hall (FA) Project Fin Assoc (TR) US Bank Corp Trust (UW) Rocklin PFA	09-01-25 Serial	6.103 NIC

### YEARLY FISCAL STATUS REPORT INFORMATION

#### A. FUND BALANCES

<u>Year</u>	<u>Principal Amt Outstanding(\$)</u>	<u>Minimum Bond Reserve(\$)</u>	<u>Bond Reserve Fund(\$)</u>	<u>Capitalized Interest(\$)</u>	<u>Construction Fund(\$)</u>
01/02	2,160,000	0	0	0	0
02/03	2,115,000	0	0	0	0
03/04	2,070,000	0	0	0	0
04/05	2,020,000	0	0	0	0
05/06	1,970,000	0	0	0	0
06/07	1,915,000	0	0	0	0

#### B. TAX COLLECTION

<u>Taxes Due(\$)</u>	<u>Taxes Unpaid(\$)</u>	<u>Percent</u>	<u>Teeter Plan</u>
256,155	359	0	No
262,286	1,030	0	No
331,743	5,036	2	No
341,082	2,987	1	No
307,649	0	0	No
347,263	11,493	3	No

#### C. DELINQUENT PARCELS

<u>Year</u>	<u>Reporting Date</u>	<u># of Parcels</u>	<u>Total Amount Due(\$)</u>
01/02	06-30-02	7	359
02/03	06-30-03	15	1,061
03/04	06-30-04	19	5,108
04/05	06-30-05	35	3,199
05/06	05-15-06	0	0
06/07	05-15-07	124	12,891

#### D. FORECLOSURE

<u># of Parcels</u>	<u>Total Amount of Taxes Due (\$)</u>
0	0
0	0
0	0
0	0
0	0
0	0

#### E. ASSESSED VALUE OF PARCELS

<u>Reporting Date</u>	<u>Appraisal/ Tax Roll</u>	<u>Assessed Value(\$)</u>
06-30-02	Tax Roll	59,493,355
06-30-03	Tax Roll	165,313,863
06-30-04	Tax Roll	825,604,119
06-30-05	Tax Roll	822,770,157
07-01-06	Tax Roll	997,392,943
07-01-07	Tax Roll	862,496,410

#### F. MISCELLANEOUS



## 2007 MELLO-ROOS YEARLY FISCAL STATUS REPORT

<u>Date</u>	<u>Amount(\$)</u>	<u>Issuing Entity, County, Type of Debt, Purpose</u>	<u>Rating(s) Enhancmt</u>	<u>Type of Sale</u>	<u>Role, Participant</u>	<u>Maturity Date/ Type</u>	<u>Interest Rate/ Type</u>
12-04-97	\$4,680,000	Rocklin CFD No 7 Placer CDIAC Number: 1997-1760 Limited tax obligation bond Street construction and improvements Sunset West-Interchange/Major St	NR    LOC	Neg	(BC) Jones Hall (FA) Project Fin Assoc (EN) LaSalle Natl Bank (TR) First Trust of CA (UW) Sutro & Co	09-01-22 Comb	6.081 NIC

### YEARLY FISCAL STATUS REPORT INFORMATION

#### A. FUND BALANCES

<u>Year</u>	<u>Principal Amt Outstanding(\$)</u>	<u>Minimum Bond Reserve(\$)</u>	<u>Bond Reserve Fund(\$)</u>	<u>Capitalized Interest(\$)</u>	<u>Construction Fund(\$)</u>
01/02	4,365,000	367,410	372,901	0	1,004
02/03	4,250,000	367,410	371,767	0	0
03/04	4,130,000	367,410	371,202	0	0
04/05	3,225,000	321,490	373,366	0	1
05/06	3,115,000	299,065	299,265	0	0
06/07	3,000,000	299,065	304,644	0	0

#### B. TAX COLLECTION

<u>Taxes Due(\$)</u>	<u>Taxes Unpaid(\$)</u>	<u>Percent</u>	<u>Teeter Plan</u>
418,862	214	0	No
417,629	655	0	No
414,285	538	0	No
419,331	1,487	0	No
389,425	0	0	No
294,223	3,197	1	No

#### C. DELINQUENT PARCELS

<u>Year</u>	<u>Reporting Date</u>	<u># of Parcels</u>	<u>Total Amount Due(\$)</u>
01/02	06-30-02	3	214
02/03	06-30-03	7	655
03/04	06-30-04	6	573
04/05	06-30-05	16	1,584
05/06	05-15-06	0	0
06/07	05-15-07	52	3,951

#### D. FORECLOSURE

<u># of Parcels</u>	<u>Total Amount of Taxes Due (\$)</u>
0	0
0	0
0	0
0	0
0	0
0	0

#### E. ASSESSED VALUE OF PARCELS

<u>Reporting Date</u>	<u>Appraisal/ Tax Roll</u>	<u>Assessed Value(\$)</u>
06-30-02	Tax Roll	29,576,205
06-30-03	Tax Roll	63,413,287
06-30-04	Tax Roll	63,413,287
06-30-05	Tax Roll	319,578,956
07-01-06	Tax Roll	388,726,739
07-01-07	Tax Roll	453,014,315

#### F. MISCELLANEOUS





## 2007 MELLO-ROOS YEARLY FISCAL STATUS REPORT

<u>Date</u>	<u>Amount(\$)</u>	<u>Issuing Entity, County, Type of Debt, Purpose</u>	<u>Rating(s) Enhancmt</u>	<u>Type of Sale</u>	<u>Role, Participant</u>	<u>Maturity Date/ Type</u>	<u>Interest Rate/ Type</u>
07-29-99	\$5,780,000	Rocklin CFD No 8 Placer CDIAC Number: 1999-1563 Limited tax obligation bond Multiple capital improvements, public works Sunset West-Park Dr	NR	Neg	(BC) Jones Hall (FA) Project Fin Assoc (TR) US Bank Corp Trust (UW) Rocklin PFA	09-01-25 Serial	6.103 NIC

### YEARLY FISCAL STATUS REPORT INFORMATION

#### A. FUND BALANCES

<u>Year</u>	<u>Principal Amt Outstanding(\$)</u>	<u>Minimum Bond Reserve(\$)</u>	<u>Bond Reserve Fund(\$)</u>	<u>Capitalized Interest(\$)</u>	<u>Construction Fund(\$)</u>
01/02	5,585,000	0	0	0	113,126
02/03	5,470,000	0	0	0	114,230
03/04	5,350,000	0	0	0	35
04/05	5,220,000	0	0	0	35
05/06	5,090,000	0	0	0	0
06/07	4,945,000	0	0	0	0

#### B. TAX COLLECTION

<u>Year</u>	<u>Taxes Due(\$)</u>	<u>Taxes Unpaid(\$)</u>	<u>Percent</u>	<u>Teeter Plan</u>
01/02	481,079	709	0	No
02/03	480,495	1,731	0	No
03/04	477,734	16,453	3	No
04/05	483,538	4,227	1	No
05/06	466,106	0	0	No
06/07	514,571	19,508	4	No

#### C. DELINQUENT PARCELS

<u>Year</u>	<u>Reporting Date</u>	<u># of Parcels</u>	<u>Total Amount Due(\$)</u>
01/02	06-30-02	2	709
02/03	06-30-03	7	1,731
03/04	06-30-04	13	16,646
04/05	06-30-05	14	4,594
05/06	05-15-06	0	0
06/07	05-15-07	63	21,787

#### D. FORECLOSURE

<u># of Parcels</u>	<u>Total Amount of Taxes Due (\$)</u>
0	0
0	0
0	0
0	0
0	0
0	0

#### E. ASSESSED VALUE OF PARCELS

<u>Reporting Date</u>	<u>Appraisal/ Tax Roll</u>	<u>Assessed Value(\$)</u>
06-30-02	Tax Roll	17,220,490
06-30-03	Tax Roll	69,893,037
06-30-04	Tax Roll	69,893,037
06-30-05	Tax Roll	352,596,263
07-01-06	Tax Roll	375,860,065
07-01-07	Tax Roll	388,006,250

#### F. MISCELLANEOUS



## 2007 MELLO-ROOS YEARLY FISCAL STATUS REPORT

<u>Date</u>	<u>Amount(\$)</u>	<u>Issuing Entity, County, Type of Debt, Purpose</u>	<u>Rating(s) Enhancmt</u>	<u>Type of Sale</u>	<u>Role, Participant</u>	<u>Maturity Date/ Type</u>	<u>Interest Rate/ Type</u>
07-29-99	\$6,890,000	Rocklin CFD No 9 Placer CDIAC Number: 1999-1564 Limited tax obligation bond Multiple capital improvements, public works Sunset West-West/Blue Oaks	NR	Neg	(BC) Jones Hall (FA) Project Fin Assoc (TR) US Bank Corp Trust (UW) Rocklin PFA	09-01-25 Serial	6.103 NIC

### YEARLY FISCAL STATUS REPORT INFORMATION

#### A. FUND BALANCES

<u>Year</u>	<u>Principal Amt Outstanding(\$)</u>	<u>Minimum Bond Reserve(\$)</u>	<u>Bond Reserve Fund(\$)</u>	<u>Capitalized Interest(\$)</u>	<u>Construction Fund(\$)</u>
01/02	6,655,000	0	0	0	1,061
02/03	6,515,000	0	0	0	1,071
03/04	6,370,000	0	0	0	1,076
04/05	6,220,000	0	0	0	1,091
05/06	6,060,000	0	0	0	0
06/07	5,890,000	0	0	0	0

#### B. TAX COLLECTION

<u>Year</u>	<u>Taxes Due(\$)</u>	<u>Taxes Unpaid(\$)</u>	<u>Percent</u>	<u>Teeter Plan</u>
01/02	570,364	486	0	No
02/03	567,233	1,311	0	No
03/04	567,232	1,084	0	No
04/05	564,745	3,074	1	No
05/06	555,419	0	0	No
06/07	576,163	9,766	2	No

#### C. DELINQUENT PARCELS

<u>Year</u>	<u>Reporting Date</u>	<u># of Parcels</u>	<u>Total Amount Due(\$)</u>
01/02	06-30-02	3	486
02/03	06-30-03	7	1,311
03/04	06-30-04	6	1,159
04/05	06-30-05	16	3,269
05/06	05-15-06	0	0
06/07	05-15-07	52	11,336

#### D. FORECLOSURE

<u># of Parcels</u>	<u>Total Amount of Taxes Due (\$)</u>
0	0
0	0
0	0
0	0
0	0
0	0

#### E. ASSESSED VALUE OF PARCELS

<u>Reporting Date</u>	<u>Appraisal/ Tax Roll</u>	<u>Assessed Value(\$)</u>
06-30-02	Tax Roll	31,121,553
06-30-03	Tax Roll	66,254,528
06-30-04	Tax Roll	66,254,528
06-30-05	Tax Roll	321,155,611
07-01-06	Tax Roll	394,142,006
07-01-07	Tax Roll	455,050,934

#### F. MISCELLANEOUS



## 2007 MELLO-ROOS YEARLY FISCAL STATUS REPORT

<u>Date</u>	<u>Amount(\$)</u>	<u>Issuing Entity, County, Type of Debt, Purpose</u>	<u>Rating(s) Enhancmt</u>	<u>Type of Sale</u>	<u>Role, Participant</u>	<u>Maturity Date/ Type</u>	<u>Interest Rate/ Type</u>
08-07-00	\$9,165,000	Rocklin Stanford Ranch CFD No 2 Placer CDIAC Number: 2000-1396 Limited tax obligation bond Multiple capital improvements, public works Refunding	S:AAA  F:AAA  Ins	Comp	(BC) Jones Hall (FA) Northcross Hill Ach (EN) FSA (TR) US Bank Corp Trust (UW) Morgan Stanley Dean	11-01-12 Serial	4.544 TIC

### YEARLY FISCAL STATUS REPORT INFORMATION

#### A. FUND BALANCES

<u>Year</u>	<u>Principal Amt Outstanding(\$)</u>	<u>Minimum Bond Reserve(\$)</u>	<u>Bond Reserve Fund(\$)</u>	<u>Capitalized Interest(\$)</u>	<u>Construction Fund(\$)</u>
01/02	7,960,000	916,500	918,681	0	0
02/03	7,380,000	916,500	918,092	0	0
03/04	6,780,000	916,500	917,515	0	0
04/05	6,150,000	916,500	920,153	0	0
05/06	5,495,000	916,500	916,201	0	0
06/07	4,810,000	916,500	923,932	0	0

#### B. TAX COLLECTION

<u>Taxes Due(\$)</u>	<u>Taxes Unpaid(\$)</u>	<u>Percent</u>	<u>Teeter Plan</u>
893,545	5,090	1	No
888,813	44,700	5	No
921,055	46,154	5	No
995,942	51,755	5	No
1,006,983	0	0	No
1,126,277	77,757	7	No

#### C. DELINQUENT PARCELS

<u>Year</u>	<u>Reporting Date</u>	<u># of Parcels</u>	<u>Total Amount Due(\$)</u>
01/02	06-30-02	64	10,250
02/03	06-30-03	69	47,266
03/04	06-30-04	71	88,883
04/05	06-30-05	103	135,903
05/06	05-15-06	0	0
06/07	05-15-07	288	125,787

#### D. FORECLOSURE

<u># of Parcels</u>	<u>Total Amount of Taxes Due (\$)</u>
0	0
0	0
0	0
0	0
0	0
0	0

#### E. ASSESSED VALUE OF PARCELS

<u>Reporting Date</u>	<u>Appraisal/ Tax Roll</u>	<u>Assessed Value(\$)</u>
06-30-02	Tax Roll	1,153,014,118
06-30-03	Tax Roll	1,430,069,250
06-30-04	Tax Roll	1,432,383,640
06-30-05	Tax Roll	2,049,240,939
07-01-06	Tax Roll	2,504,930,126
07-01-07	Tax Roll	2,611,312,192

#### F. MISCELLANEOUS

Assessed Value, Tax collection, & Delinquent information are combined for all Series of CFD No 3.



## 2007 MELLO-ROOS YEARLY FISCAL STATUS REPORT

<u>Date</u>	<u>Amount(\$)</u>	<u>Issuing Entity, County, Type of Debt, Purpose</u>	<u>Rating(s) Enhancmt</u>	<u>Type of Sale</u>	<u>Role, Participant</u>	<u>Maturity Date/ Type</u>	<u>Interest Rate/ Type</u>
09-20-01	\$5,185,000	Rocklin Stanford Ranch CFD No 3 Placer CDIAC Number: 2001-1723 Limited tax obligation bond Multiple capital improvements, public works Refunding	S:AAA  F:AAA  Ins	Comp	(BC) Jones Hall (FA) Northcross Hill Ach (EN) FSA (TR) US Bank Corp Trust (UW) Prudential Sec Inc	11-01-20 Serial	4.527 TIC

### YEARLY FISCAL STATUS REPORT INFORMATION

#### A. FUND BALANCES

<u>Year</u>	<u>Principal Amt Outstanding(\$)</u>	<u>Minimum Bond Reserve(\$)</u>	<u>Bond Reserve Fund(\$)</u>	<u>Capitalized Interest(\$)</u>	<u>Construction Fund(\$)</u>
01/02	5,185,000	0	0	0	0
02/03	5,105,000	0	0	0	0
03/04	4,995,000	518,500	0	0	0
04/05	4,890,000	518,500	0	0	0
05/06	4,775,000	0	0	0	0
06/07	4,660,000	2,496,500	2,496,500	0	0

#### B. TAX COLLECTION

<u>Taxes Due(\$)</u>	<u>Taxes Unpaid(\$)</u>	<u>Percent</u>	<u>Teeter Plan</u>
3,036,892	16,488	1	No
2,948,482	16,817	1	No
3,036,804	12,070	0	No
3,042,190	19,053	1	No
3,009,895	0	0	No
2,153,981	38,706	2	No

#### C. DELINQUENT PARCELS

<u>Year</u>	<u>Reporting Date</u>	<u># of Parcels</u>	<u>Total Amount Due(\$)</u>
01/02	06-30-02	41	23,880
02/03	06-30-03	43	27,446
03/04	06-30-04	42	24,373
04/05	06-30-05	65	27,115
05/06	05-15-06	0	0
06/07	05-15-07	168	46,680

#### D. FORECLOSURE

<u># of Parcels</u>	<u>Total Amount of Taxes Due (\$)</u>
0	0
0	0
0	0
0	0
0	0
0	0

#### E. ASSESSED VALUE OF PARCELS

<u>Reporting Date</u>	<u>Appraisal/ Tax Roll</u>	<u>Assessed Value(\$)</u>
06-30-02	Tax Roll	777,120,014
06-30-03	Tax Roll	904,028,326
06-30-04	Tax Roll	904,027,316
06-30-05	Tax Roll	1,217,139,991
07-01-06	Tax Roll	1,487,316,596
07-01-07	Tax Roll	1,532,948,300

#### F. MISCELLANEOUS

Assessed Value, Tax collection, & Delinquent information are combined for all Series of CFD No 3.



## 2007 MELLO-ROOS YEARLY FISCAL STATUS REPORT

<u>Date</u>	<u>Amount(\$)</u>	<u>Issuing Entity, County, Type of Debt, Purpose</u>	<u>Rating(s) Enhancmt</u>	<u>Type of Sale</u>	<u>Role, Participant</u>	<u>Maturity Date/ Type</u>	<u>Interest Rate/ Type</u>
10-21-04	\$6,135,000	Rocklin Stanford Ranch CFD No 3 Placer CDIAC Number: 2004-1545 Limited tax obligation bond Multiple capital improvements, public works Refunding	S:AAA  F:AAA  Ins	Neg	(BC) Jones Hall (FA) Northcross Hill Ach (EN) FSA (TR) Union Bank of CA (UW) Stone & Youngberg	11-01-15 Serial	3.262 NIC

### YEARLY FISCAL STATUS REPORT INFORMATION

#### A. FUND BALANCES

<u>Year</u>	<u>Principal Amt Outstanding(\$)</u>	<u>Minimum Bond Reserve(\$)</u>	<u>Bond Reserve Fund(\$)</u>	<u>Capitalized Interest(\$)</u>	<u>Construction Fund(\$)</u>
04/05	6,135,000	613,500	0	0	0
05/06	5,650,000	0	0	0	0
06/07	5,155,000	2,496,500	2,496,500	0	0

#### B. TAX COLLECTION

<u>Year</u>	<u>Taxes Due(\$)</u>	<u>Taxes Unpaid(\$)</u>	<u>Percent</u>	<u>Teeter Plan</u>
04/05	3,042,190	19,053	1	No
05/06	3,009,895	0	0	No
06/07	2,153,981	38,706	2	No

#### C. DELINQUENT PARCELS

<u>Year</u>	<u>Reporting Date</u>	<u># of Parcels</u>	<u>Total Amount Due(\$)</u>
04/05	06-30-05	65	27,115
05/06	05-15-06	0	0
06/07	05-15-07	168	46,680

#### D. FORECLOSURE

<u># of Parcels</u>	<u>Total Amount of Taxes Due (\$)</u>
0	0
0	0
0	0

#### E. ASSESSED VALUE OF PARCELS

<u>Reporting Date</u>	<u>Appraisal/ Tax Roll</u>	<u>Assessed Value(\$)</u>
06-30-05	Tax Roll	1,217,136,991
07-01-06	Tax Roll	1,487,316,596
07-01-07	Tax Roll	1,532,948,300

#### F. MISCELLANEOUS

Assessed Value, Tax collection, & Delinquent information are combined for all Series of CFD No 3.



## 2007 MELLO-ROOS YEARLY FISCAL STATUS REPORT

<u>Date</u>	<u>Amount(\$)</u>	<u>Issuing Entity, County, Type of Debt, Purpose</u>	<u>Rating(s) Enhancmt</u>	<u>Type of Sale</u>	<u>Role, Participant</u>	<u>Maturity Date/ Type</u>	<u>Interest Rate/ Type</u>
10-20-05	\$13,645,000	Rocklin Stanford Ranch CFD No 3 Placer CDIAC Number: 2005-1599 Limited tax obligation bond Multiple capital improvements, public works Refunding	S:AAA  F:AAA  Ins	Neg	(BC) Jones Hall (FA) Northcross Hill Ach (EN) FSA (TR) Union Bank of CA (UW) Stone & Youngberg	11-01-15 Serial	3.63 NIC

### YEARLY FISCAL STATUS REPORT INFORMATION

#### A. FUND BALANCES

<u>Year</u>	<u>Principal Amt Outstanding(\$)</u>	<u>Minimum Bond Reserve(\$)</u>	<u>Bond Reserve Fund(\$)</u>	<u>Capitalized Interest(\$)</u>	<u>Construction Fund(\$)</u>
05/06	13,645,000	0	0	0	0
06/07	12,525,000	2,496,500	2,496,500	0	0

#### B. TAX COLLECTION

<u>Year</u>	<u>Taxes Due(\$)</u>	<u>Taxes Unpaid(\$)</u>	<u>Percent</u>	<u>Teeter Plan</u>
05/06	3,009,895	0	0	No
06/07	2,153,981	38,706	2	No

#### C. DELINQUENT PARCELS

<u>Year</u>	<u>Reporting Date</u>	<u># of Parcels</u>	<u>Total Amount Due(\$)</u>
05/06	05-15-06	0	0
06/07	05-15-07	168	46,680

#### D. FORECLOSURE

<u># of Parcels</u>	<u>Total Amount of Taxes Due (\$)</u>
0	0
0	0

#### E. ASSESSED VALUE OF PARCELS

<u>Reporting Date</u>	<u>Appraisal/ Tax Roll</u>	<u>Assessed Value(\$)</u>
07-01-06	Tax Roll	1,487,316,596
07-01-07	Tax Roll	1,532,948,300

#### F. MISCELLANEOUS

Assessed Value, Tax collection, & Delinquent information are combined for all Series of CFD No 3.



## 2007 MELLO-ROOS YEARLY FISCAL STATUS REPORT

<u>Date</u>	<u>Amount(\$)</u>	<u>Issuing Entity, County, Type of Debt, Purpose</u>	<u>Rating(s) Enhancmt</u>	<u>Type of Sale</u>	<u>Role, Participant</u>	<u>Maturity Date/ Type</u>	<u>Interest Rate/ Type</u>
11-01-96	\$18,440,000	Rocklin Unified School District CFD No 1 Placer CDIAC Number: 1996-1511 Limited tax obligation bond K-12 school facility Refunding	S:AAA M:Aaa  Ins	Neg	(BC) Orrick Herrington (EN) MBIA Corp (TR) Dai-Ichi Kangyo (UW) Stone & Youngberg	09-01-18 Comb	5.572 NIC

### YEARLY FISCAL STATUS REPORT INFORMATION

#### A. FUND BALANCES

<u>Year</u>	<u>Principal Amt Outstanding(\$)</u>	<u>Minimum Bond Reserve(\$)</u>	<u>Bond Reserve Fund(\$)</u>	<u>Capitalized Interest(\$)</u>	<u>Construction Fund(\$)</u>
01/02	16,635,000	0	0	0	0
02/03		0	0	0	0
03/04	15,570,000	0	0	0	0
04/05	14,935,000	0	0	0	0
05/06	14,220,000	0	0	0	0

#### B. TAX COLLECTION

<u>Year</u>	<u>Taxes Due(\$)</u>	<u>Taxes Unpaid(\$)</u>	<u>Percent</u>	<u>Teeter Plan</u>
01/02	4,044,179	76,585	2	No
02/03	4,690,203	51,353	1	No
03/04	5,248,279	72,765	1	No
04/05	5,139,854	5,091,071	99	No
05/06	5,967,228	166,272	3	No

#### C. DELINQUENT PARCELS

<u>Year</u>	<u>Reporting Date</u>	<u># of Parcels</u>	<u>Total Amount Due(\$)</u>
01/02	06-30-01	213	76,585
02/03	06-30-03	55	51,353
03/04	06-30-04	105	72,765
04/05	07-01-05	232	48,783
05/06	10-01-06	1	166,272

#### D. FORECLOSURE

<u># of Parcels</u>	<u>Total Amount of Taxes Due (\$)</u>
0	0
0	0
0	0
0	0
0	0

#### E. ASSESSED VALUE OF PARCELS

<u>Reporting Date</u>	<u>Appraisal/ Tax Roll</u>	<u>Assessed Value(\$)</u>
06-30-02	Tax Roll	2,171,786,275
06-30-04	Tax Roll	2,138,596,042
06-30-04	Tax Roll	2,404,088,470
07-01-05	Tax Roll	2,625,375,121
10-01-06	Tax Roll	3,978,627,376

#### F. MISCELLANEOUS

Assessed Value, Tax Collection & Delinquent Reporting Information combined for all Rocklin USD CFD No 1 issues.



## 2007 MELLO-ROOS YEARLY FISCAL STATUS REPORT

<u>Date</u>	<u>Amount(\$)</u>	<u>Issuing Entity, County, Type of Debt, Purpose</u>	<u>Rating(s) Enhancmt</u>	<u>Type of Sale</u>	<u>Role, Participant</u>	<u>Maturity Date/ Type</u>	<u>Interest Rate/ Type</u>
10-02-98	\$13,781,144	Rocklin Unified School District CFD No 1 Placer CDIAC Number: 1998-1537 Limited tax obligation bond K-12 school facility	S:AAA M:Aaa  Ins	Neg	(BC) Kronick Moskovitz (EN) MBIA Corp (TR) Dai-Ichi Kangyo (UW) Stone & Youngberg	09-01-20 Comb	4.84 TIC

### YEARLY FISCAL STATUS REPORT INFORMATION

#### A. FUND BALANCES

<u>Year</u>	<u>Principal Amt Outstanding(\$)</u>	<u>Minimum Bond Reserve(\$)</u>	<u>Bond Reserve Fund(\$)</u>	<u>Capitalized Interest(\$)</u>	<u>Construction Fund(\$)</u>
01/02	12,901,144	0	0	0	0
02/03		0	0	0	0
03/04	12,181,144	0	0	0	0
04/05	11,761,144	0	0	0	0
05/06	11,301,144	0	0	0	0

#### B. TAX COLLECTION

<u>Taxes Due(\$)</u>	<u>Taxes Unpaid(\$)</u>	<u>Percent</u>	<u>Teeter Plan</u>
4,044,179	76,585	2	No
4,640,203	51,353	1	No
5,248,279	72,765	1	No
5,139,854	5,091,071	99	No
5,967,228	166,272	3	No

#### C. DELINQUENT PARCELS

<u>Year</u>	<u>Reporting Date</u>	<u># of Parcels</u>	<u>Total Amount Due(\$)</u>
01/02	06-30-01	213	76,585
02/03	06-30-03	55	51,353
03/04	06-30-04	105	72,765
04/05	07-01-05	232	48,783
05/06	10-01-06	0	166,272

#### D. FORECLOSURE

<u># of Parcels</u>	<u>Total Amount of Taxes Due (\$)</u>
0	0
0	0
0	0
0	0
0	0

#### E. ASSESSED VALUE OF PARCELS

<u>Reporting Date</u>	<u>Appraisal/ Tax Roll</u>	<u>Assessed Value(\$)</u>
06-30-02	Tax Roll	2,171,786,275
06-30-03	Tax Roll	2,138,596,042
06-30-04	Tax Roll	2,404,038,470
07-01-05	Tax Roll	2,625,375,121
10-01-06	Tax Roll	3,978,627,376

#### F. MISCELLANEOUS

Assessed Value, Tax Collection & Delinquent Reporting Information combined for all Rocklin USD CFD No 1 issues.





## 2007 MELLO-ROOS YEARLY FISCAL STATUS REPORT

<u>Date</u>	<u>Amount(\$)</u>	<u>Issuing Entity, County, Type of Debt, Purpose</u>	<u>Rating(s) Enhancmt</u>	<u>Type of Sale</u>	<u>Role, Participant</u>	<u>Maturity Date/ Type</u>	<u>Interest Rate/ Type</u>
06-22-00	\$16,415,790	Rocklin Unified School District CFD No 1 Placer CDIAC Number: 2000-1346 Limited tax obligation bond K-12 school facility	M:Aaa F:AAA/A  Ins	Neg	(BC) Kronick Moskovitz (EN) Ambac (TR) Dai-Ichi Kangyo (UW) Stone & Youngberg	09-01-25 Serial	5.647 TIC

### YEARLY FISCAL STATUS REPORT INFORMATION

#### A. FUND BALANCES

<u>Year</u>	<u>Principal Amt Outstanding(\$)</u>	<u>Minimum Bond Reserve(\$)</u>	<u>Bond Reserve Fund(\$)</u>	<u>Capitalized Interest(\$)</u>	<u>Construction Fund(\$)</u>
01/02	16,360,790	0	0	0	321,189
02/03		0	0	0	0
03/04	15,910,789	0	0	0	0
04/05	15,620,790	0	0	0	0
05/06	15,285,790	0	0	0	0

#### B. TAX COLLECTION

<u>Taxes Due(\$)</u>	<u>Taxes Unpaid(\$)</u>	<u>Percent</u>	<u>Teeter Plan</u>
4,044,179	76,585	2	No
4,640,203	51,353	1	No
5,248,279	72,765	1	No
5,139,854	5,091,071	99	No
5,967,228	166,272	3	No

#### C. DELINQUENT PARCELS

<u>Year</u>	<u>Reporting Date</u>	<u># of Parcels</u>	<u>Total Amount Due(\$)</u>
01/02	06-30-01	213	76,585
02/03	06-30-03	55	51,353
03/04	06-30-04	105	72,765
04/05	07-01-05	232	48,783
05/06	10-01-06	0	166,272

#### D. FORECLOSURE

<u># of Parcels</u>	<u>Total Amount of Taxes Due (\$)</u>
0	0
0	0
0	0
0	0
0	0

#### E. ASSESSED VALUE OF PARCELS

<u>Reporting Date</u>	<u>Appraisal/ Tax Roll</u>	<u>Assessed Value(\$)</u>
06-30-02	Tax Roll	2,171,786,275
06-30-03	Tax Roll	2,138,596,042
06-30-04	Tax Roll	2,404,038,470
07-01-05	Tax Roll	2,625,375,121
10-01-06	Tax Roll	3,978,627,376

#### F. MISCELLANEOUS

Assessed Value, Tax Collection & Delinquent Reporting Information combined for all Rocklin USD CFD No 1 issues.



## 2007 MELLO-ROOS YEARLY FISCAL STATUS REPORT

<u>Date</u>	<u>Amount(\$)</u>	<u>Issuing Entity, County, Type of Debt, Purpose</u>	<u>Rating(s) Enhancmt</u>	<u>Type of Sale</u>	<u>Role, Participant</u>	<u>Maturity Date/ Type</u>	<u>Interest Rate/ Type</u>
10-16-01	\$11,498,773	Rocklin Unified School District CFD No 1 Placer CDIAC Number: 2001-1908 Limited tax obligation bond K-12 school facility Refunding	M:Aaa F:AAA/A  Ins	Neg	(BC) Kronick Moskovitz (EN) MBIA Corp (TR) BNY Western Trust (UW) Stone & Youngberg	09-01-23 Serial	4.852 TIC

### YEARLY FISCAL STATUS REPORT INFORMATION

#### A. FUND BALANCES

<u>Year</u>	<u>Principal Amt Outstanding(\$)</u>	<u>Minimum Bond Reserve(\$)</u>	<u>Bond Reserve Fund(\$)</u>	<u>Capitalized Interest(\$)</u>	<u>Construction Fund(\$)</u>
01/02	11,498,773	0	0	0	0
02/03		0	0	0	0
03/04	10,893,773	0	0	0	0
04/05	10,358,773	0	0	0	0
05/06	9,793,773	0	0	0	0

#### B. TAX COLLECTION

<u>Taxes Due(\$)</u>	<u>Taxes Unpaid(\$)</u>	<u>Percent</u>	<u>Teeter Plan</u>
4,044,179	76,585	2	No
4,640,203	51,353	1	No
5,248,279	72,765	1	No
5,139,854	5,091,071	99	No
5,967,228	166,272	3	No

#### C. DELINQUENT PARCELS

<u>Year</u>	<u>Reporting Date</u>	<u># of Parcels</u>	<u>Total Amount Due(\$)</u>
01/02	06-30-01	213	76,585
02/03	06-30-03	55	51,353
03/04	06-30-04	105	72,765
04/05	07-01-05	232	48,783
05/06	10-01-06	0	166,272

#### D. FORECLOSURE

<u># of Parcels</u>	<u>Total Amount of Taxes Due (\$)</u>
0	0
0	0
0	0
0	0
0	0

#### E. ASSESSED VALUE OF PARCELS

<u>Reporting Date</u>	<u>Appraisal/ Tax Roll</u>	<u>Assessed Value(\$)</u>
06-30-02	Tax Roll	2,171,786,275
06-30-03	Tax Roll	2,138,596,042
06-30-04	Tax Roll	2,404,038,470
07-01-05	Tax Roll	2,625,375,121
10-01-06	Tax Roll	3,978,627,376

#### F. MISCELLANEOUS

Assessed Value, Tax Collection & Delinquent Reporting Information combined for all Rocklin USD CFD No 1 issues.



## 2007 MELLO-ROOS YEARLY FISCAL STATUS REPORT

<u>Date</u>	<u>Amount(\$)</u>	<u>Issuing Entity, County, Type of Debt, Purpose</u>	<u>Rating(s) Enhancmt</u>	<u>Type of Sale</u>	<u>Role, Participant</u>	<u>Maturity Date/ Type</u>	<u>Interest Rate/ Type</u>
04-15-04	\$13,115,000	Rocklin Unified School District CFD No 1 Placer CDIAC Number: 2004-0186 Limited tax obligation bond K-12 school facility Ruhkala & Sunset Ranchos No 1 Elementary Schools	S:AAA/A-  F:AAA/A+  Ins	Neg	(BC) Kronick Moskovitz (EN) MBIA Corp (TR) BNY Western Trust (UW) Stone & Youngberg	09-01-29 Comb	5 TIC

### YEARLY FISCAL STATUS REPORT INFORMATION

#### A. FUND BALANCES

<u>Year</u>	<u>Principal Amt Outstanding(\$)</u>	<u>Minimum Bond Reserve(\$)</u>	<u>Bond Reserve Fund(\$)</u>	<u>Capitalized Interest(\$)</u>	<u>Construction Fund(\$)</u>
03/04	13,115,000	0	0	0	0
04/05	12,825,000	0	0	0	0
05/06	12,695,000	0	0	0	0

#### B. TAX COLLECTION

<u>Year</u>	<u>Taxes Due(\$)</u>	<u>Taxes Unpaid(\$)</u>	<u>Percent</u>	<u>Teeter Plan</u>
03/04	5,248,279	72,765	1	No
04/05	5,139,854	5,091,071	99	No
05/06	5,967,228	166,272	3	No

#### C. DELINQUENT PARCELS

<u>Year</u>	<u>Reporting Date</u>	<u># of Parcels</u>	<u>Total Amount Due(\$)</u>
03/04	06-30-04	105	72,765
04/05	07-01-05	232	48,783
05/06	10-01-06	0	166,272

#### D. FORECLOSURE

<u># of Parcels</u>	<u>Total Amount of Taxes Due (\$)</u>
0	0
0	0
0	0

#### E. ASSESSED VALUE OF PARCELS

<u>Reporting Date</u>	<u>Appraisal/ Tax Roll</u>	<u>Assessed Value(\$)</u>
06-30-04	Tax Roll	2,404,038,470
07-01-05	Tax Roll	2,625,375,121
10-01-06	Tax Roll	3,978,627,376

#### F. MISCELLANEOUS

Assessed Value, Tax Collection & Delinquent Reporting Information combined for all Rocklin USD CFD No 1 issues.



## 2007 MELLO-ROOS YEARLY FISCAL STATUS REPORT

<u>Date</u>	<u>Amount(\$)</u>	<u>Issuing Entity, County, Type of Debt, Purpose</u>	<u>Rating(s) Enhancmt</u>	<u>Type of Sale</u>	<u>Role, Participant</u>	<u>Maturity Date/ Type</u>	<u>Interest Rate/ Type</u>
03-05-03	\$11,285,000	Roseville CFD No 1 Placer CDIAC Number: 2003-0081 Limited tax obligation bond Multiple capital improvements, public works Stone Point	NR	Neg	(BC) Jones Hall (FA) Public Financial (TR) BNY Western Trust (UW) US Bancorp Piper	09-01-28 Comb	6.185 NIC

### YEARLY FISCAL STATUS REPORT INFORMATION

#### A. FUND BALANCES

<u>Year</u>	<u>Principal Amt Outstanding(\$)</u>	<u>Minimum Bond Reserve(\$)</u>	<u>Bond Reserve Fund(\$)</u>	<u>Capitalized Interest(\$)</u>	<u>Construction Fund(\$)</u>
02/03	11,285,000	904,353	904,446	937,286	8,456,879
03/04	11,285,000	904,353	905,281	342,214	1,616,819
04/05	11,285,000	904,353	915,254	65	398,826
05/06	11,030,000	904,353	917,910	0	331,953
06/07	10,770,000	904,353	936,954	0	168,593

#### B. TAX COLLECTION

<u>Taxes Due(\$)</u>	<u>Taxes Unpaid(\$)</u>	<u>Percent</u>	<u>Teeter Plan</u>
0	0	0	No
0	0	0	No
1,073,300	0	0	No
1,073,300	0	0	No
1,073,300	39,900	4	No

#### C. DELINQUENT PARCELS

<u>Year</u>	<u>Reporting Date</u>	<u># of Parcels</u>	<u>Total Amount Due(\$)</u>
02/03	04-23-03	0	0
03/04	05-05-04	0	0
04/05	04-21-05	0	0
05/06	05-15-06	0	0
06/07	05-15-07	1	39,900

#### D. FORECLOSURE

<u># of Parcels</u>	<u>Total Amount of Taxes Due (\$)</u>
0	0
0	0
0	0
0	0
0	0

#### E. ASSESSED VALUE OF PARCELS

<u>Reporting Date</u>	<u>Appraisal/ Tax Roll</u>	<u>Assessed Value(\$)</u>
07-01-03	Tax Roll	12,734,488
07-01-04	Tax Roll	23,617,989
07-01-05	Tax Roll	33,474,023
07-01-06	Tax Roll	72,403,866
07-01-07	Tax Roll	89,938,071

#### F. MISCELLANEOUS



## 2007 MELLO-ROOS YEARLY FISCAL STATUS REPORT

<u>Date</u>	<u>Amount(\$)</u>	<u>Issuing Entity, County, Type of Debt, Purpose</u>	<u>Rating(s) Enhancmt</u>	<u>Type of Sale</u>	<u>Role, Participant</u>	<u>Maturity Date/ Type</u>	<u>Interest Rate/ Type</u>
04-13-05	\$20,440,000	Roseville CFD No 1 Placer CDIAC Number: 2005-0321 Limited tax obligation bond Multiple capital improvements, public works Woodcreek West Refunding	S:AAA/A-      Ins	Neg	(BC) Jones Hall (FA) Public Financial (EN) Ambac (TR) The Bank of NY Trust Co (UW) Piper Jaffray & Co	09-01-30 Comb	4.561 TIC

### YEARLY FISCAL STATUS REPORT INFORMATION

#### A. FUND BALANCES

<u>Year</u>	<u>Principal Amt Outstanding(\$)</u>	<u>Minimum Bond Reserve(\$)</u>	<u>Bond Reserve Fund(\$)</u>	<u>Capitalized Interest(\$)</u>	<u>Construction Fund(\$)</u>
04/05	20,440,000	1,402,063	1,403,787	0	2,611,141
05/06	20,185,000	1,402,063	1,402,063	0	217,126
06/07	20,185,000	1,402,063	1,402,075	0	310,550

#### B. TAX COLLECTION

<u>Taxes Due(\$)</u>	<u>Taxes Unpaid(\$)</u>	<u>Percent</u>	<u>Teeter Plan</u>
1,698,700	36,015	2	No
1,251,319	36,810	3	No
1,437,925	50,769	4	No

#### C. DELINQUENT PARCELS

<u>Year</u>	<u>Reporting Date</u>	<u># of Parcels</u>	<u>Total Amount Due(\$)</u>
04/05	04-21-05	62	38,345
05/06	05-15-06	74	40,009
06/07	05-15-07	92	58,750

#### D. FORECLOSURE

<u># of Parcels</u>	<u>Total Amount of Taxes Due (\$)</u>
0	0
0	0
0	0

#### E. ASSESSED VALUE OF PARCELS

<u>Reporting Date</u>	<u>Appraisal/ Tax Roll</u>	<u>Assessed Value(\$)</u>
07-01-05	Tax Roll	529,616,761
07-01-06	Tax Roll	571,480,532
07-01-07	Tax Roll	591,052,117

#### F. MISCELLANEOUS



## 2007 MELLO-ROOS YEARLY FISCAL STATUS REPORT

<u>Date</u>	<u>Amount(\$)</u>	<u>Issuing Entity, County, Type of Debt, Purpose</u>	<u>Rating(s) Enhancmt</u>	<u>Type of Sale</u>	<u>Role, Participant</u>	<u>Maturity Date/ Type</u>	<u>Interest Rate/ Type</u>
08-10-05	\$57,905,000	Roseville CFD No 1 Placer CDIAC Number: 2005-1395 Limited tax obligation bond Multiple capital improvements, public works Westpark	NR	Neg	(BC) Jones Hall (FA) Public Financial (TR) The Bank of NY Trust Co (UW) Piper Jaffray & Co	09-01-36 Comb	5.23 NIC

### YEARLY FISCAL STATUS REPORT INFORMATION

#### A. FUND BALANCES

<u>Year</u>	<u>Principal Amt Outstanding(\$)</u>	<u>Minimum Bond Reserve(\$)</u>	<u>Bond Reserve Fund(\$)</u>	<u>Capitalized Interest(\$)</u>	<u>Construction Fund(\$)</u>
05/06	57,905,000	5,077,514	5,093,825	0	18,990,608
06/07	57,905,000	5,077,514	5,103,523	0	267,305

#### B. TAX COLLECTION

<u>Taxes Due(\$)</u>	<u>Taxes Unpaid(\$)</u>	<u>Percent</u>	<u>Teeter Plan</u>
0	0	0	No
4,632,759	0	0	No

#### C. DELINQUENT PARCELS

<u>Year</u>	<u>Reporting Date</u>	<u># of Parcels</u>	<u>Total Amount Due(\$)</u>
05/06	07-18-06	0	0
06/07	07-01-07	0	0

#### D. FORECLOSURE

<u># of Parcels</u>	<u>Total Amount of Taxes Due (\$)</u>
0	0
0	0

#### E. ASSESSED VALUE OF PARCELS

<u>Reporting Date</u>	<u>Appraisal/ Tax Roll</u>	<u>Assessed Value(\$)</u>
05-31-06	Appraisal	472,000,000
07-01-07	Tax Roll	498,359,087

#### F. MISCELLANEOUS



## 2007 MELLO-ROOS YEARLY FISCAL STATUS REPORT

<u>Date</u>	<u>Amount(\$)</u>	<u>Issuing Entity, County, Type of Debt, Purpose</u>	<u>Rating(s) Enhancmt</u>	<u>Type of Sale</u>	<u>Role, Participant</u>	<u>Maturity Date/ Type</u>	<u>Interest Rate/ Type</u>
07-21-05	\$37,350,000	Roseville CFD No 1 Placer CDIAC Number: 2005-1396 Limited tax obligation bond Multiple capital improvements, public works Fiddymt Ranch	NR	Neg	(BC) Jones Hall (FA) Public Financial (TR) The Bank of NY Trust Co (UW) Stone & Youngberg	09-01-36 Comb	5.092 NIC

### YEARLY FISCAL STATUS REPORT INFORMATION

#### A. FUND BALANCES

<u>Year</u>	<u>Principal Amt Outstanding(\$)</u>	<u>Minimum Bond Reserve(\$)</u>	<u>Bond Reserve Fund(\$)</u>	<u>Capitalized Interest(\$)</u>	<u>Construction Fund(\$)</u>
05/06	37,350,000	3,238,917	3,291,492	0	8,405,225
06/07	37,350,000	3,238,917	3,268,345	0	206

#### B. TAX COLLECTION

<u>Taxes Due(\$)</u>	<u>Taxes Unpaid(\$)</u>	<u>Percent</u>	<u>Teeter Plan</u>
0	0	0	No
4,754,436	0	0	No

#### C. DELINQUENT PARCELS

<u>Year</u>	<u>Reporting Date</u>	<u># of Parcels</u>	<u>Total Amount Due(\$)</u>
05/06	07-18-06	0	0
06/07	07-01-07	0	0

#### D. FORECLOSURE

<u># of Parcels</u>	<u>Total Amount of Taxes Due (\$)</u>
0	0
0	0

#### E. ASSESSED VALUE OF PARCELS

<u>Reporting Date</u>	<u>Appraisal/ Tax Roll</u>	<u>Assessed Value(\$)</u>
07-06-06	Appraisal	419,730,000
07-01-07	Tax Roll	175,456,627

#### F. MISCELLANEOUS



## 2007 MELLO-ROOS YEARLY FISCAL STATUS REPORT

<u>Date</u>	<u>Amount(\$)</u>	<u>Issuing Entity, County, Type of Debt, Purpose</u>	<u>Rating(s) Enhancmt</u>	<u>Type of Sale</u>	<u>Role, Participant</u>	<u>Maturity Date/ Type</u>	<u>Interest Rate/ Type</u>
11-03-05	\$9,165,000	Roseville CFD No 1 Placer CDIAC Number: 2005-1737 Limited tax obligation bond Multiple capital improvements, public works Longmeadow Parkside	NR	Neg	(BC) Jones Hall (FA) Public Financial (TR) The Bank of NY Trust Co (UW) Stone & Youngberg	09-01-36 Comb	5.098 NIC

### YEARLY FISCAL STATUS REPORT INFORMATION

#### A. FUND BALANCES

<u>Year</u>	<u>Principal Amt Outstanding(\$)</u>	<u>Minimum Bond Reserve(\$)</u>	<u>Bond Reserve Fund(\$)</u>	<u>Capitalized Interest(\$)</u>	<u>Construction Fund(\$)</u>
05/06	9,165,000	593,250	595,923	225,556	7,826,847
06/07	9,165,000	593,250	616,065	0	6,110

#### B. TAX COLLECTION

<u>Taxes Due(\$)</u>	<u>Taxes Unpaid(\$)</u>	<u>Percent</u>	<u>Teeter Plan</u>
0	0	0	No
653,344	4,576	1	No

#### C. DELINQUENT PARCELS

<u>Year</u>	<u>Reporting Date</u>	<u># of Parcels</u>	<u>Total Amount Due(\$)</u>
05/06	07-01-06	0	0
06/07	06-10-07	6	4,576

#### D. FORECLOSURE

<u># of Parcels</u>	<u>Total Amount of Taxes Due (\$)</u>
0	0
0	0

#### E. ASSESSED VALUE OF PARCELS

<u>Reporting Date</u>	<u>Appraisal/ Tax Roll</u>	<u>Assessed Value(\$)</u>
06-30-06	Tax Roll	39,034,536
07-01-07	Tax Roll	87,746,238

#### F. MISCELLANEOUS





## 2007 MELLO-ROOS YEARLY FISCAL STATUS REPORT

<u>Date</u>	<u>Amount(\$)</u>	<u>Issuing Entity, County, Type of Debt, Purpose</u>	<u>Rating(s) Enhancmt</u>	<u>Type of Sale</u>	<u>Role, Participant</u>	<u>Maturity Date/ Type</u>	<u>Interest Rate/ Type</u>
03-23-06	\$6,245,000	Roseville CFD No 1 Placer CDIAC Number: 2006-0312 Limited tax obligation bond Multiple capital improvements, public works Woodcreek East Federally Taxable Refunding	NR	Neg	(BC) Jones Hall (FA) Public Financial (TR) The Bank of NY Trust Co (UW) Roseville FA	09-01-27 Serial	VAR

### YEARLY FISCAL STATUS REPORT INFORMATION

#### A. FUND BALANCES

<u>Year</u>	<u>Principal Amt Outstanding(\$)</u>	<u>Minimum Bond Reserve(\$)</u>	<u>Bond Reserve Fund(\$)</u>	<u>Capitalized Interest(\$)</u>	<u>Construction Fund(\$)</u>
05/06	6,245,000	0	0	0	664
06/07	6,056,000	0	0	0	2,996

#### B. TAX COLLECTION

<u>Taxes Due(\$)</u>	<u>Taxes Unpaid(\$)</u>	<u>Percent</u>	<u>Teeter Plan</u>
584,332	17,530	3	No
553,629	29,263	5	No

#### C. DELINQUENT PARCELS

<u>Year</u>	<u>Reporting Date</u>	<u># of Parcels</u>	<u>Total Amount Due(\$)</u>
05/06	05-15-06	14	17,530
06/07	05-15-07	21	37,611

#### D. FORECLOSURE

<u># of Parcels</u>	<u>Total Amount of Taxes Due (\$)</u>
0	0
0	0

#### E. ASSESSED VALUE OF PARCELS

<u>Reporting Date</u>	<u>Appraisal/ Tax Roll</u>	<u>Assessed Value(\$)</u>
07-01-06	Tax Roll	195,099,073
07-01-07	Tax Roll	190,674,470

#### F. MISCELLANEOUS

Bond Reserve Fund held at Authority level.



## 2007 MELLO-ROOS YEARLY FISCAL STATUS REPORT

<u>Date</u>	<u>Amount(\$)</u>	<u>Issuing Entity, County, Type of Debt, Purpose</u>	<u>Rating(s) Enhancmt</u>	<u>Type of Sale</u>	<u>Role, Participant</u>	<u>Maturity Date/ Type</u>	<u>Interest Rate/ Type</u>
03-23-06	\$33,120,000	Roseville CFD No 1 Placer CDIAC Number: 2006-0313 Limited tax obligation bond Multiple capital improvements, public works Highland Reserve North Federally Taxable Refunding	NR	Neg	(BC) Jones Hall (FA) Public Financial (TR) The Bank of NY Trust Co (UW) Roseville FA	09-01-27 Serial	VAR

### YEARLY FISCAL STATUS REPORT INFORMATION

#### A. FUND BALANCES

<u>Year</u>	<u>Principal Amt Outstanding(\$)</u>	<u>Minimum Bond Reserve(\$)</u>	<u>Bond Reserve Fund(\$)</u>	<u>Capitalized Interest(\$)</u>	<u>Construction Fund(\$)</u>
05/06	33,120,000	0	0	0	2,134,461
06/07	32,079,000	0	0	0	2,770,484

#### B. TAX COLLECTION

<u>Taxes Due(\$)</u>	<u>Taxes Unpaid(\$)</u>	<u>Percent</u>	<u>Teeter Plan</u>
2,754,543	53,845	2	No
2,743,266	80,880	3	No

#### C. DELINQUENT PARCELS

<u>Year</u>	<u>Reporting Date</u>	<u># of Parcels</u>	<u>Total Amount Due(\$)</u>
05/06	05-15-06	61	53,845
06/07	05-15-07	92	87,574

#### D. FORECLOSURE

<u># of Parcels</u>	<u>Total Amount of Taxes Due (\$)</u>
0	0
0	0

#### E. ASSESSED VALUE OF PARCELS

<u>Reporting Date</u>	<u>Appraisal/ Tax Roll</u>	<u>Assessed Value(\$)</u>
07-01-06	Tax Roll	678,539,663
07-01-07	Tax Roll	722,714,965

#### F. MISCELLANEOUS

Bond Reserve Fund held at Authority level.



## 2007 MELLO-ROOS YEARLY FISCAL STATUS REPORT

<u>Date</u>	<u>Amount(\$)</u>	<u>Issuing Entity, County, Type of Debt, Purpose</u>	<u>Rating(s) Enhancmt</u>	<u>Type of Sale</u>	<u>Role, Participant</u>	<u>Maturity Date/ Type</u>	<u>Interest Rate/ Type</u>
07-18-06	\$22,095,000	Roseville CFD No 1 Placer CDIAC Number: 2006-0734 Limited tax obligation bond Multiple capital improvements, public works Westpark	NR	Neg	(BC) Jones Hall (FA) Public Financial (TR) The Bank of NY Trust Co (UW) Piper Jaffray & Co	09-01-37 Comb	5.275 NIC

### YEARLY FISCAL STATUS REPORT INFORMATION

#### A. FUND BALANCES

<u>Year</u>	<u>Principal Amt Outstanding(\$)</u>	<u>Minimum Bond Reserve(\$)</u>	<u>Bond Reserve Fund(\$)</u>	<u>Capitalized Interest(\$)</u>	<u>Construction Fund(\$)</u>
06/07	22,095,000	450,751	455,822	0	9,736,177

#### B. TAX COLLECTION

<u>Taxes Due(\$)</u>	<u>Taxes Unpaid(\$)</u>	<u>Percent</u>	<u>Teeter Plan</u>
4,623,759	0	0	No

#### C. DELINQUENT PARCELS

<u>Year</u>	<u>Reporting Date</u>	<u># of Parcels</u>	<u>Total Amount Due(\$)</u>
06/07	07-01-07	0	0

#### D. FORECLOSURE

<u># of Parcels</u>	<u>Total Amount of Taxes Due (\$)</u>
0	0

#### E. ASSESSED VALUE OF PARCELS

<u>Reporting Date</u>	<u>Appraisal/ Tax Roll</u>	<u>Assessed Value(\$)</u>
07-01-07	Tax Roll	498,359,087

#### F. MISCELLANEOUS



## 2007 MELLO-ROOS YEARLY FISCAL STATUS REPORT

<u>Date</u>	<u>Amount(\$)</u>	<u>Issuing Entity, County, Type of Debt, Purpose</u>	<u>Rating(s) Enhancmt</u>	<u>Type of Sale</u>	<u>Role, Participant</u>	<u>Maturity Date/ Type</u>	<u>Interest Rate/ Type</u>
08-11-06	\$42,650,000	Roseville CFD No 1 Placer CDIAC Number: 2006-0867 Limited tax obligation bond Multiple capital improvements, public works Fiddymt Ranch	NR	Neg	(BC) Jones Hall (FA) Public Financial (TR) The Bank of NY Trust Co (UW) Stone & Youngberg	09-01-36 Comb	5.26 NIC

### YEARLY FISCAL STATUS REPORT INFORMATION

#### A. FUND BALANCES

<u>Year</u>	<u>Principal Amt Outstanding(\$)</u>	<u>Minimum Bond Reserve(\$)</u>	<u>Bond Reserve Fund(\$)</u>	<u>Capitalized Interest(\$)</u>	<u>Construction Fund(\$)</u>
06/07	42,650,000	2,918,565	2,927,444	0	17,411,052

#### B. TAX COLLECTION

<u>Taxes Due(\$)</u>	<u>Taxes Unpaid(\$)</u>	<u>Percent</u>	<u>Teeter Plan</u>
4,754,436	0	0	No

#### C. DELINQUENT PARCELS

<u>Year</u>	<u>Reporting Date</u>	<u># of Parcels</u>	<u>Total Amount Due(\$)</u>
06/07	07-01-07	0	0

#### D. FORECLOSURE

<u># of Parcels</u>	<u>Total Amount of Taxes Due (\$)</u>
0	0

#### E. ASSESSED VALUE OF PARCELS

<u>Reporting Date</u>	<u>Appraisal/ Tax Roll</u>	<u>Assessed Value(\$)</u>
07-01-07	Tax Roll	175,456,627

#### F. MISCELLANEOUS



## 2007 MELLO-ROOS YEARLY FISCAL STATUS REPORT

<u>Date</u>	<u>Amount(\$)</u>	<u>Issuing Entity, County, Type of Debt, Purpose</u>	<u>Rating(s) Enhancmt</u>	<u>Type of Sale</u>	<u>Role, Participant</u>	<u>Maturity Date/ Type</u>	<u>Interest Rate/ Type</u>
04-25-07	\$7,075,000	Roseville CFD No 1 Placer CDIAC Number: 2007-0053 Limited tax obligation bond Multiple capital improvements, public works Diamond Creek	NR	Neg	(BC) Jones Hall (FA) Public Financial (TR) The Bank of NY Trust Co (UW) Piper Jaffray & Co	09-01-37 Comb	5.051 NIC

### YEARLY FISCAL STATUS REPORT INFORMATION

#### A. FUND BALANCES

<u>Year</u>	<u>Principal Amt Outstanding(\$)</u>	<u>Minimum Bond Reserve(\$)</u>	<u>Bond Reserve Fund(\$)</u>	<u>Capitalized Interest(\$)</u>	<u>Construction Fund(\$)</u>
06/07	7,075,000	614,395	614,405	458,894	4,887,877

#### B. TAX COLLECTION

<u>Taxes Due(\$)</u>	<u>Taxes Unpaid(\$)</u>	<u>Percent</u>	<u>Teeter Plan</u>
0	0	0	No

#### C. DELINQUENT PARCELS

<u>Year</u>	<u>Reporting Date</u>	<u># of Parcels</u>	<u>Total Amount Due(\$)</u>
06/07	05-15-07	0	0

#### D. FORECLOSURE

<u># of Parcels</u>	<u>Total Amount of Taxes Due (\$)</u>
0	0

#### E. ASSESSED VALUE OF PARCELS

<u>Reporting Date</u>	<u>Appraisal/ Tax Roll</u>	<u>Assessed Value(\$)</u>
02-22-07	Appraisal	31,100,000

#### F. MISCELLANEOUS



## 2007 MELLO-ROOS YEARLY FISCAL STATUS REPORT

<u>Date</u>	<u>Amount(\$)</u>	<u>Issuing Entity, County, Type of Debt, Purpose</u>	<u>Rating(s) Enhancmt</u>	<u>Type of Sale</u>	<u>Role, Participant</u>	<u>Maturity Date/ Type</u>	<u>Interest Rate/ Type</u>
05-03-07	\$2,025,000	Roseville CFD No 1 Placer CDIAC Number: 2007-0622 Limited tax obligation bond Multiple capital improvements, public works Stoneridge Parcel 1 Federally Taxable Refunding	NR	Comp	(BC) Jones Hall (FA) Public Financial (TR) The Bank of NY Trust Co (UW) Roseville FA	09-01-30 Serial	4.547 TIC

### YEARLY FISCAL STATUS REPORT INFORMATION

#### A. FUND BALANCES

<u>Year</u>	<u>Principal Amt Outstanding(\$)</u>	<u>Minimum Bond Reserve(\$)</u>	<u>Bond Reserve Fund(\$)</u>	<u>Capitalized Interest(\$)</u>	<u>Construction Fund(\$)</u>
06/07	2,025,000	0	0	0	152,194

#### B. TAX COLLECTION

<u>Taxes Due(\$)</u>	<u>Taxes Unpaid(\$)</u>	<u>Percent</u>	<u>Teeter Plan</u>
142,903	3,938	3	No

#### C. DELINQUENT PARCELS

<u>Year</u>	<u>Reporting Date</u>	<u># of Parcels</u>	<u>Total Amount Due(\$)</u>
06/07	05-15-07	4	5,128

#### D. FORECLOSURE

<u># of Parcels</u>	<u>Total Amount of Taxes Due (\$)</u>
0	0

#### E. ASSESSED VALUE OF PARCELS

<u>Reporting Date</u>	<u>Appraisal/ Tax Roll</u>	<u>Assessed Value(\$)</u>
07-01-07	Tax Roll	77,252,810

#### F. MISCELLANEOUS

Bond Reserve Fund held at Authority level.



## 2007 MELLO-ROOS YEARLY FISCAL STATUS REPORT

<u>Date</u>	<u>Amount(\$)</u>	<u>Issuing Entity, County, Type of Debt, Purpose</u>	<u>Rating(s) Enhancmt</u>	<u>Type of Sale</u>	<u>Role, Participant</u>	<u>Maturity Date/ Type</u>	<u>Interest Rate/ Type</u>
05-03-07	\$13,530,000	Roseville CFD No 1 Placer CDIAC Number: 2007-0623 Limited tax obligation bond Multiple capital improvements, public works Stoneridge West Federally Taxable Refunding	NR	Comp	(BC) Jones Hall (FA) Public Financial (TR) The Bank of NY Trust Co (UW) Roseville FA	09-01-31 Serial	4.49 TIC

### YEARLY FISCAL STATUS REPORT INFORMATION

#### A. FUND BALANCES

<u>Year</u>	<u>Principal Amt Outstanding(\$)</u>	<u>Minimum Bond Reserve(\$)</u>	<u>Bond Reserve Fund(\$)</u>	<u>Capitalized Interest(\$)</u>	<u>Construction Fund(\$)</u>
06/07	13,530,000	0	0	0	557,575

#### B. TAX COLLECTION

<u>Taxes Due(\$)</u>	<u>Taxes Unpaid(\$)</u>	<u>Percent</u>	<u>Teeter Plan</u>
974,465	24,465	3	No

#### C. DELINQUENT PARCELS

<u>Year</u>	<u>Reporting Date</u>	<u># of Parcels</u>	<u>Total Amount Due(\$)</u>
06/07	05-15-07	28	104,283

#### D. FORECLOSURE

<u># of Parcels</u>	<u>Total Amount of Taxes Due (\$)</u>
0	0

#### E. ASSESSED VALUE OF PARCELS

<u>Reporting Date</u>	<u>Appraisal/ Tax Roll</u>	<u>Assessed Value(\$)</u>
07-01-07	Tax Roll	426,004,844

#### F. MISCELLANEOUS

Bond Reserve Fund held at Authority level.



## 2007 MELLO-ROOS YEARLY FISCAL STATUS REPORT

<u>Date</u>	<u>Amount(\$)</u>	<u>Issuing Entity, County, Type of Debt, Purpose</u>	<u>Rating(s) Enhancmt</u>	<u>Type of Sale</u>	<u>Role, Participant</u>	<u>Maturity Date/ Type</u>	<u>Interest Rate/ Type</u>
05-03-07	\$17,285,000	Roseville CFD No 1 Placer CDIAC Number: 2007-0624 Limited tax obligation bond Multiple capital improvements, public works Stoneridge East Federally Taxable Refunding	NR	Comp	(BC) Jones Hall (FA) Public Financial (TR) The Bank of NY Trust Co (UW) Roseville FA	09-01-31 Serial	4.593 TIC

### YEARLY FISCAL STATUS REPORT INFORMATION

#### A. FUND BALANCES

<u>Year</u>	<u>Principal Amt Outstanding(\$)</u>	<u>Minimum Bond Reserve(\$)</u>	<u>Bond Reserve Fund(\$)</u>	<u>Capitalized Interest(\$)</u>	<u>Construction Fund(\$)</u>
06/07	17,285,000	0	0	0	856,910

#### B. TAX COLLECTION

<u>Taxes Due(\$)</u>	<u>Taxes Unpaid(\$)</u>	<u>Percent</u>	<u>Teeter Plan</u>
1,221,059	20,874	2	No

#### C. DELINQUENT PARCELS

<u>Year</u>	<u>Reporting Date</u>	<u># of Parcels</u>	<u>Total Amount Due(\$)</u>
06/07	05-15-07	31	23,983

#### D. FORECLOSURE

<u># of Parcels</u>	<u>Total Amount of Taxes Due (\$)</u>
0	0

#### E. ASSESSED VALUE OF PARCELS

<u>Reporting Date</u>	<u>Appraisal/ Tax Roll</u>	<u>Assessed Value(\$)</u>
07-01-07	Tax Roll	360,445,955

#### F. MISCELLANEOUS

Bond Reserve Fund held at Authority level.





## 2007 MELLO-ROOS YEARLY FISCAL STATUS REPORT

<u>Date</u>	<u>Amount(\$)</u>	<u>Issuing Entity, County, Type of Debt, Purpose</u>	<u>Rating(s) Enhancmt</u>	<u>Type of Sale</u>	<u>Role, Participant</u>	<u>Maturity Date/ Type</u>	<u>Interest Rate/ Type</u>
05-03-07	\$20,435,000	Roseville CFD No 1 Placer CDIAC Number: 2007-0625 Limited tax obligation bond Multiple capital improvements, public works Crocker Ranch Federally Taxable Refunding	NR	Comp	(BC) Jones Hall (FA) Public Financial (TR) The Bank of NY Trust Co (UW) Roseville FA	09-01-33 Serial	5.257 TIC

### YEARLY FISCAL STATUS REPORT INFORMATION

#### A. FUND BALANCES

<u>Year</u>	<u>Principal Amt Outstanding(\$)</u>	<u>Minimum Bond Reserve(\$)</u>	<u>Bond Reserve Fund(\$)</u>	<u>Capitalized Interest(\$)</u>	<u>Construction Fund(\$)</u>
06/07	20,435,000	0	0	0	1,043,449

#### B. TAX COLLECTION

<u>Taxes Due(\$)</u>	<u>Taxes Unpaid(\$)</u>	<u>Percent</u>	<u>Teeter Plan</u>
1,686,993	51,400	3	No

#### C. DELINQUENT PARCELS

<u>Year</u>	<u>Reporting Date</u>	<u># of Parcels</u>	<u>Total Amount Due(\$)</u>
06/07	05-15-07	39	59,309

#### D. FORECLOSURE

<u># of Parcels</u>	<u>Total Amount of Taxes Due (\$)</u>
0	0

#### E. ASSESSED VALUE OF PARCELS

<u>Reporting Date</u>	<u>Appraisal/ Tax Roll</u>	<u>Assessed Value(\$)</u>
07-01-07	Tax Roll	438,975,172

#### F. MISCELLANEOUS

Bond Reserve Fund held at Authority level.



## 2007 MELLO-ROOS YEARLY FISCAL STATUS REPORT

<u>Date</u>	<u>Amount(\$)</u>	<u>Issuing Entity, County, Type of Debt, Purpose</u>	<u>Rating(s) Enhancmt</u>	<u>Type of Sale</u>	<u>Role, Participant</u>	<u>Maturity Date/ Type</u>	<u>Interest Rate/ Type</u>
09-07-06	\$5,310,000	Roseville CFD No 5 Placer CDIAC Number: 2005-1977 Limited tax obligation bond Multiple capital improvements, public works Stone Point	NR	Neg	(BC) Jones Hall (FA) Public Financial (TR) The Bank of NY Trust Co (UW) Piper Jaffray & Co	09-01-36 Comb	5.291 NIC

### YEARLY FISCAL STATUS REPORT INFORMATION

#### A. FUND BALANCES

<u>Year</u>	<u>Principal Amt Outstanding(\$)</u>	<u>Minimum Bond Reserve(\$)</u>	<u>Bond Reserve Fund(\$)</u>	<u>Capitalized Interest(\$)</u>	<u>Construction Fund(\$)</u>
06/07	5,310,000	478,743	489,352	0	1,750,441

#### B. TAX COLLECTION

<u>Taxes Due(\$)</u>	<u>Taxes Unpaid(\$)</u>	<u>Percent</u>	<u>Teeter Plan</u>
0	0	0	No

#### C. DELINQUENT PARCELS

<u>Year</u>	<u>Reporting Date</u>	<u># of Parcels</u>	<u>Total Amount Due(\$)</u>
06/07	05-15-07	0	0

#### D. FORECLOSURE

<u># of Parcels</u>	<u>Total Amount of Taxes Due (\$)</u>
0	0

#### E. ASSESSED VALUE OF PARCELS

<u>Reporting Date</u>	<u>Appraisal/ Tax Roll</u>	<u>Assessed Value(\$)</u>
07-01-07	Tax Roll	5,996,619

#### F. MISCELLANEOUS



## 2007 MELLO-ROOS YEARLY FISCAL STATUS REPORT

<u>Date</u>	<u>Amount(\$)</u>	<u>Issuing Entity, County, Type of Debt, Purpose</u>	<u>Rating(s) Enhancmt</u>	<u>Type of Sale</u>	<u>Role, Participant</u>	<u>Maturity Date/ Type</u>	<u>Interest Rate/ Type</u>
08-24-05	\$21,720,000	Roseville North CFD No 1 Placer CDIAC Number: 2005-1455 Limited tax obligation bond Multiple capital improvements, public works Refunding	S:AAA/A-  Ins	Neg	(BC) Jones Hall (FA) Public Financial (EN) Ambac (TR) The Bank of NY Trust Co (UW) Piper Jaffray & Co	09-01-23 Comb	4.178 TIC

### YEARLY FISCAL STATUS REPORT INFORMATION

#### A. FUND BALANCES

<u>Year</u>	<u>Principal Amt Outstanding(\$)</u>	<u>Minimum Bond Reserve(\$)</u>	<u>Bond Reserve Fund(\$)</u>	<u>Capitalized Interest(\$)</u>	<u>Construction Fund(\$)</u>
05/06	20,825,000	1,741,863	1,771,264	0	1,457,728
06/07	20,825,000	1,741,863	1,741,869	0	1,512,648

#### B. TAX COLLECTION

<u>Year</u>	<u>Taxes Due(\$)</u>	<u>Taxes Unpaid(\$)</u>	<u>Percent</u>	<u>Teeter Plan</u>
05/06	2,209,268	50,412	2	No
06/07	1,731,546	51,112	3	No

#### C. DELINQUENT PARCELS

<u>Year</u>	<u>Reporting Date</u>	<u># of Parcels</u>	<u>Total Amount Due(\$)</u>
05/06	05-15-06	63	62,472
06/07	05-15-07	92	54,044

#### D. FORECLOSURE

<u># of Parcels</u>	<u>Total Amount of Taxes Due (\$)</u>
0	0
0	0

#### E. ASSESSED VALUE OF PARCELS

<u>Reporting Date</u>	<u>Appraisal/ Tax Roll</u>	<u>Assessed Value(\$)</u>
06-30-06	Tax Roll	744,368,900
07-01-07	Tax Roll	773,365,004

#### F. MISCELLANEOUS



## 2007 MELLO-ROOS YEARLY FISCAL STATUS REPORT

<u>Date</u>	<u>Amount(\$)</u>	<u>Issuing Entity, County, Type of Debt, Purpose</u>	<u>Rating(s) Enhancmt</u>	<u>Type of Sale</u>	<u>Role, Participant</u>	<u>Maturity Date/ Type</u>	<u>Interest Rate/ Type</u>
05-26-99	\$58,660,000	Roseville North Central CFD No 1 Placer CDIAC Number: 1999-1277 Limited tax obligation bond Multiple capital improvements, public works Refunding	NR	Neg	(BC) Cox Castle Nicholson (FA) Public Financial (TR) US Trust Co of CA (UW) Stone & Youngberg	09-01-17 Comb	5.84 TIC

### YEARLY FISCAL STATUS REPORT INFORMATION

#### A. FUND BALANCES

<u>Year</u>	<u>Principal Amt Outstanding(\$)</u>	<u>Minimum Bond Reserve(\$)</u>	<u>Bond Reserve Fund(\$)</u>	<u>Capitalized Interest(\$)</u>	<u>Construction Fund(\$)</u>
01/02	54,445,000	5,146,995	5,269,858	0	0
02/03	46,900,000	5,146,995	5,437,517	0	0
03/04	44,580,000	5,141,996	5,303,117	0	0
04/05	43,975,000	4,905,395	5,167,965	0	11,615,378
05/06	38,840,000	4,874,390	4,967,470	0	10,096,663
06/07	38,720,000	4,857,650	5,033,937	0	7,983,072

#### B. TAX COLLECTION

<u>Taxes Due(\$)</u>	<u>Taxes Unpaid(\$)</u>	<u>Percent</u>	<u>Teeter Plan</u>
7,352,141	68,462	1	No
6,991,125	172,327	2	No
6,681,438	52,119	1	No
6,526,837	125,282	2	No
5,059,821	67,503	1	No
5,185,985	175,922	3	No

#### C. DELINQUENT PARCELS

<u>Year</u>	<u>Reporting Date</u>	<u># of Parcels</u>	<u>Total Amount Due(\$)</u>
01/02	05-08-02	77	227,020
02/03	04-23-03	111	339,879
03/04	05-05-04	77	63,720
04/05	04-21-05	154	130,061
05/06	05-15-06	110	68,552
06/07	05-15-07	139	192,960

#### D. FORECLOSURE

<u># of Parcels</u>	<u>Total Amount of Taxes Due (\$)</u>
0	0
0	0
0	0
0	0
0	0
0	0

#### E. ASSESSED VALUE OF PARCELS

<u>Reporting Date</u>	<u>Appraisal/ Tax Roll</u>	<u>Assessed Value(\$)</u>
07-17-02	Tax Roll	970,823,596
07-01-03	Tax Roll	1,173,893,497
07-01-04	Tax Roll	1,327,542,099
07-01-05	Tax Roll	1,449,894,494
07-01-06	Tax Roll	1,623,487,229
07-01-07	Tax Roll	1,775,400,496

#### F. MISCELLANEOUS



## 2007 MELLO-ROOS YEARLY FISCAL STATUS REPORT

<u>Date</u>	<u>Amount(\$)</u>	<u>Issuing Entity, County, Type of Debt, Purpose</u>	<u>Rating(s) Enhancmt</u>	<u>Type of Sale</u>	<u>Role, Participant</u>	<u>Maturity Date/ Type</u>	<u>Interest Rate/ Type</u>
07-17-98	\$19,000,000	Roseville Northeast CFD No 1 Placer CDIAC Number: 2001-0012 Limited tax obligation bond Multiple capital improvements, public works Infrastructure Refunding	NR	Neg	(BC) Nossaman Guthner (FA) Pacific Financial (TR) US Bank Corp Trust (UW) Roseville FA	09-01-21 Comb	

### YEARLY FISCAL STATUS REPORT INFORMATION

#### A. FUND BALANCES

<u>Year</u>	<u>Principal Amt Outstanding(\$)</u>	<u>Minimum Bond Reserve(\$)</u>	<u>Bond Reserve Fund(\$)</u>	<u>Capitalized Interest(\$)</u>	<u>Construction Fund(\$)</u>
01/02	14,130,000	1,213,689	1,324,527	0	0
02/03	10,500,000	1,103,764	1,106,620	0	0
03/04	8,570,000	980,613	1,042,258	0	0
04/05	8,570,000	840,847	840,877	0	0
05/06	6,560,000	678,174	840,847	0	0
06/07	4,465,000	493,139	757,981	0	0

#### B. TAX COLLECTION

<u>Year</u>	<u>Taxes Due(\$)</u>	<u>Taxes Unpaid(\$)</u>	<u>Percent</u>	<u>Teeter Plan</u>
01/02	2,353,040	28,118	1	No
02/03	2,140,268	27,964	1	No
03/04	2,242,491	7,472	0	No
04/05	2,433,035	46,839	2	No
05/06	2,443,962	8,141	0	No
06/07	1,353,658	9,448	1	No

#### C. DELINQUENT PARCELS

<u>Year</u>	<u>Reporting Date</u>	<u># of Parcels</u>	<u>Total Amount Due(\$)</u>
01/02	05-08-02	13	58,663
02/03	04-23-03	18	52,151
03/04	05-05-04	7	7,878
04/05	04-21-05	9	46,839
05/06	05-15-06	10	8,371
06/07	05-10-07	15	14,806

#### D. FORECLOSURE

<u># of Parcels</u>	<u>Total Amount of Taxes Due (\$)</u>
0	0
0	0
0	0
0	0
0	0
0	0

#### E. ASSESSED VALUE OF PARCELS

<u>Reporting Date</u>	<u>Appraisal/ Tax Roll</u>	<u>Assessed Value(\$)</u>
07-17-02	Tax Roll	746,486,048
07-01-03	Tax Roll	792,064,375
07-01-04	Tax Roll	897,076,800
07-01-05	Tax Roll	959,358,520
07-01-06	Tax Roll	1,048,340,372
07-01-07	Tax Roll	1,172,337,776

#### F. MISCELLANEOUS



## 2007 MELLO-ROOS YEARLY FISCAL STATUS REPORT

<u>Date</u>	<u>Amount(\$)</u>	<u>Issuing Entity, County, Type of Debt, Purpose</u>	<u>Rating(s) Enhancmt</u>	<u>Type of Sale</u>	<u>Role, Participant</u>	<u>Maturity Date/ Type</u>	<u>Interest Rate/ Type</u>
07-17-98	\$13,700,000	Roseville Northeast CFD No 2 Placer CDIAC Number: 2001-0013 Limited tax obligation bond Multiple capital improvements, public works Infrastructure Refunding	NR	Neg	(BC) Nossaman Guthner (FA) Pacific Financial (TR) US Bank Corp Trust (UW) Roseville FA	09-01-21 Comb	

### YEARLY FISCAL STATUS REPORT INFORMATION

#### A. FUND BALANCES

<u>Year</u>	<u>Principal Amt Outstanding(\$)</u>	<u>Minimum Bond Reserve(\$)</u>	<u>Bond Reserve Fund(\$)</u>	<u>Capitalized Interest(\$)</u>	<u>Construction Fund(\$)</u>
01/02	12,655,000	1,086,994	1,090,367	0	0
02/03	11,835,000	1,095,274	1,097,888	0	0
03/04	11,400,000	1,105,291	1,174,774	0	0
04/05	11,400,000	1,118,513	1,118,600	0	0
05/06	10,340,000	1,068,952	1,118,513	0	0
06/07	9,890,000	1,092,305	1,092,360	0	0

#### B. TAX COLLECTION

<u>Year</u>	<u>Taxes Due(\$)</u>	<u>Taxes Unpaid(\$)</u>	<u>Percent</u>	<u>Teeter Plan</u>
01/02	1,023,763	17,428	2	No
02/03	1,007,262	17,355	2	No
03/04	992,612	3,371	0	No
04/05	986,702	19,410	2	No
05/06	999,144	2,840	0	No
06/07	852,038	2,616	0	No

#### C. DELINQUENT PARCELS

<u>Year</u>	<u>Reporting Date</u>	<u># of Parcels</u>	<u>Total Amount Due(\$)</u>
01/02	05-08-02	13	33,089
02/03	04-23-03	18	34,828
03/04	05-05-04	7	3,420
04/05	04-21-05	9	19,410
05/06	05-15-06	10	2,863
06/07	05-10-07	15	5,152

#### D. FORECLOSURE

<u># of Parcels</u>	<u>Total Amount of Taxes Due (\$)</u>
0	0
0	0
0	0
0	0
0	0
0	0

#### E. ASSESSED VALUE OF PARCELS

<u>Reporting Date</u>	<u>Appraisal/ Tax Roll</u>	<u>Assessed Value(\$)</u>
07-17-02	Tax Roll	650,384,812
07-01-03	Tax Roll	692,373,057
07-01-04	Tax Roll	786,237,204
07-01-05	Tax Roll	830,731,769
07-01-06	Tax Roll	915,932,305
07-01-07	Tax Roll	1,037,324,465

#### F. MISCELLANEOUS



## 2007 MELLO-ROOS YEARLY FISCAL STATUS REPORT

<u>Date</u>	<u>Amount(\$)</u>	<u>Issuing Entity, County, Type of Debt, Purpose</u>	<u>Rating(s) Enhancmt</u>	<u>Type of Sale</u>	<u>Role, Participant</u>	<u>Maturity Date/ Type</u>	<u>Interest Rate/ Type</u>
07-17-98	\$32,030,000	Roseville Northwest CFD No 1 Placer CDIAC Number: 1998-1532 Limited tax obligation bond Multiple capital improvements, public works Refunding	S:AAA M:Aaa    Ins	Neg	(BC) Nossaman Guthner (FA) Public Financial (EN) FSA (TR) US Bank Corp Trust (UW) Roseville FA	09-01-20 Comb	5.274 TIC

### YEARLY FISCAL STATUS REPORT INFORMATION

#### A. FUND BALANCES

<u>Year</u>	<u>Principal Amt Outstanding(\$)</u>	<u>Minimum Bond Reserve(\$)</u>	<u>Bond Reserve Fund(\$)</u>	<u>Capitalized Interest(\$)</u>	<u>Construction Fund(\$)</u>
01/02	28,315,000	2,367,738	2,390,998	0	0
02/03	27,255,000	2,367,738	2,432,661	0	0
03/04	26,155,000	2,367,738	2,378,552	0	0
04/05	26,155,000	2,367,738	2,425,312	0	0
05/06	25,010,000	2,367,738	2,425,765	0	0
06/07	28,815,000	2,367,738	2,425,867	0	0

#### B. TAX COLLECTION

<u>Taxes Due(\$)</u>	<u>Taxes Unpaid(\$)</u>	<u>Percent</u>	<u>Teeter Plan</u>
2,451,076	272,845	11	No
2,485,874	208,358	8	No
2,245,374	131,844	6	No
2,325,952	93,412	4	No
2,303,804	99,198	4	No
2,572,385	128,330	5	No

#### C. DELINQUENT PARCELS

<u>Year</u>	<u>Reporting Date</u>	<u># of Parcels</u>	<u>Total Amount Due(\$)</u>
01/02	05-08-02	131	1,229,472
02/03	04-23-03	179	1,359,803
03/04	05-05-04	135	481,986
04/05	04-21-05	144	631,378
05/06	05-15-06	151	698,040
06/07	05-10-07	205	795,555

#### D. FORECLOSURE

<u># of Parcels</u>	<u>Total Amount of Taxes Due (\$)</u>
0	0
0	0
0	0
0	0
0	0
0	0

#### E. ASSESSED VALUE OF PARCELS

<u>Reporting Date</u>	<u>Appraisal/ Tax Roll</u>	<u>Assessed Value(\$)</u>
07-17-02	Tax Roll	1,133,770,795
07-01-03	Tax Roll	1,205,986,800
07-01-04	Tax Roll	1,288,538,119
07-01-05	Tax Roll	1,404,450,881
07-01-06	Tax Roll	1,527,273,430
07-01-07	Tax Roll	1,583,278,763

#### F. MISCELLANEOUS



## 2007 MELLO-ROOS YEARLY FISCAL STATUS REPORT

<u>Date</u>	<u>Amount(\$)</u>	<u>Issuing Entity, County, Type of Debt, Purpose</u>	<u>Rating(s) Enhancmt</u>	<u>Type of Sale</u>	<u>Role, Participant</u>	<u>Maturity Date/ Type</u>	<u>Interest Rate/ Type</u>
06-02-05	\$15,000,000	Western Placer Unified School District CFD No 1 Placer CDIAC Number: 2005-0955 Limited tax obligation bond K-12 school facility	S:AAA/A-    Ins	Neg	(BC) Nixon Peabody (FA) Caldwell Flores (EN) XL Capital Assurance (TR) US Bank Natl Assoc (UW) Banc of America Sec	09-01-34 Comb	4.477 NIC

### YEARLY FISCAL STATUS REPORT INFORMATION

#### A. FUND BALANCES

<u>Year</u>	<u>Principal Amt Outstanding(\$)</u>	<u>Minimum Bond Reserve(\$)</u>	<u>Bond Reserve Fund(\$)</u>	<u>Capitalized Interest(\$)</u>	<u>Construction Fund(\$)</u>
06/07	14,825,000	0	0	0	0

#### B. TAX COLLECTION

<u>Taxes Due(\$)</u>	<u>Taxes Unpaid(\$)</u>	<u>Percent</u>	<u>Teeter Plan</u>
2,486,704	128,592	5	No

#### C. DELINQUENT PARCELS

<u>Year</u>	<u>Reporting Date</u>	<u># of Parcels</u>	<u>Total Amount Due(\$)</u>
06/07	06-30-07	129	128,592

#### D. FORECLOSURE

<u># of Parcels</u>	<u>Total Amount of Taxes Due (\$)</u>
0	0

#### E. ASSESSED VALUE OF PARCELS

<u>Reporting Date</u>	<u>Appraisal/ Tax Roll</u>	<u>Assessed Value(\$)</u>
01-01-05	Tax Roll	747,700,580

#### F. MISCELLANEOUS





## 2007 MELLO-ROOS YEARLY FISCAL STATUS REPORT

<u>Date</u>	<u>Amount(\$)</u>	<u>Issuing Entity, County, Type of Debt, Purpose</u>	<u>Rating(s) Enhancmt</u>	<u>Type of Sale</u>	<u>Role, Participant</u>	<u>Maturity Date/ Type</u>	<u>Interest Rate/ Type</u>
11-20-02	\$1,880,000	Alvord Unified School District CFD No 2001-1 Riverside CDIAC Number: 2002-1903 Limited tax obligation bond K-12 school facility WMWD Joint Fac	NR	Neg	(BC) Bowie Arneson Wiles (FA) Northcross Hill Ach (TR) State Street Bank Corp (UW) Stone & Youngberg	09-01-33 Comb	6.187 NIC

### YEARLY FISCAL STATUS REPORT INFORMATION

#### A. FUND BALANCES

<u>Year</u>	<u>Principal Amt Outstanding(\$)</u>	<u>Minimum Bond Reserve(\$)</u>	<u>Bond Reserve Fund(\$)</u>	<u>Capitalized Interest(\$)</u>	<u>Construction Fund(\$)</u>
02/03	1,880,000	139,620	140,837	109,501	1,399,908
03/04	1,880,000	139,620	145,424	0	930,238
04/05	1,850,000	139,620	148,940	0	978,421
05/06	1,820,000	139,620	141,577	0	942,981
06/07	1,790,000	139,620	145,938	0	991,790

#### B. TAX COLLECTION

<u>Taxes Due(\$)</u>	<u>Taxes Unpaid(\$)</u>	<u>Percent</u>	<u>Teeter Plan</u>
0	0	0	No
102,900	0	0	No
154,067	3,220	2	No
169,050	8,855	5	No
169,050	12,880	8	No

#### C. DELINQUENT PARCELS

<u>Year</u>	<u>Reporting Date</u>	<u># of Parcels</u>	<u>Total Amount Due(\$)</u>
02/03		0	0
03/04	06-30-04	0	0
04/05	06-30-05	4	3,220
05/06	06-30-06	6	8,855
06/07	06-30-07	11	23,345

#### D. FORECLOSURE

<u># of Parcels</u>	<u>Total Amount of Taxes Due (\$)</u>
0	0
0	0
0	0
0	0
6	9,660

#### E. ASSESSED VALUE OF PARCELS

<u>Reporting Date</u>	<u>Appraisal/ Tax Roll</u>	<u>Assessed Value(\$)</u>
06-30-03	Appraisal	10,470,000
06-30-04	Tax Roll	21,923,939
07-01-05	Tax Roll	49,996,625
07-01-06	Tax Roll	57,455,722
07-01-07	Tax Roll	60,545,587

#### F. MISCELLANEOUS



## 2007 MELLO-ROOS YEARLY FISCAL STATUS REPORT

<u>Date</u>	<u>Amount(\$)</u>	<u>Issuing Entity, County, Type of Debt, Purpose</u>	<u>Rating(s) Enhancmt</u>	<u>Type of Sale</u>	<u>Role, Participant</u>	<u>Maturity Date/ Type</u>	<u>Interest Rate/ Type</u>
06-03-04	\$1,745,000	Alvord Unified School District CFD No 2002-1 Riverside CDIAC Number: 2003-2207 Limited tax obligation bond K-12 school facility Public School & Wastewater Fac	NR	Neg	(BC) Bowie Arneson Wiles (TR) US Bank Natl Assoc (UW) Stone & Youngberg	09-01-34 Comb	5.951 NIC

### YEARLY FISCAL STATUS REPORT INFORMATION

#### A. FUND BALANCES

<u>Year</u>	<u>Principal Amt Outstanding(\$)</u>	<u>Minimum Bond Reserve(\$)</u>	<u>Bond Reserve Fund(\$)</u>	<u>Capitalized Interest(\$)</u>	<u>Construction Fund(\$)</u>
03/04	1,745,000	124,664	124,664	66,785	1,284,458
04/05	1,745,000	124,664	125,503	0	391,821
05/06	1,715,000	124,664	128,418	0	330,963
06/07	1,685,000	124,664	134,513	0	271,261

#### B. TAX COLLECTION

<u>Year</u>	<u>Taxes Due(\$)</u>	<u>Taxes Unpaid(\$)</u>	<u>Percent</u>	<u>Teeter Plan</u>
03/04	60,320	3,120	5	No
04/05	97,328	2,080	2	No
05/06	178,880	13,520	8	No
06/07	180,960	15,600	9	No

#### C. DELINQUENT PARCELS

<u>Year</u>	<u>Reporting Date</u>	<u># of Parcels</u>	<u>Total Amount Due(\$)</u>
03/04	06-30-04	2	3,120
04/05	06-30-05	2	2,080
05/06	06-30-06	8	13,520
06/07	06-30-07	13	21,840

#### D. FORECLOSURE

<u># of Parcels</u>	<u>Total Amount of Taxes Due (\$)</u>
0	0
0	0
0	0
8	11,440

#### E. ASSESSED VALUE OF PARCELS

<u>Reporting Date</u>	<u>Appraisal/ Tax Roll</u>	<u>Assessed Value(\$)</u>
06-30-04	Tax Roll	20,956,619
07-01-05	Tax Roll	40,358,533
07-01-06	Tax Roll	59,653,106
07-01-07	Tax Roll	64,684,658

#### F. MISCELLANEOUS



## 2007 MELLO-ROOS YEARLY FISCAL STATUS REPORT

<u>Date</u>	<u>Amount(\$)</u>	<u>Issuing Entity, County, Type of Debt, Purpose</u>	<u>Rating(s) Enhancmt</u>	<u>Type of Sale</u>	<u>Role, Participant</u>	<u>Maturity Date/ Type</u>	<u>Interest Rate/ Type</u>
03-15-07	\$4,360,000	Alvord Unified School District CFD No 2006-1 Riverside CDIAC Number: 2006-1066 Limited tax obligation bond Multiple capital improvements, public works Corona, Riverside & Western MWD Tax B	NR	Neg	(BC) Bowie Arneson Wiles (TR) US Bank Natl Assoc (UW) Stone & Youngberg	09-01-36 Comb	5.035 NIC

### YEARLY FISCAL STATUS REPORT INFORMATION

#### A. FUND BALANCES

<u>Year</u>	<u>Principal Amt Outstanding(\$)</u>	<u>Minimum Bond Reserve(\$)</u>	<u>Bond Reserve Fund(\$)</u>	<u>Capitalized Interest(\$)</u>	<u>Construction Fund(\$)</u>
06/07	4,360,000	244,860	246,853	163,611	974,007

#### B. TAX COLLECTION

<u>Taxes Due(\$)</u>	<u>Taxes Unpaid(\$)</u>	<u>Percent</u>	<u>Teeter Plan</u>
63,294	5,877	9	No

#### C. DELINQUENT PARCELS

<u>Year</u>	<u>Reporting Date</u>	<u># of Parcels</u>	<u>Total Amount Due(\$)</u>
06/07	06-30-07	8	5,877

#### D. FORECLOSURE

<u># of Parcels</u>	<u>Total Amount of Taxes Due (\$)</u>
7	4,973

#### E. ASSESSED VALUE OF PARCELS

<u>Reporting Date</u>	<u>Appraisal/ Tax Roll</u>	<u>Assessed Value(\$)</u>
11-30-06	Appraisal	75,290,000

#### F. MISCELLANEOUS



## 2007 MELLO-ROOS YEARLY FISCAL STATUS REPORT

<u>Date</u>	<u>Amount(\$)</u>	<u>Issuing Entity, County, Type of Debt, Purpose</u>	<u>Rating(s) Enhancmt</u>	<u>Type of Sale</u>	<u>Role, Participant</u>	<u>Maturity Date/ Type</u>	<u>Interest Rate/ Type</u>
03-15-07	\$4,560,000	Alvord Unified School District CFD No 2006-1 Riverside CDIAC Number: 2006-1530 Limited tax obligation bond K-12 school facility Tax A	NR	Neg	(BC) Bowie Arneson Wiles (TR) US Bank Natl Assoc (UW) Stone & Youngberg	09-01-36 Comb	5.035 NIC

### YEARLY FISCAL STATUS REPORT INFORMATION

#### A. FUND BALANCES

<u>Year</u>	<u>Principal Amt Outstanding(\$)</u>	<u>Minimum Bond Reserve(\$)</u>	<u>Bond Reserve Fund(\$)</u>	<u>Capitalized Interest(\$)</u>	<u>Construction Fund(\$)</u>
06/07	4,560,000	255,848	257,930	170,731	3,128,788

#### B. TAX COLLECTION

<u>Taxes Due(\$)</u>	<u>Taxes Unpaid(\$)</u>	<u>Percent</u>	<u>Teeter Plan</u>
86,463	8,029	9	No

#### C. DELINQUENT PARCELS

<u>Year</u>	<u>Reporting Date</u>	<u># of Parcels</u>	<u>Total Amount Due(\$)</u>
06/07	06-30-07	8	8,029

#### D. FORECLOSURE

<u># of Parcels</u>	<u>Total Amount of Taxes Due (\$)</u>
7	6,793

#### E. ASSESSED VALUE OF PARCELS

<u>Reporting Date</u>	<u>Appraisal/ Tax Roll</u>	<u>Assessed Value(\$)</u>
11-30-06	Appraisal	75,290,000

#### F. MISCELLANEOUS



## 2007 MELLO-ROOS YEARLY FISCAL STATUS REPORT

<u>Date</u>	<u>Amount(\$)</u>	<u>Issuing Entity, County, Type of Debt, Purpose</u>	<u>Rating(s) Enhancmt</u>	<u>Type of Sale</u>	<u>Role, Participant</u>	<u>Maturity Date/ Type</u>	<u>Interest Rate/ Type</u>
01-27-94	\$1,510,060	Beaumont CFD No 93-1 Riverside CDIAC Number: 1993-1687 Limited tax obligation bond Multiple capital improvements, public works IA No 1	NR	Neg	(BC) McFarlin & Anderson (UW) Beaumont FA	Comb	8.297 NIC

### YEARLY FISCAL STATUS REPORT INFORMATION

#### A. FUND BALANCES

<u>Year</u>	<u>Principal Amt Outstanding(\$)</u>	<u>Minimum Bond Reserve(\$)</u>	<u>Bond Reserve Fund(\$)</u>	<u>Capitalized Interest(\$)</u>	<u>Construction Fund(\$)</u>
01/02	1,339,884	114,885	151,006	0	124,799
02/03	1,335,137	114,685	135,011	0	159,737
03/04	1,330,595	114,685	135,010	0	0
04/05	1,324,482	114,685	126,059	0	0
05/06	1,318,101	0	0	0	0
06/07	1,300,805	0	0	0	0

#### B. TAX COLLECTION

<u>Taxes Due(\$)</u>	<u>Taxes Unpaid(\$)</u>	<u>Percent</u>	<u>Teeter Plan</u>
127,943	0	0	No
127,675	0	0	No
135,017	0	0	No
130,506	0	0	No
129,885	0	0	No
133,230	0	0	No

#### C. DELINQUENT PARCELS

<u>Year</u>	<u>Reporting Date</u>	<u># of Parcels</u>	<u>Total Amount Due(\$)</u>
01/02	07-18-02	0	0
02/03	07-18-03	0	0
03/04	06-30-04	0	0
04/05	06-30-05	0	0
05/06	08-07-06	0	0
06/07	07-30-07	0	0

#### D. FORECLOSURE

<u># of Parcels</u>	<u>Total Amount of Taxes Due (\$)</u>
0	0
0	0
0	0
0	0
0	0
0	0

#### E. ASSESSED VALUE OF PARCELS

<u>Reporting Date</u>	<u>Appraisal/ Tax Roll</u>	<u>Assessed Value(\$)</u>
01-01-02	Tax Roll	832,290
01-01-03	Tax Roll	621,898
01-01-04	Tax Roll	663,500
01-01-05	Tax Roll	882,062
01-01-06	Tax Roll	899,698
01-01-07	Tax Roll	917,688

#### F. MISCELLANEOUS



## 2007 MELLO-ROOS YEARLY FISCAL STATUS REPORT

<u>Date</u>	<u>Amount(\$)</u>	<u>Issuing Entity, County, Type of Debt, Purpose</u>	<u>Rating(s) Enhancmt</u>	<u>Type of Sale</u>	<u>Role, Participant</u>	<u>Maturity Date/ Type</u>	<u>Interest Rate/ Type</u>
01-27-94	\$149,193	Beaumont CFD No 93-1 Riverside CDIAC Number: 1993-1688 Limited tax obligation bond Multiple capital improvements, public works IA No 2	NR	Neg	(BC) McFarlin & Anderson (UW) Beaumont FA	Comb	8.297 NIC

### YEARLY FISCAL STATUS REPORT INFORMATION

#### A. FUND BALANCES

<u>Year</u>	<u>Principal Amt Outstanding(\$)</u>	<u>Minimum Bond Reserve(\$)</u>	<u>Bond Reserve Fund(\$)</u>	<u>Capitalized Interest(\$)</u>	<u>Construction Fund(\$)</u>
01/02	132,380	11,331	14,919	0	12,330
02/03	131,911	11,331	13,339	0	15,782
03/04	131,462	11,331	13,339	0	0
04/05	130,858	11,331	12,455	0	0
05/06	130,228	0	0	0	0
06/07	128,519	0	0	0	0

#### B. TAX COLLECTION

<u>Taxes Due(\$)</u>	<u>Taxes Unpaid(\$)</u>	<u>Percent</u>	<u>Teeter Plan</u>
12,641	0	0	No
14,417	0	0	No
14,745	0	0	No
14,696	0	0	No
14,635	0	0	No
14,966	0	0	No

#### C. DELINQUENT PARCELS

<u>Year</u>	<u>Reporting Date</u>	<u># of Parcels</u>	<u>Total Amount Due(\$)</u>
01/02	07-18-02	0	0
02/03	07-18-03	0	0
03/04	06-30-04	0	0
04/05	06-30-05	0	0
05/06	07-19-06	0	0
06/07	07-30-07	0	0

#### D. FORECLOSURE

<u># of Parcels</u>	<u>Total Amount of Taxes Due (\$)</u>
0	0
0	0
0	0
0	0
0	0
0	0

#### E. ASSESSED VALUE OF PARCELS

<u>Reporting Date</u>	<u>Appraisal/ Tax Roll</u>	<u>Assessed Value(\$)</u>
01-01-02	Tax Roll	19,058
01-01-03	Tax Roll	19,439
01-01-04	Tax Roll	19,645
01-01-05	Tax Roll	4,284,000
01-01-06	Tax Roll	4,369,680
01-01-07	Tax Roll	8,546,784

#### F. MISCELLANEOUS



## 2007 MELLO-ROOS YEARLY FISCAL STATUS REPORT

<u>Date</u>	<u>Amount(\$)</u>	<u>Issuing Entity, County, Type of Debt, Purpose</u>	<u>Rating(s) Enhancmt</u>	<u>Type of Sale</u>	<u>Role, Participant</u>	<u>Maturity Date/ Type</u>	<u>Interest Rate/ Type</u>
03-29-94	\$2,560,000	Beaumont CFD No 93-1 Riverside CDIAC Number: 1993-1690 Limited tax obligation bond Multiple capital improvements, public works IA No 4	NR	Neg	(BC) McFarlin & Anderson (UW) Beaumont FA	Comb	8.27 NIC

### YEARLY FISCAL STATUS REPORT INFORMATION

#### A. FUND BALANCES

<u>Year</u>	<u>Principal Amt Outstanding(\$)</u>	<u>Minimum Bond Reserve(\$)</u>	<u>Bond Reserve Fund(\$)</u>	<u>Capitalized Interest(\$)</u>	<u>Construction Fund(\$)</u>
01/02	2,272,652	194,426	258,000	0	211,571
02/03	2,260,878	194,426	228,884	0	270,802
03/04	2,250,409	194,426	228,883	0	0
04/05	2,237,815	194,426	213,708	0	0
05/06	2,223,711	0	0	0	0
06/07	2,198,151	0	0	0	0

#### B. TAX COLLECTION

<u>Taxes Due(\$)</u>	<u>Taxes Unpaid(\$)</u>	<u>Percent</u>	<u>Teeter Plan</u>
227,338	0	0	No
223,364	0	0	No
225,672	225,672	100	No
225,078	0	0	No
222,323	0	0	No
230,299	0	0	No

#### C. DELINQUENT PARCELS

<u>Year</u>	<u>Reporting Date</u>	<u># of Parcels</u>	<u>Total Amount Due(\$)</u>
01/02	07-18-02	0	0
02/03	07-18-03	0	0
03/04	06-30-04	2	225,672
04/05	06-30-05	0	0
05/06	07-20-06	0	0
06/07	07-30-07	0	0

#### D. FORECLOSURE

<u># of Parcels</u>	<u>Total Amount of Taxes Due (\$)</u>
0	0
0	0
0	0
0	0
0	0
0	0

#### E. ASSESSED VALUE OF PARCELS

<u>Reporting Date</u>	<u>Appraisal/ Tax Roll</u>	<u>Assessed Value(\$)</u>
01-01-02	Tax Roll	2,077,102
01-01-03	Tax Roll	1,274,746
01-01-04	Tax Roll	1,298,430
01-01-05	Tax Roll	3,000,000
01-01-06	Tax Roll	14,000,000
01-01-07	Tax Roll	14,280,000

#### F. MISCELLANEOUS



## 2007 MELLO-ROOS YEARLY FISCAL STATUS REPORT

<u>Date</u>	<u>Amount(\$)</u>	<u>Issuing Entity, County, Type of Debt, Purpose</u>	<u>Rating(s) Enhancmt</u>	<u>Type of Sale</u>	<u>Role, Participant</u>	<u>Maturity Date/ Type</u>	<u>Interest Rate/ Type</u>
01-27-94	\$2,345,669	Beaumont CFD No 93-1 Riverside CDIAC Number: 1993-1691 Limited tax obligation bond Multiple capital improvements, public works IA No 5	NR	Neg	(BC) McFarlin & Anderson (UW) Beaumont FA	Comb	8.297 NIC

### YEARLY FISCAL STATUS REPORT INFORMATION

#### A. FUND BALANCES

<u>Year</u>	<u>Principal Amt Outstanding(\$)</u>	<u>Minimum Bond Reserve(\$)</u>	<u>Bond Reserve Fund(\$)</u>	<u>Capitalized Interest(\$)</u>	<u>Construction Fund(\$)</u>
01/02	2,081,325	178,148	234,567	0	183,857
02/03	2,420,456	178,148	209,721	0	248,130
03/04	2,066,895	178,148	209,720	0	0
04/05	2,057,400	178,148	195,816	0	0
05/06	2,047,487	0	0	0	0
06/07	2,350,115	0	0	0	0

#### B. TAX COLLECTION

<u>Taxes Due(\$)</u>	<u>Taxes Unpaid(\$)</u>	<u>Percent</u>	<u>Teeter Plan</u>
202,059	0	0	No
226,937	0	0	No
232,099	0	0	No
230,760	0	0	No
229,021	0	0	No
235,370	0	0	No

#### C. DELINQUENT PARCELS

<u>Year</u>	<u>Reporting Date</u>	<u># of Parcels</u>	<u>Total Amount Due(\$)</u>
01/02	07-18-02	0	0
02/03	07-18-03	0	0
03/04	06-30-04	0	0
04/05	06-30-05	0	0
05/06	07-20-06	0	0
06/07	07-30-07	0	0

#### D. FORECLOSURE

<u># of Parcels</u>	<u>Total Amount of Taxes Due (\$)</u>
0	0
0	0
0	0
0	0
0	0
0	0

#### E. ASSESSED VALUE OF PARCELS

<u>Reporting Date</u>	<u>Appraisal/ Tax Roll</u>	<u>Assessed Value(\$)</u>
01-01-02	Tax Roll	1,165,720
01-01-03	Tax Roll	3,144,146
01-01-04	Tax Roll	3,202,840
01-01-05	Tax Roll	4,539,207
01-01-06	Tax Roll	30,600,000
01-01-07	Tax Roll	31,211,996

#### F. MISCELLANEOUS





## 2007 MELLO-ROOS YEARLY FISCAL STATUS REPORT

<u>Date</u>	<u>Amount(\$)</u>	<u>Issuing Entity, County, Type of Debt, Purpose</u>	<u>Rating(s) Enhancmt</u>	<u>Type of Sale</u>	<u>Role, Participant</u>	<u>Maturity Date/ Type</u>	<u>Interest Rate/ Type</u>
01-27-94	\$219,219	Beaumont CFD No 93-1 Riverside CDIAC Number: 1993-1693 Limited tax obligation bond Multiple capital improvements, public works IA No 6B	NR	Neg	(BC) McFarlin & Anderson (UW) Beaumont FA	Comb	8.297 NIC

### YEARLY FISCAL STATUS REPORT INFORMATION

#### A. FUND BALANCES

<u>Year</u>	<u>Principal Amt Outstanding(\$)</u>	<u>Minimum Bond Reserve(\$)</u>	<u>Bond Reserve Fund(\$)</u>	<u>Capitalized Interest(\$)</u>	<u>Construction Fund(\$)</u>
01/02	194,514	16,649	21,922	0	18,117
02/03	193,825	16,649	19,600	0	23,189
03/04	193,166	16,649	19,600	0	0
04/05	192,278	16,649	18,300	0	0
05/06	191,352	0	0	0	0
06/07	188,841	0	0	0	0

#### B. TAX COLLECTION

<u>Taxes Due(\$)</u>	<u>Taxes Unpaid(\$)</u>	<u>Percent</u>	<u>Teeter Plan</u>
18,125	0	0	No
19,805	0	0	No
20,292	0	0	No
20,228	0	0	No
20,151	0	0	No
20,640	0	0	No

#### C. DELINQUENT PARCELS

<u>Year</u>	<u>Reporting Date</u>	<u># of Parcels</u>	<u>Total Amount Due(\$)</u>
01/02	07-18-02	0	0
02/03	07-18-03	0	0
03/04	06-30-04	0	0
04/05	06-30-05	0	0
05/06	07-20-06	0	0
06/07	07-30-07	0	0

#### D. FORECLOSURE

<u># of Parcels</u>	<u>Total Amount of Taxes Due (\$)</u>
0	0
0	0
0	0
0	0
0	0
0	0

#### E. ASSESSED VALUE OF PARCELS

<u>Reporting Date</u>	<u>Appraisal/ Tax Roll</u>	<u>Assessed Value(\$)</u>
01-01-02	Tax Roll	514,891
01-01-03	Tax Roll	525,188
01-01-04	Tax Roll	539,022
01-01-05	Tax Roll	545,690
01-01-06	Tax Roll	18,742,537
01-01-07	Tax Roll	38,616,493

#### F. MISCELLANEOUS



## 2007 MELLO-ROOS YEARLY FISCAL STATUS REPORT

<u>Date</u>	<u>Amount(\$)</u>	<u>Issuing Entity, County, Type of Debt, Purpose</u>	<u>Rating(s) Enhancmt</u>	<u>Type of Sale</u>	<u>Role, Participant</u>	<u>Maturity Date/ Type</u>	<u>Interest Rate/ Type</u>
07-31-96	\$350,000	Beaumont CFD No 93-1 Riverside CDIAC Number: 1995-1440 Limited tax obligation bond Multiple capital improvements, public works IA No 5 Federally Taxable	NR	Neg	(BC) McFarlin & Anderson (TR) BNY Western Trust (UW) Beaumont FA	09-01-25 Serial	6.875 NIC

### YEARLY FISCAL STATUS REPORT INFORMATION

#### A. FUND BALANCES

<u>Year</u>	<u>Principal Amt Outstanding(\$)</u>	<u>Minimum Bond Reserve(\$)</u>	<u>Bond Reserve Fund(\$)</u>	<u>Capitalized Interest(\$)</u>	<u>Construction Fund(\$)</u>	<u>Taxes Due(\$)</u>	<u>Taxes Unpaid(\$)</u>	<u>Percent</u>	<u>Teeter Plan</u>
01/02	350,000	32,014	32,014	0	0	26,990	0	0	No
02/03	346,505	32,014	32,014	0	0	226,937	0	0	No
03/04	342,776	32,014	32,014	0	0	232,099	0	0	No
04/05	342,077	32,014	32,014	0	0	230,760	0	0	No
05/06	341,145	0	0	0	0	229,021	0	0	No
06/07	341,145	0	0	0	0	235,370	0	0	No

#### B. TAX COLLECTION

#### C. DELINQUENT PARCELS

<u>Year</u>	<u>Reporting Date</u>	<u># of Parcels</u>	<u>Total Amount Due(\$)</u>	<u># of Parcels</u>	<u>Total Amount of Taxes Due (\$)</u>	<u>Reporting Date</u>	<u>Appraisal/ Tax Roll</u>	<u>Assessed Value(\$)</u>
01/02		0	0	0	0	01-01-02	Tax Roll	1,165,720
02/03	07-18-03	0	0	0	0	01-01-03	Tax Roll	3,144,146
03/04	06-30-04	0	0	0	0	01-01-04	Tax Roll	3,202,840
04/05	06-30-05	0	0	0	0	01-01-05	Tax Roll	4,539,207
05/06	07-20-06	0	0	0	0	01-01-06	Tax Roll	30,600,000
06/07	07-30-07	0	0	0	0	01-01-07	Tax Roll	31,211,996

#### D. FORECLOSURE

#### E. ASSESSED VALUE OF PARCELS

#### F. MISCELLANEOUS



## 2007 MELLO-ROOS YEARLY FISCAL STATUS REPORT

<u>Date</u>	<u>Amount(\$)</u>	<u>Issuing Entity, County, Type of Debt, Purpose</u>	<u>Rating(s) Enhancmt</u>	<u>Type of Sale</u>	<u>Role, Participant</u>	<u>Maturity Date/ Type</u>	<u>Interest Rate/ Type</u>
12-04-03	\$10,930,000	Beaumont CFD No 93-1 Riverside CDIAC Number: 2003-1884 Limited tax obligation bond Flood control, storm drainage IA No 17A Federally Taxable	NR	Neg	(BC) McFarlin & Anderson (FA) Rod Gunn (TR) Union Bank of CA (UW) Beaumont FA	09-01-34 Comb	5.917 NIC

### YEARLY FISCAL STATUS REPORT INFORMATION

#### A. FUND BALANCES

<u>Year</u>	<u>Principal Amt Outstanding(\$)</u>	<u>Minimum Bond Reserve(\$)</u>	<u>Bond Reserve Fund(\$)</u>	<u>Capitalized Interest(\$)</u>	<u>Construction Fund(\$)</u>
03/04	10,930,000	917,000	919,141	305,284	5,851,118
04/05	10,930,000	917,000	924,886	0	1,193,097
05/06	10,930,000	0	0	0	1,193,097
06/07	10,905,000	0	0	0	985,281

#### B. TAX COLLECTION

<u>Taxes Due(\$)</u>	<u>Taxes Unpaid(\$)</u>	<u>Percent</u>	<u>Teeter Plan</u>
0	0	0	No
681,801	0	0	No
763,815	16,043	2	No
807,957	64,162	8	No

#### C. DELINQUENT PARCELS

<u>Year</u>	<u>Reporting Date</u>	<u># of Parcels</u>	<u>Total Amount Due(\$)</u>
03/04	06-30-04	0	0
04/05	06-30-05	0	0
05/06	07-20-06	16	16,043
06/07	07-30-07	52	67,970

#### D. FORECLOSURE

<u># of Parcels</u>	<u>Total Amount of Taxes Due (\$)</u>
0	0
0	0
0	0
0	0

#### E. ASSESSED VALUE OF PARCELS

<u>Reporting Date</u>	<u>Appraisal/ Tax Roll</u>	<u>Assessed Value(\$)</u>
01-01-04	Tax Roll	786,987
01-01-05	Tax Roll	28,638,499
01-01-06	Tax Roll	130,338,718
01-01-07	Tax Roll	206,327,277

#### F. MISCELLANEOUS

Reserve Fund Minimum & Bond Reserve is held at the Authority Level.



## 2007 MELLO-ROOS YEARLY FISCAL STATUS REPORT

<u>Date</u>	<u>Amount(\$)</u>	<u>Issuing Entity, County, Type of Debt, Purpose</u>	<u>Rating(s) Enhancmt</u>	<u>Type of Sale</u>	<u>Role, Participant</u>	<u>Maturity Date/ Type</u>	<u>Interest Rate/ Type</u>
03-31-04	\$4,735,000	Beaumont CFD No 93-1 Riverside CDIAC Number: 2004-0127 Limited tax obligation bond Flood control, storm drainage IA No 18 Federally Taxable	NR	Neg	(BC) McFarlin & Anderson (FA) Rod Gunn (TR) Union Bank of CA (UW) Beaumont FA	09-01-34 Comb	7.11 TIC

### YEARLY FISCAL STATUS REPORT INFORMATION

#### A. FUND BALANCES

<u>Year</u>	<u>Principal Amt Outstanding(\$)</u>	<u>Minimum Bond Reserve(\$)</u>	<u>Bond Reserve Fund(\$)</u>	<u>Capitalized Interest(\$)</u>	<u>Construction Fund(\$)</u>
03/04	4,735,000	343,425	343,671	97,512	2,646,399
04/05	4,735,000	343,425	346,416	0	1,631,793
05/06	4,735,000	0	0	0	1,601,257
06/07	4,375,000	0	0	0	1,652,732

#### B. TAX COLLECTION

<u>Taxes Due(\$)</u>	<u>Taxes Unpaid(\$)</u>	<u>Percent</u>	<u>Teeter Plan</u>
0	0	0	No
516,184	0	0	No
325,628	11,705	4	No
454,632	60,954	13	No

#### C. DELINQUENT PARCELS

<u>Year</u>	<u>Reporting Date</u>	<u># of Parcels</u>	<u>Total Amount Due(\$)</u>
03/04	06-30-04	0	0
04/05	06-30-05	0	0
05/06	07-20-06	12	11,705
06/07	07-30-07	39	66,062

#### D. FORECLOSURE

<u># of Parcels</u>	<u>Total Amount of Taxes Due (\$)</u>
0	0
0	0
0	0
0	0

#### E. ASSESSED VALUE OF PARCELS

<u>Reporting Date</u>	<u>Appraisal/ Tax Roll</u>	<u>Assessed Value(\$)</u>
01-01-04	Tax Roll	5,000,000
01-01-05	Tax Roll	10,750,774
01-01-06	Tax Roll	60,627,430
01-01-07	Tax Roll	78,794,669

#### F. MISCELLANEOUS

Reserve Fund Minimum & Bond Reserve is held at the Authority Level.



## 2007 MELLO-ROOS YEARLY FISCAL STATUS REPORT

<u>Date</u>	<u>Amount(\$)</u>	<u>Issuing Entity, County, Type of Debt, Purpose</u>	<u>Rating(s) Enhancmt</u>	<u>Type of Sale</u>	<u>Role, Participant</u>	<u>Maturity Date/ Type</u>	<u>Interest Rate/ Type</u>
08-26-04	\$5,980,000	Beaumont CFD No 93-1 Riverside CDIAC Number: 2004-0887 Limited tax obligation bond Flood control, storm drainage IA No 16	NR	Neg	(BC) McFarlin & Anderson (FA) Rod Gunn (TR) Union Bank of CA (UW) Beaumont FA	09-01-34 Comb	6.002 NIC

### YEARLY FISCAL STATUS REPORT INFORMATION

#### A. FUND BALANCES

<u>Year</u>	<u>Principal Amt Outstanding(\$)</u>	<u>Minimum Bond Reserve(\$)</u>	<u>Bond Reserve Fund(\$)</u>	<u>Capitalized Interest(\$)</u>	<u>Construction Fund(\$)</u>
04/05	5,980,000	456,888	460,564	0	2,360,514
05/06	5,980,000	0	0	0	1,250,246
06/07	5,980,000	0	0	0	2,205,846

#### B. TAX COLLECTION

<u>Year</u>	<u>Taxes Due(\$)</u>	<u>Taxes Unpaid(\$)</u>	<u>Percent</u>	<u>Teeter Plan</u>
04/05	516,184	0	0	No
05/06	358,150	0	0	No
06/07	545,624	27,886	5	No

#### C. DELINQUENT PARCELS

<u>Year</u>	<u>Reporting Date</u>	<u># of Parcels</u>	<u>Total Amount Due(\$)</u>
04/05	06-30-05	0	0
05/06	07-20-06	0	0
06/07	07-30-07	18	27,886

#### D. FORECLOSURE

<u># of Parcels</u>	<u>Total Amount of Taxes Due (\$)</u>
0	0
0	0
0	0

#### E. ASSESSED VALUE OF PARCELS

<u>Reporting Date</u>	<u>Appraisal/ Tax Roll</u>	<u>Assessed Value(\$)</u>
01-01-05	Appraisal	15,000,000
01-01-06	Tax Roll	31,542,799
01-01-07	Tax Roll	72,795,758

#### F. MISCELLANEOUS

Reserve Fund Minimum & Bond Reserve is held at the Authority Level.



## 2007 MELLO-ROOS YEARLY FISCAL STATUS REPORT

<u>Date</u>	<u>Amount(\$)</u>	<u>Issuing Entity, County, Type of Debt, Purpose</u>	<u>Rating(s) Enhancmt</u>	<u>Type of Sale</u>	<u>Role, Participant</u>	<u>Maturity Date/ Type</u>	<u>Interest Rate/ Type</u>
01-27-05	\$8,685,000	Beaumont CFD No 93-1 Riverside CDIAC Number: 2004-1593 Limited tax obligation bond Flood control, storm drainage IA No 8A Federally Taxable	NR	Neg	(BC) McFarlin & Anderson (FA) Rod Gunn (TR) Union Bank of CA (UW) Beaumont FA	09-01-35 Comb	5.427 NIC

### YEARLY FISCAL STATUS REPORT INFORMATION

#### A. FUND BALANCES

<u>Year</u>	<u>Principal Amt Outstanding(\$)</u>	<u>Minimum Bond Reserve(\$)</u>	<u>Bond Reserve Fund(\$)</u>	<u>Capitalized Interest(\$)</u>	<u>Construction Fund(\$)</u>
04/05	8,685,000	624,425	628,687	0	5,426,965
05/06	8,685,000	0	0	0	4,634,188
06/07	8,805,000	0	0	0	3,162,365

#### B. TAX COLLECTION

<u>Year</u>	<u>Taxes Due(\$)</u>	<u>Taxes Unpaid(\$)</u>	<u>Percent</u>	<u>Teeter Plan</u>
04/05	516,184	0	0	No
05/06	0	0	0	No
06/07	572,748	46,198	8	No

#### C. DELINQUENT PARCELS

<u>Year</u>	<u>Reporting Date</u>	<u># of Parcels</u>	<u>Total Amount Due(\$)</u>
04/05	06-30-05	0	0
05/06	07-20-06	0	0
06/07	07-30-07	44	46,198

#### D. FORECLOSURE

<u># of Parcels</u>	<u>Total Amount of Taxes Due (\$)</u>
0	0
0	0
0	0

#### E. ASSESSED VALUE OF PARCELS

<u>Reporting Date</u>	<u>Appraisal/ Tax Roll</u>	<u>Assessed Value(\$)</u>
01-01-05	Appraisal	29,000,000
01-01-06	Tax Roll	86,554,870
01-01-07	Tax Roll	150,954,751

#### F. MISCELLANEOUS

Reserve Fund Minimum & Bond Reserve is held at the Authority Level.



## 2007 MELLO-ROOS YEARLY FISCAL STATUS REPORT

<u>Date</u>	<u>Amount(\$)</u>	<u>Issuing Entity, County, Type of Debt, Purpose</u>	<u>Rating(s) Enhancmt</u>	<u>Type of Sale</u>	<u>Role, Participant</u>	<u>Maturity Date/ Type</u>	<u>Interest Rate/ Type</u>
12-09-04	\$22,830,000	Beaumont CFD No 93-1 Riverside CDIAC Number: 2004-1681 Limited tax obligation bond Flood control, storm drainage IA No 19A Federally Taxable	NR	Neg	(BC) McFarlin & Anderson (FA) Rod Gunn (TR) Union Bank of CA (UW) Beaumont FA	09-01-35 Serial	5.634 NIC

### YEARLY FISCAL STATUS REPORT INFORMATION

#### A. FUND BALANCES

<u>Year</u>	<u>Principal Amt Outstanding(\$)</u>	<u>Minimum Bond Reserve(\$)</u>	<u>Bond Reserve Fund(\$)</u>	<u>Capitalized Interest(\$)</u>	<u>Construction Fund(\$)</u>
04/05	22,830,000	1,648,649	1,663,684	0	11,885,936
05/06	22,830,000	0	0	0	5,406,621
06/07	22,640,000	0	0	0	5,331,619

#### B. TAX COLLECTION

<u>Taxes Due(\$)</u>	<u>Taxes Unpaid(\$)</u>	<u>Percent</u>	<u>Teeter Plan</u>
0	0	0	No
1,479,976	0	0	No
1,742,004	181,474	10	No

#### C. DELINQUENT PARCELS

<u>Year</u>	<u>Reporting Date</u>	<u># of Parcels</u>	<u>Total Amount Due(\$)</u>
04/05	06-30-05	0	0
05/06	07-20-06	0	0
06/07	07-30-07	78	181,474

#### D. FORECLOSURE

<u># of Parcels</u>	<u>Total Amount of Taxes Due (\$)</u>
0	0
0	0
0	0

#### E. ASSESSED VALUE OF PARCELS

<u>Reporting Date</u>	<u>Appraisal/ Tax Roll</u>	<u>Assessed Value(\$)</u>
01-01-05	Appraisal	48,000,000
01-01-06	Tax Roll	144,815,250
01-01-07	Tax Roll	232,010,330

#### F. MISCELLANEOUS

Reserve Fund Minimum & Bond Reserve is held at the Authority Level.



## 2007 MELLO-ROOS YEARLY FISCAL STATUS REPORT

<u>Date</u>	<u>Amount(\$)</u>	<u>Issuing Entity, County, Type of Debt, Purpose</u>	<u>Rating(s) Enhancmt</u>	<u>Type of Sale</u>	<u>Role, Participant</u>	<u>Maturity Date/ Type</u>	<u>Interest Rate/ Type</u>
02-02-05	\$18,325,000	Beaumont CFD No 93-1 Riverside CDIAC Number: 2005-0152 Limited tax obligation bond Flood control, storm drainage IA No 6A1 Federally Taxable	NR	Neg	(BC) McFarlin & Anderson (FA) Rod Gunn (TR) Union Bank of CA (UW) Beaumont FA	09-01-35 Comb	5.591 NIC

### YEARLY FISCAL STATUS REPORT INFORMATION

#### A. FUND BALANCES

<u>Year</u>	<u>Principal Amt Outstanding(\$)</u>	<u>Minimum Bond Reserve(\$)</u>	<u>Bond Reserve Fund(\$)</u>	<u>Capitalized Interest(\$)</u>	<u>Construction Fund(\$)</u>
04/05	18,325,000	1,341,558	1,349,292	0	9,680,768
05/06	18,325,000	0	0	0	1,712,438
06/07	18,210,000	0	0	0	1,400,042

#### B. TAX COLLECTION

<u>Taxes Due(\$)</u>	<u>Taxes Unpaid(\$)</u>	<u>Percent</u>	<u>Teeter Plan</u>
0	0	0	No
1,150,039	0	0	No
2,270,852	101,792	4	No

#### C. DELINQUENT PARCELS

<u>Year</u>	<u>Reporting Date</u>	<u># of Parcels</u>	<u>Total Amount Due(\$)</u>
04/05	06-30-05	0	0
05/06	07-20-06	0	0
06/07	07-30-07	50	101,792

#### D. FORECLOSURE

<u># of Parcels</u>	<u>Total Amount of Taxes Due (\$)</u>
0	0
0	0
0	0

#### E. ASSESSED VALUE OF PARCELS

<u>Reporting Date</u>	<u>Appraisal/ Tax Roll</u>	<u>Assessed Value(\$)</u>
01-01-05	Appraisal	86,650,000
01-01-06	Tax Roll	68,290,118
01-01-07	Tax Roll	287,788,934

#### F. MISCELLANEOUS

Reserve Fund Minimum & Bond Reserve is held at the Authority Level.





## 2007 MELLO-ROOS YEARLY FISCAL STATUS REPORT

<u>Date</u>	<u>Amount(\$)</u>	<u>Issuing Entity, County, Type of Debt, Purpose</u>	<u>Rating(s) Enhancmt</u>	<u>Type of Sale</u>	<u>Role, Participant</u>	<u>Maturity Date/ Type</u>	<u>Interest Rate/ Type</u>
06-15-05	\$12,280,000	Beaumont CFD No 93-1 Riverside CDIAC Number: 2005-1184 Limited tax obligation bond Multiple capital improvements, public works IA No 7A	NR	Neg	(BC) McFarlin & Anderson (FA) Rod Gunn (TR) Union Bank of CA (UW) Beaumont FA	09-01-35 Comb	5.328 NIC

### YEARLY FISCAL STATUS REPORT INFORMATION

#### A. FUND BALANCES

<u>Year</u>	<u>Principal Amt Outstanding(\$)</u>	<u>Minimum Bond Reserve(\$)</u>	<u>Bond Reserve Fund(\$)</u>	<u>Capitalized Interest(\$)</u>	<u>Construction Fund(\$)</u>
04/05	12,280,000	1,110,866	1,110,866	0	9,996,603
05/06	12,280,000	0	0	0	5,243,648
06/07	12,280,000	0	0	0	4,518,886

#### B. TAX COLLECTION

<u>Year</u>	<u>Taxes Due(\$)</u>	<u>Taxes Unpaid(\$)</u>	<u>Percent</u>	<u>Teeter Plan</u>
04/05	0	0	0	No
05/06	336,517	0	0	No
06/07	856,314	20,030	2	No

#### C. DELINQUENT PARCELS

<u>Year</u>	<u>Reporting Date</u>	<u># of Parcels</u>	<u>Total Amount Due(\$)</u>
04/05	06-30-05	0	0
05/06	07-20-06	0	0
06/07	07-30-07	15	20,030

#### D. FORECLOSURE

<u># of Parcels</u>	<u>Total Amount of Taxes Due (\$)</u>
0	0
0	0
0	0

#### E. ASSESSED VALUE OF PARCELS

<u>Reporting Date</u>	<u>Appraisal/ Tax Roll</u>	<u>Assessed Value(\$)</u>
01-01-05	Appraisal	39,000,000
01-01-06	Tax Roll	71,403,230
01-01-07	Tax Roll	171,008,230

#### F. MISCELLANEOUS

Reserve Fund Minimum & Bond Reserve is held at the Authority Level.



## 2007 MELLO-ROOS YEARLY FISCAL STATUS REPORT

<u>Date</u>	<u>Amount(\$)</u>	<u>Issuing Entity, County, Type of Debt, Purpose</u>	<u>Rating(s) Enhancmt</u>	<u>Type of Sale</u>	<u>Role, Participant</u>	<u>Maturity Date/ Type</u>	<u>Interest Rate/ Type</u>
12-01-05	\$19,155,000	Beaumont CFD No 93-1 Riverside CDIAC Number: 2005-1601 Limited tax obligation bond Multiple capital improvements, public works IA No 6A1 Federally Taxable	NR	Neg	(BC) McFarlin & Anderson (FA) Rod Gunn (TR) Union Bank of CA (UW) Beaumont FA	09-01-35 Comb	5.475 NIC

### YEARLY FISCAL STATUS REPORT INFORMATION

#### A. FUND BALANCES

<u>Year</u>	<u>Principal Amt Outstanding(\$)</u>	<u>Minimum Bond Reserve(\$)</u>	<u>Bond Reserve Fund(\$)</u>	<u>Capitalized Interest(\$)</u>	<u>Construction Fund(\$)</u>
05/06	19,155,000	0	0	0	7,201,542
06/07	19,155,000	0	0	0	6,530,123

#### B. TAX COLLECTION

<u>Taxes Due(\$)</u>	<u>Taxes Unpaid(\$)</u>	<u>Percent</u>	<u>Teeter Plan</u>
1,150,039	0	0	No
2,270,852	101,792	4	No

#### C. DELINQUENT PARCELS

<u>Year</u>	<u>Reporting Date</u>	<u># of Parcels</u>	<u>Total Amount Due(\$)</u>
05/06	07-20-06	0	0
06/07	07-30-07	50	101,792

#### D. FORECLOSURE

<u># of Parcels</u>	<u>Total Amount of Taxes Due (\$)</u>
0	0
0	0

#### E. ASSESSED VALUE OF PARCELS

<u>Reporting Date</u>	<u>Appraisal/ Tax Roll</u>	<u>Assessed Value(\$)</u>
10-03-05	Appraisal	106,275,000
01-01-07	Tax Roll	287,788,934

#### F. MISCELLANEOUS



## 2007 MELLO-ROOS YEARLY FISCAL STATUS REPORT

<u>Date</u>	<u>Amount(\$)</u>	<u>Issuing Entity, County, Type of Debt, Purpose</u>	<u>Rating(s) Enhancmt</u>	<u>Type of Sale</u>	<u>Role, Participant</u>	<u>Maturity Date/ Type</u>	<u>Interest Rate/ Type</u>
05-23-06	\$14,220,000	Beaumont CFD No 93-1 Riverside CDIAC Number: 2006-0508 Limited tax obligation bond Multiple capital improvements, public works IA No 19C Federally Taxable	NR	Neg	(BC) McFarlin & Anderson (FA) Rod Gunn (TR) Union Bank of CA (UW) Beaumont FA	09-01-36 Comb	5.324 NIC

### YEARLY FISCAL STATUS REPORT INFORMATION

#### A. FUND BALANCES

<u>Year</u>	<u>Principal Amt Outstanding(\$)</u>	<u>Minimum Bond Reserve(\$)</u>	<u>Bond Reserve Fund(\$)</u>	<u>Capitalized Interest(\$)</u>	<u>Construction Fund(\$)</u>
05/06	14,220,000	0	0	0	11,908,501
06/07	14,220,000	0	0	0	4,409,541

#### B. TAX COLLECTION

<u>Taxes Due(\$)</u>	<u>Taxes Unpaid(\$)</u>	<u>Percent</u>	<u>Teeter Plan</u>
0	0	0	No
798,461	0	0	No

#### C. DELINQUENT PARCELS

<u>Year</u>	<u>Reporting Date</u>	<u># of Parcels</u>	<u>Total Amount Due(\$)</u>
05/06	07-20-06	0	0
06/07	07-30-07	0	0

#### D. FORECLOSURE

<u># of Parcels</u>	<u>Total Amount of Taxes Due (\$)</u>
0	0
0	0

#### E. ASSESSED VALUE OF PARCELS

<u>Reporting Date</u>	<u>Appraisal/ Tax Roll</u>	<u>Assessed Value(\$)</u>
04-06-06	Appraisal	66,700,000
01-01-07	Tax Roll	47,678,888

#### F. MISCELLANEOUS



## 2007 MELLO-ROOS YEARLY FISCAL STATUS REPORT

<u>Date</u>	<u>Amount(\$)</u>	<u>Issuing Entity, County, Type of Debt, Purpose</u>	<u>Rating(s) Enhancmt</u>	<u>Type of Sale</u>	<u>Role, Participant</u>	<u>Maturity Date/ Type</u>	<u>Interest Rate/ Type</u>
11-16-06	\$7,110,000	Beaumont CFD No 93-1 Riverside CDIAC Number: 2006-1346 Limited tax obligation bond Multiple capital improvements, public works IA No 8B Sundance Federally Taxable	NR	Neg	(BC) McFarlin & Anderson (FA) Rod Gunn (TR) Union Bank of CA (UW) Beaumont FA	09-01-37 Comb	5.025 NIC

### YEARLY FISCAL STATUS REPORT INFORMATION

#### A. FUND BALANCES

<u>Year</u>	<u>Principal Amt Outstanding(\$)</u>	<u>Minimum Bond Reserve(\$)</u>	<u>Bond Reserve Fund(\$)</u>	<u>Capitalized Interest(\$)</u>	<u>Construction Fund(\$)</u>
06/07	7,110,000	0	0	182,936	4,439,709

#### B. TAX COLLECTION

<u>Taxes Due(\$)</u>	<u>Taxes Unpaid(\$)</u>	<u>Percent</u>	<u>Teeter Plan</u>
0	0	0	No

#### C. DELINQUENT PARCELS

<u>Year</u>	<u>Reporting Date</u>	<u># of Parcels</u>	<u>Total Amount Due(\$)</u>
06/07	07-30-07	0	0

#### D. FORECLOSURE

<u># of Parcels</u>	<u>Total Amount of Taxes Due (\$)</u>
0	0

#### E. ASSESSED VALUE OF PARCELS

<u>Reporting Date</u>	<u>Appraisal/ Tax Roll</u>	<u>Assessed Value(\$)</u>
01-01-07	Tax Roll	29,996,327

#### F. MISCELLANEOUS



## 2007 MELLO-ROOS YEARLY FISCAL STATUS REPORT

<u>Date</u>	<u>Amount(\$)</u>	<u>Issuing Entity, County, Type of Debt, Purpose</u>	<u>Rating(s) Enhancmt</u>	<u>Type of Sale</u>	<u>Role, Participant</u>	<u>Maturity Date/ Type</u>	<u>Interest Rate/ Type</u>
01-18-07	\$4,640,000	Beaumont CFD No 93-1 Riverside CDIAC Number: 2006-1587 Limited tax obligation bond Multiple capital improvements, public works IA No 3 Federally Taxable	S:AAA M:Aaa  Ins	Neg	(BC) McFarlin & Anderson (FA) Rod Gunn (EN) Ambac (TR) Union Bank of CA (UW) Beaumont FA	09-01-32 Comb	4.449 NIC

### YEARLY FISCAL STATUS REPORT INFORMATION

#### A. FUND BALANCES

<u>Year</u>	<u>Principal Amt Outstanding(\$)</u>	<u>Minimum Bond Reserve(\$)</u>	<u>Bond Reserve Fund(\$)</u>	<u>Capitalized Interest(\$)</u>	<u>Construction Fund(\$)</u>
06/07	4,640,000	0	0	0	482,921

#### B. TAX COLLECTION

<u>Taxes Due(\$)</u>	<u>Taxes Unpaid(\$)</u>	<u>Percent</u>	<u>Teeter Plan</u>
343,662	25,031	7	No

#### C. DELINQUENT PARCELS

<u>Year</u>	<u>Reporting Date</u>	<u># of Parcels</u>	<u>Total Amount Due(\$)</u>
06/07	07-30-07	56	29,137

#### D. FORECLOSURE

<u># of Parcels</u>	<u>Total Amount of Taxes Due (\$)</u>
0	0

#### E. ASSESSED VALUE OF PARCELS

<u>Reporting Date</u>	<u>Appraisal/ Tax Roll</u>	<u>Assessed Value(\$)</u>
01-01-07	Tax Roll	133,529,521

#### F. MISCELLANEOUS



## 2007 MELLO-ROOS YEARLY FISCAL STATUS REPORT

<u>Date</u>	<u>Amount(\$)</u>	<u>Issuing Entity, County, Type of Debt, Purpose</u>	<u>Rating(s) Enhancmt</u>	<u>Type of Sale</u>	<u>Role, Participant</u>	<u>Maturity Date/ Type</u>	<u>Interest Rate/ Type</u>
01-18-07	\$1,845,000	Beaumont CFD No 93-1 Riverside CDIAC Number: 2006-1588 Limited tax obligation bond Multiple capital improvements, public works IA No 11 Federally Taxable	S:AAA M:Aaa  Ins	Neg	(BC) McFarlin & Anderson (FA) Rod Gunn (EN) Ambac (TR) Union Bank of CA (UW) Beaumont FA	09-01-32 Comb	4.45 NIC

### YEARLY FISCAL STATUS REPORT INFORMATION

#### A. FUND BALANCES

<u>Year</u>	<u>Principal Amt Outstanding(\$)</u>	<u>Minimum Bond Reserve(\$)</u>	<u>Bond Reserve Fund(\$)</u>	<u>Capitalized Interest(\$)</u>	<u>Construction Fund(\$)</u>
06/07	1,845,000	0	0	0	192,023

#### B. TAX COLLECTION

<u>Taxes Due(\$)</u>	<u>Taxes Unpaid(\$)</u>	<u>Percent</u>	<u>Teeter Plan</u>
164,167	17,298	11	No

#### C. DELINQUENT PARCELS

<u>Year</u>	<u>Reporting Date</u>	<u># of Parcels</u>	<u>Total Amount Due(\$)</u>
06/07	07-30-07	24	20,365

#### D. FORECLOSURE

<u># of Parcels</u>	<u>Total Amount of Taxes Due (\$)</u>
0	0

#### E. ASSESSED VALUE OF PARCELS

<u>Reporting Date</u>	<u>Appraisal/ Tax Roll</u>	<u>Assessed Value(\$)</u>
01-01-07	Tax Roll	46,573,477

#### F. MISCELLANEOUS



## 2007 MELLO-ROOS YEARLY FISCAL STATUS REPORT

<u>Date</u>	<u>Amount(\$)</u>	<u>Issuing Entity, County, Type of Debt, Purpose</u>	<u>Rating(s) Enhancmt</u>	<u>Type of Sale</u>	<u>Role, Participant</u>	<u>Maturity Date/ Type</u>	<u>Interest Rate/ Type</u>
01-18-07	\$12,835,000	Beaumont CFD No 93-1 Riverside CDIAC Number: 2006-1589 Limited tax obligation bond Multiple capital improvements, public works IA No 14 Federally Taxable	S:AAA M:Aaa  Ins	Neg	(BC) McFarlin & Anderson (FA) Rod Gunn (EN) Ambac (TR) Union Bank of CA (UW) Beaumont FA	09-01-32 Comb	4.451 NIC

### YEARLY FISCAL STATUS REPORT INFORMATION

#### A. FUND BALANCES

<u>Year</u>	<u>Principal Amt Outstanding(\$)</u>	<u>Minimum Bond Reserve(\$)</u>	<u>Bond Reserve Fund(\$)</u>	<u>Capitalized Interest(\$)</u>	<u>Construction Fund(\$)</u>
06/07	12,835,000	0	0	0	1,335,838

#### B. TAX COLLECTION

<u>Taxes Due(\$)</u>	<u>Taxes Unpaid(\$)</u>	<u>Percent</u>	<u>Teeter Plan</u>
2,772,436	86,426	3	No

#### C. DELINQUENT PARCELS

<u>Year</u>	<u>Reporting Date</u>	<u># of Parcels</u>	<u>Total Amount Due(\$)</u>
06/07	07-30-07	121	106,003

#### D. FORECLOSURE

<u># of Parcels</u>	<u>Total Amount of Taxes Due (\$)</u>
0	0

#### E. ASSESSED VALUE OF PARCELS

<u>Reporting Date</u>	<u>Appraisal/ Tax Roll</u>	<u>Assessed Value(\$)</u>
01-01-05	Tax Roll	573,804,496

#### F. MISCELLANEOUS



## 2007 MELLO-ROOS YEARLY FISCAL STATUS REPORT

<u>Date</u>	<u>Amount(\$)</u>	<u>Issuing Entity, County, Type of Debt, Purpose</u>	<u>Rating(s) Enhancmt</u>	<u>Type of Sale</u>	<u>Role, Participant</u>	<u>Maturity Date/ Type</u>	<u>Interest Rate/ Type</u>
01-18-07	\$5,000,000	Beaumont CFD No 93-1 Riverside CDIAC Number: 2006-1590 Limited tax obligation bond Multiple capital improvements, public works IA No 14B Federally Taxable	S:AAA M:Aaa  Ins	Neg	(BC) McFarlin & Anderson (FA) Rod Gunn (EN) Ambac (TR) Union Bank of CA (UW) Beaumont FA	09-01-37 Comb	4.525 NIC

### YEARLY FISCAL STATUS REPORT INFORMATION

#### A. FUND BALANCES

<u>Year</u>	<u>Principal Amt Outstanding(\$)</u>	<u>Minimum Bond Reserve(\$)</u>	<u>Bond Reserve Fund(\$)</u>	<u>Capitalized Interest(\$)</u>	<u>Construction Fund(\$)</u>
06/07	5,000,000	0	0	0	5,000,000

#### B. TAX COLLECTION

<u>Taxes Due(\$)</u>	<u>Taxes Unpaid(\$)</u>	<u>Percent</u>	<u>Teeter Plan</u>
0	0	0	No

#### C. DELINQUENT PARCELS

<u>Year</u>	<u>Reporting Date</u>	<u># of Parcels</u>	<u>Total Amount Due(\$)</u>
06/07	07-30-07	0	0

#### D. FORECLOSURE

<u># of Parcels</u>	<u>Total Amount of Taxes Due (\$)</u>
0	0

#### E. ASSESSED VALUE OF PARCELS

<u>Reporting Date</u>	<u>Appraisal/ Tax Roll</u>	<u>Assessed Value(\$)</u>
01-01-07	Tax Roll	105,877,823

#### F. MISCELLANEOUS





## 2007 MELLO-ROOS YEARLY FISCAL STATUS REPORT

<u>Date</u>	<u>Amount(\$)</u>	<u>Issuing Entity, County, Type of Debt, Purpose</u>	<u>Rating(s) Enhancmt</u>	<u>Type of Sale</u>	<u>Role, Participant</u>	<u>Maturity Date/ Type</u>	<u>Interest Rate/ Type</u>
03-15-07	\$12,765,000	Beaumont CFD No 93-1 Riverside CDIAC Number: 2007-0186 Limited tax obligation bond Multiple capital improvements, public works IA No 8 (Sundance) Refunding	NR	Neg	(BC) McFarlin & Anderson (FA) Rod Gunn (TR) Union Bank of CA (UW) Beaumont FA	09-01-32 Comb	4.287 TIC

### YEARLY FISCAL STATUS REPORT INFORMATION

#### A. FUND BALANCES

<u>Year</u>	<u>Principal Amt Outstanding(\$)</u>	<u>Minimum Bond Reserve(\$)</u>	<u>Bond Reserve Fund(\$)</u>	<u>Capitalized Interest(\$)</u>	<u>Construction Fund(\$)</u>
06/07	12,765,000	0	0	0	172,539

#### B. TAX COLLECTION

<u>Taxes Due(\$)</u>	<u>Taxes Unpaid(\$)</u>	<u>Percent</u>	<u>Teeter Plan</u>
999,556	78,164	8	No

#### C. DELINQUENT PARCELS

<u>Year</u>	<u>Reporting Date</u>	<u># of Parcels</u>	<u>Total Amount Due(\$)</u>
06/07	07-30-07	116	92,184

#### D. FORECLOSURE

<u># of Parcels</u>	<u>Total Amount of Taxes Due (\$)</u>
0	0

#### E. ASSESSED VALUE OF PARCELS

<u>Reporting Date</u>	<u>Appraisal/ Tax Roll</u>	<u>Assessed Value(\$)</u>
01-01-07	Tax Roll	317,768,581

#### F. MISCELLANEOUS



## 2007 MELLO-ROOS YEARLY FISCAL STATUS REPORT

<u>Date</u>	<u>Amount(\$)</u>	<u>Issuing Entity, County, Type of Debt, Purpose</u>	<u>Rating(s) Enhancmt</u>	<u>Type of Sale</u>	<u>Role, Participant</u>	<u>Maturity Date/ Type</u>	<u>Interest Rate/ Type</u>
04-26-07	\$20,958,000	Beaumont CFD No 93-1 Riverside CDIAC Number: 2007-0429 Limited tax obligation bond Multiple capital improvements, public works IA No 14 A Federally Taxable	NR	Neg	(BC) McFarlin & Anderson (FA) Rod Gunn (TR) Union Bank of CA (UW) Beaumont FA	09-01-33 Serial	4.711 NIC

### YEARLY FISCAL STATUS REPORT INFORMATION

#### A. FUND BALANCES

<u>Year</u>	<u>Principal Amt Outstanding(\$)</u>	<u>Minimum Bond Reserve(\$)</u>	<u>Bond Reserve Fund(\$)</u>	<u>Capitalized Interest(\$)</u>	<u>Construction Fund(\$)</u>
06/07	20,958,000	0	0	0	2,062,970

#### B. TAX COLLECTION

<u>Taxes Due(\$)</u>	<u>Taxes Unpaid(\$)</u>	<u>Percent</u>	<u>Teeter Plan</u>
2,772,436	86,426	3	No

#### C. DELINQUENT PARCELS

<u>Year</u>	<u>Reporting Date</u>	<u># of Parcels</u>	<u>Total Amount Due(\$)</u>
06/07	07-30-07	121	106,003

#### D. FORECLOSURE

<u># of Parcels</u>	<u>Total Amount of Taxes Due (\$)</u>
0	0

#### E. ASSESSED VALUE OF PARCELS

<u>Reporting Date</u>	<u>Appraisal/ Tax Roll</u>	<u>Assessed Value(\$)</u>
01-01-07	Tax Roll	573,804,496

#### F. MISCELLANEOUS



## 2007 MELLO-ROOS YEARLY FISCAL STATUS REPORT

<u>Date</u>	<u>Amount(\$)</u>	<u>Issuing Entity, County, Type of Debt, Purpose</u>	<u>Rating(s) Enhancmt</u>	<u>Type of Sale</u>	<u>Role, Participant</u>	<u>Maturity Date/ Type</u>	<u>Interest Rate/ Type</u>
04-26-07	\$1,644,000	Beaumont CFD No 93-1 Riverside CDIAC Number: 2007-0430 Limited tax obligation bond Multiple capital improvements, public works IA No 12 A Federally Taxable	NR	Neg	(BC) McFarlin & Anderson (FA) Rod Gunn (TR) Union Bank of CA (UW) Beaumont FA	09-01-33 Serial	4.76 NIC

### YEARLY FISCAL STATUS REPORT INFORMATION

#### A. FUND BALANCES

<u>Year</u>	<u>Principal Amt Outstanding(\$)</u>	<u>Minimum Bond Reserve(\$)</u>	<u>Bond Reserve Fund(\$)</u>	<u>Capitalized Interest(\$)</u>	<u>Construction Fund(\$)</u>
06/07	1,644,000	0	0	0	0

#### B. TAX COLLECTION

<u>Taxes Due(\$)</u>	<u>Taxes Unpaid(\$)</u>	<u>Percent</u>	<u>Teeter Plan</u>
121,887	8,443	7	No

#### C. DELINQUENT PARCELS

<u>Year</u>	<u>Reporting Date</u>	<u># of Parcels</u>	<u>Total Amount Due(\$)</u>
06/07	07-30-07	9	8,443

#### D. FORECLOSURE

<u># of Parcels</u>	<u>Total Amount of Taxes Due (\$)</u>
0	0

#### E. ASSESSED VALUE OF PARCELS

<u>Reporting Date</u>	<u>Appraisal/ Tax Roll</u>	<u>Assessed Value(\$)</u>
01-01-07	Tax Roll	28,212,761

#### F. MISCELLANEOUS



## 2007 MELLO-ROOS YEARLY FISCAL STATUS REPORT

<u>Date</u>	<u>Amount(\$)</u>	<u>Issuing Entity, County, Type of Debt, Purpose</u>	<u>Rating(s) Enhancmt</u>	<u>Type of Sale</u>	<u>Role, Participant</u>	<u>Maturity Date/ Type</u>	<u>Interest Rate/ Type</u>
04-26-07	\$2,660,000	Beaumont CFD No 93-1 Riverside CDIAC Number: 2007-0431 Limited tax obligation bond Multiple capital improvements, public works IA No 10 A Federally Taxable	NR	Neg	(BC) McFarlin & Anderson (FA) Rod Gunn (TR) Union Bank of CA (UW) Beaumont FA	09-01-33 Serial	4.776 NIC

### YEARLY FISCAL STATUS REPORT INFORMATION

#### A. FUND BALANCES

<u>Year</u>	<u>Principal Amt Outstanding(\$)</u>	<u>Minimum Bond Reserve(\$)</u>	<u>Bond Reserve Fund(\$)</u>	<u>Capitalized Interest(\$)</u>	<u>Construction Fund(\$)</u>
06/07	2,660,000	0	0	0	261,833

#### B. TAX COLLECTION

<u>Taxes Due(\$)</u>	<u>Taxes Unpaid(\$)</u>	<u>Percent</u>	<u>Teeter Plan</u>
167,815	61,248	36	No

#### C. DELINQUENT PARCELS

<u>Year</u>	<u>Reporting Date</u>	<u># of Parcels</u>	<u>Total Amount Due(\$)</u>
06/07	07-30-07	23	61,248

#### D. FORECLOSURE

<u># of Parcels</u>	<u>Total Amount of Taxes Due (\$)</u>
0	0

#### E. ASSESSED VALUE OF PARCELS

<u>Reporting Date</u>	<u>Appraisal/ Tax Roll</u>	<u>Assessed Value(\$)</u>
01-01-07	Tax Roll	43,393,319

#### F. MISCELLANEOUS



## 2007 MELLO-ROOS YEARLY FISCAL STATUS REPORT

<u>Date</u>	<u>Amount(\$)</u>	<u>Issuing Entity, County, Type of Debt, Purpose</u>	<u>Rating(s) Enhancmt</u>	<u>Type of Sale</u>	<u>Role, Participant</u>	<u>Maturity Date/ Type</u>	<u>Interest Rate/ Type</u>
04-26-07	\$757,000	Beaumont CFD No 93-1 Riverside CDIAC Number: 2007-0432 Limited tax obligation bond Multiple capital improvements, public works IA No 9 Federally Taxable	NR	Neg	(BC) McFarlin & Anderson (FA) Rod Gunn (TR) Union Bank of CA (UW) Beaumont FA	09-01-33 Serial	4.713 NIC

### YEARLY FISCAL STATUS REPORT INFORMATION

#### A. FUND BALANCES

<u>Year</u>	<u>Principal Amt Outstanding(\$)</u>	<u>Minimum Bond Reserve(\$)</u>	<u>Bond Reserve Fund(\$)</u>	<u>Capitalized Interest(\$)</u>	<u>Construction Fund(\$)</u>
06/07	757,000	0	0	0	0

#### B. TAX COLLECTION

<u>Taxes Due(\$)</u>	<u>Taxes Unpaid(\$)</u>	<u>Percent</u>	<u>Teeter Plan</u>
50,529	9,886	20	No

#### C. DELINQUENT PARCELS

<u>Year</u>	<u>Reporting Date</u>	<u># of Parcels</u>	<u>Total Amount Due(\$)</u>
06/07	07-30-07	19	10,604

#### D. FORECLOSURE

<u># of Parcels</u>	<u>Total Amount of Taxes Due (\$)</u>
0	0

#### E. ASSESSED VALUE OF PARCELS

<u>Reporting Date</u>	<u>Appraisal/ Tax Roll</u>	<u>Assessed Value(\$)</u>
01-01-07	Tax Roll	15,160,982

#### F. MISCELLANEOUS



## 2007 MELLO-ROOS YEARLY FISCAL STATUS REPORT

<u>Date</u>	<u>Amount(\$)</u>	<u>Issuing Entity, County, Type of Debt, Purpose</u>	<u>Rating(s) Enhancmt</u>	<u>Type of Sale</u>	<u>Role, Participant</u>	<u>Maturity Date/ Type</u>	<u>Interest Rate/ Type</u>
05-04-05	\$2,000,000	Blythe CFD No 2004-1 Riverside CDIAC Number: 2005-0265 Limited tax obligation bond Wastewater collection, treatment Hidden Beaches	NR	Neg	(BC) Richards Watson (FA) A M Miller & Co (TR) US Bank Natl Assoc (UW) Kinsell Newcomb	09-01-35 Comb	5.429 NIC

### YEARLY FISCAL STATUS REPORT INFORMATION

#### A. FUND BALANCES

<u>Year</u>	<u>Principal Amt Outstanding(\$)</u>	<u>Minimum Bond Reserve(\$)</u>	<u>Bond Reserve Fund(\$)</u>	<u>Capitalized Interest(\$)</u>	<u>Construction Fund(\$)</u>
04/05	2,000,000	177,946	178,103	55,101	1,563,416
05/06	2,000,000	177,946	180,916	19,126	7,583
06/07	1,990,000	177,946	181,435	0	16,010

#### B. TAX COLLECTION

<u>Year</u>	<u>Taxes Due(\$)</u>	<u>Taxes Unpaid(\$)</u>	<u>Percent</u>	<u>Teeter Plan</u>
04/05	0	0	0	No
05/06	107,015	0	0	No
06/07	132,806	4,099	3	No

#### C. DELINQUENT PARCELS

<u>Year</u>	<u>Reporting Date</u>	<u># of Parcels</u>	<u>Total Amount Due(\$)</u>
04/05	06-30-05	0	0
05/06	09-26-06	0	0
06/07	09-11-07	3	4,908

#### D. FORECLOSURE

<u># of Parcels</u>	<u>Total Amount of Taxes Due (\$)</u>
0	0
0	0
0	0

#### E. ASSESSED VALUE OF PARCELS

<u>Reporting Date</u>	<u>Appraisal/ Tax Roll</u>	<u>Assessed Value(\$)</u>
07-01-05	Tax Roll	3,130,914
07-01-06	Tax Roll	19,054,844
07-01-07	Tax Roll	29,906,715

#### F. MISCELLANEOUS



## 2007 MELLO-ROOS YEARLY FISCAL STATUS REPORT

<u>Date</u>	<u>Amount(\$)</u>	<u>Issuing Entity, County, Type of Debt, Purpose</u>	<u>Rating(s) Enhancmt</u>	<u>Type of Sale</u>	<u>Role, Participant</u>	<u>Maturity Date/ Type</u>	<u>Interest Rate/ Type</u>
11-16-00	\$12,230,000	Cathedral City CFD No 2000-1 Riverside CDIAC Number: 2000-1603 Limited tax obligation bond Multiple capital improvements, public works Rio Vista Village	NR	Neg	(BC) Lewis D'Amato Brisbois (TR) BNY Western Trust (UW) Stone & Youngberg	09-01-30 Comb	6.586 NIC

### YEARLY FISCAL STATUS REPORT INFORMATION

#### A. FUND BALANCES

<u>Year</u>	<u>Principal Amt Outstanding(\$)</u>	<u>Minimum Bond Reserve(\$)</u>	<u>Bond Reserve Fund(\$)</u>	<u>Capitalized Interest(\$)</u>	<u>Construction Fund(\$)</u>
01/02	12,230,000	1,223,000	1,223,000	325,651	0
02/03	12,230,000	1,223,000	1,223,000	0	0
03/04	12,230,000	1,223,000	1,223,000	0	0
04/05	12,195,000	1,223,000	1,223,000	0	2,271,879
05/06	12,195,000	1,223,000	1,223,000	0	0
06/07	12,155,000	1,223,000	1,223,000	0	882,104

#### B. TAX COLLECTION

<u>Year</u>	<u>Taxes Due(\$)</u>	<u>Taxes Unpaid(\$)</u>	<u>Percent</u>	<u>Teeter Plan</u>
01/02	0	0	0	No
02/03	823,485	0	0	No
03/04	876,668	96,276	11	No
04/05	855,782	22,660	3	No
05/06	869,948	17,480	2	No
06/07	885,611	137,103	15	No

#### C. DELINQUENT PARCELS

<u>Year</u>	<u>Reporting Date</u>	<u># of Parcels</u>	<u>Total Amount Due(\$)</u>
01/02	08-05-02	0	0
02/03	08-12-03	0	0
03/04	04-30-04	168	96,276
04/05	09-23-05	8	24,829
05/06	06-30-06	30	17,480
06/07	10-01-07	71	139,267

#### D. FORECLOSURE

<u># of Parcels</u>	<u>Total Amount of Taxes Due (\$)</u>
0	0
0	0
0	0
0	0
0	0
0	0

#### E. ASSESSED VALUE OF PARCELS

<u>Reporting Date</u>	<u>Appraisal/ Tax Roll</u>	<u>Assessed Value(\$)</u>
08-05-02	Tax Roll	9,695,148
07-01-03	Tax Roll	11,921,163
07-01-04	Tax Roll	21,932,532
07-01-05	Tax Roll	49,490,530
06-30-06	Tax Roll	76,498,865
07-01-07	Tax Roll	82,401,512

#### F. MISCELLANEOUS



## 2007 MELLO-ROOS YEARLY FISCAL STATUS REPORT

<u>Date</u>	<u>Amount(\$)</u>	<u>Issuing Entity, County, Type of Debt, Purpose</u>	<u>Rating(s) Enhancmt</u>	<u>Type of Sale</u>	<u>Role, Participant</u>	<u>Maturity Date/ Type</u>	<u>Interest Rate/ Type</u>
02-22-02	\$6,485,000	Corona CFD No 2000-1 Riverside CDIAC Number: 2001-1665 Limited tax obligation bond Multiple capital improvements, public works Eagle Glen II	NR	Neg	(BC) Best Best & Krieger (FA) Fieldman Rolapp (TR) BNY Western Trust (UW) UBS PaineWebber	09-01-31 Comb	6.006 NIC

### YEARLY FISCAL STATUS REPORT INFORMATION

#### A. FUND BALANCES

<u>Year</u>	<u>Principal Amt Outstanding(\$)</u>	<u>Minimum Bond Reserve(\$)</u>	<u>Bond Reserve Fund(\$)</u>	<u>Capitalized Interest(\$)</u>	<u>Construction Fund(\$)</u>
01/02	6,485,000	470,650	470,650	171,260	4,299,730
02/03	6,485,000	584,303	470,650	19,761	1,904,543
03/04	6,380,000	584,303	595,448	48	88,077
04/05	6,275,000	584,303	596,068	0	56,735
05/06	6,165,000	584,303	598,211	0	55,147
06/07	6,050,000	584,303	605,171	0	57,884

#### B. TAX COLLECTION

<u>Year</u>	<u>Taxes Due(\$)</u>	<u>Taxes Unpaid(\$)</u>	<u>Percent</u>	<u>Teeter Plan</u>
01/02	490,926	0	0	No
02/03	451,899	8,843	2	No
03/04	743,637	44,108	6	No
04/05	612,696	19,498	3	No
05/06	573,471	54,965	10	No
06/07	625,028	45,853	7	No

#### C. DELINQUENT PARCELS

<u>Year</u>	<u>Reporting Date</u>	<u># of Parcels</u>	<u>Total Amount Due(\$)</u>
01/02	07-18-02	0	0
02/03	07-21-03	11	8,843
03/04	07-20-04	17	44,108
04/05	07-29-05	17	19,498
05/06	07-18-06	29	54,965
06/07	07-24-07	31	45,853

#### D. FORECLOSURE

<u># of Parcels</u>	<u>Total Amount of Taxes Due (\$)</u>
0	0
0	0
0	0
0	0
0	0
0	0

#### E. ASSESSED VALUE OF PARCELS

<u>Reporting Date</u>	<u>Appraisal/ Tax Roll</u>	<u>Assessed Value(\$)</u>
07-17-02	Tax Roll	37,872,467
07-03-03	Tax Roll	93,403,040
06-29-04	Tax Roll	137,014,763
06-30-05	Tax Roll	150,435,204
06-30-06	Tax Roll	169,058,757
06-30-07	Tax Roll	180,072,705

#### F. MISCELLANEOUS

All Fund balances and other disclosure information are combined for Series A & B.





## 2007 MELLO-ROOS YEARLY FISCAL STATUS REPORT

<u>Date</u>	<u>Amount(\$)</u>	<u>Issuing Entity, County, Type of Debt, Purpose</u>	<u>Rating(s) Enhancmt</u>	<u>Type of Sale</u>	<u>Role, Participant</u>	<u>Maturity Date/ Type</u>	<u>Interest Rate/ Type</u>
07-16-03	\$1,610,000	Corona CFD No 2000-1 Riverside CDIAC Number: 2003-0651 Limited tax obligation bond Multiple capital improvements, public works Eagle Glen II	NR	Neg	(BC) Best Best & Krieger (FA) Fieldman Rolapp (TR) BNY Western Trust (UW) UBS Financial Services	09-01-31 Comb	5.462 NIC

### YEARLY FISCAL STATUS REPORT INFORMATION

#### A. FUND BALANCES

<u>Year</u>	<u>Principal Amt Outstanding(\$)</u>	<u>Minimum Bond Reserve(\$)</u>	<u>Bond Reserve Fund(\$)</u>	<u>Capitalized Interest(\$)</u>	<u>Construction Fund(\$)</u>
03/04	1,610,000	584,303	595,448	48	88,077
04/05	1,590,000	584,303	596,068	0	56,735
05/06	1,560,000	584,303	598,211	0	55,147
06/07	1,525,000	584,303	605,171	0	57,884

#### B. TAX COLLECTION

<u>Taxes Due(\$)</u>	<u>Taxes Unpaid(\$)</u>	<u>Percent</u>	<u>Teeter Plan</u>
743,637	44,108	6	No
612,696	19,498	3	No
573,471	54,965	10	No
625,028	45,853	7	No

#### C. DELINQUENT PARCELS

<u>Year</u>	<u>Reporting Date</u>	<u># of Parcels</u>	<u>Total Amount Due(\$)</u>
03/04	07-20-04	17	44,108
04/05	07-29-05	17	19,498
05/06	07-18-06	29	54,965
06/07	07-24-07	31	45,853

#### D. FORECLOSURE

<u># of Parcels</u>	<u>Total Amount of Taxes Due (\$)</u>
0	0
0	0
0	0
0	0

#### E. ASSESSED VALUE OF PARCELS

<u>Reporting Date</u>	<u>Appraisal/ Tax Roll</u>	<u>Assessed Value(\$)</u>
06-29-04	Tax Roll	137,014,763
06-30-05	Tax Roll	150,435,204
06-30-06	Tax Roll	169,058,757
06-30-07	Tax Roll	180,072,705

#### F. MISCELLANEOUS

All Fund balances and other disclosure information are combined for Series A & B.



## 2007 MELLO-ROOS YEARLY FISCAL STATUS REPORT

<u>Date</u>	<u>Amount(\$)</u>	<u>Issuing Entity, County, Type of Debt, Purpose</u>	<u>Rating(s) Enhancmt</u>	<u>Type of Sale</u>	<u>Role, Participant</u>	<u>Maturity Date/ Type</u>	<u>Interest Rate/ Type</u>
08-15-02	\$3,675,000	Corona CFD No 2001-2 Riverside CDIAC Number: 2002-1408 Limited tax obligation bond Multiple capital improvements, public works Cresta-Grande IA Nos 1 & 2	NR	Neg	(BC) Best Best & Krieger (FA) Fieldman Rolapp (TR) Wells Fargo Bank (UW) UBS PaineWebber	09-01-32 Comb	6.115 NIC

### YEARLY FISCAL STATUS REPORT INFORMATION

#### A. FUND BALANCES

<u>Year</u>	<u>Principal Amt Outstanding(\$)</u>	<u>Minimum Bond Reserve(\$)</u>	<u>Bond Reserve Fund(\$)</u>	<u>Capitalized Interest(\$)</u>	<u>Construction Fund(\$)</u>
02/03	3,675,000	272,253	274,637	71,821	501,229
03/04	3,660,000	272,253	273,313	2,585	504,683
04/05	3,600,000	272,253	276,065	0	501,351
05/06	3,540,000	272,253	276,138	0	195,473
06/07	3,480,000	272,253	282,377	0	205,110

#### B. TAX COLLECTION

<u>Taxes Due(\$)</u>	<u>Taxes Unpaid(\$)</u>	<u>Percent</u>	<u>Teeter Plan</u>
109,450	7,030	6	No
336,642	9,570	3	No
324,353	6,634	2	No
312,521	10,747	3	No
287,036	15,793	6	No

#### C. DELINQUENT PARCELS

<u>Year</u>	<u>Reporting Date</u>	<u># of Parcels</u>	<u>Total Amount Due(\$)</u>
02/03	07-21-03	3	7,030
03/04	07-20-04	5	9,570
04/05	07-29-05	3	6,634
05/06	07-18-06	4	10,747
06/07	07-24-07	7	15,793

#### D. FORECLOSURE

<u># of Parcels</u>	<u>Total Amount of Taxes Due (\$)</u>
0	0
0	0
0	0
0	0
0	0

#### E. ASSESSED VALUE OF PARCELS

<u>Reporting Date</u>	<u>Appraisal/ Tax Roll</u>	<u>Assessed Value(\$)</u>
07-03-03	Tax Roll	15,113,605
06-29-04	Tax Roll	38,709,225
06-30-05	Tax Roll	54,496,947
06-30-06	Tax Roll	213,268,444
06-30-04	Tax Roll	237,818,884

#### F. MISCELLANEOUS



## 2007 MELLO-ROOS YEARLY FISCAL STATUS REPORT

<u>Date</u>	<u>Amount(\$)</u>	<u>Issuing Entity, County, Type of Debt, Purpose</u>	<u>Rating(s) Enhancmt</u>	<u>Type of Sale</u>	<u>Role, Participant</u>	<u>Maturity Date/ Type</u>	<u>Interest Rate/ Type</u>
09-14-05	\$22,475,000	Corona CFD No 2002-1 Riverside CDIAC Number: 2005-1384 Limited tax obligation bond Multiple capital improvements, public works Dos Lagos	NR	Neg	(BC) Best Best & Krieger (FA) Fieldman Rolapp (TR) Wells Fargo Bank (UW) UBS Financial Services	09-01-34 Comb	5 NIC

### YEARLY FISCAL STATUS REPORT INFORMATION

#### A. FUND BALANCES

<u>Year</u>	<u>Principal Amt Outstanding(\$)</u>	<u>Minimum Bond Reserve(\$)</u>	<u>Bond Reserve Fund(\$)</u>	<u>Capitalized Interest(\$)</u>	<u>Construction Fund(\$)</u>
05/06	22,475,000	1,462,108	1,483,209	108,215	8,326,745
06/07	22,475,000	1,462,108	1,500,079	2	75,990

#### B. TAX COLLECTION

<u>Year</u>	<u>Taxes Due(\$)</u>	<u>Taxes Unpaid(\$)</u>	<u>Percent</u>	<u>Teeter Plan</u>
05/06	405,180	20,720	5	No
06/07	1,301,613	120,795	9	No

#### C. DELINQUENT PARCELS

<u>Year</u>	<u>Reporting Date</u>	<u># of Parcels</u>	<u>Total Amount Due(\$)</u>
05/06	07-18-06	10	20,720
06/07	07-24-07	44	120,795

#### D. FORECLOSURE

<u># of Parcels</u>	<u>Total Amount of Taxes Due (\$)</u>
4	11,780
0	0

#### E. ASSESSED VALUE OF PARCELS

<u>Reporting Date</u>	<u>Appraisal/ Tax Roll</u>	<u>Assessed Value(\$)</u>
06-29-06	Tax Roll	173,101,184
06-30-07	Tax Roll	308,432,642

#### F. MISCELLANEOUS



## 2007 MELLO-ROOS YEARLY FISCAL STATUS REPORT

<u>Date</u>	<u>Amount(\$)</u>	<u>Issuing Entity, County, Type of Debt, Purpose</u>	<u>Rating(s) Enhancmt</u>	<u>Type of Sale</u>	<u>Role, Participant</u>	<u>Maturity Date/ Type</u>	<u>Interest Rate/ Type</u>
03-20-07	\$10,280,000	Corona CFD No 2002-1 Riverside CDIAC Number: 2007-0292 Limited tax obligation bond Multiple capital improvements, public works Dos Lagos IA No 1	NR	Neg	(BC) Best Best & Krieger (FA) Fieldman Rolapp (TR) Wells Fargo Bank (UW) UBS Securities	09-01-37 Comb	4.977 NIC

### YEARLY FISCAL STATUS REPORT INFORMATION

#### A. FUND BALANCES

<u>Year</u>	<u>Principal Amt Outstanding(\$)</u>	<u>Minimum Bond Reserve(\$)</u>	<u>Bond Reserve Fund(\$)</u>	<u>Capitalized Interest(\$)</u>	<u>Construction Fund(\$)</u>
06/07	10,280,000	488,088	525,242	153,027	756

#### B. TAX COLLECTION

<u>Taxes Due(\$)</u>	<u>Taxes Unpaid(\$)</u>	<u>Percent</u>	<u>Teeter Plan</u>
0	0	0	No

#### C. DELINQUENT PARCELS

<u>Year</u>	<u>Reporting Date</u>	<u># of Parcels</u>	<u>Total Amount Due(\$)</u>
06/07	07-24-07	0	0

#### D. FORECLOSURE

<u># of Parcels</u>	<u>Total Amount of Taxes Due (\$)</u>
0	0

#### E. ASSESSED VALUE OF PARCELS

<u>Reporting Date</u>	<u>Appraisal/ Tax Roll</u>	<u>Assessed Value(\$)</u>
06-30-07	Appraisal	144,650

#### F. MISCELLANEOUS



## 2007 MELLO-ROOS YEARLY FISCAL STATUS REPORT

<u>Date</u>	<u>Amount(\$)</u>	<u>Issuing Entity, County, Type of Debt, Purpose</u>	<u>Rating(s) Enhancmt</u>	<u>Type of Sale</u>	<u>Role, Participant</u>	<u>Maturity Date/ Type</u>	<u>Interest Rate/ Type</u>
07-20-04	\$9,415,000	Corona CFD No 2002-4 Riverside CDIAC Number: 2003-0225 Limited tax obligation bond Multiple capital improvements, public works Corona Crossings	NR	Neg	(BC) Best Best & Krieger (FA) Fieldman Rolapp (TR) BNY Western Trust (UW) UBS Financial Services	09-01-34 Comb	5.916 NIC

### YEARLY FISCAL STATUS REPORT INFORMATION

#### A. FUND BALANCES

<u>Year</u>	<u>Principal Amt Outstanding(\$)</u>	<u>Minimum Bond Reserve(\$)</u>	<u>Bond Reserve Fund(\$)</u>	<u>Capitalized Interest(\$)</u>	<u>Construction Fund(\$)</u>
04/05	9,415,000	674,011	684,262	260,218	1,663,252
05/06	9,415,000	674,011	709,488	0	0
06/07	9,265,000	674,011	699,093	0	0

#### B. TAX COLLECTION

<u>Year</u>	<u>Taxes Due(\$)</u>	<u>Taxes Unpaid(\$)</u>	<u>Percent</u>	<u>Teeter Plan</u>
04/05	1,357,327	47,161	3	No
05/06	716,462	0	0	No
06/07	592,661	0	0	No

#### C. DELINQUENT PARCELS

<u>Year</u>	<u>Reporting Date</u>	<u># of Parcels</u>	<u>Total Amount Due(\$)</u>
04/05	07-29-05	48	47,161
05/06	07-18-06	0	0
06/07	07-24-07	0	0

#### D. FORECLOSURE

<u># of Parcels</u>	<u>Total Amount of Taxes Due (\$)</u>
0	0
0	0
0	0

#### E. ASSESSED VALUE OF PARCELS

<u>Reporting Date</u>	<u>Appraisal/ Tax Roll</u>	<u>Assessed Value(\$)</u>
04-30-04	Appraisal	85,400,000
04-30-04	Appraisal	85,400,000
06-30-07	Tax Roll	177,161,876

#### F. MISCELLANEOUS



## 2007 MELLO-ROOS YEARLY FISCAL STATUS REPORT

<u>Date</u>	<u>Amount(\$)</u>	<u>Issuing Entity, County, Type of Debt, Purpose</u>	<u>Rating(s) Enhancmt</u>	<u>Type of Sale</u>	<u>Role, Participant</u>	<u>Maturity Date/ Type</u>	<u>Interest Rate/ Type</u>
05-12-05	\$6,135,000	Corona CFD No 2003-2 Riverside CDIAC Number: 2005-0539 Limited tax obligation bond Multiple capital improvements, public works Highlands Collection	NR	Neg	(BC) Best Best & Krieger (FA) Fieldman Rolapp (TR) Union Bank of CA (UW) UBS Financial Services	09-01-34 Comb	4.995 NIC

### YEARLY FISCAL STATUS REPORT INFORMATION

#### A. FUND BALANCES

<u>Year</u>	<u>Principal Amt Outstanding(\$)</u>	<u>Minimum Bond Reserve(\$)</u>	<u>Bond Reserve Fund(\$)</u>	<u>Capitalized Interest(\$)</u>	<u>Construction Fund(\$)</u>
04/05	6,135,000	403,965	404,160	76,954	5,250,097
05/06	6,135,000	403,965	415,616	0	2,614,979
06/07	10,755,000	726,930	753,595	0	6,647,178

#### B. TAX COLLECTION

<u>Year</u>	<u>Taxes Due(\$)</u>	<u>Taxes Unpaid(\$)</u>	<u>Percent</u>	<u>Teeter Plan</u>
04/05	0	0	0	No
05/06	463,443	24,694	5	No
06/07	822,137	81,937	10	No

#### C. DELINQUENT PARCELS

<u>Year</u>	<u>Reporting Date</u>	<u># of Parcels</u>	<u>Total Amount Due(\$)</u>
04/05		0	0
05/06	07-18-06	10	24,694
06/07	07-24-07	34	81,937

#### D. FORECLOSURE

<u># of Parcels</u>	<u>Total Amount of Taxes Due (\$)</u>
0	0
0	0
0	0

#### E. ASSESSED VALUE OF PARCELS

<u>Reporting Date</u>	<u>Appraisal/ Tax Roll</u>	<u>Assessed Value(\$)</u>
12-01-04	Appraisal	64,434,585
12-01-04	Appraisal	64,434,585
06-30-06	Appraisal	64,434,585

#### F. MISCELLANEOUS



## 2007 MELLO-ROOS YEARLY FISCAL STATUS REPORT

<u>Date</u>	<u>Amount(\$)</u>	<u>Issuing Entity, County, Type of Debt, Purpose</u>	<u>Rating(s) Enhancmt</u>	<u>Type of Sale</u>	<u>Role, Participant</u>	<u>Maturity Date/ Type</u>	<u>Interest Rate/ Type</u>
08-03-06	\$4,735,000	Corona CFD No 2003-2 Riverside CDIAC Number: 2006-0470 Limited tax obligation bond Multiple capital improvements, public works Highlands Collection	NR	Neg	(BC) Best Best & Krieger (FA) Fieldman Rolapp (TR) Union Bank of CA (UW) UBS Securities	09-01-34 Comb	5.189 NIC

### YEARLY FISCAL STATUS REPORT INFORMATION

#### A. FUND BALANCES

<u>Year</u>	<u>Principal Amt Outstanding(\$)</u>	<u>Minimum Bond Reserve(\$)</u>	<u>Bond Reserve Fund(\$)</u>	<u>Capitalized Interest(\$)</u>	<u>Construction Fund(\$)</u>
06/07	10,755,000	726,930	753,595	0	6,647,178

#### B. TAX COLLECTION

<u>Taxes Due(\$)</u>	<u>Taxes Unpaid(\$)</u>	<u>Percent</u>	<u>Teeter Plan</u>
822,137	81,937	10	No

#### C. DELINQUENT PARCELS

<u>Year</u>	<u>Reporting Date</u>	<u># of Parcels</u>	<u>Total Amount Due(\$)</u>
06/07	07-24-07	34	81,937

#### D. FORECLOSURE

<u># of Parcels</u>	<u>Total Amount of Taxes Due (\$)</u>
0	0

#### E. ASSESSED VALUE OF PARCELS

<u>Reporting Date</u>	<u>Appraisal/ Tax Roll</u>	<u>Assessed Value(\$)</u>
06-30-06	Appraisal	64,434,585

#### F. MISCELLANEOUS



## 2007 MELLO-ROOS YEARLY FISCAL STATUS REPORT

<u>Date</u>	<u>Amount(\$)</u>	<u>Issuing Entity, County, Type of Debt, Purpose</u>	<u>Rating(s) Enhancmt</u>	<u>Type of Sale</u>	<u>Role, Participant</u>	<u>Maturity Date/ Type</u>	<u>Interest Rate/ Type</u>
03-29-06	\$3,805,000	Corona CFD No 2004-1 Riverside CDIAC Number: 2005-1749 Limited tax obligation bond Multiple capital improvements, public works Buchanan St	NR	Neg	(BC) Best Best & Krieger (FA) Fieldman Rolapp (TR) Union Bank of CA (UW) UBS Securities	09-01-36 Comb	5.081 NIC

### YEARLY FISCAL STATUS REPORT INFORMATION

#### A. FUND BALANCES

<u>Year</u>	<u>Principal Amt Outstanding(\$)</u>	<u>Minimum Bond Reserve(\$)</u>	<u>Bond Reserve Fund(\$)</u>	<u>Capitalized Interest(\$)</u>	<u>Construction Fund(\$)</u>
05/06	3,805,000	251,049	252,557	72,851	2,940,694
06/07	3,805,000	251,049	260,257	0	3,176,681

#### B. TAX COLLECTION

<u>Taxes Due(\$)</u>	<u>Taxes Unpaid(\$)</u>	<u>Percent</u>	<u>Teeter Plan</u>
0	0	0	No
315,843	6,998	2	No

#### C. DELINQUENT PARCELS

<u>Year</u>	<u>Reporting Date</u>	<u># of Parcels</u>	<u>Total Amount Due(\$)</u>
05/06	06-30-06	0	0
06/07	07-24-07	3	6,998

#### D. FORECLOSURE

<u># of Parcels</u>	<u>Total Amount of Taxes Due (\$)</u>
0	0
0	0

#### E. ASSESSED VALUE OF PARCELS

<u>Reporting Date</u>	<u>Appraisal/ Tax Roll</u>	<u>Assessed Value(\$)</u>
06-30-06	Tax Roll	6,120,943
06-30-07	Tax Roll	29,190,700

#### F. MISCELLANEOUS





## 2007 MELLO-ROOS YEARLY FISCAL STATUS REPORT

<u>Date</u>	<u>Amount(\$)</u>	<u>Issuing Entity, County, Type of Debt, Purpose</u>	<u>Rating(s) Enhancmt</u>	<u>Type of Sale</u>	<u>Role, Participant</u>	<u>Maturity Date/ Type</u>	<u>Interest Rate/ Type</u>
05-26-93	\$12,775,000	Corona CFD No 86-1 Riverside CDIAC Number: 1993-0421 Limited tax obligation bond Multiple capital improvements, public works Sierra Del Oro Refunding	S:A/AAA M:Aaa  Ins	Comp	(BC) Best Best & Krieger (FA) Fieldman Rolapp (EN) FSA (UW) Lehman Brothers	Serial	5.25 NIC

### YEARLY FISCAL STATUS REPORT INFORMATION

#### A. FUND BALANCES

<u>Year</u>	<u>Principal Amt Outstanding(\$)</u>	<u>Minimum Bond Reserve(\$)</u>	<u>Bond Reserve Fund(\$)</u>	<u>Capitalized Interest(\$)</u>	<u>Construction Fund(\$)</u>
01/02	6,575,000	1,277,500	1,310,631	0	0
02/03	5,600,000	1,277,500	1,310,755	0	0
03/04	4,575,000	1,277,500	1,330,079	0	0
04/05	3,520,000	1,277,500	1,310,726	0	0
05/06	2,410,000	1,277,500	1,310,498	0	0
06/07	1,235,000	1,277,500	1,310,935	0	0

#### B. TAX COLLECTION

<u>Year</u>	<u>Taxes Due(\$)</u>	<u>Taxes Unpaid(\$)</u>	<u>Percent</u>	<u>Teeter Plan</u>
01/02	1,231,586	43,846	4	No
02/03	1,231,586	40,333	3	No
03/04	1,231,585	35,641	3	No
04/05	1,237,397	34,809	3	No
05/06	1,233,303	50,360	4	No
06/07	0	9,750	0	No

#### C. DELINQUENT PARCELS

<u>Year</u>	<u>Reporting Date</u>	<u># of Parcels</u>	<u>Total Amount Due(\$)</u>
01/02	07-18-02	103	43,846
02/03	07-21-03	98	40,333
03/04	07-20-04	97	35,641
04/05	07-29-05	100	34,809
05/06	07-18-06	101	50,360
06/07	07-24-07	46	9,750

#### D. FORECLOSURE

<u># of Parcels</u>	<u>Total Amount of Taxes Due (\$)</u>
0	0
0	0
0	0
0	0
0	0
0	0

#### E. ASSESSED VALUE OF PARCELS

<u>Reporting Date</u>	<u>Appraisal/ Tax Roll</u>	<u>Assessed Value(\$)</u>
07-17-02	Tax Roll	685,496,405
07-03-03	Tax Roll	724,081,649
06-29-04	Tax Roll	783,541,754
06-30-05	Tax Roll	847,121,806
06-30-06	Tax Roll	975,184,519
06-30-07	Tax Roll	1,063,237,229

#### F. MISCELLANEOUS



## 2007 MELLO-ROOS YEARLY FISCAL STATUS REPORT

<u>Date</u>	<u>Amount(\$)</u>	<u>Issuing Entity, County, Type of Debt, Purpose</u>	<u>Rating(s) Enhancmt</u>	<u>Type of Sale</u>	<u>Role, Participant</u>	<u>Maturity Date/ Type</u>	<u>Interest Rate/ Type</u>
07-14-99	\$22,580,000	Corona CFD No 86-2 Riverside CDIAC Number: 1999-1381 Limited tax obligation bond Multiple capital improvements, public works Woodlake Refunding	S:AAA  F:AAA  Ins	Neg	(BC) Best Best & Krieger (FA) Fieldman Rolapp (EN) Ambac (TR) BNY Western Trust (UW) Stone & Youngberg	09-01-19 Comb	5.14 NIC

### YEARLY FISCAL STATUS REPORT INFORMATION

#### A. FUND BALANCES

<u>Year</u>	<u>Principal Amt Outstanding(\$)</u>	<u>Minimum Bond Reserve(\$)</u>	<u>Bond Reserve Fund(\$)</u>	<u>Capitalized Interest(\$)</u>	<u>Construction Fund(\$)</u>
01/02	21,210,000	1,824,235	1,994,014	0	11,415
02/03	20,435,000	1,824,235	1,879,456	0	0
03/04	19,625,000	1,824,235	1,880,017	0	0
04/05	18,785,000	1,824,235	1,881,228	0	0
05/06	17,910,000	1,824,235	1,878,896	0	0
06/07	16,995,000	1,823,944	1,879,618	0	0

#### B. TAX COLLECTION

<u>Year</u>	<u>Taxes Due(\$)</u>	<u>Taxes Unpaid(\$)</u>	<u>Percent</u>	<u>Teeter Plan</u>
01/02	1,642,414	102,877	6	No
02/03	1,642,414	100,758	6	No
03/04	1,731,497	93,812	5	No
04/05	1,654,181	85,829	5	No
05/06	1,721,287	137,125	8	No
06/07	1,783,005	154,790	9	No

#### C. DELINQUENT PARCELS

<u>Year</u>	<u>Reporting Date</u>	<u># of Parcels</u>	<u>Total Amount Due(\$)</u>
01/02	07-18-02	91	102,877
02/03	07-21-03	111	100,758
03/04	07-20-04	110	93,812
04/05	07-29-05	112	85,829
05/06	07-18-06	120	137,125
06/07	07-24-07	176	154,790

#### D. FORECLOSURE

<u># of Parcels</u>	<u>Total Amount of Taxes Due (\$)</u>
0	0
0	0
0	0
0	0
0	0
0	0

#### E. ASSESSED VALUE OF PARCELS

<u>Reporting Date</u>	<u>Appraisal/ Tax Roll</u>	<u>Assessed Value(\$)</u>
07-17-02	Tax Roll	414,305,189
07-03-03	Tax Roll	437,980,542
07-03-04	Tax Roll	496,340,881
06-30-05	Tax Roll	566,018,453
06-30-06	Tax Roll	651,861,242
06-30-07	Tax Roll	706,504,905

#### F. MISCELLANEOUS



## 2007 MELLO-ROOS YEARLY FISCAL STATUS REPORT

<u>Date</u>	<u>Amount(\$)</u>	<u>Issuing Entity, County, Type of Debt, Purpose</u>	<u>Rating(s) Enhancmt</u>	<u>Type of Sale</u>	<u>Role, Participant</u>	<u>Maturity Date/ Type</u>	<u>Interest Rate/ Type</u>
05-20-99	\$20,295,000	Corona CFD No 89-1 Riverside CDIAC Number: 1999-0676 Limited tax obligation bond Multiple capital improvements, public works Foothill Ranch Series A Refunding	NR	Neg	(BC) Best Best & Krieger (FA) Fieldman Rolapp (TR) BNY Western Trust (UW) Corona PFA	09-01-20 Term	5.098 NIC

### YEARLY FISCAL STATUS REPORT INFORMATION

#### A. FUND BALANCES

<u>Year</u>	<u>Principal Amt Outstanding(\$)</u>	<u>Minimum Bond Reserve(\$)</u>	<u>Bond Reserve Fund(\$)</u>	<u>Capitalized Interest(\$)</u>	<u>Construction Fund(\$)</u>
01/02	19,240,000	0	0	0	0
02/03	18,575,000	0	0	0	0
03/04	17,885,000	0	0	0	0
04/05	17,165,000	0	0	0	0
05/06	16,420,000	0	0	0	0
06/07	15,640,000	0	0	0	0

#### B. TAX COLLECTION

<u>Taxes Due(\$)</u>	<u>Taxes Unpaid(\$)</u>	<u>Percent</u>	<u>Teeter Plan</u>
1,702,124	127,005	7	No
1,702,124	122,253	7	No
1,470,780	56,311	4	No
1,359,145	49,117	4	No
1,399,957	94,357	7	No
1,556,897	130,346	8	No

#### C. DELINQUENT PARCELS

<u>Year</u>	<u>Reporting Date</u>	<u># of Parcels</u>	<u>Total Amount Due(\$)</u>
01/02	07-18-02	168	127,005
02/03	07-21-03	156	122,253
03/04	07-20-04	106	56,311
04/05	07-29-05	109	49,117
05/06	07-18-06	167	94,357
06/07	07-24-07	231	130,346

#### D. FORECLOSURE

<u># of Parcels</u>	<u>Total Amount of Taxes Due (\$)</u>
0	0
0	0
0	0
0	0
0	0
0	0

#### E. ASSESSED VALUE OF PARCELS

<u>Reporting Date</u>	<u>Appraisal/ Tax Roll</u>	<u>Assessed Value(\$)</u>
07-17-02	Tax Roll	633,778,275
07-03-03	Tax Roll	663,919,248
06-29-04	Tax Roll	722,708,509
06-30-05	Tax Roll	792,958,125
06-30-06	Tax Roll	888,981,182
06-30-07	Tax Roll	953,903,930

#### F. MISCELLANEOUS



## 2007 MELLO-ROOS YEARLY FISCAL STATUS REPORT

<u>Date</u>	<u>Amount(\$)</u>	<u>Issuing Entity, County, Type of Debt, Purpose</u>	<u>Rating(s) Enhancmt</u>	<u>Type of Sale</u>	<u>Role, Participant</u>	<u>Maturity Date/ Type</u>	<u>Interest Rate/ Type</u>
05-20-99	\$15,715,000	Corona CFD No 89-1 Riverside CDIAC Number: 1999-1479 Limited tax obligation bond Multiple capital improvements, public works Foothill Ranch Series B Refunding	NR	Neg	(BC) Best Best & Krieger (FA) Fieldman Rolapp (TR) BNY Western Trust (UW) Corona PFA	09-01-20 Serial	5.269 NIC

### YEARLY FISCAL STATUS REPORT INFORMATION

#### A. FUND BALANCES

<u>Year</u>	<u>Principal Amt Outstanding(\$)</u>	<u>Minimum Bond Reserve(\$)</u>	<u>Bond Reserve Fund(\$)</u>	<u>Capitalized Interest(\$)</u>	<u>Construction Fund(\$)</u>
01/02	14,930,000	0	0	0	0
02/03	14,090,000	0	0	28	0
03/04	13,460,000	0	0	57	0
04/05	12,925,000	0	0	0	0
05/06	12,370,000	0	0	0	0
06/07	11,790,000	0	0	0	0

#### B. TAX COLLECTION

<u>Taxes Due(\$)</u>	<u>Taxes Unpaid(\$)</u>	<u>Percent</u>	<u>Teeter Plan</u>
1,327,841	114,078	9	No
1,327,841	85,894	6	No
1,238,634	48,233	4	No
1,119,458	47,180	4	No
1,076,086	80,884	8	No
1,175,398	113,328	10	No

#### C. DELINQUENT PARCELS

<u>Year</u>	<u>Reporting Date</u>	<u># of Parcels</u>	<u>Total Amount Due(\$)</u>
01/02	07-18-02	95	114,078
02/03	07-21-03	94	85,894
03/04	07-20-04	62	48,233
04/05	07-29-05	66	47,180
05/06	07-18-06	97	80,884
06/07	07-24-07	137	113,328

#### D. FORECLOSURE

<u># of Parcels</u>	<u>Total Amount of Taxes Due (\$)</u>
0	0
0	0
0	0
0	0
0	0
0	0

#### E. ASSESSED VALUE OF PARCELS

<u>Reporting Date</u>	<u>Appraisal/ Tax Roll</u>	<u>Assessed Value(\$)</u>
07-17-22	Tax Roll	333,237,984
07-03-03	Tax Roll	663,919,248
06-29-04	Tax Roll	722,708,509
06-30-05	Tax Roll	792,958,125
06-30-06	Tax Roll	888,981,182
06-30-07	Tax Roll	953,903,930

#### F. MISCELLANEOUS



## 2007 MELLO-ROOS YEARLY FISCAL STATUS REPORT

<u>Date</u>	<u>Amount(\$)</u>	<u>Issuing Entity, County, Type of Debt, Purpose</u>	<u>Rating(s) Enhancmt</u>	<u>Type of Sale</u>	<u>Role, Participant</u>	<u>Maturity Date/ Type</u>	<u>Interest Rate/ Type</u>
01-29-98	\$62,845,000	Corona CFD No 90-1 Riverside CDIAC Number: 1998-0001 Limited tax obligation bond Multiple capital improvements, public works South Corona Refunding	S:AAA M:Aaa    Ins	Neg	(BC) Best Best & Krieger (FA) Fieldman Rolapp (EN) MBIA Corp (TR) First Trust of CA (UW) Stone & Youngberg	09-01-20 Comb	4.687 NIC

### YEARLY FISCAL STATUS REPORT INFORMATION

#### A. FUND BALANCES

<u>Year</u>	<u>Principal Amt Outstanding(\$)</u>	<u>Minimum Bond Reserve(\$)</u>	<u>Bond Reserve Fund(\$)</u>	<u>Capitalized Interest(\$)</u>	<u>Construction Fund(\$)</u>
01/02	53,595,000	4,352,155	5,777,211	0	0
02/03	51,765,000	4,352,155	5,777,269	0	0
03/04	49,855,000	4,352,155	5,777,215	0	0
04/05	47,860,000	4,352,155	5,776,999	0	0
05/06	45,775,000	4,352,155	5,619,697	0	0
06/07	43,590,000	4,352,155	5,777,924	0	0

#### B. TAX COLLECTION

<u>Year</u>	<u>Taxes Due(\$)</u>	<u>Taxes Unpaid(\$)</u>	<u>Percent</u>	<u>Teeter Plan</u>
01/02	3,997,715	126,250	3	No
02/03	3,997,715	178,679	4	No
03/04	3,721,641	135,670	4	No
04/05	3,732,043	127,330	3	No
05/06	4,082,837	270,489	7	No
06/07	4,228,185	366,681	9	No

#### C. DELINQUENT PARCELS

<u>Year</u>	<u>Reporting Date</u>	<u># of Parcels</u>	<u>Total Amount Due(\$)</u>
01/02	07-18-02	174	126,250
02/03	07-21-03	227	178,679
03/04	07-20-04	178	135,670
04/05	07-29-05	201	127,330
05/06	07-18-06	280	270,489
06/07	07-24-07	429	366,681

#### D. FORECLOSURE

<u># of Parcels</u>	<u>Total Amount of Taxes Due (\$)</u>
0	0
0	0
0	0
0	0
0	0
0	0

#### E. ASSESSED VALUE OF PARCELS

<u>Reporting Date</u>	<u>Appraisal/ Tax Roll</u>	<u>Assessed Value(\$)</u>
07-17-02	Tax Roll	998,973,419
07-03-03	Tax Roll	1,126,901,824
06-29-04	Tax Roll	1,244,839,335
06-30-05	Tax Roll	1,375,114,665
06-30-06	Tax Roll	1,549,117,569
06-30-07	Tax Roll	1,670,498,737

#### F. MISCELLANEOUS



## 2007 MELLO-ROOS YEARLY FISCAL STATUS REPORT

<u>Date</u>	<u>Amount(\$)</u>	<u>Issuing Entity, County, Type of Debt, Purpose</u>	<u>Rating(s) Enhancmt</u>	<u>Type of Sale</u>	<u>Role, Participant</u>	<u>Maturity Date/ Type</u>	<u>Interest Rate/ Type</u>
11-10-98	\$19,505,000	Corona CFD No 97-2 Riverside CDIAC Number: 1998-1768 Limited tax obligation bond Multiple capital improvements, public works Eagle Glen	NR	Neg	(BC) Best Best & Krieger (FA) Fieldman Rolapp (TR) BNY Western Trust (UW) Stone & Youngberg	09-01-23 Comb	5.871 NIC

### YEARLY FISCAL STATUS REPORT INFORMATION

#### A. FUND BALANCES

<u>Year</u>	<u>Principal Amt Outstanding(\$)</u>	<u>Minimum Bond Reserve(\$)</u>	<u>Bond Reserve Fund(\$)</u>	<u>Capitalized Interest(\$)</u>	<u>Construction Fund(\$)</u>
01/02	18,270,000	1,540,481	1,581,020	0	1,280,850
02/03	18,420,000	1,492,838	1,532,770	142	1,033,040
03/04	17,935,000	1,492,838	1,532,124	110	775,020
04/05	17,425,000	1,492,838	1,492,889	0	655,320
05/06	16,885,000	1,492,838	1,531,821	0	490,360
06/07	16,320,000	1,492,838	1,532,355	0	172,832

#### B. TAX COLLECTION

<u>Taxes Due(\$)</u>	<u>Taxes Unpaid(\$)</u>	<u>Percent</u>	<u>Teeter Plan</u>
1,472,950	68,682	5	No
1,472,950	62,845	4	No
1,469,802	42,179	3	No
1,357,327	47,161	3	No
1,383,095	81,980	6	No
1,462,208	113,229	8	No

#### C. DELINQUENT PARCELS

<u>Year</u>	<u>Reporting Date</u>	<u># of Parcels</u>	<u>Total Amount Due(\$)</u>
01/02	07-18-02	80	68,682
02/03	07-21-03	56	62,845
03/04	07-20-04	39	42,179
04/05	07-29-05	48	47,161
05/06	07-18-06	60	81,980
06/07	07-24-07	91	113,229

#### D. FORECLOSURE

<u># of Parcels</u>	<u>Total Amount of Taxes Due (\$)</u>
0	0
0	0
0	0
0	0
0	0
0	0

#### E. ASSESSED VALUE OF PARCELS

<u>Reporting Date</u>	<u>Appraisal/ Tax Roll</u>	<u>Assessed Value(\$)</u>
07-17-02	Tax Roll	305,338,339
07-03-03	Tax Roll	384,405,576
06-29-04	Tax Roll	429,883,991
06-30-05	Tax Roll	475,404,736
06-30-06	Tax Roll	520,673,823
06-30-07	Tax Roll	553,827,721

#### F. MISCELLANEOUS



## 2007 MELLO-ROOS YEARLY FISCAL STATUS REPORT

<u>Date</u>	<u>Amount(\$)</u>	<u>Issuing Entity, County, Type of Debt, Purpose</u>	<u>Rating(s) Enhancmt</u>	<u>Type of Sale</u>	<u>Role, Participant</u>	<u>Maturity Date/ Type</u>	<u>Interest Rate/ Type</u>
07-10-03	\$2,690,000	Corona-Norco Unified School District CFD No 00-1 Riverside CDIAC Number: 2003-0278 Limited tax obligation bond K-12 school facility Sierra Peak	NR	Neg	(BC) Stradling Yocca (TR) US Bank Natl Assoc (UW) UBS Financial Services	09-01-33 Comb	5.635 NIC

### YEARLY FISCAL STATUS REPORT INFORMATION

#### A. FUND BALANCES

<u>Year</u>	<u>Principal Amt Outstanding(\$)</u>	<u>Minimum Bond Reserve(\$)</u>	<u>Bond Reserve Fund(\$)</u>	<u>Capitalized Interest(\$)</u>	<u>Construction Fund(\$)</u>
03/04	2,690,000	189,001	191,145	70,411	0
04/05	2,645,000	189,001	192,619	0	0
05/06	2,595,000	189,001	192,110	0	0
06/07	2,595,000	2,595,000	189,005	0	0

#### B. TAX COLLECTION

<u>Taxes Due(\$)</u>	<u>Taxes Unpaid(\$)</u>	<u>Percent</u>	<u>Teeter Plan</u>
0	0	0	No
199,020	3,397	2	No
219,652	10,983	5	No
199,373	16,614	8	No

#### C. DELINQUENT PARCELS

<u>Year</u>	<u>Reporting Date</u>	<u># of Parcels</u>	<u>Total Amount Due(\$)</u>
03/04		0	0
04/05	07-30-05	3	3,397
05/06	06-30-06	7	10,983
06/07	07-01-07	10	16,614

#### D. FORECLOSURE

<u># of Parcels</u>	<u>Total Amount of Taxes Due (\$)</u>
0	0
0	0
0	0
0	0

#### E. ASSESSED VALUE OF PARCELS

<u>Reporting Date</u>	<u>Appraisal/ Tax Roll</u>	<u>Assessed Value(\$)</u>
07-01-04	Tax Roll	6,051,031
07-01-05	Tax Roll	35,135,664
01-01-06	Tax Roll	90,510,239
07-01-07	Tax Roll	93,477,834

#### F. MISCELLANEOUS

Taxes are not due until F/Y 2003/04.



## 2007 MELLO-ROOS YEARLY FISCAL STATUS REPORT

<u>Date</u>	<u>Amount(\$)</u>	<u>Issuing Entity, County, Type of Debt, Purpose</u>	<u>Rating(s) Enhancmt</u>	<u>Type of Sale</u>	<u>Role, Participant</u>	<u>Maturity Date/ Type</u>	<u>Interest Rate/ Type</u>
09-12-02	\$4,000,000	Corona-Norco Unified School District CFD No 01-1 Riverside CDIAC Number: 2002-1222 Limited tax obligation bond K-12 school facility IA A	NR	Neg	(BC) Stradling Yocca (TR) State Street Bank Corp (UW) Corona-Norco USD PFA	09-01-32 Comb	6.08 TIC

### YEARLY FISCAL STATUS REPORT INFORMATION

#### A. FUND BALANCES

<u>Year</u>	<u>Principal Amt Outstanding(\$)</u>	<u>Minimum Bond Reserve(\$)</u>	<u>Bond Reserve Fund(\$)</u>	<u>Capitalized Interest(\$)</u>	<u>Construction Fund(\$)</u>
02/03	4,000,000	292,231	0	0	0
03/04	3,940,000	292,231	301,692	0	0
04/05	3,875,000	292,231	302,394	0	0
05/06	3,805,000	295,510	301,631	0	0
06/07	3,805,000	295,510	306,516	0	0

#### B. TAX COLLECTION

<u>Year</u>	<u>Taxes Due(\$)</u>	<u>Taxes Unpaid(\$)</u>	<u>Percent</u>	<u>Teeter Plan</u>
02/03	0	0	0	No
03/04	328,440	9,177	3	No
04/05	328,440	13,907	4	No
05/06	591,760	29,320	5	No
06/07	591,760	45,960	8	No

#### C. DELINQUENT PARCELS

<u>Year</u>	<u>Reporting Date</u>	<u># of Parcels</u>	<u>Total Amount Due(\$)</u>
02/03		0	0
03/04	06-30-04	7	9,177
04/05	07-30-05	8	13,907
05/06	06-30-06	17	29,320
06/07	07-01-07	25	45,960

#### D. FORECLOSURE

<u># of Parcels</u>	<u>Total Amount of Taxes Due (\$)</u>
0	0
0	0
0	0
0	0
0	0

#### E. ASSESSED VALUE OF PARCELS

<u>Reporting Date</u>	<u>Appraisal/ Tax Roll</u>	<u>Assessed Value(\$)</u>
		0
07-01-04	Tax Roll	72,866,318
07-01-05	Tax Roll	78,023,557
01-01-06	Tax Roll	86,430,268
07-01-07	Tax Roll	95,826,326

#### F. MISCELLANEOUS





## 2007 MELLO-ROOS YEARLY FISCAL STATUS REPORT

<u>Date</u>	<u>Amount(\$)</u>	<u>Issuing Entity, County, Type of Debt, Purpose</u>	<u>Rating(s) Enhancmt</u>	<u>Type of Sale</u>	<u>Role, Participant</u>	<u>Maturity Date/ Type</u>	<u>Interest Rate/ Type</u>
09-12-02	\$7,230,000	Corona-Norco Unified School District CFD No 01-1 Riverside CDIAC Number: 2002-1223 Limited tax obligation bond K-12 school facility IA B	NR	Neg	(BC) Stradling Yocca (TR) State Street Bank Corp (UW) Corona-Norco USD PFA	09-01-32 Comb	6.08 TIC

### YEARLY FISCAL STATUS REPORT INFORMATION

#### A. FUND BALANCES

<u>Year</u>	<u>Principal Amt Outstanding(\$)</u>	<u>Minimum Bond Reserve(\$)</u>	<u>Bond Reserve Fund(\$)</u>	<u>Capitalized Interest(\$)</u>	<u>Construction Fund(\$)</u>
02/03	7,230,000	528,207	0	0	0
03/04	7,110,000	528,207	542,423	0	0
04/05	6,990,000	528,207	541,780	0	0
05/06	6,870,000	531,630	540,374	0	0
06/07	6,870,000	531,630	549,225	0	0

#### B. TAX COLLECTION

<u>Year</u>	<u>Taxes Due(\$)</u>	<u>Taxes Unpaid(\$)</u>	<u>Percent</u>	<u>Teeter Plan</u>
02/03	0	0	0	No
03/04	591,760	15,320	3	No
04/05	591,760	10,420	2	No
05/06	328,440	12,976	4	No
06/07	328,440	22,437	7	No

#### C. DELINQUENT PARCELS

<u>Year</u>	<u>Reporting Date</u>	<u># of Parcels</u>	<u>Total Amount Due(\$)</u>
02/03		0	0
03/04	06-30-04	9	15,320
04/05	07-30-05	6	10,420
05/06	06-30-06	6	12,976
06/07	07-01-07	9	22,437

#### D. FORECLOSURE

<u># of Parcels</u>	<u>Total Amount of Taxes Due (\$)</u>
0	0
0	0
0	0
0	0
0	0

#### E. ASSESSED VALUE OF PARCELS

<u>Reporting Date</u>	<u>Appraisal/ Tax Roll</u>	<u>Assessed Value(\$)</u>
		0
07-01-04	Tax Roll	113,654,773
07-01-05	Tax Roll	120,750,987
01-01-06	Tax Roll	133,255,208
07-01-07	Tax Roll	142,712,607

#### F. MISCELLANEOUS



## 2007 MELLO-ROOS YEARLY FISCAL STATUS REPORT

<u>Date</u>	<u>Amount(\$)</u>	<u>Issuing Entity, County, Type of Debt, Purpose</u>	<u>Rating(s) Enhancmt</u>	<u>Type of Sale</u>	<u>Role, Participant</u>	<u>Maturity Date/ Type</u>	<u>Interest Rate/ Type</u>
03-13-03	\$3,850,000	Corona-Norco Unified School District CFD No 01-2 Riverside CDIAC Number: 2002-1115 Limited tax obligation bond K-12 school facility IA B	NR	Neg	(BC) Stradling Yocca (TR) US Bank Natl Assoc (UW) UBS PaineWebber	09-01-33 Comb	5.699 NIC

### YEARLY FISCAL STATUS REPORT INFORMATION

#### A. FUND BALANCES

<u>Year</u>	<u>Principal Amt Outstanding(\$)</u>	<u>Minimum Bond Reserve(\$)</u>	<u>Bond Reserve Fund(\$)</u>	<u>Capitalized Interest(\$)</u>	<u>Construction Fund(\$)</u>
02/03	3,850,000	269,338	269,782	91,243	0
03/04	3,785,000	269,338	273,096	0	0
04/05	3,720,000	269,338	274,495	0	0
05/06	3,655,000	269,337	269,676	0	0
06/07	3,655,000	269,337	269,532	0	0

#### B. TAX COLLECTION

<u>Year</u>	<u>Taxes Due(\$)</u>	<u>Taxes Unpaid(\$)</u>	<u>Percent</u>	<u>Teeter Plan</u>
02/03	134,250	8,055	6	No
03/04	316,830	10,740	3	No
04/05	316,830	16,110	5	No
05/06	316,830	10,740	3	No
06/07	316,830	26,850	8	No

#### C. DELINQUENT PARCELS

<u>Year</u>	<u>Reporting Date</u>	<u># of Parcels</u>	<u>Total Amount Due(\$)</u>
02/03	07-01-03	6	8,055
03/04	07-01-04	6	10,740
04/05	07-30-05	9	16,110
05/06	06-30-06	4	10,740
06/07	07-01-07	11	26,850

#### D. FORECLOSURE

<u># of Parcels</u>	<u>Total Amount of Taxes Due (\$)</u>
0	0
0	0
0	0
0	0
0	0

#### E. ASSESSED VALUE OF PARCELS

<u>Reporting Date</u>	<u>Appraisal/ Tax Roll</u>	<u>Assessed Value(\$)</u>
07-01-03	Tax Roll	26,755,766
07-01-04	Tax Roll	47,550,040
07-01-05	Tax Roll	50,444,370
01-01-06	Tax Roll	53,761,336
07-01-07	Tax Roll	55,980,478

#### F. MISCELLANEOUS



## 2007 MELLO-ROOS YEARLY FISCAL STATUS REPORT

<u>Date</u>	<u>Amount(\$)</u>	<u>Issuing Entity, County, Type of Debt, Purpose</u>	<u>Rating(s) Enhancmt</u>	<u>Type of Sale</u>	<u>Role, Participant</u>	<u>Maturity Date/ Type</u>	<u>Interest Rate/ Type</u>
10-05-04	\$4,200,000	Corona-Norco Unified School District CFD No 01-2 Riverside CDIAC Number: 2004-0718 Limited tax obligation bond K-12 school facility IA A	NR	Neg	(BC) Stradling Yocca (TR) US Bank Natl Assoc (UW) Corona-Norco USD PFA	09-01-35 Comb	5.714 NIC

### YEARLY FISCAL STATUS REPORT INFORMATION

#### A. FUND BALANCES

<u>Year</u>	<u>Principal Amt Outstanding(\$)</u>	<u>Minimum Bond Reserve(\$)</u>	<u>Bond Reserve Fund(\$)</u>	<u>Capitalized Interest(\$)</u>	<u>Construction Fund(\$)</u>
04/05	4,200,000	290,507	294,176	0	0
05/06	4,130,000	291,955	290,847	0	0
06/07	4,130,000	290,507	298,664	0	0

#### B. TAX COLLECTION

<u>Year</u>	<u>Taxes Due(\$)</u>	<u>Taxes Unpaid(\$)</u>	<u>Percent</u>	<u>Teeter Plan</u>
04/05	339,578	4,517	1	No
05/06	352,491	39,280	11	No
06/07	345,963	37,151	11	No

#### C. DELINQUENT PARCELS

<u>Year</u>	<u>Reporting Date</u>	<u># of Parcels</u>	<u>Total Amount Due(\$)</u>
04/05	07-30-05	3	4,517
05/06	06-30-06	16	39,280
06/07	07-01-07	15	37,151

#### D. FORECLOSURE

<u># of Parcels</u>	<u>Total Amount of Taxes Due (\$)</u>
0	0
0	0
0	0

#### E. ASSESSED VALUE OF PARCELS

<u>Reporting Date</u>	<u>Appraisal/ Tax Roll</u>	<u>Assessed Value(\$)</u>
07-01-05	Tax Roll	50,506,336
01-01-06	Tax Roll	75,975,022
07-01-07	Tax Roll	79,848,054

#### F. MISCELLANEOUS



## 2007 MELLO-ROOS YEARLY FISCAL STATUS REPORT

<u>Date</u>	<u>Amount(\$)</u>	<u>Issuing Entity, County, Type of Debt, Purpose</u>	<u>Rating(s) Enhancmt</u>	<u>Type of Sale</u>	<u>Role, Participant</u>	<u>Maturity Date/ Type</u>	<u>Interest Rate/ Type</u>
03-30-05	\$8,500,000	Corona-Norco Unified School District CFD No 01-2 Riverside CDIAC Number: 2005-0199 Limited tax obligation bond K-12 school facility IA C	NR	Neg	(BC) Stradling Yocca (TR) US Bank Natl Assoc (UW) Corona-Norco USD PFA	09-01-35 Comb	5.336 NIC

### YEARLY FISCAL STATUS REPORT INFORMATION

#### A. FUND BALANCES

<u>Year</u>	<u>Principal Amt Outstanding(\$)</u>	<u>Minimum Bond Reserve(\$)</u>	<u>Bond Reserve Fund(\$)</u>	<u>Capitalized Interest(\$)</u>	<u>Construction Fund(\$)</u>
04/05	8,500,000	577,904	577,526	0	0
05/06	8,500,000	577,904	601,766	0	0
06/07	8,500,000	577,904	627,044	0	0

#### B. TAX COLLECTION

<u>Year</u>	<u>Taxes Due(\$)</u>	<u>Taxes Unpaid(\$)</u>	<u>Percent</u>	<u>Teeter Plan</u>
04/05	0	0	0	No
05/06	305,160	0	0	No
06/07	717,182	61,018	9	No

#### C. DELINQUENT PARCELS

<u>Year</u>	<u>Reporting Date</u>	<u># of Parcels</u>	<u>Total Amount Due(\$)</u>
04/05	07-30-05	0	0
05/06	06-30-06	0	0
06/07	07-01-07	25	61,018

#### D. FORECLOSURE

<u># of Parcels</u>	<u>Total Amount of Taxes Due (\$)</u>
0	0
0	0
0	0

#### E. ASSESSED VALUE OF PARCELS

<u>Reporting Date</u>	<u>Appraisal/ Tax Roll</u>	<u>Assessed Value(\$)</u>
07-01-05	Tax Roll	33,660,000
06-30-06	Tax Roll	89,704,584
07-01-07	Tax Roll	176,002,582

#### F. MISCELLANEOUS



## 2007 MELLO-ROOS YEARLY FISCAL STATUS REPORT

<u>Date</u>	<u>Amount(\$)</u>	<u>Issuing Entity, County, Type of Debt, Purpose</u>	<u>Rating(s) Enhancmt</u>	<u>Type of Sale</u>	<u>Role, Participant</u>	<u>Maturity Date/ Type</u>	<u>Interest Rate/ Type</u>
07-14-05	\$4,230,000	Corona-Norco Unified School District CFD No 02-1 Riverside CDIAC Number: 2005-1210 Limited tax obligation bond K-12 school facility Refunding	NR	Neg	(BC) Stradling Yocca (TR) US Bank Natl Assoc (UW) Corona-Norco USD PFA	09-01-33 Serial	4.507 NIC

### YEARLY FISCAL STATUS REPORT INFORMATION

#### A. FUND BALANCES

<u>Year</u>	<u>Principal Amt Outstanding(\$)</u>	<u>Minimum Bond Reserve(\$)</u>	<u>Bond Reserve Fund(\$)</u>	<u>Capitalized Interest(\$)</u>	<u>Construction Fund(\$)</u>
05/06	3,985,000	277,154	280,808	0	0
06/07	3,985,000	277,154	280,808	0	0

#### B. TAX COLLECTION

<u>Year</u>	<u>Taxes Due(\$)</u>	<u>Taxes Unpaid(\$)</u>	<u>Percent</u>	<u>Teeter Plan</u>
05/06	293,315	12,848	4	No
06/07	301,561	20,859	7	No

#### C. DELINQUENT PARCELS

<u>Year</u>	<u>Reporting Date</u>	<u># of Parcels</u>	<u>Total Amount Due(\$)</u>
05/06	06-30-06	16	12,848
06/07	07-01-07	23	20,859

#### D. FORECLOSURE

<u># of Parcels</u>	<u>Total Amount of Taxes Due (\$)</u>
0	0
0	0

#### E. ASSESSED VALUE OF PARCELS

<u>Reporting Date</u>	<u>Appraisal/ Tax Roll</u>	<u>Assessed Value(\$)</u>
01-01-06	Tax Roll	98,154,715
07-01-07	Tax Roll	105,985,439

#### F. MISCELLANEOUS



## 2007 MELLO-ROOS YEARLY FISCAL STATUS REPORT

<u>Date</u>	<u>Amount(\$)</u>	<u>Issuing Entity, County, Type of Debt, Purpose</u>	<u>Rating(s) Enhancmt</u>	<u>Type of Sale</u>	<u>Role, Participant</u>	<u>Maturity Date/ Type</u>	<u>Interest Rate/ Type</u>
07-14-05	\$4,875,000	Corona-Norco Unified School District CFD No 02-2 Riverside CDIAC Number: 2005-1158 Limited tax obligation bond K-12 school facility IA B Refunding	NR	Neg	(BC) Stradling Yocca (TR) US Bank Natl Assoc (UW) Corona-Norco USD PFA	09-01-34 Serial	4.464 NIC

### YEARLY FISCAL STATUS REPORT INFORMATION

#### A. FUND BALANCES

<u>Year</u>	<u>Principal Amt Outstanding(\$)</u>	<u>Minimum Bond Reserve(\$)</u>	<u>Bond Reserve Fund(\$)</u>	<u>Capitalized Interest(\$)</u>	<u>Construction Fund(\$)</u>
05/06	4,430,000	319,416	323,626	0	0
06/07	4,430,000	319,416	327,715	0	0

#### B. TAX COLLECTION

<u>Taxes Due(\$)</u>	<u>Taxes Unpaid(\$)</u>	<u>Percent</u>	<u>Teeter Plan</u>
369,753	27,445	7	No
369,753	38,107	10	No

#### C. DELINQUENT PARCELS

<u>Year</u>	<u>Reporting Date</u>	<u># of Parcels</u>	<u>Total Amount Due(\$)</u>
05/06	06-30-06	14	27,445
06/07	07-01-07	19	38,107

#### D. FORECLOSURE

<u># of Parcels</u>	<u>Total Amount of Taxes Due (\$)</u>
0	0
0	0

#### E. ASSESSED VALUE OF PARCELS

<u>Reporting Date</u>	<u>Appraisal/ Tax Roll</u>	<u>Assessed Value(\$)</u>
01-01-06	Tax Roll	65,984,287
07-01-07	Tax Roll	68,317,462

#### F. MISCELLANEOUS



## 2007 MELLO-ROOS YEARLY FISCAL STATUS REPORT

<u>Date</u>	<u>Amount(\$)</u>	<u>Issuing Entity, County, Type of Debt, Purpose</u>	<u>Rating(s) Enhancmt</u>	<u>Type of Sale</u>	<u>Role, Participant</u>	<u>Maturity Date/ Type</u>	<u>Interest Rate/ Type</u>
07-14-05	\$3,855,000	Corona-Norco Unified School District CFD No 02-2 Riverside CDIAC Number: 2005-1159 Limited tax obligation bond K-12 school facility IA A Refunding	NR	Neg	(BC) Stradling Yocca (TR) US Bank Natl Assoc (UW) Corona-Norco USD PFA	09-01-34 Serial	4.465 NIC

### YEARLY FISCAL STATUS REPORT INFORMATION

#### A. FUND BALANCES

<u>Year</u>	<u>Principal Amt Outstanding(\$)</u>	<u>Minimum Bond Reserve(\$)</u>	<u>Bond Reserve Fund(\$)</u>	<u>Capitalized Interest(\$)</u>	<u>Construction Fund(\$)</u>
05/06	3,505,000	252,584	255,914	0	0
06/07	3,505,000	252,584	259,147	0	0

#### B. TAX COLLECTION

<u>Taxes Due(\$)</u>	<u>Taxes Unpaid(\$)</u>	<u>Percent</u>	<u>Teeter Plan</u>
296,995	8,569	3	No
296,995	29,931	10	No

#### C. DELINQUENT PARCELS

<u>Year</u>	<u>Reporting Date</u>	<u># of Parcels</u>	<u>Total Amount Due(\$)</u>
05/06	06-30-06	7	8,569
06/07	07-01-07	17	29,931

#### D. FORECLOSURE

<u># of Parcels</u>	<u>Total Amount of Taxes Due (\$)</u>
0	0
0	0

#### E. ASSESSED VALUE OF PARCELS

<u>Reporting Date</u>	<u>Appraisal/ Tax Roll</u>	<u>Assessed Value(\$)</u>
01-01-06	Tax Roll	65,061,592
07-01-07	Tax Roll	69,328,212

#### F. MISCELLANEOUS



## 2007 MELLO-ROOS YEARLY FISCAL STATUS REPORT

<u>Date</u>	<u>Amount(\$)</u>	<u>Issuing Entity, County, Type of Debt, Purpose</u>	<u>Rating(s) Enhancmt</u>	<u>Type of Sale</u>	<u>Role, Participant</u>	<u>Maturity Date/ Type</u>	<u>Interest Rate/ Type</u>
03-11-04	\$13,865,000	Corona-Norco Unified School District CFD No 03-1 Riverside CDIAC Number: 2004-0081 Limited tax obligation bond K-12 school facility	NR	Neg	(BC) Stradling Yocca (TR) US Bank Natl Assoc (UW) UBS Financial Services	09-01-33 Comb	5.291 NIC

### YEARLY FISCAL STATUS REPORT INFORMATION

#### A. FUND BALANCES

<u>Year</u>	<u>Principal Amt Outstanding(\$)</u>	<u>Minimum Bond Reserve(\$)</u>	<u>Bond Reserve Fund(\$)</u>	<u>Capitalized Interest(\$)</u>	<u>Construction Fund(\$)</u>
03/04	13,865,000	952,606	952,790	965,695	0
04/05	13,865,000	952,606	973,001	350,162	0
05/06	13,595,000	952,606	953,855	0	0
06/07	13,595,000	952,606	975,500	0	0

#### B. TAX COLLECTION

<u>Taxes Due(\$)</u>	<u>Taxes Unpaid(\$)</u>	<u>Percent</u>	<u>Teeter Plan</u>
0	0	0	No
962,398	43,869	5	No
1,258,905	65,094	5	No
1,269,621	136,442	11	No

#### C. DELINQUENT PARCELS

<u>Year</u>	<u>Reporting Date</u>	<u># of Parcels</u>	<u>Total Amount Due(\$)</u>
03/04		0	0
04/05	07-30-05	24	43,869
05/06	06-30-06	33	65,094
06/07	07-01-07	60	136,442

#### D. FORECLOSURE

<u># of Parcels</u>	<u>Total Amount of Taxes Due (\$)</u>
0	0
0	0
0	0
0	0

#### E. ASSESSED VALUE OF PARCELS

<u>Reporting Date</u>	<u>Appraisal/ Tax Roll</u>	<u>Assessed Value(\$)</u>
07-01-04	Tax Roll	41,131,838
07-01-05	Tax Roll	178,270,021
01-01-06	Tax Roll	232,798,293
07-01-07	Tax Roll	242,333,340

#### F. MISCELLANEOUS

Assessments are not due until F/Y 2003/04.





## 2007 MELLO-ROOS YEARLY FISCAL STATUS REPORT

<u>Date</u>	<u>Amount(\$)</u>	<u>Issuing Entity, County, Type of Debt, Purpose</u>	<u>Rating(s) Enhancmt</u>	<u>Type of Sale</u>	<u>Role, Participant</u>	<u>Maturity Date/ Type</u>	<u>Interest Rate/ Type</u>
03-30-05	\$2,660,000	Corona-Norco Unified School District CFD No 03-2 Riverside CDIAC Number: 2005-0200 Limited tax obligation bond K-12 school facility	NR	Neg	(BC) Stradling Yocca (TR) US Bank Natl Assoc (UW) Corona-Norco USD PFA	09-01-35 Comb	5.336 NIC

### YEARLY FISCAL STATUS REPORT INFORMATION

#### A. FUND BALANCES

<u>Year</u>	<u>Principal Amt Outstanding(\$)</u>	<u>Minimum Bond Reserve(\$)</u>	<u>Bond Reserve Fund(\$)</u>	<u>Capitalized Interest(\$)</u>	<u>Construction Fund(\$)</u>
04/05	2,660,000	182,768	182,649	0	0
05/06	2,660,000	182,768	190,314	0	0
06/07	2,660,000	182,768	198,309	0	0

#### B. TAX COLLECTION

<u>Taxes Due(\$)</u>	<u>Taxes Unpaid(\$)</u>	<u>Percent</u>	<u>Teeter Plan</u>
18,503	0	0	No
280,016	26,330	9	No
280,016	33,156	12	No

#### C. DELINQUENT PARCELS

<u>Year</u>	<u>Reporting Date</u>	<u># of Parcels</u>	<u>Total Amount Due(\$)</u>
04/05	07-30-05	0	0
05/06	06-30-06	19	26,330
06/07	07-01-07	23	33,156

#### D. FORECLOSURE

<u># of Parcels</u>	<u>Total Amount of Taxes Due (\$)</u>
0	0
0	0
0	0

#### E. ASSESSED VALUE OF PARCELS

<u>Reporting Date</u>	<u>Appraisal/ Tax Roll</u>	<u>Assessed Value(\$)</u>
07-01-05	Tax Roll	23,976,960
01-01-06	Tax Roll	92,308,886
07-01-07	Tax Roll	96,912,299

#### F. MISCELLANEOUS



## 2007 MELLO-ROOS YEARLY FISCAL STATUS REPORT

<u>Date</u>	<u>Amount(\$)</u>	<u>Issuing Entity, County, Type of Debt, Purpose</u>	<u>Rating(s) Enhancmt</u>	<u>Type of Sale</u>	<u>Role, Participant</u>	<u>Maturity Date/ Type</u>	<u>Interest Rate/ Type</u>
10-05-04	\$2,850,000	Corona-Norco Unified School District CFD No 03-3 Riverside CDIAC Number: 2004-0719 Limited tax obligation bond K-12 school facility IA A	NR	Neg	(BC) Stradling Yocca (TR) US Bank Natl Assoc (UW) Corona-Norco USD PFA	09-01-35 Comb	5.714 NIC

### YEARLY FISCAL STATUS REPORT INFORMATION

#### A. FUND BALANCES

<u>Year</u>	<u>Principal Amt Outstanding(\$)</u>	<u>Minimum Bond Reserve(\$)</u>	<u>Bond Reserve Fund(\$)</u>	<u>Capitalized Interest(\$)</u>	<u>Construction Fund(\$)</u>
04/05	2,850,000	198,486	200,993	0	0
05/06	2,805,000	199,475	198,732	0	0
06/07	2,805,000	198,486	202,665	0	0

#### B. TAX COLLECTION

<u>Year</u>	<u>Taxes Due(\$)</u>	<u>Taxes Unpaid(\$)</u>	<u>Percent</u>	<u>Teeter Plan</u>
04/05	17,130	0	0	No
05/06	233,532	13,275	6	No
06/07	235,872	47,238	20	No

#### C. DELINQUENT PARCELS

<u>Year</u>	<u>Reporting Date</u>	<u># of Parcels</u>	<u>Total Amount Due(\$)</u>
04/05	07-30-05	0	0
05/06	06-30-06	6	13,275
06/07	07-01-07	15	47,238

#### D. FORECLOSURE

<u># of Parcels</u>	<u>Total Amount of Taxes Due (\$)</u>
0	0
0	0
0	0

#### E. ASSESSED VALUE OF PARCELS

<u>Reporting Date</u>	<u>Appraisal/ Tax Roll</u>	<u>Assessed Value(\$)</u>
07-01-05	Tax Roll	10,043,793
01-01-06	Tax Roll	58,797,766
07-01-07	Tax Roll	72,567,398

#### F. MISCELLANEOUS



## 2007 MELLO-ROOS YEARLY FISCAL STATUS REPORT

<u>Date</u>	<u>Amount(\$)</u>	<u>Issuing Entity, County, Type of Debt, Purpose</u>	<u>Rating(s) Enhancmt</u>	<u>Type of Sale</u>	<u>Role, Participant</u>	<u>Maturity Date/ Type</u>	<u>Interest Rate/ Type</u>
10-05-04	\$3,075,000	Corona-Norco Unified School District CFD No 03-3 Riverside CDIAC Number: 2004-0720 Limited tax obligation bond K-12 school facility IA B	NR	Neg	(BC) Stradling Yocca (TR) US Bank Natl Assoc (UW) Corona-Norco USD PFA	09-01-35 Comb	5.714 NIC

### YEARLY FISCAL STATUS REPORT INFORMATION

#### A. FUND BALANCES

<u>Year</u>	<u>Principal Amt Outstanding(\$)</u>	<u>Minimum Bond Reserve(\$)</u>	<u>Bond Reserve Fund(\$)</u>	<u>Capitalized Interest(\$)</u>	<u>Construction Fund(\$)</u>
04/05	3,075,000	213,620	216,318	0	0
05/06	3,025,000	214,685	213,884	0	0
06/07	3,025,000	213,620	218,665	0	0

#### B. TAX COLLECTION

<u>Year</u>	<u>Taxes Due(\$)</u>	<u>Taxes Unpaid(\$)</u>	<u>Percent</u>	<u>Teeter Plan</u>
04/05	165,727	0	0	No
05/06	247,561	33,489	14	No
06/07	247,561	40,594	16	No

#### C. DELINQUENT PARCELS

<u>Year</u>	<u>Reporting Date</u>	<u># of Parcels</u>	<u>Total Amount Due(\$)</u>
04/05	07-30-05	0	0
05/06	06-30-06	11	33,489
06/07	07-01-07	14	40,594

#### D. FORECLOSURE

<u># of Parcels</u>	<u>Total Amount of Taxes Due (\$)</u>
0	0
0	0
0	0

#### E. ASSESSED VALUE OF PARCELS

<u>Reporting Date</u>	<u>Appraisal/ Tax Roll</u>	<u>Assessed Value(\$)</u>
07-01-05	Tax Roll	19,296,712
01-01-06	Tax Roll	73,834,836
07-01-07	Tax Roll	77,773,317

#### F. MISCELLANEOUS



## 2007 MELLO-ROOS YEARLY FISCAL STATUS REPORT

<u>Date</u>	<u>Amount(\$)</u>	<u>Issuing Entity, County, Type of Debt, Purpose</u>	<u>Rating(s) Enhancmt</u>	<u>Type of Sale</u>	<u>Role, Participant</u>	<u>Maturity Date/ Type</u>	<u>Interest Rate/ Type</u>
10-05-04	\$2,485,000	Corona-Norco Unified School District CFD No 03-4 Riverside CDIAC Number: 2004-0721 Limited tax obligation bond K-12 school facility	NR	Neg	(BC) Stradling Yocca (TR) US Bank Natl Assoc (UW) Corona-Norco USD PFA	09-01-35 Comb	5.715 NIC

### YEARLY FISCAL STATUS REPORT INFORMATION

#### A. FUND BALANCES

<u>Year</u>	<u>Principal Amt Outstanding(\$)</u>	<u>Minimum Bond Reserve(\$)</u>	<u>Bond Reserve Fund(\$)</u>	<u>Capitalized Interest(\$)</u>	<u>Construction Fund(\$)</u>
04/05	2,485,000	173,202	175,389	0	0
05/06	2,445,000	174,065	173,417	0	0
06/07	2,445,000	173,202	176,709	0	0

#### B. TAX COLLECTION

<u>Taxes Due(\$)</u>	<u>Taxes Unpaid(\$)</u>	<u>Percent</u>	<u>Teeter Plan</u>
244,187	5,612	2	No
244,187	11,926	5	No
244,187	22,353	9	No

#### C. DELINQUENT PARCELS

<u>Year</u>	<u>Reporting Date</u>	<u># of Parcels</u>	<u>Total Amount Due(\$)</u>
04/05	07-30-05	4	5,612
05/06	06-30-06	8	11,926
06/07	07-01-07	15	22,353

#### D. FORECLOSURE

<u># of Parcels</u>	<u>Total Amount of Taxes Due (\$)</u>
0	0
0	0
0	0

#### E. ASSESSED VALUE OF PARCELS

<u>Reporting Date</u>	<u>Appraisal/ Tax Roll</u>	<u>Assessed Value(\$)</u>
07-01-05	Tax Roll	58,042,141
06-30-06	Tax Roll	63,820,657
07-01-07	Tax Roll	67,177,686

#### F. MISCELLANEOUS



## 2007 MELLO-ROOS YEARLY FISCAL STATUS REPORT

<u>Date</u>	<u>Amount(\$)</u>	<u>Issuing Entity, County, Type of Debt, Purpose</u>	<u>Rating(s) Enhancmt</u>	<u>Type of Sale</u>	<u>Role, Participant</u>	<u>Maturity Date/ Type</u>	<u>Interest Rate/ Type</u>
03-30-05	\$2,870,000	Corona-Norco Unified School District CFD No 03-5 Riverside CDIAC Number: 2005-0201 Limited tax obligation bond K-12 school facility	NR	Neg	(BC) Stradling Yocca (TR) US Bank Natl Assoc (UW) Corona-Norco USD PFA	09-01-35 Comb	5.334 NIC

### YEARLY FISCAL STATUS REPORT INFORMATION

#### A. FUND BALANCES

<u>Year</u>	<u>Principal Amt Outstanding(\$)</u>	<u>Minimum Bond Reserve(\$)</u>	<u>Bond Reserve Fund(\$)</u>	<u>Capitalized Interest(\$)</u>	<u>Construction Fund(\$)</u>
04/05	2,870,000	193,600	193,477	0	0
05/06	2,820,000	193,600	201,594	0	0
06/07	2,820,000	193,600	210,062	0	0

#### B. TAX COLLECTION

<u>Taxes Due(\$)</u>	<u>Taxes Unpaid(\$)</u>	<u>Percent</u>	<u>Teeter Plan</u>
95,893	8,242	9	No
219,608	41,397	19	No
233,822	51,965	22	No

#### C. DELINQUENT PARCELS

<u>Year</u>	<u>Reporting Date</u>	<u># of Parcels</u>	<u>Total Amount Due(\$)</u>
04/05	07-30-05	3	8,242
05/06	06-30-06	18	41,397
06/07	07-01-07	21	51,965

#### D. FORECLOSURE

<u># of Parcels</u>	<u>Total Amount of Taxes Due (\$)</u>
0	0
0	0
0	0

#### E. ASSESSED VALUE OF PARCELS

<u>Reporting Date</u>	<u>Appraisal/ Tax Roll</u>	<u>Assessed Value(\$)</u>
07-01-05	Tax Roll	31,130,367
06-30-06	Tax Roll	51,388,505
07-01-07	Tax Roll	54,861,203

#### F. MISCELLANEOUS



## 2007 MELLO-ROOS YEARLY FISCAL STATUS REPORT

<u>Date</u>	<u>Amount(\$)</u>	<u>Issuing Entity, County, Type of Debt, Purpose</u>	<u>Rating(s) Enhancmt</u>	<u>Type of Sale</u>	<u>Role, Participant</u>	<u>Maturity Date/ Type</u>	<u>Interest Rate/ Type</u>
04-11-06	\$13,620,000	Corona-Norco Unified School District CFD No 04-1 Riverside CDIAC Number: 2006-0299 Limited tax obligation bond K-12 school facility School Facs, Jurupa Area Pk & Rec Dist, Riverside Co & Jurupa CSD	NR	Neg	(BC) Stradling Yocca (TR) US Bank Natl Assoc (UW) UBS Securities	09-01-36 Comb	5.145 NIC

### YEARLY FISCAL STATUS REPORT INFORMATION

#### A. FUND BALANCES

<u>Year</u>	<u>Principal Amt Outstanding(\$)</u>	<u>Minimum Bond Reserve(\$)</u>	<u>Bond Reserve Fund(\$)</u>	<u>Capitalized Interest(\$)</u>	<u>Construction Fund(\$)</u>
05/06	13,620,000	917,960	909,139	903,754	7,095,989
06/07	13,620,000	917,960	977,826	367,522	1,479,969

#### B. TAX COLLECTION

<u>Taxes Due(\$)</u>	<u>Taxes Unpaid(\$)</u>	<u>Percent</u>	<u>Teeter Plan</u>
0	0	0	No
954,776	91,859	10	No

#### C. DELINQUENT PARCELS

<u>Year</u>	<u>Reporting Date</u>	<u># of Parcels</u>	<u>Total Amount Due(\$)</u>
05/06	06-30-06	0	0
06/07	07-01-07	35	91,859

#### D. FORECLOSURE

<u># of Parcels</u>	<u>Total Amount of Taxes Due (\$)</u>
0	0
0	0

#### E. ASSESSED VALUE OF PARCELS

<u>Reporting Date</u>	<u>Appraisal/ Tax Roll</u>	<u>Assessed Value(\$)</u>
01-01-06	Tax Roll	37,559,204
07-01-07	Tax Roll	144,349,169

#### F. MISCELLANEOUS



## 2007 MELLO-ROOS YEARLY FISCAL STATUS REPORT

<u>Date</u>	<u>Amount(\$)</u>	<u>Issuing Entity, County, Type of Debt, Purpose</u>	<u>Rating(s) Enhancmt</u>	<u>Type of Sale</u>	<u>Role, Participant</u>	<u>Maturity Date/ Type</u>	<u>Interest Rate/ Type</u>
06-28-06	\$2,700,000	Corona-Norco Unified School District CFD No 04-2 Riverside CDIAC Number: 2006-0124 Limited tax obligation bond K-12 school facility IA 1	NR	Neg	(BC) Stradling Yocca (TR) US Bank Natl Assoc (UW) Corona-Norco USD PFA	09-01-36 Comb	5.434 NIC

### YEARLY FISCAL STATUS REPORT INFORMATION

#### A. FUND BALANCES

<u>Year</u>	<u>Principal Amt Outstanding(\$)</u>	<u>Minimum Bond Reserve(\$)</u>	<u>Bond Reserve Fund(\$)</u>	<u>Capitalized Interest(\$)</u>	<u>Construction Fund(\$)</u>
05/06	2,700,000	183,518	183,518	159,135	2,149,039
06/07	2,700,000	183,518	183,518	0	703,150

#### B. TAX COLLECTION

<u>Year</u>	<u>Taxes Due(\$)</u>	<u>Taxes Unpaid(\$)</u>	<u>Percent</u>	<u>Teeter Plan</u>
05/06	0	0	0	No
06/07	135,338	5,813	4	No

#### C. DELINQUENT PARCELS

<u>Year</u>	<u>Reporting Date</u>	<u># of Parcels</u>	<u>Total Amount Due(\$)</u>
05/06	06-30-06	0	0
06/07	07-01-07	3	5,813

#### D. FORECLOSURE

<u># of Parcels</u>	<u>Total Amount of Taxes Due (\$)</u>
0	0
0	0

#### E. ASSESSED VALUE OF PARCELS

<u>Reporting Date</u>	<u>Appraisal/ Tax Roll</u>	<u>Assessed Value(\$)</u>
01-01-06	Tax Roll	5,592,786
07-01-07	Tax Roll	26,278,527

#### F. MISCELLANEOUS



## 2007 MELLO-ROOS YEARLY FISCAL STATUS REPORT

<u>Date</u>	<u>Amount(\$)</u>	<u>Issuing Entity, County, Type of Debt, Purpose</u>	<u>Rating(s) Enhancmt</u>	<u>Type of Sale</u>	<u>Role, Participant</u>	<u>Maturity Date/ Type</u>	<u>Interest Rate/ Type</u>
06-28-06	\$3,300,000	Corona-Norco Unified School District CFD No 04-2 Riverside CDIAC Number: 2006-0125 Limited tax obligation bond K-12 school facility IA 2	NR	Neg	(BC) Stradling Yocca (TR) US Bank Natl Assoc (UW) Corona-Norco USD PFA	09-01-36 Comb	5.434 NIC

### YEARLY FISCAL STATUS REPORT INFORMATION

#### A. FUND BALANCES

<u>Year</u>	<u>Principal Amt Outstanding(\$)</u>	<u>Minimum Bond Reserve(\$)</u>	<u>Bond Reserve Fund(\$)</u>	<u>Capitalized Interest(\$)</u>	<u>Construction Fund(\$)</u>
05/06	3,300,000	224,300	224,300	194,417	2,602,258
06/07	3,300,000	224,300	224,300	0	0

#### B. TAX COLLECTION

<u>Year</u>	<u>Taxes Due(\$)</u>	<u>Taxes Unpaid(\$)</u>	<u>Percent</u>	<u>Teeter Plan</u>
05/06	0	0	0	No
06/07	117,093	0	0	No

#### C. DELINQUENT PARCELS

<u>Year</u>	<u>Reporting Date</u>	<u># of Parcels</u>	<u>Total Amount Due(\$)</u>
05/06	06-30-06	0	0
06/07	07-01-07	0	0

#### D. FORECLOSURE

<u># of Parcels</u>	<u>Total Amount of Taxes Due (\$)</u>
0	0
0	0

#### E. ASSESSED VALUE OF PARCELS

<u>Reporting Date</u>	<u>Appraisal/ Tax Roll</u>	<u>Assessed Value(\$)</u>
01-01-06	Tax Roll	7,875,249
07-01-07	Tax Roll	28,084,666

#### F. MISCELLANEOUS





## 2007 MELLO-ROOS YEARLY FISCAL STATUS REPORT

<u>Date</u>	<u>Amount(\$)</u>	<u>Issuing Entity, County, Type of Debt, Purpose</u>	<u>Rating(s) Enhancmt</u>	<u>Type of Sale</u>	<u>Role, Participant</u>	<u>Maturity Date/ Type</u>	<u>Interest Rate/ Type</u>
11-20-06	\$2,200,000	Corona-Norco Unified School District CFD No 04-2 Riverside CDIAC Number: 2006-1478 Limited tax obligation bond K-12 school facility IA 3	NR	Neg	(BC) Stradling Yocca (TR) US Bank Natl Assoc (UW) Corona-Norco USD PFA	09-01-36 Comb	5.001 NIC

### YEARLY FISCAL STATUS REPORT INFORMATION

#### A. FUND BALANCES

<u>Year</u>	<u>Principal Amt Outstanding(\$)</u>	<u>Minimum Bond Reserve(\$)</u>	<u>Bond Reserve Fund(\$)</u>	<u>Capitalized Interest(\$)</u>	<u>Construction Fund(\$)</u>
06/07	2,200,000	144,532	147,973	0	332,673

#### B. TAX COLLECTION

<u>Taxes Due(\$)</u>	<u>Taxes Unpaid(\$)</u>	<u>Percent</u>	<u>Teeter Plan</u>
0	0	0	No

#### C. DELINQUENT PARCELS

<u>Year</u>	<u>Reporting Date</u>	<u># of Parcels</u>	<u>Total Amount Due(\$)</u>
06/07	07-01-07	0	0

#### D. FORECLOSURE

<u># of Parcels</u>	<u>Total Amount of Taxes Due (\$)</u>
0	0

#### E. ASSESSED VALUE OF PARCELS

<u>Reporting Date</u>	<u>Appraisal/ Tax Roll</u>	<u>Assessed Value(\$)</u>
07-01-07	Tax Roll	12,848,057

#### F. MISCELLANEOUS



## 2007 MELLO-ROOS YEARLY FISCAL STATUS REPORT

<u>Date</u>	<u>Amount(\$)</u>	<u>Issuing Entity, County, Type of Debt, Purpose</u>	<u>Rating(s) Enhancmt</u>	<u>Type of Sale</u>	<u>Role, Participant</u>	<u>Maturity Date/ Type</u>	<u>Interest Rate/ Type</u>
11-20-06	\$13,135,000	Corona-Norco Unified School District CFD No 05-1 Riverside CDIAC Number: 2006-0885 Limited tax obligation bond K-12 school facility	NR	Neg	(BC) Stradling Yocca (TR) US Bank Natl Assoc (UW) Corona-Norco USD PFA	09-01-36 Comb	5.001 NIC

### YEARLY FISCAL STATUS REPORT INFORMATION

#### A. FUND BALANCES

<u>Year</u>	<u>Principal Amt Outstanding(\$)</u>	<u>Minimum Bond Reserve(\$)</u>	<u>Bond Reserve Fund(\$)</u>	<u>Capitalized Interest(\$)</u>	<u>Construction Fund(\$)</u>
06/07	13,135,000	862,921	863,102	0	494,912

#### B. TAX COLLECTION

<u>Taxes Due(\$)</u>	<u>Taxes Unpaid(\$)</u>	<u>Percent</u>	<u>Teeter Plan</u>
536,120	33,345	6	No

#### C. DELINQUENT PARCELS

<u>Year</u>	<u>Reporting Date</u>	<u># of Parcels</u>	<u>Total Amount Due(\$)</u>
06/07	07-01-07	31	33,345

#### D. FORECLOSURE

<u># of Parcels</u>	<u>Total Amount of Taxes Due (\$)</u>
0	0

#### E. ASSESSED VALUE OF PARCELS

<u>Reporting Date</u>	<u>Appraisal/ Tax Roll</u>	<u>Assessed Value(\$)</u>
07-01-07	Tax Roll	231,802,024

#### F. MISCELLANEOUS



## 2007 MELLO-ROOS YEARLY FISCAL STATUS REPORT

<u>Date</u>	<u>Amount(\$)</u>	<u>Issuing Entity, County, Type of Debt, Purpose</u>	<u>Rating(s) Enhancmt</u>	<u>Type of Sale</u>	<u>Role, Participant</u>	<u>Maturity Date/ Type</u>	<u>Interest Rate/ Type</u>
07-18-96	\$4,525,000	Corona-Norco Unified School District CFD No 6 Riverside CDIAC Number: 1996-0944 Limited tax obligation bond K-12 school facility Refunding	NR	Neg	(BC) Stradling Yocca (TR) State Street Bank Corp (UW) Corona-Norco USD PFA	09-01-12 Term	5.43 NIC

### YEARLY FISCAL STATUS REPORT INFORMATION

#### A. FUND BALANCES

<u>Year</u>	<u>Principal Amt Outstanding(\$)</u>	<u>Minimum Bond Reserve(\$)</u>	<u>Bond Reserve Fund(\$)</u>	<u>Capitalized Interest(\$)</u>	<u>Construction Fund(\$)</u>
01/02	3,240,000	443,948	444,911	0	0
02/03	2,985,000	443,948	450,210	0	0
03/04	2,715,000	443,948	449,079	0	0
04/05	2,435,000	443,948	452,452	0	0
05/06	2,140,000	443,948	451,258	0	0
06/07	2,140,000	449,188	458,634	0	0

#### B. TAX COLLECTION

<u>Taxes Due(\$)</u>	<u>Taxes Unpaid(\$)</u>	<u>Percent</u>	<u>Teeter Plan</u>
441,283	10,932	2	No
443,019	6,785	2	No
443,019	9,070	2	No
447,056	9,212	2	No
434,945	10,726	2	No
449,188	22,771	5	No

#### C. DELINQUENT PARCELS

<u>Year</u>	<u>Reporting Date</u>	<u># of Parcels</u>	<u>Total Amount Due(\$)</u>
01/02	07-01-02	24	10,832
02/03	07-01-03	22	6,785
03/04	06-30-04	27	9,070
04/05	07-30-05	31	9,212
05/06	06-30-06	32	10,726
06/07	07-01-07	75	22,771

#### D. FORECLOSURE

<u># of Parcels</u>	<u>Total Amount of Taxes Due (\$)</u>
0	0
0	0
0	0
0	0
0	0
0	0

#### E. ASSESSED VALUE OF PARCELS

<u>Reporting Date</u>	<u>Appraisal/ Tax Roll</u>	<u>Assessed Value(\$)</u>
07-01-02	Tax Roll	189,016,834
07-01-03	Tax Roll	200,236,350
07-01-04	Tax Roll	216,464,837
07-01-05	Tax Roll	243,205,168
01-01-06	Tax Roll	275,916,082
07-01-07	Tax Roll	294,697,578

#### F. MISCELLANEOUS



## 2007 MELLO-ROOS YEARLY FISCAL STATUS REPORT

<u>Date</u>	<u>Amount(\$)</u>	<u>Issuing Entity, County, Type of Debt, Purpose</u>	<u>Rating(s) Enhancmt</u>	<u>Type of Sale</u>	<u>Role, Participant</u>	<u>Maturity Date/ Type</u>	<u>Interest Rate/ Type</u>
07-18-96	\$6,295,000	Corona-Norco Unified School District CFD No 88-1 Riverside CDIAC Number: 1996-0945 Limited tax obligation bond K-12 school facility Refunding	NR	Neg	(BC) Stradling Yocca (TR) State Street Bank Corp (UW) Corona-Norco USD PFA	09-01-14 Term	5.52 NIC

### YEARLY FISCAL STATUS REPORT INFORMATION

#### A. FUND BALANCES

<u>Year</u>	<u>Principal Amt Outstanding(\$)</u>	<u>Minimum Bond Reserve(\$)</u>	<u>Bond Reserve Fund(\$)</u>	<u>Capitalized Interest(\$)</u>	<u>Construction Fund(\$)</u>
01/02	4,815,000	617,603	620,304	0	0
02/03	4,520,000	617,603	626,336	0	0
03/04	4,210,000	626,336	624,746	0	0
04/05	3,880,000	626,336	629,444	0	0
05/06	3,535,000	617,603	627,766	0	0
06/07	3,535,000	617,603	638,004	0	0

#### B. TAX COLLECTION

<u>Taxes Due(\$)</u>	<u>Taxes Unpaid(\$)</u>	<u>Percent</u>	<u>Teeter Plan</u>
459,965	14,517	3	No
549,279	13,134	2	No
613,190	11,285	2	No
576,486	15,886	3	No
585,293	19,029	3	No
559,740	25,043	4	No

#### C. DELINQUENT PARCELS

<u>Year</u>	<u>Reporting Date</u>	<u># of Parcels</u>	<u>Total Amount Due(\$)</u>
01/02	07-01-02	42	14,517
02/03	07-01-03	45	13,134
03/04	06-30-04	32	11,285
04/05	07-30-05	53	15,886
05/06	06-30-06	54	19,029
06/07	07-01-07	76	25,043

#### D. FORECLOSURE

<u># of Parcels</u>	<u>Total Amount of Taxes Due (\$)</u>
0	0
0	0
0	0
0	0
0	0
0	0

#### E. ASSESSED VALUE OF PARCELS

<u>Reporting Date</u>	<u>Appraisal/ Tax Roll</u>	<u>Assessed Value(\$)</u>
07-01-02	Tax Roll	375,157,211
07-01-03	Tax Roll	397,789,883
07-01-04	Tax Roll	424,323,755
07-01-05	Tax Roll	458,027,870
01-01-06	Tax Roll	499,674,285
07-01-07	Tax Roll	526,725,810

#### F. MISCELLANEOUS



## 2007 MELLO-ROOS YEARLY FISCAL STATUS REPORT

<u>Date</u>	<u>Amount(\$)</u>	<u>Issuing Entity, County, Type of Debt, Purpose</u>	<u>Rating(s) Enhancmt</u>	<u>Type of Sale</u>	<u>Role, Participant</u>	<u>Maturity Date/ Type</u>	<u>Interest Rate/ Type</u>
07-14-05	\$1,575,000	Corona-Norco Unified School District CFD No 97-1 Riverside CDIAC Number: 2005-1165 Limited tax obligation bond K-12 school facility Refunding	NR	Neg	(BC) Stradling Yocca (TR) US Bank Natl Assoc (UW) Corona-Norco USD PFA	09-01-28 Serial	4.312 NIC

### YEARLY FISCAL STATUS REPORT INFORMATION

#### A. FUND BALANCES

<u>Year</u>	<u>Principal Amt Outstanding(\$)</u>	<u>Minimum Bond Reserve(\$)</u>	<u>Bond Reserve Fund(\$)</u>	<u>Capitalized Interest(\$)</u>	<u>Construction Fund(\$)</u>
05/06	1,390,000	103,196	104,556	0	0
06/07	1,390,000	103,196	105,877	0	0

#### B. TAX COLLECTION

<u>Taxes Due(\$)</u>	<u>Taxes Unpaid(\$)</u>	<u>Percent</u>	<u>Teeter Plan</u>
117,168	2,804	2	No
107,624	3,275	3	No

#### C. DELINQUENT PARCELS

<u>Year</u>	<u>Reporting Date</u>	<u># of Parcels</u>	<u>Total Amount Due(\$)</u>
05/06	06-30-06	3	2,804
06/07	07-01-07	4	3,275

#### D. FORECLOSURE

<u># of Parcels</u>	<u>Total Amount of Taxes Due (\$)</u>
0	0
0	0

#### E. ASSESSED VALUE OF PARCELS

<u>Reporting Date</u>	<u>Appraisal/ Tax Roll</u>	<u>Assessed Value(\$)</u>
01-01-06	Tax Roll	23,800,039
07-01-07	Tax Roll	25,465,825

#### F. MISCELLANEOUS



## 2007 MELLO-ROOS YEARLY FISCAL STATUS REPORT

<u>Date</u>	<u>Amount(\$)</u>	<u>Issuing Entity, County, Type of Debt, Purpose</u>	<u>Rating(s) Enhancmt</u>	<u>Type of Sale</u>	<u>Role, Participant</u>	<u>Maturity Date/ Type</u>	<u>Interest Rate/ Type</u>
07-17-02	\$23,240,000	Corona-Norco Unified School District CFD No 98-1 Riverside CDIAC Number: 2001-1898 Limited tax obligation bond K-12 school facility	S:AAA M:Aaa  Ins	Neg	(BC) Stradling Yocca (EN) Ambac (TR) State Street Bank Corp (UW) UBS PaineWebber	09-01-32 Comb	5.325 TIC

### YEARLY FISCAL STATUS REPORT INFORMATION

#### A. FUND BALANCES

<u>Year</u>	<u>Principal Amt Outstanding(\$)</u>	<u>Minimum Bond Reserve(\$)</u>	<u>Bond Reserve Fund(\$)</u>	<u>Capitalized Interest(\$)</u>	<u>Construction Fund(\$)</u>
02/03	23,240,000	1,989,377	2,025,080	0	14
03/04	23,125,000	1,989,377	2,036,228	0	14
04/05	22,980,000	1,989,377	2,036,342	0	14
05/06	22,810,000	2,032,730	2,062,298	0	0
06/07	22,810,000	2,032,730	2,048,539	0	0

#### B. TAX COLLECTION

<u>Year</u>	<u>Taxes Due(\$)</u>	<u>Taxes Unpaid(\$)</u>	<u>Percent</u>	<u>Teeter Plan</u>
02/03	2,441,442	74,968	3	No
03/04	3,541,051	114,412	3	No
04/05	3,229,485	100,723	3	No
05/06	3,792,558	179,583	5	No
06/07	3,977,858	235,137	6	No

#### C. DELINQUENT PARCELS

<u>Year</u>	<u>Reporting Date</u>	<u># of Parcels</u>	<u>Total Amount Due(\$)</u>
02/03	07-01-03	75	74,968
03/04	07-01-04	107	114,412
04/05	07-30-05	119	100,723
05/06	01-01-06	191	179,583
06/07	07-01-07	235	235,137

#### D. FORECLOSURE

<u># of Parcels</u>	<u>Total Amount of Taxes Due (\$)</u>
0	0
0	0
0	0
0	0
0	0

#### E. ASSESSED VALUE OF PARCELS

<u>Reporting Date</u>	<u>Appraisal/ Tax Roll</u>	<u>Assessed Value(\$)</u>
07-01-03	Tax Roll	643,380,307
07-01-04	Tax Roll	836,486,530
07-01-05	Tax Roll	1,047,159,296
01-01-06	Tax Roll	1,271,275,803
07-01-07	Tax Roll	1,387,732,304

#### F. MISCELLANEOUS



## 2007 MELLO-ROOS YEARLY FISCAL STATUS REPORT

<u>Date</u>	<u>Amount(\$)</u>	<u>Issuing Entity, County, Type of Debt, Purpose</u>	<u>Rating(s) Enhancmt</u>	<u>Type of Sale</u>	<u>Role, Participant</u>	<u>Maturity Date/ Type</u>	<u>Interest Rate/ Type</u>
08-27-03	\$26,760,000	Corona-Norco Unified School District CFD No 98-1 Riverside CDIAC Number: 2003-1572 Limited tax obligation bond K-12 school facility	S:AAA M:Aaa  Ins	Neg	(BC) Stradling Yocca (EN) MBIA Corp (TR) US Bank Natl Assoc (UW) UBS Financial Services	09-01-33 Comb	5.061 NIC

### YEARLY FISCAL STATUS REPORT INFORMATION

#### A. FUND BALANCES

<u>Year</u>	<u>Principal Amt Outstanding(\$)</u>	<u>Minimum Bond Reserve(\$)</u>	<u>Bond Reserve Fund(\$)</u>	<u>Capitalized Interest(\$)</u>	<u>Construction Fund(\$)</u>
03/04	26,635,000	2,284,377	2,325,773	0	0
04/05	26,510,000	2,284,377	2,351,414	0	0
05/06	26,355,000	2,347,450	2,355,546	0	0
06/07	26,355,000	2,347,450	2,366,213	0	0

#### B. TAX COLLECTION

<u>Taxes Due(\$)</u>	<u>Taxes Unpaid(\$)</u>	<u>Percent</u>	<u>Teeter Plan</u>
3,541,051	114,412	3	No
3,229,485	100,723	3	No
3,792,558	179,583	5	No
3,977,858	235,137	6	No

#### C. DELINQUENT PARCELS

<u>Year</u>	<u>Reporting Date</u>	<u># of Parcels</u>	<u>Total Amount Due(\$)</u>
03/04	07-01-04	107	114,412
04/05	07-30-05	119	100,723
05/06	06-30-06	191	179,583
06/07	07-01-07	235	235,137

#### D. FORECLOSURE

<u># of Parcels</u>	<u>Total Amount of Taxes Due (\$)</u>
0	0
0	0
0	0
0	0

#### E. ASSESSED VALUE OF PARCELS

<u>Reporting Date</u>	<u>Appraisal/ Tax Roll</u>	<u>Assessed Value(\$)</u>
07-01-04	Tax Roll	836,486,530
07-01-05	Tax Roll	1,047,159,296
01-01-06	Tax Roll	1,271,275,803
07-01-07	Tax Roll	1,387,732,304

#### F. MISCELLANEOUS



## 2007 MELLO-ROOS YEARLY FISCAL STATUS REPORT

<u>Date</u>	<u>Amount(\$)</u>	<u>Issuing Entity, County, Type of Debt, Purpose</u>	<u>Rating(s) Enhancmt</u>	<u>Type of Sale</u>	<u>Role, Participant</u>	<u>Maturity Date/ Type</u>	<u>Interest Rate/ Type</u>
07-14-05	\$3,795,000	Corona-Norco Unified School District CFD No 99-1 Riverside CDIAC Number: 2005-1163 Limited tax obligation bond K-12 school facility Refunding	NR	Neg	(BC) Stradling Yocca (TR) US Bank Natl Assoc (UW) Corona-Norco USD PFA	09-01-29 Serial	4.341 NIC

### YEARLY FISCAL STATUS REPORT INFORMATION

#### A. FUND BALANCES

<u>Year</u>	<u>Principal Amt Outstanding(\$)</u>	<u>Minimum Bond Reserve(\$)</u>	<u>Bond Reserve Fund(\$)</u>	<u>Capitalized Interest(\$)</u>	<u>Construction Fund(\$)</u>
05/06	3,200,000	248,653	251,930	0	0
06/07	3,200,000	248,653	255,114	0	0

#### B. TAX COLLECTION

<u>Year</u>	<u>Taxes Due(\$)</u>	<u>Taxes Unpaid(\$)</u>	<u>Percent</u>	<u>Teeter Plan</u>
05/06	302,027	16,357	5	No
06/07	296,763	13,699	5	No

#### C. DELINQUENT PARCELS

<u>Year</u>	<u>Reporting Date</u>	<u># of Parcels</u>	<u>Total Amount Due(\$)</u>
05/06	06-30-06	9	16,357
06/07	07-01-07	8	13,698

#### D. FORECLOSURE

<u># of Parcels</u>	<u>Total Amount of Taxes Due (\$)</u>
0	0
0	0

#### E. ASSESSED VALUE OF PARCELS

<u>Reporting Date</u>	<u>Appraisal/ Tax Roll</u>	<u>Assessed Value(\$)</u>
01-01-06	Tax Roll	52,916,164
07-01-07	Tax Roll	54,986,528

#### F. MISCELLANEOUS





## 2007 MELLO-ROOS YEARLY FISCAL STATUS REPORT

<u>Date</u>	<u>Amount(\$)</u>	<u>Issuing Entity, County, Type of Debt, Purpose</u>	<u>Rating(s) Enhancmt</u>	<u>Type of Sale</u>	<u>Role, Participant</u>	<u>Maturity Date/ Type</u>	<u>Interest Rate/ Type</u>
07-14-05	\$2,230,000	Corona-Norco Unified School District CFD No 99-2 Riverside CDIAC Number: 2005-1207 Limited tax obligation bond K-12 school facility IA B Refunding	NR	Neg	(BC) Stradling Yocca (TR) US Bank Natl Assoc (UW) Corona-Norco USD PFA	09-01-31 Serial	4.401 NIC

### YEARLY FISCAL STATUS REPORT INFORMATION

#### A. FUND BALANCES

<u>Year</u>	<u>Principal Amt Outstanding(\$)</u>	<u>Minimum Bond Reserve(\$)</u>	<u>Bond Reserve Fund(\$)</u>	<u>Capitalized Interest(\$)</u>	<u>Construction Fund(\$)</u>
05/06	1,901,334	146,112	148,038	0	0
06/07	1,901,334	146,112	149,909	0	0

#### B. TAX COLLECTION

<u>Taxes Due(\$)</u>	<u>Taxes Unpaid(\$)</u>	<u>Percent</u>	<u>Teeter Plan</u>
157,176	6,020	4	No
144,072	7,820	5	No

#### C. DELINQUENT PARCELS

<u>Year</u>	<u>Reporting Date</u>	<u># of Parcels</u>	<u>Total Amount Due(\$)</u>
05/06	06-30-06	5	6,020
06/07	07-01-07	5	7,820

#### D. FORECLOSURE

<u># of Parcels</u>	<u>Total Amount of Taxes Due (\$)</u>
0	0
0	0

#### E. ASSESSED VALUE OF PARCELS

<u>Reporting Date</u>	<u>Appraisal/ Tax Roll</u>	<u>Assessed Value(\$)</u>
01-01-06	Tax Roll	42,363,986
07-01-07	Tax Roll	44,420,162

#### F. MISCELLANEOUS



## 2007 MELLO-ROOS YEARLY FISCAL STATUS REPORT

<u>Date</u>	<u>Amount(\$)</u>	<u>Issuing Entity, County, Type of Debt, Purpose</u>	<u>Rating(s) Enhancmt</u>	<u>Type of Sale</u>	<u>Role, Participant</u>	<u>Maturity Date/ Type</u>	<u>Interest Rate/ Type</u>
07-14-05	\$2,945,000	Corona-Norco Unified School District CFD No 99-2 Riverside CDIAC Number: 2005-1208 Limited tax obligation bond K-12 school facility IA A Refunding	NR	Neg	(BC) Stradling Yocca (TR) US Bank Natl Assoc (UW) Corona-Norco USD PFA	09-01-31 Serial	4.401 NIC

### YEARLY FISCAL STATUS REPORT INFORMATION

#### A. FUND BALANCES

<u>Year</u>	<u>Principal Amt Outstanding(\$)</u>	<u>Minimum Bond Reserve(\$)</u>	<u>Bond Reserve Fund(\$)</u>	<u>Capitalized Interest(\$)</u>	<u>Construction Fund(\$)</u>
05/06	2,514,391	192,959	195,503	0	0
06/07	2,514,391	192,959	197,973	0	0

#### B. TAX COLLECTION

<u>Taxes Due(\$)</u>	<u>Taxes Unpaid(\$)</u>	<u>Percent</u>	<u>Teeter Plan</u>
205,252	9,201	4	No
199,061	10,187	5	No

#### C. DELINQUENT PARCELS

<u>Year</u>	<u>Reporting Date</u>	<u># of Parcels</u>	<u>Total Amount Due(\$)</u>
05/06	06-30-06	13	9,201
06/07	07-01-07	14	10,187

#### D. FORECLOSURE

<u># of Parcels</u>	<u>Total Amount of Taxes Due (\$)</u>
0	0
0	0

#### E. ASSESSED VALUE OF PARCELS

<u>Reporting Date</u>	<u>Appraisal/ Tax Roll</u>	<u>Assessed Value(\$)</u>
01-01-06	Tax Roll	83,538,624
07-01-07	Tax Roll	89,742,041

#### F. MISCELLANEOUS



## 2007 MELLO-ROOS YEARLY FISCAL STATUS REPORT

<u>Date</u>	<u>Amount(\$)</u>	<u>Issuing Entity, County, Type of Debt, Purpose</u>	<u>Rating(s) Enhancmt</u>	<u>Type of Sale</u>	<u>Role, Participant</u>	<u>Maturity Date/ Type</u>	<u>Interest Rate/ Type</u>
07-14-05	\$2,640,000	Corona-Norco Unified School District CFD No 99-2 Riverside CDIAC Number: 2005-1209 Limited tax obligation bond K-12 school facility IA C Refunding	NR	Neg	(BC) Stradling Yocca (TR) US Bank Natl Assoc (UW) Corona-Norco USD PFA	09-01-31 Serial	4.4 NIC

### YEARLY FISCAL STATUS REPORT INFORMATION

#### A. FUND BALANCES

<u>Year</u>	<u>Principal Amt Outstanding(\$)</u>	<u>Minimum Bond Reserve(\$)</u>	<u>Bond Reserve Fund(\$)</u>	<u>Capitalized Interest(\$)</u>	<u>Construction Fund(\$)</u>
05/06	2,229,275	172,976	175,256	0	0
06/07	2,229,275	172,976	177,470	0	0

#### B. TAX COLLECTION

<u>Year</u>	<u>Taxes Due(\$)</u>	<u>Taxes Unpaid(\$)</u>	<u>Percent</u>	<u>Teeter Plan</u>
05/06	182,884	5,656	3	No
06/07	171,554	15,495	9	No

#### C. DELINQUENT PARCELS

<u>Year</u>	<u>Reporting Date</u>	<u># of Parcels</u>	<u>Total Amount Due(\$)</u>
05/06	06-30-06	4	5,656
06/07	07-01-07	10	15,495

#### D. FORECLOSURE

<u># of Parcels</u>	<u>Total Amount of Taxes Due (\$)</u>
0	0
0	0

#### E. ASSESSED VALUE OF PARCELS

<u>Reporting Date</u>	<u>Appraisal/ Tax Roll</u>	<u>Assessed Value(\$)</u>
01-01-06	Tax Roll	36,930,855
07-01-07	Tax Roll	39,290,098

#### F. MISCELLANEOUS



## 2007 MELLO-ROOS YEARLY FISCAL STATUS REPORT

<u>Date</u>	<u>Amount(\$)</u>	<u>Issuing Entity, County, Type of Debt, Purpose</u>	<u>Rating(s) Enhancmt</u>	<u>Type of Sale</u>	<u>Role, Participant</u>	<u>Maturity Date/ Type</u>	<u>Interest Rate/ Type</u>
06-01-00	\$2,285,000	Desert Sands Unified School District CFD No 1 Riverside CDIAC Number: 2000-0468 Limited tax obligation bond K-12 school facility	NR	Neg	(BC) Stradling Yocca (TR) US Trust Co of CA (UW) Sutro & Co	09-01-25 Comb	6.99 NIC

### YEARLY FISCAL STATUS REPORT INFORMATION

#### A. FUND BALANCES

<u>Year</u>	<u>Principal Amt Outstanding(\$)</u>	<u>Minimum Bond Reserve(\$)</u>	<u>Bond Reserve Fund(\$)</u>	<u>Capitalized Interest(\$)</u>	<u>Construction Fund(\$)</u>
01/02	2,245,000	193,719	196,776	0	0
02/03	2,200,000	193,719	194,155	0	0
03/04	2,155,000	193,719	193,854	0	0
04/05	2,105,000	193,719	195,264	0	0
05/06	2,055,000	193,719	196,173	0	0
06/07	2,000,000	193,719	196,582	0	0

#### B. TAX COLLECTION

<u>Year</u>	<u>Taxes Due(\$)</u>	<u>Taxes Unpaid(\$)</u>	<u>Percent</u>	<u>Teeter Plan</u>
01/02	259,749	22,978	9	No
02/03	268,989	6,354	2	No
03/04	226,544	2,542	1	No
04/05	201,583	6,903	3	No
05/06	202,588	4,533	2	No
06/07	201,155	4,895	2	No

#### C. DELINQUENT PARCELS

<u>Year</u>	<u>Reporting Date</u>	<u># of Parcels</u>	<u>Total Amount Due(\$)</u>
01/02	09-12-02	23	22,978
02/03	09-23-03	11	6,354
03/04	10-25-04	8	2,542
04/05	10-14-05	23	7,785
05/06	10-20-06	13	4,997
06/07	10-01-07	13	6,738

#### D. FORECLOSURE

<u># of Parcels</u>	<u>Total Amount of Taxes Due (\$)</u>
0	0
0	0
0	0
0	0
0	0
0	0

#### E. ASSESSED VALUE OF PARCELS

<u>Reporting Date</u>	<u>Appraisal/ Tax Roll</u>	<u>Assessed Value(\$)</u>
06-30-02	Tax Roll	87,011,514
06-30-03	Tax Roll	109,676,098
06-30-04	Tax Roll	118,369,328
07-01-05	Tax Roll	127,953,917
01-01-06	Tax Roll	142,521,493
01-01-07	Tax Roll	151,228,998

#### F. MISCELLANEOUS



## 2007 MELLO-ROOS YEARLY FISCAL STATUS REPORT

<u>Date</u>	<u>Amount(\$)</u>	<u>Issuing Entity, County, Type of Debt, Purpose</u>	<u>Rating(s) Enhancmt</u>	<u>Type of Sale</u>	<u>Role, Participant</u>	<u>Maturity Date/ Type</u>	<u>Interest Rate/ Type</u>
05-22-02	\$8,960,000	Eastern Municipal Water District CFD No 2001-01 Riverside CDIAC Number: 2002-0333 Limited tax obligation bond Multiple capital improvements, public works French Valley IA A	NR	Neg	(BC) Stradling Yocca (FA) Fieldman Rolapp (TR) US Bank Natl Assoc (UW) Stone & Youngberg	09-01-32 Comb	6.426 TIC

### YEARLY FISCAL STATUS REPORT INFORMATION

#### A. FUND BALANCES

<u>Year</u>	<u>Principal Amt Outstanding(\$)</u>	<u>Minimum Bond Reserve(\$)</u>	<u>Bond Reserve Fund(\$)</u>	<u>Capitalized Interest(\$)</u>	<u>Construction Fund(\$)</u>
01/02	8,960,000	378,954	380,112	76	3,975,665
02/03	8,890,000	680,201	680,099	0	5,144,814
03/04	8,815,000	680,201	681,074	0	1,388,283
04/05	8,685,000	680,201	688,658	0	54,005
05/06	8,550,000	680,201	690,990	0	11,803,471
06/07	8,550,000	680,201	696,119	0	56,274

#### B. TAX COLLECTION

<u>Taxes Due(\$)</u>	<u>Taxes Unpaid(\$)</u>	<u>Percent</u>	<u>Teeter Plan</u>
0	0	0	No
396,197	0	0	No
635,822	3,725	1	No
710,741	11,095	2	No
687,066	28,193	4	No
1,700,911	61,796	4	No

#### C. DELINQUENT PARCELS

<u>Year</u>	<u>Reporting Date</u>	<u># of Parcels</u>	<u>Total Amount Due(\$)</u>
01/02	09-30-02	0	0
02/03	06-30-03	0	0
03/04	06-30-04	5	3,725
04/05	09-30-05	10	11,095
05/06	09-30-06	26	29,797
06/07	08-01-07	52	61,796

#### D. FORECLOSURE

<u># of Parcels</u>	<u>Total Amount of Taxes Due (\$)</u>
0	0
0	0
0	0
0	0
0	0
0	0

#### E. ASSESSED VALUE OF PARCELS

<u>Reporting Date</u>	<u>Appraisal/ Tax Roll</u>	<u>Assessed Value(\$)</u>
09-30-02	Tax Roll	3,218,842
09-30-03	Tax Roll	4,931,957
09-30-04	Tax Roll	87,551,028
09-30-05	Tax Roll	162,305,754
09-30-06	Tax Roll	179,424,138
08-27-07	Tax Roll	220,899,451

#### F. MISCELLANEOUS

Construction Fund, Assessment, Tax Collection & Delinquent information combined on 2002 & 2006 issues.



## 2007 MELLO-ROOS YEARLY FISCAL STATUS REPORT

<u>Date</u>	<u>Amount(\$)</u>	<u>Issuing Entity, County, Type of Debt, Purpose</u>	<u>Rating(s) Enhancmt</u>	<u>Type of Sale</u>	<u>Role, Participant</u>	<u>Maturity Date/ Type</u>	<u>Interest Rate/ Type</u>
08-30-06	\$2,555,000	Eastern Municipal Water District CFD No 2001-01 Riverside CDIAC Number: 2006-0393 Limited tax obligation bond Multiple capital improvements, public works French Vly IA B Refunding	NR	Neg	(BC) Stradling Yocca (FA) Fieldman Rolapp (TR) US Bank Natl Assoc (UW) Western Riverside Water	09-01-32 Term	5.803 TIC

### YEARLY FISCAL STATUS REPORT INFORMATION

#### A. FUND BALANCES

<u>Year</u>	<u>Principal Amt Outstanding(\$)</u>	<u>Minimum Bond Reserve(\$)</u>	<u>Bond Reserve Fund(\$)</u>	<u>Capitalized Interest(\$)</u>	<u>Construction Fund(\$)</u>
05/06	2,555,000	175,131	175,176	0	0
06/07	2,555,000	175,131	181,441	0	248

#### B. TAX COLLECTION

<u>Taxes Due(\$)</u>	<u>Taxes Unpaid(\$)</u>	<u>Percent</u>	<u>Teeter Plan</u>
209,620	7,900	4	No
208,097	17,642	8	No

#### C. DELINQUENT PARCELS

<u>Year</u>	<u>Reporting Date</u>	<u># of Parcels</u>	<u>Total Amount Due(\$)</u>
05/06	09-30-06	7	8,588
06/07	08-01-07	18	17,642

#### D. FORECLOSURE

<u># of Parcels</u>	<u>Total Amount of Taxes Due (\$)</u>
0	0
0	0

#### E. ASSESSED VALUE OF PARCELS

<u>Reporting Date</u>	<u>Appraisal/ Tax Roll</u>	<u>Assessed Value(\$)</u>
09-30-06	Tax Roll	50,866,836
08-27-07	Tax Roll	53,270,141

#### F. MISCELLANEOUS



## 2007 MELLO-ROOS YEARLY FISCAL STATUS REPORT

<u>Date</u>	<u>Amount(\$)</u>	<u>Issuing Entity, County, Type of Debt, Purpose</u>	<u>Rating(s) Enhancmt</u>	<u>Type of Sale</u>	<u>Role, Participant</u>	<u>Maturity Date/ Type</u>	<u>Interest Rate/ Type</u>
09-07-06	\$13,445,000	Eastern Municipal Water District CFD No 2001-01 Riverside CDIAC Number: 2006-0973 Limited tax obligation bond K-12 school facility French Vly IA A	NR	Neg	(BC) Stradling Yocca (FA) Fieldman Rolapp (TR) US Bank Natl Assoc (UW) Stone & Youngberg	09-01-36 Comb	5.171 TIC

### YEARLY FISCAL STATUS REPORT INFORMATION

#### A. FUND BALANCES

<u>Year</u>	<u>Principal Amt Outstanding(\$)</u>	<u>Minimum Bond Reserve(\$)</u>	<u>Bond Reserve Fund(\$)</u>	<u>Capitalized Interest(\$)</u>	<u>Construction Fund(\$)</u>
05/06	13,445,000	1,154,521	1,154,521	0	11,803,471
06/07	13,445,000	1,154,521	1,171,764	0	5,077,584

#### B. TAX COLLECTION

<u>Year</u>	<u>Taxes Due(\$)</u>	<u>Taxes Unpaid(\$)</u>	<u>Percent</u>	<u>Teeter Plan</u>
05/06	687,066	28,193	4	No
06/07	1,700,911	61,796	4	No

#### C. DELINQUENT PARCELS

<u>Year</u>	<u>Reporting Date</u>	<u># of Parcels</u>	<u>Total Amount Due(\$)</u>
05/06	09-30-06	26	29,797
06/07	08-01-07	52	61,796

#### D. FORECLOSURE

<u># of Parcels</u>	<u>Total Amount of Taxes Due (\$)</u>
0	0
0	0

#### E. ASSESSED VALUE OF PARCELS

<u>Reporting Date</u>	<u>Appraisal/ Tax Roll</u>	<u>Assessed Value(\$)</u>
09-30-06	Tax Roll	179,424,138
08-27-07	Tax Roll	220,899,451

#### F. MISCELLANEOUS

Construction Fund, Assessment, Tax Collection & Delinquent information combined on 2002 & 2006 issues.



## 2007 MELLO-ROOS YEARLY FISCAL STATUS REPORT

<u>Date</u>	<u>Amount(\$)</u>	<u>Issuing Entity, County, Type of Debt, Purpose</u>	<u>Rating(s) Enhancmt</u>	<u>Type of Sale</u>	<u>Role, Participant</u>	<u>Maturity Date/ Type</u>	<u>Interest Rate/ Type</u>
08-30-06	\$6,680,000	Eastern Municipal Water District CFD No 2001-02 Riverside CDIAC Number: 2006-0394 Limited tax obligation bond Multiple capital improvements, public works Springfield II/Arbor Glen IA A Refunding	NR	Neg	(BC) Stradling Yocca (FA) Fieldman Rolapp (TR) US Bank Natl Assoc (UW) Western Riverside Water	09-01-33 Term	5.796 TIC

### YEARLY FISCAL STATUS REPORT INFORMATION

#### A. FUND BALANCES

<u>Year</u>	<u>Principal Amt Outstanding(\$)</u>	<u>Minimum Bond Reserve(\$)</u>	<u>Bond Reserve Fund(\$)</u>	<u>Capitalized Interest(\$)</u>	<u>Construction Fund(\$)</u>
05/06	6,680,000	457,671	457,789	0	0
06/07	6,680,000	457,671	474,160	0	589,512

#### B. TAX COLLECTION

<u>Taxes Due(\$)</u>	<u>Taxes Unpaid(\$)</u>	<u>Percent</u>	<u>Teeter Plan</u>
534,245	24,851	5	No
534,245	66,214	12	No

#### C. DELINQUENT PARCELS

<u>Year</u>	<u>Reporting Date</u>	<u># of Parcels</u>	<u>Total Amount Due(\$)</u>
05/06	09-30-06	30	26,853
06/07	08-01-07	71	66,214

#### D. FORECLOSURE

<u># of Parcels</u>	<u>Total Amount of Taxes Due (\$)</u>
0	0
0	0

#### E. ASSESSED VALUE OF PARCELS

<u>Reporting Date</u>	<u>Appraisal/ Tax Roll</u>	<u>Assessed Value(\$)</u>
09-30-06	Tax Roll	1,302,681
08-27-07	Tax Roll	138,467,194

#### F. MISCELLANEOUS





## 2007 MELLO-ROOS YEARLY FISCAL STATUS REPORT

<u>Date</u>	<u>Amount(\$)</u>	<u>Issuing Entity, County, Type of Debt, Purpose</u>	<u>Rating(s) Enhancmt</u>	<u>Type of Sale</u>	<u>Role, Participant</u>	<u>Maturity Date/ Type</u>	<u>Interest Rate/ Type</u>
08-30-06	\$1,165,000	Eastern Municipal Water District CFD No 2001-02 Riverside CDIAC Number: 2006-0395 Limited tax obligation bond Multiple capital improvements, public works Springfield II/Arbor Glen IA B Refunding	NR	Neg	(BC) Stradling Yocca (FA) Fieldman Rolapp (TR) US Bank Natl Assoc (UW) Western Riverside Water	09-01-33 Term	5.806 TIC

### YEARLY FISCAL STATUS REPORT INFORMATION

#### A. FUND BALANCES

<u>Year</u>	<u>Principal Amt Outstanding(\$)</u>	<u>Minimum Bond Reserve(\$)</u>	<u>Bond Reserve Fund(\$)</u>	<u>Capitalized Interest(\$)</u>	<u>Construction Fund(\$)</u>
05/06	1,165,000	79,741	79,762	0	0
06/07	1,165,000	79,741	82,618	0	48,809

#### B. TAX COLLECTION

<u>Taxes Due(\$)</u>	<u>Taxes Unpaid(\$)</u>	<u>Percent</u>	<u>Teeter Plan</u>
111,323	43,114	39	No
111,323	8,953	8	No

#### C. DELINQUENT PARCELS

<u>Year</u>	<u>Reporting Date</u>	<u># of Parcels</u>	<u>Total Amount Due(\$)</u>
05/06	09-30-06	6	3,903
06/07	08-01-07	13	8,953

#### D. FORECLOSURE

<u># of Parcels</u>	<u>Total Amount of Taxes Due (\$)</u>
0	0
0	0

#### E. ASSESSED VALUE OF PARCELS

<u>Reporting Date</u>	<u>Appraisal/ Tax Roll</u>	<u>Assessed Value(\$)</u>
09-30-06	Tax Roll	47,518,261
08-27-08	Tax Roll	50,440,642

#### F. MISCELLANEOUS



## 2007 MELLO-ROOS YEARLY FISCAL STATUS REPORT

<u>Date</u>	<u>Amount(\$)</u>	<u>Issuing Entity, County, Type of Debt, Purpose</u>	<u>Rating(s) Enhancmt</u>	<u>Type of Sale</u>	<u>Role, Participant</u>	<u>Maturity Date/ Type</u>	<u>Interest Rate/ Type</u>
08-30-06	\$4,350,000	Eastern Municipal Water District CFD No 2002-03 Riverside CDIAC Number: 2006-0396 Limited tax obligation bond Multiple capital improvements, public works The Willows Refunding	NR	Neg	(BC) Stradling Yocca (FA) Fieldman Rolapp (TR) US Bank Natl Assoc (UW) Western Riverside Water	09-01-32 Term	5.807 TIC

### YEARLY FISCAL STATUS REPORT INFORMATION

#### A. FUND BALANCES

<u>Year</u>	<u>Principal Amt Outstanding(\$)</u>	<u>Minimum Bond Reserve(\$)</u>	<u>Bond Reserve Fund(\$)</u>	<u>Capitalized Interest(\$)</u>	<u>Construction Fund(\$)</u>
05/06	4,350,000	297,972	298,048	0	0
06/07	4,350,000	297,972	308,710	0	0

#### B. TAX COLLECTION

<u>Year</u>	<u>Taxes Due(\$)</u>	<u>Taxes Unpaid(\$)</u>	<u>Percent</u>	<u>Teeter Plan</u>
05/06	371,180	11,975	3	No
06/07	371,180	38,351	10	No

#### C. DELINQUENT PARCELS

<u>Year</u>	<u>Reporting Date</u>	<u># of Parcels</u>	<u>Total Amount Due(\$)</u>
05/06	09-30-06	7	11,975
06/07	08-01-07	24	38,351

#### D. FORECLOSURE

<u># of Parcels</u>	<u>Total Amount of Taxes Due (\$)</u>
0	0
0	0

#### E. ASSESSED VALUE OF PARCELS

<u>Reporting Date</u>	<u>Appraisal/ Tax Roll</u>	<u>Assessed Value(\$)</u>
09-30-06	Tax Roll	77,762,036
08-27-07	Tax Roll	81,769,999

#### F. MISCELLANEOUS



## 2007 MELLO-ROOS YEARLY FISCAL STATUS REPORT

<u>Date</u>	<u>Amount(\$)</u>	<u>Issuing Entity, County, Type of Debt, Purpose</u>	<u>Rating(s) Enhancmt</u>	<u>Type of Sale</u>	<u>Role, Participant</u>	<u>Maturity Date/ Type</u>	<u>Interest Rate/ Type</u>
11-19-04	\$13,000,000	Eastern Municipal Water District CFD No 2002-05 Riverside CDIAC Number: 2004-0023 Limited tax obligation bond Multiple capital improvements, public works Crown Vly Village	NR	Neg	(BC) Stradling Yocca (FA) Fieldman Rolapp (TR) US Bank Natl Assoc (UW) Stone & Youngberg	09-01-34 Comb	5.442 TIC

### YEARLY FISCAL STATUS REPORT INFORMATION

#### A. FUND BALANCES

<u>Year</u>	<u>Principal Amt Outstanding(\$)</u>	<u>Minimum Bond Reserve(\$)</u>	<u>Bond Reserve Fund(\$)</u>	<u>Capitalized Interest(\$)</u>	<u>Construction Fund(\$)</u>
04/05	12,620,000	866,598	870,624	0	11,212,880
05/06	12,395,000	866,598	873,571	0	9,593,640
06/07	12,395,000	866,598	883,619	0	5,467,519

#### B. TAX COLLECTION

<u>Year</u>	<u>Taxes Due(\$)</u>	<u>Taxes Unpaid(\$)</u>	<u>Percent</u>	<u>Teeter Plan</u>
04/05	1,017,390	0	0	No
05/06	883,505	20,959	2	No
06/07	877,580	67,157	8	No

#### C. DELINQUENT PARCELS

<u>Year</u>	<u>Reporting Date</u>	<u># of Parcels</u>	<u>Total Amount Due(\$)</u>
04/05	09-30-05	0	0
05/06	09-30-06	11	20,959
06/07	08-01-07	35	67,157

#### D. FORECLOSURE

<u># of Parcels</u>	<u>Total Amount of Taxes Due (\$)</u>
0	0
0	0
0	0

#### E. ASSESSED VALUE OF PARCELS

<u>Reporting Date</u>	<u>Appraisal/ Tax Roll</u>	<u>Assessed Value(\$)</u>
09-30-05	Tax Roll	44,998,374
09-30-06	Tax Roll	87,210,581
08-27-07	Tax Roll	125,187,356

#### F. MISCELLANEOUS



## 2007 MELLO-ROOS YEARLY FISCAL STATUS REPORT

<u>Date</u>	<u>Amount(\$)</u>	<u>Issuing Entity, County, Type of Debt, Purpose</u>	<u>Rating(s) Enhancmt</u>	<u>Type of Sale</u>	<u>Role, Participant</u>	<u>Maturity Date/ Type</u>	<u>Interest Rate/ Type</u>
11-09-05	\$11,735,000	Eastern Municipal Water District CFD No 2002-06 Riverside CDIAC Number: 2005-1781 Limited tax obligation bond Multiple capital improvements, public works Morgan Hill IA B	NR	Neg	(BC) Stradling Yocca (FA) Fieldman Rolapp (TR) US Bank Natl Assoc (UW) Stone & Youngberg	09-01-35 Comb	5.237 TIC

### YEARLY FISCAL STATUS REPORT INFORMATION

#### A. FUND BALANCES

<u>Year</u>	<u>Principal Amt Outstanding(\$)</u>	<u>Minimum Bond Reserve(\$)</u>	<u>Bond Reserve Fund(\$)</u>	<u>Capitalized Interest(\$)</u>	<u>Construction Fund(\$)</u>
05/06	11,735,000	788,770	795,137	8,198	6,379,745
06/07	11,735,000	787,155	804,263	0	1,626,222

#### B. TAX COLLECTION

<u>Year</u>	<u>Taxes Due(\$)</u>	<u>Taxes Unpaid(\$)</u>	<u>Percent</u>	<u>Teeter Plan</u>
05/06	0	0	0	No
06/07	791,920	21,406	3	No

#### C. DELINQUENT PARCELS

<u>Year</u>	<u>Reporting Date</u>	<u># of Parcels</u>	<u>Total Amount Due(\$)</u>
05/06	09-30-06	0	0
06/07	08-01-07	12	21,406

#### D. FORECLOSURE

<u># of Parcels</u>	<u>Total Amount of Taxes Due (\$)</u>
0	0
0	0

#### E. ASSESSED VALUE OF PARCELS

<u>Reporting Date</u>	<u>Appraisal/ Tax Roll</u>	<u>Assessed Value(\$)</u>
09-30-06	Tax Roll	43,852,105
08-27-07	Tax Roll	121,462,565

#### F. MISCELLANEOUS



## 2007 MELLO-ROOS YEARLY FISCAL STATUS REPORT

<u>Date</u>	<u>Amount(\$)</u>	<u>Issuing Entity, County, Type of Debt, Purpose</u>	<u>Rating(s) Enhancmt</u>	<u>Type of Sale</u>	<u>Role, Participant</u>	<u>Maturity Date/ Type</u>	<u>Interest Rate/ Type</u>
08-30-06	\$9,940,000	Eastern Municipal Water District CFD No 2002-06 Riverside CDIAC Number: 2006-0400 Limited tax obligation bond Multiple capital improvements, public works Morgan Hill IA A Refunding	NR	Neg	(BC) Stradling Yocca (FA) Fieldman Rolapp (TR) US Bank Natl Assoc (UW) Western Riverside Water	09-01-33 Term	5.796 TIC

### YEARLY FISCAL STATUS REPORT INFORMATION

#### A. FUND BALANCES

<u>Year</u>	<u>Principal Amt Outstanding(\$)</u>	<u>Minimum Bond Reserve(\$)</u>	<u>Bond Reserve Fund(\$)</u>	<u>Capitalized Interest(\$)</u>	<u>Construction Fund(\$)</u>
05/06	9,940,000	681,054	681,229	0	0
06/07	9,940,000	681,054	705,591	0	527,463

#### B. TAX COLLECTION

<u>Taxes Due(\$)</u>	<u>Taxes Unpaid(\$)</u>	<u>Percent</u>	<u>Teeter Plan</u>
748,987	39,851	5	No
832,203	97,591	12	No

#### C. DELINQUENT PARCELS

<u>Year</u>	<u>Reporting Date</u>	<u># of Parcels</u>	<u>Total Amount Due(\$)</u>
05/06	09-30-06	29	43,898
06/07	08-01-07	59	97,591

#### D. FORECLOSURE

<u># of Parcels</u>	<u>Total Amount of Taxes Due (\$)</u>
0	0
0	0

#### E. ASSESSED VALUE OF PARCELS

<u>Reporting Date</u>	<u>Appraisal/ Tax Roll</u>	<u>Assessed Value(\$)</u>
09-30-06	Tax Roll	225,980,290
08-27-07	Tax Roll	240,695,890

#### F. MISCELLANEOUS



## 2007 MELLO-ROOS YEARLY FISCAL STATUS REPORT

<u>Date</u>	<u>Amount(\$)</u>	<u>Issuing Entity, County, Type of Debt, Purpose</u>	<u>Rating(s) Enhancmt</u>	<u>Type of Sale</u>	<u>Role, Participant</u>	<u>Maturity Date/ Type</u>	<u>Interest Rate/ Type</u>
08-30-06	\$4,985,000	Eastern Municipal Water District CFD No 2002-08 Riverside CDIAC Number: 2006-0401 Limited tax obligation bond Multiple capital improvements, public works Serena Hills Refunding	NR	Neg	(BC) Stradling Yocca (FA) Fieldman Rolapp (TR) US Bank Natl Assoc (UW) Western Riverside Water	09-01-33 Term	5.799 TIC

### YEARLY FISCAL STATUS REPORT INFORMATION

#### A. FUND BALANCES

<u>Year</u>	<u>Principal Amt Outstanding(\$)</u>	<u>Minimum Bond Reserve(\$)</u>	<u>Bond Reserve Fund(\$)</u>	<u>Capitalized Interest(\$)</u>	<u>Construction Fund(\$)</u>
05/06	4,985,000	341,574	341,662	0	0
06/07	4,985,000	341,574	353,881	0	2,616,623

#### B. TAX COLLECTION

<u>Year</u>	<u>Taxes Due(\$)</u>	<u>Taxes Unpaid(\$)</u>	<u>Percent</u>	<u>Teeter Plan</u>
05/06	371,778	8,165	2	No
06/07	399,847	19,402	5	No

#### C. DELINQUENT PARCELS

<u>Year</u>	<u>Reporting Date</u>	<u># of Parcels</u>	<u>Total Amount Due(\$)</u>
05/06	09-30-06	7	12,005
06/07	08-01-07	14	19,402

#### D. FORECLOSURE

<u># of Parcels</u>	<u>Total Amount of Taxes Due (\$)</u>
0	0
0	0

#### E. ASSESSED VALUE OF PARCELS

<u>Reporting Date</u>	<u>Appraisal/ Tax Roll</u>	<u>Assessed Value(\$)</u>
09-30-06	Tax Roll	90,759,620
08-27-07	Tax Roll	94,225,198

#### F. MISCELLANEOUS



## 2007 MELLO-ROOS YEARLY FISCAL STATUS REPORT

<u>Date</u>	<u>Amount(\$)</u>	<u>Issuing Entity, County, Type of Debt, Purpose</u>	<u>Rating(s) Enhancmt</u>	<u>Type of Sale</u>	<u>Role, Participant</u>	<u>Maturity Date/ Type</u>	<u>Interest Rate/ Type</u>
06-10-03	\$1,965,000	Eastern Municipal Water District CFD No 2002-09 Riverside CDIAC Number: 2003-0677 Limited tax obligation bond Multiple capital improvements, public works Woodside Homes	NR	Neg	(BC) Stradling Yocca (FA) Fieldman Rolapp (TR) US Bank Natl Assoc (UW) Stone & Youngberg	09-01-33 Comb	5.589 TIC

### YEARLY FISCAL STATUS REPORT INFORMATION

#### A. FUND BALANCES

<u>Year</u>	<u>Principal Amt Outstanding(\$)</u>	<u>Minimum Bond Reserve(\$)</u>	<u>Bond Reserve Fund(\$)</u>	<u>Capitalized Interest(\$)</u>	<u>Construction Fund(\$)</u>
02/03	1,965,000	139,169	139,283	15	246,634
03/04	1,925,000	139,169	139,322	0	248,415
04/05	1,885,000	137,489	138,131	0	362,400
05/06	1,845,000	137,489	138,595	0	0
06/07	1,845,000	137,489	140,189	0	0

#### B. TAX COLLECTION

<u>Taxes Due(\$)</u>	<u>Taxes Unpaid(\$)</u>	<u>Percent</u>	<u>Teeter Plan</u>
0	0	0	No
160,993	1,517	1	No
167,229	3,759	2	No
163,799	5,268	3	No
163,799	15,068	9	No

#### C. DELINQUENT PARCELS

<u>Year</u>	<u>Reporting Date</u>	<u># of Parcels</u>	<u>Total Amount Due(\$)</u>
02/03	06-30-03	0	0
03/04	06-30-04	5	1,517
04/05	09-30-05	7	4,001
05/06	09-30-06	11	6,364
06/07	08-01-07	26	15,068

#### D. FORECLOSURE

<u># of Parcels</u>	<u>Total Amount of Taxes Due (\$)</u>
0	0
0	0
0	0
0	0
0	0

#### E. ASSESSED VALUE OF PARCELS

<u>Reporting Date</u>	<u>Appraisal/ Tax Roll</u>	<u>Assessed Value(\$)</u>
09-30-03	Tax Roll	17,605,879
09-30-04	Tax Roll	56,377,058
09-30-05	Tax Roll	78,303,725
09-30-06	Tax Roll	82,738,887
08-27-07	Tax Roll	87,555,990

#### F. MISCELLANEOUS



## 2007 MELLO-ROOS YEARLY FISCAL STATUS REPORT

<u>Date</u>	<u>Amount(\$)</u>	<u>Issuing Entity, County, Type of Debt, Purpose</u>	<u>Rating(s) Enhancmt</u>	<u>Type of Sale</u>	<u>Role, Participant</u>	<u>Maturity Date/ Type</u>	<u>Interest Rate/ Type</u>
08-30-06	\$4,210,000	Eastern Municipal Water District CFD No 2002-10 Riverside CDIAC Number: 2006-0402 Limited tax obligation bond Multiple capital improvements, public works Summit Ridge Refunding	NR	Neg	(BC) Stradling Yocca (FA) Fieldman Rolapp (TR) US Bank Natl Assoc (UW) Western Riverside Water	09-01-34 Term	5.792 TIC

### YEARLY FISCAL STATUS REPORT INFORMATION

#### A. FUND BALANCES

<u>Year</u>	<u>Principal Amt Outstanding(\$)</u>	<u>Minimum Bond Reserve(\$)</u>	<u>Bond Reserve Fund(\$)</u>	<u>Capitalized Interest(\$)</u>	<u>Construction Fund(\$)</u>
05/06	4,210,000	288,427	288,501	0	0
06/07	4,210,000	288,427	298,818	0	573,614

#### B. TAX COLLECTION

<u>Taxes Due(\$)</u>	<u>Taxes Unpaid(\$)</u>	<u>Percent</u>	<u>Teeter Plan</u>
311,716	16,414	5	No
346,345	50,566	15	No

#### C. DELINQUENT PARCELS

<u>Year</u>	<u>Reporting Date</u>	<u># of Parcels</u>	<u>Total Amount Due(\$)</u>
05/06	09-30-06	9	16,414
06/07	08-01-07	29	50,566

#### D. FORECLOSURE

<u># of Parcels</u>	<u>Total Amount of Taxes Due (\$)</u>
0	0
0	0

#### E. ASSESSED VALUE OF PARCELS

<u>Reporting Date</u>	<u>Appraisal/ Tax Roll</u>	<u>Assessed Value(\$)</u>
09-30-06	Tax Roll	67,077,824
08-27-07	Tax Roll	74,385,602

#### F. MISCELLANEOUS





## 2007 MELLO-ROOS YEARLY FISCAL STATUS REPORT

<u>Date</u>	<u>Amount(\$)</u>	<u>Issuing Entity, County, Type of Debt, Purpose</u>	<u>Rating(s) Enhancmt</u>	<u>Type of Sale</u>	<u>Role, Participant</u>	<u>Maturity Date/ Type</u>	<u>Interest Rate/ Type</u>
07-01-04	\$865,000	Eastern Municipal Water District CFD No 2002-4 Riverside CDIAC Number: 2004-0662 Limited tax obligation bond Multiple capital improvements, public works Sheffield/Rancho Bella Vista IA 3	NR	Neg	(BC) Stradling Yocca (FA) Fieldman Rolapp (TR) US Bank Natl Assoc (UW) UBS Financial Services	09-01-34 Comb	6.172 TIC

### YEARLY FISCAL STATUS REPORT INFORMATION

#### A. FUND BALANCES

<u>Year</u>	<u>Principal Amt Outstanding(\$)</u>	<u>Minimum Bond Reserve(\$)</u>	<u>Bond Reserve Fund(\$)</u>	<u>Capitalized Interest(\$)</u>	<u>Construction Fund(\$)</u>
03/04	865,000	67,613	67,684	0	539,601
04/05	855,000	67,613	67,928	0	248,846
05/06	840,000	67,613	68,156	0	3,320
06/07	840,000	67,613	68,941	0	0

#### B. TAX COLLECTION

<u>Year</u>	<u>Taxes Due(\$)</u>	<u>Taxes Unpaid(\$)</u>	<u>Percent</u>	<u>Teeter Plan</u>
03/04	0	0	0	No
04/05	83,742	324	0	No
05/06	81,364	627	1	No
06/07	82,616	8,966	11	No

#### C. DELINQUENT PARCELS

<u>Year</u>	<u>Reporting Date</u>	<u># of Parcels</u>	<u>Total Amount Due(\$)</u>
03/04	06-30-04	0	0
04/05	09-30-05	1	324
05/06	09-30-06	2	627
06/07	08-01-07	17	8,966

#### D. FORECLOSURE

<u># of Parcels</u>	<u>Total Amount of Taxes Due (\$)</u>
0	0
0	0
0	0
0	0

#### E. ASSESSED VALUE OF PARCELS

<u>Reporting Date</u>	<u>Appraisal/ Tax Roll</u>	<u>Assessed Value(\$)</u>
06-30-04	Tax Roll	13,961,841
09-30-05	Tax Roll	26,743,841
09-30-06	Tax Roll	52,451,198
08-27-07	Tax Roll	69,673,409

#### F. MISCELLANEOUS



## 2007 MELLO-ROOS YEARLY FISCAL STATUS REPORT

<u>Date</u>	<u>Amount(\$)</u>	<u>Issuing Entity, County, Type of Debt, Purpose</u>	<u>Rating(s) Enhancmt</u>	<u>Type of Sale</u>	<u>Role, Participant</u>	<u>Maturity Date/ Type</u>	<u>Interest Rate/ Type</u>
07-01-04	\$670,000	Eastern Municipal Water District CFD No 2002-4 Riverside CDIAC Number: 2004-0663 Limited tax obligation bond Multiple capital improvements, public works Sheffield/Rancho Bella Vista IA 4	NR	Neg	(BC) Stradling Yocca (FA) Fieldman Rolapp (TR) US Bank Natl Assoc (UW) UBS Financial Services	09-01-34 Comb	6.028 TIC

### YEARLY FISCAL STATUS REPORT INFORMATION

#### A. FUND BALANCES

<u>Year</u>	<u>Principal Amt Outstanding(\$)</u>	<u>Minimum Bond Reserve(\$)</u>	<u>Bond Reserve Fund(\$)</u>	<u>Capitalized Interest(\$)</u>	<u>Construction Fund(\$)</u>
03/04	670,000	51,993	52,048	0	304,836
04/05	660,000	51,993	52,044	0	177,366
05/06	645,000	51,315	51,732	0	0
06/07	645,000	50,753	52,323	0	0

#### B. TAX COLLECTION

<u>Taxes Due(\$)</u>	<u>Taxes Unpaid(\$)</u>	<u>Percent</u>	<u>Teeter Plan</u>
0	0	0	No
68,694	0	0	No
66,894	0	0	No
72,560	1,446	2	No

#### C. DELINQUENT PARCELS

<u>Year</u>	<u>Reporting Date</u>	<u># of Parcels</u>	<u>Total Amount Due(\$)</u>
03/04		0	0
04/05	09-30-05	0	0
05/06	09-30-06	0	0
06/07	08-01-07	2	1,446

#### D. FORECLOSURE

<u># of Parcels</u>	<u>Total Amount of Taxes Due (\$)</u>
0	0
0	0
0	0
0	0

#### E. ASSESSED VALUE OF PARCELS

<u>Reporting Date</u>	<u>Appraisal/ Tax Roll</u>	<u>Assessed Value(\$)</u>
06-30-04	Tax Roll	999,558
09-30-05	Tax Roll	2,831,408
09-30-06	Tax Roll	17,003,076
08-27-07	Tax Roll	22,126,785

#### F. MISCELLANEOUS



## 2007 MELLO-ROOS YEARLY FISCAL STATUS REPORT

<u>Date</u>	<u>Amount(\$)</u>	<u>Issuing Entity, County, Type of Debt, Purpose</u>	<u>Rating(s) Enhancmt</u>	<u>Type of Sale</u>	<u>Role, Participant</u>	<u>Maturity Date/ Type</u>	<u>Interest Rate/ Type</u>
08-30-06	\$3,480,000	Eastern Municipal Water District CFD No 2002-4 Riverside CDIAC Number: 2006-0397 Limited tax obligation bond Multiple capital improvements, public works Sheffield/Rancho Bella Vista IA 1 Refunding	NR	Neg	(BC) Stradling Yocca (FA) Fieldman Rolapp (TR) US Bank Natl Assoc (UW) Western Riverside Water	09-01-33 Term	5.797 TIC

### YEARLY FISCAL STATUS REPORT INFORMATION

#### A. FUND BALANCES

<u>Year</u>	<u>Principal Amt Outstanding(\$)</u>	<u>Minimum Bond Reserve(\$)</u>	<u>Bond Reserve Fund(\$)</u>	<u>Capitalized Interest(\$)</u>	<u>Construction Fund(\$)</u>
05/06	3,480,000	238,394	238,455	0	0
06/07	3,480,000	238,394	246,991	0	10,701

#### B. TAX COLLECTION

<u>Taxes Due(\$)</u>	<u>Taxes Unpaid(\$)</u>	<u>Percent</u>	<u>Teeter Plan</u>
295,809	14,167	5	No
295,809	33,429	11	No

#### C. DELINQUENT PARCELS

<u>Year</u>	<u>Reporting Date</u>	<u># of Parcels</u>	<u>Total Amount Due(\$)</u>
05/06	09-30-06	26	15,400
06/07	08-01-07	62	33,429

#### D. FORECLOSURE

<u># of Parcels</u>	<u>Total Amount of Taxes Due (\$)</u>
0	0
0	0

#### E. ASSESSED VALUE OF PARCELS

<u>Reporting Date</u>	<u>Appraisal/ Tax Roll</u>	<u>Assessed Value(\$)</u>
09-30-06	Tax Roll	154,170,058
08-27-07	Tax Roll	164,499,245

#### F. MISCELLANEOUS



## 2007 MELLO-ROOS YEARLY FISCAL STATUS REPORT

<u>Date</u>	<u>Amount(\$)</u>	<u>Issuing Entity, County, Type of Debt, Purpose</u>	<u>Rating(s) Enhancmt</u>	<u>Type of Sale</u>	<u>Role, Participant</u>	<u>Maturity Date/ Type</u>	<u>Interest Rate/ Type</u>
08-30-06	\$5,750,000	Eastern Municipal Water District CFD No 2002-4 Riverside CDIAC Number: 2006-0398 Limited tax obligation bond Multiple capital improvements, public works Sheffield/Rancho Bella Vista IA 2 Refunding	NR	Neg	(BC) Stradling Yocca (FA) Fieldman Rolapp (TR) US Bank Natl Assoc (UW) Western Riverside Water	09-01-34 Term	5.791 TIC

### YEARLY FISCAL STATUS REPORT INFORMATION

#### A. FUND BALANCES

<u>Year</u>	<u>Principal Amt Outstanding(\$)</u>	<u>Minimum Bond Reserve(\$)</u>	<u>Bond Reserve Fund(\$)</u>	<u>Capitalized Interest(\$)</u>	<u>Construction Fund(\$)</u>
05/06	5,750,000	394,014	394,115	0	0
06/07	5,750,000	394,014	408,208	0	0

#### B. TAX COLLECTION

<u>Taxes Due(\$)</u>	<u>Taxes Unpaid(\$)</u>	<u>Percent</u>	<u>Teeter Plan</u>
436,239	24,262	6	No
470,213	58,873	13	No

#### C. DELINQUENT PARCELS

<u>Year</u>	<u>Reporting Date</u>	<u># of Parcels</u>	<u>Total Amount Due(\$)</u>
05/06	09-30-06	44	25,927
06/07	08-01-07	102	58,873

#### D. FORECLOSURE

<u># of Parcels</u>	<u>Total Amount of Taxes Due (\$)</u>
0	0
0	0

#### E. ASSESSED VALUE OF PARCELS

<u>Reporting Date</u>	<u>Appraisal/ Tax Roll</u>	<u>Assessed Value(\$)</u>
09-30-06	Tax Roll	296,578,629
08-27-07	Tax Roll	316,712,651

#### F. MISCELLANEOUS



## 2007 MELLO-ROOS YEARLY FISCAL STATUS REPORT

<u>Date</u>	<u>Amount(\$)</u>	<u>Issuing Entity, County, Type of Debt, Purpose</u>	<u>Rating(s) Enhancmt</u>	<u>Type of Sale</u>	<u>Role, Participant</u>	<u>Maturity Date/ Type</u>	<u>Interest Rate/ Type</u>
08-30-06	\$1,900,000	Eastern Municipal Water District CFD No 2002-4 Riverside CDIAC Number: 2006-0399 Limited tax obligation bond Multiple capital improvements, public works Sheffield/Rancho Bella Vista IA 5 Refunding	NR	Neg	(BC) Stradling Yocca (FA) Fieldman Rolapp (TR) US Bank Natl Assoc (UW) Western Riverside Water	09-01-34 Term	5.795 TIC

### YEARLY FISCAL STATUS REPORT INFORMATION

#### A. FUND BALANCES

<u>Year</u>	<u>Principal Amt Outstanding(\$)</u>	<u>Minimum Bond Reserve(\$)</u>	<u>Bond Reserve Fund(\$)</u>	<u>Capitalized Interest(\$)</u>	<u>Construction Fund(\$)</u>
05/06	1,900,000	130,088	130,121	0	0
06/07	1,900,000	130,088	134,775	0	0

#### B. TAX COLLECTION

<u>Taxes Due(\$)</u>	<u>Taxes Unpaid(\$)</u>	<u>Percent</u>	<u>Teeter Plan</u>
164,767	7,393	4	No
168,342	20,917	12	No

#### C. DELINQUENT PARCELS

<u>Year</u>	<u>Reporting Date</u>	<u># of Parcels</u>	<u>Total Amount Due(\$)</u>
05/06	09-30-06	17	7,865
06/07	08-01-07	42	20,917

#### D. FORECLOSURE

<u># of Parcels</u>	<u>Total Amount of Taxes Due (\$)</u>
0	0
0	0

#### E. ASSESSED VALUE OF PARCELS

<u>Reporting Date</u>	<u>Appraisal/ Tax Roll</u>	<u>Assessed Value(\$)</u>
09-30-06	Tax Roll	121,747,186
08-27-07	Tax Roll	135,239,123

#### F. MISCELLANEOUS



## 2007 MELLO-ROOS YEARLY FISCAL STATUS REPORT

<u>Date</u>	<u>Amount(\$)</u>	<u>Issuing Entity, County, Type of Debt, Purpose</u>	<u>Rating(s) Enhancmt</u>	<u>Type of Sale</u>	<u>Role, Participant</u>	<u>Maturity Date/ Type</u>	<u>Interest Rate/ Type</u>
09-20-04	\$3,300,000	Eastern Municipal Water District CFD No 2003-12 Riverside CDIAC Number: 2004-1233 Limited tax obligation bond Flood control, storm drainage Temecula Creek IA B	NR	Neg	(BC) Stradling Yocca (FA) Fieldman Rolapp (TR) US Bank Natl Assoc (UW) UBS Financial Services	09-01-34 Comb	5.578 TIC

### YEARLY FISCAL STATUS REPORT INFORMATION

#### A. FUND BALANCES

<u>Year</u>	<u>Principal Amt Outstanding(\$)</u>	<u>Minimum Bond Reserve(\$)</u>	<u>Bond Reserve Fund(\$)</u>	<u>Capitalized Interest(\$)</u>	<u>Construction Fund(\$)</u>
03/04	3,300,000	245,833	245,833	0	2,879,853
04/05	3,205,000	228,038	229,176	0	1,413,205
05/06	3,145,000	228,038	229,873	0	224
06/07	3,145,000	228,038	232,517	0	228

#### B. TAX COLLECTION

<u>Year</u>	<u>Taxes Due(\$)</u>	<u>Taxes Unpaid(\$)</u>	<u>Percent</u>	<u>Teeter Plan</u>
03/04	0	0	0	No
04/05	268,485	1,057	0	No
05/06	242,271	1,197	0	No
06/07	231,025	17,061	7	No

#### C. DELINQUENT PARCELS

<u>Year</u>	<u>Reporting Date</u>	<u># of Parcels</u>	<u>Total Amount Due(\$)</u>
03/04		0	0
04/05	09-30-05	1	1,057
05/06	09-30-06	1	1,197
06/07	08-01-07	11	17,061

#### D. FORECLOSURE

<u># of Parcels</u>	<u>Total Amount of Taxes Due (\$)</u>
0	0
0	0
0	0
0	0

#### E. ASSESSED VALUE OF PARCELS

<u>Reporting Date</u>	<u>Appraisal/ Tax Roll</u>	<u>Assessed Value(\$)</u>
06-30-04	Tax Roll	6,330,538
09-30-05	Tax Roll	23,874,174
09-30-06	Tax Roll	61,569,151
08-27-07	Tax Roll	69,137,715

#### F. MISCELLANEOUS



## 2007 MELLO-ROOS YEARLY FISCAL STATUS REPORT

<u>Date</u>	<u>Amount(\$)</u>	<u>Issuing Entity, County, Type of Debt, Purpose</u>	<u>Rating(s) Enhancmt</u>	<u>Type of Sale</u>	<u>Role, Participant</u>	<u>Maturity Date/ Type</u>	<u>Interest Rate/ Type</u>
09-20-04	\$2,745,000	Eastern Municipal Water District CFD No 2003-12 Riverside CDIAC Number: 2004-1234 Limited tax obligation bond Flood control, storm drainage Temecula Creek IA A	NR	Neg	(BC) Stradling Yocca (FA) Fieldman Rolapp (TR) US Bank Natl Assoc (UW) UBS Financial Services	09-01-34 Comb	5.431 TIC

### YEARLY FISCAL STATUS REPORT INFORMATION

#### A. FUND BALANCES

<u>Year</u>	<u>Principal Amt Outstanding(\$)</u>	<u>Minimum Bond Reserve(\$)</u>	<u>Bond Reserve Fund(\$)</u>	<u>Capitalized Interest(\$)</u>	<u>Construction Fund(\$)</u>
03/04	2,745,000	206,091	206,091	0	2,377,946
04/05	2,660,000	188,143	189,096	0	953,191
05/06	2,605,000	186,905	188,419	0	443,188
06/07	2,605,000	185,503	190,576	0	452,161

#### B. TAX COLLECTION

<u>Year</u>	<u>Taxes Due(\$)</u>	<u>Taxes Unpaid(\$)</u>	<u>Percent</u>	<u>Teeter Plan</u>
03/04	0	0	0	No
04/05	277,790	4,277	2	No
05/06	205,855	9,464	5	No
06/07	209,966	16,044	8	No

#### C. DELINQUENT PARCELS

<u>Year</u>	<u>Reporting Date</u>	<u># of Parcels</u>	<u>Total Amount Due(\$)</u>
03/04		0	0
04/05	09-30-05	3	4,277
05/06	09-30-06	9	13,742
06/07	08-01-07	9	16,044

#### D. FORECLOSURE

<u># of Parcels</u>	<u>Total Amount of Taxes Due (\$)</u>
0	0
0	0
0	0
0	0

#### E. ASSESSED VALUE OF PARCELS

<u>Reporting Date</u>	<u>Appraisal/ Tax Roll</u>	<u>Assessed Value(\$)</u>
06-30-04	Tax Roll	10,772,415
09-30-05	Tax Roll	32,860,114
09-30-06	Tax Roll	52,810,018
08-27-07	Tax Roll	55,479,904

#### F. MISCELLANEOUS



## 2007 MELLO-ROOS YEARLY FISCAL STATUS REPORT

<u>Date</u>	<u>Amount(\$)</u>	<u>Issuing Entity, County, Type of Debt, Purpose</u>	<u>Rating(s) Enhancmt</u>	<u>Type of Sale</u>	<u>Role, Participant</u>	<u>Maturity Date/ Type</u>	<u>Interest Rate/ Type</u>
04-17-05	\$2,115,000	Eastern Municipal Water District CFD No 2003-14 Riverside CDIAC Number: 2005-0367 Limited tax obligation bond Multiple capital improvements, public works Clinton Keith/Meadowlark Village IA A	NR	Neg	(BC) Stradling Yocca (FA) Fieldman Rolapp (TR) US Bank Natl Assoc (UW) UBS Financial Services	09-01-35 Comb	5.264 TIC

### YEARLY FISCAL STATUS REPORT INFORMATION

#### A. FUND BALANCES

<u>Year</u>	<u>Principal Amt Outstanding(\$)</u>	<u>Minimum Bond Reserve(\$)</u>	<u>Bond Reserve Fund(\$)</u>	<u>Capitalized Interest(\$)</u>	<u>Construction Fund(\$)</u>
04/05	2,115,000	142,156	143,340	33,120	1,070,722
05/06	2,075,000	142,156	143,300	0	464,549
06/07	2,075,000	142,156	144,948	0	474,443

#### B. TAX COLLECTION

<u>Year</u>	<u>Taxes Due(\$)</u>	<u>Taxes Unpaid(\$)</u>	<u>Percent</u>	<u>Teeter Plan</u>
04/05	0	0	0	No
05/06	161,260	2,448	2	No
06/07	168,133	26,358	16	No

#### C. DELINQUENT PARCELS

<u>Year</u>	<u>Reporting Date</u>	<u># of Parcels</u>	<u>Total Amount Due(\$)</u>
04/05	09-30-05	0	0
05/06	09-30-06	4	2,448
06/07	08-01-07	25	26,358

#### D. FORECLOSURE

<u># of Parcels</u>	<u>Total Amount of Taxes Due (\$)</u>
0	0
0	0
0	0

#### E. ASSESSED VALUE OF PARCELS

<u>Reporting Date</u>	<u>Appraisal/ Tax Roll</u>	<u>Assessed Value(\$)</u>
09-30-05	Tax Roll	4,104,589
09-30-06	Tax Roll	39,733,898
08-27-07	Tax Roll	44,078,298

#### F. MISCELLANEOUS





## 2007 MELLO-ROOS YEARLY FISCAL STATUS REPORT

<u>Date</u>	<u>Amount(\$)</u>	<u>Issuing Entity, County, Type of Debt, Purpose</u>	<u>Rating(s) Enhancmt</u>	<u>Type of Sale</u>	<u>Role, Participant</u>	<u>Maturity Date/ Type</u>	<u>Interest Rate/ Type</u>
04-17-05	\$4,250,000	Eastern Municipal Water District CFD No 2003-14 Riverside CDIAC Number: 2005-0368 Limited tax obligation bond Multiple capital improvements, public works Clinton Keith/Meadowlark Village IA B	NR	Neg	(BC) Stradling Yocca (FA) Fieldman Rolapp (TR) US Bank Natl Assoc (UW) UBS Financial Services	09-01-35 Comb	5.206 TIC

### YEARLY FISCAL STATUS REPORT INFORMATION

#### A. FUND BALANCES

<u>Year</u>	<u>Principal Amt Outstanding(\$)</u>	<u>Minimum Bond Reserve(\$)</u>	<u>Bond Reserve Fund(\$)</u>	<u>Capitalized Interest(\$)</u>	<u>Construction Fund(\$)</u>
04/05	4,250,000	279,616	281,944	65,379	3,665,572
05/06	4,175,000	279,616	281,866	0	1,127,299
06/07	4,175,000	279,616	285,108	0	1,151,309

#### B. TAX COLLECTION

<u>Year</u>	<u>Taxes Due(\$)</u>	<u>Taxes Unpaid(\$)</u>	<u>Percent</u>	<u>Teeter Plan</u>
04/05	0	0	0	No
05/06	295,629	33,680	11	No
06/07	331,099	52,616	16	No

#### C. DELINQUENT PARCELS

<u>Year</u>	<u>Reporting Date</u>	<u># of Parcels</u>	<u>Total Amount Due(\$)</u>
04/05	09-30-05	0	0
05/06	09-30-06	16	33,680
06/07	08-01-07	43	52,616

#### D. FORECLOSURE

<u># of Parcels</u>	<u>Total Amount of Taxes Due (\$)</u>
0	0
0	0
0	0

#### E. ASSESSED VALUE OF PARCELS

<u>Reporting Date</u>	<u>Appraisal/ Tax Roll</u>	<u>Assessed Value(\$)</u>
09-30-05	Tax Roll	36,648,436
09-30-06	Tax Roll	84,285,805
08-27-07	Tax Roll	90,172,682

#### F. MISCELLANEOUS



## 2007 MELLO-ROOS YEARLY FISCAL STATUS REPORT

<u>Date</u>	<u>Amount(\$)</u>	<u>Issuing Entity, County, Type of Debt, Purpose</u>	<u>Rating(s) Enhancmt</u>	<u>Type of Sale</u>	<u>Role, Participant</u>	<u>Maturity Date/ Type</u>	<u>Interest Rate/ Type</u>
04-17-05	\$2,080,000	Eastern Municipal Water District CFD No 2003-14 Riverside CDIAC Number: 2005-0369 Limited tax obligation bond Multiple capital improvements, public works Clinton Keith/Meadowlark Village IA C	NR	Neg	(BC) Stradling Yocca (FA) Fieldman Rolapp (TR) US Bank Natl Assoc (UW) UBS Financial Services	09-01-35 Comb	5.368 TIC

### YEARLY FISCAL STATUS REPORT INFORMATION

#### A. FUND BALANCES

<u>Year</u>	<u>Principal Amt Outstanding(\$)</u>	<u>Minimum Bond Reserve(\$)</u>	<u>Bond Reserve Fund(\$)</u>	<u>Capitalized Interest(\$)</u>	<u>Construction Fund(\$)</u>
04/05	2,080,000	142,036	143,219	33,162	609,513
05/06	2,040,000	140,986	142,129	0	5,025
06/07	2,040,000	140,986	143,756	0	0

#### B. TAX COLLECTION

<u>Year</u>	<u>Taxes Due(\$)</u>	<u>Taxes Unpaid(\$)</u>	<u>Percent</u>	<u>Teeter Plan</u>
04/05	0	0	0	No
05/06	161,440	0	0	No
06/07	161,440	10,974	7	No

#### C. DELINQUENT PARCELS

<u>Year</u>	<u>Reporting Date</u>	<u># of Parcels</u>	<u>Total Amount Due(\$)</u>
04/05	09-30-05	0	0
05/06	09-30-06	0	0
06/07	08-01-07	8	10,974

#### D. FORECLOSURE

<u># of Parcels</u>	<u>Total Amount of Taxes Due (\$)</u>
0	0
0	0
0	0

#### E. ASSESSED VALUE OF PARCELS

<u>Reporting Date</u>	<u>Appraisal/ Tax Roll</u>	<u>Assessed Value(\$)</u>
09-30-05	Tax Roll	9,279,468
09-30-06	Tax Roll	23,924,290
08-27-07	Tax Roll	43,358,926

#### F. MISCELLANEOUS



## 2007 MELLO-ROOS YEARLY FISCAL STATUS REPORT

<u>Date</u>	<u>Amount(\$)</u>	<u>Issuing Entity, County, Type of Debt, Purpose</u>	<u>Rating(s) Enhancmt</u>	<u>Type of Sale</u>	<u>Role, Participant</u>	<u>Maturity Date/ Type</u>	<u>Interest Rate/ Type</u>
09-16-04	\$4,230,000	Eastern Municipal Water District CFD No 2003-16 Riverside CDIAC Number: 2004-1232 Limited tax obligation bond Multiple capital improvements, public works Promontory Park	NR	Neg	(BC) Stradling Yocca (FA) Fieldman Rolapp (TR) US Bank Natl Assoc (UW) UBS Financial Services	09-01-34 Comb	5.538 TIC

### YEARLY FISCAL STATUS REPORT INFORMATION

#### A. FUND BALANCES

<u>Year</u>	<u>Principal Amt Outstanding(\$)</u>	<u>Minimum Bond Reserve(\$)</u>	<u>Bond Reserve Fund(\$)</u>	<u>Capitalized Interest(\$)</u>	<u>Construction Fund(\$)</u>
03/04	4,230,000	292,834	292,834	0	3,667,212
04/05	4,130,000	292,834	293,210	0	18,785
05/06	4,105,000	290,411	292,760	0	19,320
06/07	4,050,000	290,411	296,116	0	19,601

#### B. TAX COLLECTION

<u>Year</u>	<u>Taxes Due(\$)</u>	<u>Taxes Unpaid(\$)</u>	<u>Percent</u>	<u>Teeter Plan</u>
03/04	0	0	0	No
04/05	319,096	5,316	2	No
05/06	309,008	21,990	7	No
06/07	340,984	47,803	14	No

#### C. DELINQUENT PARCELS

<u>Year</u>	<u>Reporting Date</u>	<u># of Parcels</u>	<u>Total Amount Due(\$)</u>
03/04	06-30-04	0	0
04/05	09-30-05	8	5,316
05/06	09-30-06	35	23,339
06/07	08-01-07	68	47,803

#### D. FORECLOSURE

<u># of Parcels</u>	<u>Total Amount of Taxes Due (\$)</u>
0	0
0	0
0	0
0	0

#### E. ASSESSED VALUE OF PARCELS

<u>Reporting Date</u>	<u>Appraisal/ Tax Roll</u>	<u>Assessed Value(\$)</u>
06-30-04	Tax Roll	17,517,868
09-30-05	Tax Roll	126,399,601
09-30-06	Tax Roll	147,526,843
08-27-07	Tax Roll	160,934,279

#### F. MISCELLANEOUS



## 2007 MELLO-ROOS YEARLY FISCAL STATUS REPORT

<u>Date</u>	<u>Amount(\$)</u>	<u>Issuing Entity, County, Type of Debt, Purpose</u>	<u>Rating(s) Enhancmt</u>	<u>Type of Sale</u>	<u>Role, Participant</u>	<u>Maturity Date/ Type</u>	<u>Interest Rate/ Type</u>
05-19-05	\$2,605,000	Eastern Municipal Water District CFD No 2003-19 Riverside CDIAC Number: 2005-0599 Limited tax obligation bond Multiple capital improvements, public works Eastridge/Westridge IA A	NR	Neg	(BC) Stradling Yocca (FA) Fieldman Rolapp (TR) US Bank Natl Assoc (UW) UBS Financial Services	09-01-35 Comb	5.107 TIC

### YEARLY FISCAL STATUS REPORT INFORMATION

#### A. FUND BALANCES

<u>Year</u>	<u>Principal Amt Outstanding(\$)</u>	<u>Minimum Bond Reserve(\$)</u>	<u>Bond Reserve Fund(\$)</u>	<u>Capitalized Interest(\$)</u>	<u>Construction Fund(\$)</u>
04/05	2,605,000	173,515	174,642	30,010	1,626,470
05/06	2,555,000	173,515	174,911	0	67,948
06/07	2,555,000	173,515	176,923	0	69,342

#### B. TAX COLLECTION

<u>Year</u>	<u>Taxes Due(\$)</u>	<u>Taxes Unpaid(\$)</u>	<u>Percent</u>	<u>Teeter Plan</u>
04/05	0	0	0	No
05/06	190,790	8,566	4	No
06/07	201,074	19,023	9	No

#### C. DELINQUENT PARCELS

<u>Year</u>	<u>Reporting Date</u>	<u># of Parcels</u>	<u>Total Amount Due(\$)</u>
04/05	09-30-05	0	0
05/06	09-30-06	6	8,566
06/07	08-01-07	13	19,023

#### D. FORECLOSURE

<u># of Parcels</u>	<u>Total Amount of Taxes Due (\$)</u>
0	0
0	0
0	0

#### E. ASSESSED VALUE OF PARCELS

<u>Reporting Date</u>	<u>Appraisal/ Tax Roll</u>	<u>Assessed Value(\$)</u>
09-30-05	Tax Roll	31,660,955
09-30-06	Tax Roll	40,016,418
08-27-07	Tax Roll	41,091,908

#### F. MISCELLANEOUS



## 2007 MELLO-ROOS YEARLY FISCAL STATUS REPORT

<u>Date</u>	<u>Amount(\$)</u>	<u>Issuing Entity, County, Type of Debt, Purpose</u>	<u>Rating(s) Enhancmt</u>	<u>Type of Sale</u>	<u>Role, Participant</u>	<u>Maturity Date/ Type</u>	<u>Interest Rate/ Type</u>
05-19-05	\$5,190,000	Eastern Municipal Water District CFD No 2003-19 Riverside CDIAC Number: 2005-0600 Limited tax obligation bond Multiple capital improvements, public works Eastridge/Westridge IA B	NR	Neg	(BC) Stradling Yocca (FA) Fieldman Rolapp (TR) US Bank Natl Assoc (UW) UBS Financial Services	09-01-35 Comb	5.252 TIC

### YEARLY FISCAL STATUS REPORT INFORMATION

#### A. FUND BALANCES

<u>Year</u>	<u>Principal Amt Outstanding(\$)</u>	<u>Minimum Bond Reserve(\$)</u>	<u>Bond Reserve Fund(\$)</u>	<u>Capitalized Interest(\$)</u>	<u>Construction Fund(\$)</u>
04/05	5,190,000	343,874	346,106	62,168	2,893,794
05/06	5,190,000	343,874	346,641	0	562,259
06/07	5,100,000	343,874	350,628	0	483,856

#### B. TAX COLLECTION

<u>Year</u>	<u>Taxes Due(\$)</u>	<u>Taxes Unpaid(\$)</u>	<u>Percent</u>	<u>Teeter Plan</u>
04/05	0	0	0	No
05/06	360,820	0	0	No
06/07	360,820	50,286	14	No

#### C. DELINQUENT PARCELS

<u>Year</u>	<u>Reporting Date</u>	<u># of Parcels</u>	<u>Total Amount Due(\$)</u>
04/05	09-30-05	0	0
05/06	09-30-06	0	0
06/07	08-01-07	28	50,286

#### D. FORECLOSURE

<u># of Parcels</u>	<u>Total Amount of Taxes Due (\$)</u>
0	0
0	0
0	0

#### E. ASSESSED VALUE OF PARCELS

<u>Reporting Date</u>	<u>Appraisal/ Tax Roll</u>	<u>Assessed Value(\$)</u>
09-30-05	Tax Roll	2,266,512
09-30-06	Tax Roll	53,942,988
08-27-07	Tax Roll	74,230,996

#### F. MISCELLANEOUS



## 2007 MELLO-ROOS YEARLY FISCAL STATUS REPORT

<u>Date</u>	<u>Amount(\$)</u>	<u>Issuing Entity, County, Type of Debt, Purpose</u>	<u>Rating(s) Enhancmt</u>	<u>Type of Sale</u>	<u>Role, Participant</u>	<u>Maturity Date/ Type</u>	<u>Interest Rate/ Type</u>
11-01-05	\$1,800,000	Eastern Municipal Water District CFD No 2003-20 Riverside CDIAC Number: 2004-1942 Limited tax obligation bond Multiple capital improvements, public works Corman Leigh Communities IA A	NR	Neg	(BC) Stradling Yocca (FA) Fieldman Rolapp (TR) US Bank Natl Assoc (UW) Stone & Youngberg	09-01-35 Comb	5.198 TIC

### YEARLY FISCAL STATUS REPORT INFORMATION

#### A. FUND BALANCES

<u>Year</u>	<u>Principal Amt Outstanding(\$)</u>	<u>Minimum Bond Reserve(\$)</u>	<u>Bond Reserve Fund(\$)</u>	<u>Capitalized Interest(\$)</u>	<u>Construction Fund(\$)</u>
05/06	1,750,000	119,808	120,776	0	0
06/07	1,750,000	119,808	122,161	0	0

#### B. TAX COLLECTION

<u>Year</u>	<u>Taxes Due(\$)</u>	<u>Taxes Unpaid(\$)</u>	<u>Percent</u>	<u>Teeter Plan</u>
05/06	155,083	5,667	4	No
06/07	155,083	18,877	12	No

#### C. DELINQUENT PARCELS

<u>Year</u>	<u>Reporting Date</u>	<u># of Parcels</u>	<u>Total Amount Due(\$)</u>
05/06	09-30-06	6	5,667
06/07	08-01-07	19	18,877

#### D. FORECLOSURE

<u># of Parcels</u>	<u>Total Amount of Taxes Due (\$)</u>
0	0
0	0

#### E. ASSESSED VALUE OF PARCELS

<u>Reporting Date</u>	<u>Appraisal/ Tax Roll</u>	<u>Assessed Value(\$)</u>
09-30-06	Tax Roll	40,144,322
08-27-07	Tax Roll	42,392,032

#### F. MISCELLANEOUS



## 2007 MELLO-ROOS YEARLY FISCAL STATUS REPORT

<u>Date</u>	<u>Amount(\$)</u>	<u>Issuing Entity, County, Type of Debt, Purpose</u>	<u>Rating(s) Enhancmt</u>	<u>Type of Sale</u>	<u>Role, Participant</u>	<u>Maturity Date/ Type</u>	<u>Interest Rate/ Type</u>
11-01-05	\$525,000	Eastern Municipal Water District CFD No 2003-20 Riverside CDIAC Number: 2004-1943 Limited tax obligation bond Multiple capital improvements, public works Corman Leigh Communities IA B	NR	Neg	(BC) Stradling Yocca (FA) Fieldman Rolapp (TR) US Bank Natl Assoc (UW) Stone & Youngberg	09-01-35 Comb	5.143 TIC

### YEARLY FISCAL STATUS REPORT INFORMATION

#### A. FUND BALANCES

<u>Year</u>	<u>Principal Amt Outstanding(\$)</u>	<u>Minimum Bond Reserve(\$)</u>	<u>Bond Reserve Fund(\$)</u>	<u>Capitalized Interest(\$)</u>	<u>Construction Fund(\$)</u>
05/06	520,000	39,733	40,054	486	0
06/07	520,000	39,268	40,513	0	0

#### B. TAX COLLECTION

<u>Year</u>	<u>Taxes Due(\$)</u>	<u>Taxes Unpaid(\$)</u>	<u>Percent</u>	<u>Teeter Plan</u>
05/06	59,616	8,353	14	No
06/07	59,616	14,690	25	No

#### C. DELINQUENT PARCELS

<u>Year</u>	<u>Reporting Date</u>	<u># of Parcels</u>	<u>Total Amount Due(\$)</u>
05/06	09-30-06	5	8,353
06/07	08-01-07	9	14,690

#### D. FORECLOSURE

<u># of Parcels</u>	<u>Total Amount of Taxes Due (\$)</u>
0	0
0	0

#### E. ASSESSED VALUE OF PARCELS

<u>Reporting Date</u>	<u>Appraisal/ Tax Roll</u>	<u>Assessed Value(\$)</u>
09-30-06	Tax Roll	15,055,443
08-27-07	Tax Roll	15,299,181

#### F. MISCELLANEOUS



## 2007 MELLO-ROOS YEARLY FISCAL STATUS REPORT

<u>Date</u>	<u>Amount(\$)</u>	<u>Issuing Entity, County, Type of Debt, Purpose</u>	<u>Rating(s) Enhancmt</u>	<u>Type of Sale</u>	<u>Role, Participant</u>	<u>Maturity Date/ Type</u>	<u>Interest Rate/ Type</u>
11-01-06	\$3,975,000	Eastern Municipal Water District CFD No 2003-25 Riverside CDIAC Number: 2006-1172 Limited tax obligation bond Multiple capital improvements, public works Pacific Communities IA D	NR	Neg	(BC) Stradling Yocca (FA) Fieldman Rolapp (TR) US Bank Natl Assoc (UW) Stone & Youngberg	09-01-36 Comb	5.11 TIC

### YEARLY FISCAL STATUS REPORT INFORMATION

#### A. FUND BALANCES

<u>Year</u>	<u>Principal Amt Outstanding(\$)</u>	<u>Minimum Bond Reserve(\$)</u>	<u>Bond Reserve Fund(\$)</u>	<u>Capitalized Interest(\$)</u>	<u>Construction Fund(\$)</u>
06/07	3,975,000	262,638	269,856	0	477,371

#### B. TAX COLLECTION

<u>Taxes Due(\$)</u>	<u>Taxes Unpaid(\$)</u>	<u>Percent</u>	<u>Teeter Plan</u>
247,432	41,335	17	No

#### C. DELINQUENT PARCELS

<u>Year</u>	<u>Reporting Date</u>	<u># of Parcels</u>	<u>Total Amount Due(\$)</u>
06/07	08-01-07	28	41,335

#### D. FORECLOSURE

<u># of Parcels</u>	<u>Total Amount of Taxes Due (\$)</u>
0	0

#### E. ASSESSED VALUE OF PARCELS

<u>Reporting Date</u>	<u>Appraisal/ Tax Roll</u>	<u>Assessed Value(\$)</u>
08-27-07	Tax Roll	65,370,264

#### F. MISCELLANEOUS





## 2007 MELLO-ROOS YEARLY FISCAL STATUS REPORT

<u>Date</u>	<u>Amount(\$)</u>	<u>Issuing Entity, County, Type of Debt, Purpose</u>	<u>Rating(s) Enhancmt</u>	<u>Type of Sale</u>	<u>Role, Participant</u>	<u>Maturity Date/ Type</u>	<u>Interest Rate/ Type</u>
09-08-05	\$6,000,000	Eastern Municipal Water District CFD No 2004-26 Riverside CDIAC Number: 2005-1515 Limited tax obligation bond Multiple capital improvements, public works Lennar San Jacinto IA 1	NR	Neg	(BC) Stradling Yocca (FA) Fieldman Rolapp (TR) US Bank Natl Assoc (UW) Stone & Youngberg	09-01-35 Comb	4.976 TIC

### YEARLY FISCAL STATUS REPORT INFORMATION

#### A. FUND BALANCES

<u>Year</u>	<u>Principal Amt Outstanding(\$)</u>	<u>Minimum Bond Reserve(\$)</u>	<u>Bond Reserve Fund(\$)</u>	<u>Capitalized Interest(\$)</u>	<u>Construction Fund(\$)</u>
04/05	6,000,000	388,703	388,703	0	5,580,071
05/06	5,875,000	388,703	391,830	0	2,144,164
06/07	5,875,000	388,703	396,337	0	971,755

#### B. TAX COLLECTION

<u>Year</u>	<u>Taxes Due(\$)</u>	<u>Taxes Unpaid(\$)</u>	<u>Percent</u>	<u>Teeter Plan</u>
04/05	0	0	0	No
05/06	490,496	20,598	4	No
06/07	477,582	57,425	12	No

#### C. DELINQUENT PARCELS

<u>Year</u>	<u>Reporting Date</u>	<u># of Parcels</u>	<u>Total Amount Due(\$)</u>
04/05	09-30-05	0	0
05/06	09-30-06	20	20,598
06/07	08-01-07	49	57,425

#### D. FORECLOSURE

<u># of Parcels</u>	<u>Total Amount of Taxes Due (\$)</u>
0	0
0	0
0	0

#### E. ASSESSED VALUE OF PARCELS

<u>Reporting Date</u>	<u>Appraisal/ Tax Roll</u>	<u>Assessed Value(\$)</u>
09-30-05	Tax Roll	57,741,202
09-30-06	Tax Roll	97,933,230
08-27-07	Tax Roll	123,664,698

#### F. MISCELLANEOUS



## 2007 MELLO-ROOS YEARLY FISCAL STATUS REPORT

<u>Date</u>	<u>Amount(\$)</u>	<u>Issuing Entity, County, Type of Debt, Purpose</u>	<u>Rating(s) Enhancmt</u>	<u>Type of Sale</u>	<u>Role, Participant</u>	<u>Maturity Date/ Type</u>	<u>Interest Rate/ Type</u>
09-08-05	\$3,500,000	Eastern Municipal Water District CFD No 2004-26 Riverside CDIAC Number: 2005-1516 Limited tax obligation bond Multiple capital improvements, public works Lennar San Jacinto IA 2	NR	Neg	(BC) Stradling Yocca (FA) Fieldman Rolapp (TR) US Bank Natl Assoc (UW) Stone & Youngberg	09-01-35 Comb	5.088 TIC

### YEARLY FISCAL STATUS REPORT INFORMATION

#### A. FUND BALANCES

<u>Year</u>	<u>Principal Amt Outstanding(\$)</u>	<u>Minimum Bond Reserve(\$)</u>	<u>Bond Reserve Fund(\$)</u>	<u>Capitalized Interest(\$)</u>	<u>Construction Fund(\$)</u>
04/05	3,500,000	237,546	237,546	158,238	2,939,055
05/06	3,500,000	237,546	239,458	3,177	3,005,586
06/07	3,500,000	235,511	242,212	0	54,272

#### B. TAX COLLECTION

<u>Year</u>	<u>Taxes Due(\$)</u>	<u>Taxes Unpaid(\$)</u>	<u>Percent</u>	<u>Teeter Plan</u>
04/05	0	0	0	No
05/06	0	0	0	No
06/07	251,241	19,448	8	No

#### C. DELINQUENT PARCELS

<u>Year</u>	<u>Reporting Date</u>	<u># of Parcels</u>	<u>Total Amount Due(\$)</u>
04/05	09-30-05	0	0
05/06	09-30-06	0	0
06/07	08-01-07	20	19,448

#### D. FORECLOSURE

<u># of Parcels</u>	<u>Total Amount of Taxes Due (\$)</u>
0	0
0	0
0	0

#### E. ASSESSED VALUE OF PARCELS

<u>Reporting Date</u>	<u>Appraisal/ Tax Roll</u>	<u>Assessed Value(\$)</u>
09-30-05	Appraisal	14,600
09-30-06	Appraisal	18,569,620
08-27-07	Tax Roll	71,611,729

#### F. MISCELLANEOUS



## 2007 MELLO-ROOS YEARLY FISCAL STATUS REPORT

<u>Date</u>	<u>Amount(\$)</u>	<u>Issuing Entity, County, Type of Debt, Purpose</u>	<u>Rating(s) Enhancmt</u>	<u>Type of Sale</u>	<u>Role, Participant</u>	<u>Maturity Date/ Type</u>	<u>Interest Rate/ Type</u>
09-28-06	\$9,350,000	Eastern Municipal Water District CFD No 2004-27 Riverside CDIAC Number: 2006-0974 Limited tax obligation bond Multiple capital improvements, public works Cottonwood Ranch	NR	Neg	(BC) Stradling Yocca (FA) Fieldman Rolapp (TR) US Bank Natl Assoc (UW) Stone & Youngberg	09-01-36 Comb	5.037 TIC

### YEARLY FISCAL STATUS REPORT INFORMATION

#### A. FUND BALANCES

<u>Year</u>	<u>Principal Amt Outstanding(\$)</u>	<u>Minimum Bond Reserve(\$)</u>	<u>Bond Reserve Fund(\$)</u>	<u>Capitalized Interest(\$)</u>	<u>Construction Fund(\$)</u>
05/06	9,350,000	605,860	605,860	0	8,366,263
06/07	9,350,000	605,860	625,230	0	3,657,000

#### B. TAX COLLECTION

<u>Taxes Due(\$)</u>	<u>Taxes Unpaid(\$)</u>	<u>Percent</u>	<u>Teeter Plan</u>
0	0	0	No
885,695	80,067	9	No

#### C. DELINQUENT PARCELS

<u>Year</u>	<u>Reporting Date</u>	<u># of Parcels</u>	<u>Total Amount Due(\$)</u>
05/06	09-30-06	0	0
06/07	08-01-07	41	80,067

#### D. FORECLOSURE

<u># of Parcels</u>	<u>Total Amount of Taxes Due (\$)</u>
0	0
0	0

#### E. ASSESSED VALUE OF PARCELS

<u>Reporting Date</u>	<u>Appraisal/ Tax Roll</u>	<u>Assessed Value(\$)</u>
09-30-06	Tax Roll	100,092,669
08-27-07	Tax Roll	146,147,702

#### F. MISCELLANEOUS



## 2007 MELLO-ROOS YEARLY FISCAL STATUS REPORT

<u>Date</u>	<u>Amount(\$)</u>	<u>Issuing Entity, County, Type of Debt, Purpose</u>	<u>Rating(s) Enhancmt</u>	<u>Type of Sale</u>	<u>Role, Participant</u>	<u>Maturity Date/ Type</u>	<u>Interest Rate/ Type</u>
08-04-05	\$4,700,000	Eastern Municipal Water District CFD No 2004-28 Riverside CDIAC Number: 2005-1367 Limited tax obligation bond Multiple capital improvements, public works Quinta Do Lago	NR	Neg	(BC) Stradling Yocca (FA) Fieldman Rolapp (TR) US Bank Natl Assoc (UW) Stone & Youngberg	09-01-35 Comb	5.136 TIC

### YEARLY FISCAL STATUS REPORT INFORMATION

#### A. FUND BALANCES

<u>Year</u>	<u>Principal Amt Outstanding(\$)</u>	<u>Minimum Bond Reserve(\$)</u>	<u>Bond Reserve Fund(\$)</u>	<u>Capitalized Interest(\$)</u>	<u>Construction Fund(\$)</u>
04/05	4,700,000	309,986	310,353	0	4,167,712
05/06	4,625,000	309,986	312,481	0	1,362,959
06/07	4,625,000	309,986	316,075	0	1,298,341

#### B. TAX COLLECTION

<u>Year</u>	<u>Taxes Due(\$)</u>	<u>Taxes Unpaid(\$)</u>	<u>Percent</u>	<u>Teeter Plan</u>
04/05	0	0	0	No
05/06	333,347	0	0	No
06/07	333,347	43,812	13	No

#### C. DELINQUENT PARCELS

<u>Year</u>	<u>Reporting Date</u>	<u># of Parcels</u>	<u>Total Amount Due(\$)</u>
04/05	09-30-05	0	0
05/06	09-30-06	0	0
06/07	08-01-07	36	43,812

#### D. FORECLOSURE

<u># of Parcels</u>	<u>Total Amount of Taxes Due (\$)</u>
0	0
0	0
0	0

#### E. ASSESSED VALUE OF PARCELS

<u>Reporting Date</u>	<u>Appraisal/ Tax Roll</u>	<u>Assessed Value(\$)</u>
09-30-05	Tax Roll	30,420,565
09-30-06	Tax Roll	42,944,674
08-27-07	Tax Roll	63,858,722

#### F. MISCELLANEOUS



## 2007 MELLO-ROOS YEARLY FISCAL STATUS REPORT

<u>Date</u>	<u>Amount(\$)</u>	<u>Issuing Entity, County, Type of Debt, Purpose</u>	<u>Rating(s) Enhancmt</u>	<u>Type of Sale</u>	<u>Role, Participant</u>	<u>Maturity Date/ Type</u>	<u>Interest Rate/ Type</u>
09-07-06	\$6,000,000	Eastern Municipal Water District CFD No 2004-29 Riverside CDIAC Number: 2006-0975 Limited tax obligation bond Multiple capital improvements, public works Sun Ranch	NR	Neg	(BC) Stradling Yocca (FA) Fieldman Rolapp (TR) US Bank Natl Assoc (UW) Stone & Youngberg	09-01-36 Comb	5.078 TIC

### YEARLY FISCAL STATUS REPORT INFORMATION

#### A. FUND BALANCES

<u>Year</u>	<u>Principal Amt Outstanding(\$)</u>	<u>Minimum Bond Reserve(\$)</u>	<u>Bond Reserve Fund(\$)</u>	<u>Capitalized Interest(\$)</u>	<u>Construction Fund(\$)</u>
05/06	6,000,000	393,523	393,523	0	5,275,949
06/07	6,000,000	391,459	407,198	0	2,628,072

#### B. TAX COLLECTION

<u>Taxes Due(\$)</u>	<u>Taxes Unpaid(\$)</u>	<u>Percent</u>	<u>Teeter Plan</u>
0	0	0	No
463,461	39,650	9	No

#### C. DELINQUENT PARCELS

<u>Year</u>	<u>Reporting Date</u>	<u># of Parcels</u>	<u>Total Amount Due(\$)</u>
05/06	09-30-06	0	0
06/07	08-01-07	28	39,650

#### D. FORECLOSURE

<u># of Parcels</u>	<u>Total Amount of Taxes Due (\$)</u>
0	0
0	0

#### E. ASSESSED VALUE OF PARCELS

<u>Reporting Date</u>	<u>Appraisal/ Tax Roll</u>	<u>Assessed Value(\$)</u>
09-30-06	Tax Roll	86,450,935
08-27-07	Tax Roll	90,429,179

#### F. MISCELLANEOUS



## 2007 MELLO-ROOS YEARLY FISCAL STATUS REPORT

<u>Date</u>	<u>Amount(\$)</u>	<u>Issuing Entity, County, Type of Debt, Purpose</u>	<u>Rating(s) Enhancmt</u>	<u>Type of Sale</u>	<u>Role, Participant</u>	<u>Maturity Date/ Type</u>	<u>Interest Rate/ Type</u>
11-09-05	\$2,815,000	Eastern Municipal Water District CFD No 2004-30 Riverside CDIAC Number: 2005-1782 Limited tax obligation bond Multiple capital improvements, public works Barrington Heights	NR	Neg	(BC) Stradling Yocca (FA) Fieldman Rolapp (TR) US Bank Natl Assoc (UW) Stone & Youngberg	09-01-35 Comb	5.218 TIC

### YEARLY FISCAL STATUS REPORT INFORMATION

#### A. FUND BALANCES

<u>Year</u>	<u>Principal Amt Outstanding(\$)</u>	<u>Minimum Bond Reserve(\$)</u>	<u>Bond Reserve Fund(\$)</u>	<u>Capitalized Interest(\$)</u>	<u>Construction Fund(\$)</u>
05/06	2,815,000	192,149	193,700	1,943	5,759
06/07	2,815,000	191,711	195,923	0	5,865

#### B. TAX COLLECTION

<u>Taxes Due(\$)</u>	<u>Taxes Unpaid(\$)</u>	<u>Percent</u>	<u>Teeter Plan</u>
0	0	0	No
210,437	33,502	16	No

#### C. DELINQUENT PARCELS

<u>Year</u>	<u>Reporting Date</u>	<u># of Parcels</u>	<u>Total Amount Due(\$)</u>
05/06	09-30-06	0	0
06/07	08-01-07	31	33,502

#### D. FORECLOSURE

<u># of Parcels</u>	<u>Total Amount of Taxes Due (\$)</u>
0	0
0	0

#### E. ASSESSED VALUE OF PARCELS

<u>Reporting Date</u>	<u>Appraisal/ Tax Roll</u>	<u>Assessed Value(\$)</u>
09-30-06	Tax Roll	54,324,104
08-27-07	Tax Roll	79,089,856

#### F. MISCELLANEOUS



## 2007 MELLO-ROOS YEARLY FISCAL STATUS REPORT

<u>Date</u>	<u>Amount(\$)</u>	<u>Issuing Entity, County, Type of Debt, Purpose</u>	<u>Rating(s) Enhancmt</u>	<u>Type of Sale</u>	<u>Role, Participant</u>	<u>Maturity Date/ Type</u>	<u>Interest Rate/ Type</u>
06-07-07	\$2,060,000	Eastern Municipal Water District CFD No 2004-32 Riverside CDIAC Number: 2007-0712 Limited tax obligation bond Multiple capital improvements, public works Rancho San Jacinto IA A	NR	Neg	(BC) Stradling Yocca (FA) Fieldman Rolapp (TR) US Bank Natl Assoc (UW) Stone & Youngberg	09-01-37 Comb	4.953 TIC

### YEARLY FISCAL STATUS REPORT INFORMATION

#### A. FUND BALANCES

<u>Year</u>	<u>Principal Amt Outstanding(\$)</u>	<u>Minimum Bond Reserve(\$)</u>	<u>Bond Reserve Fund(\$)</u>	<u>Capitalized Interest(\$)</u>	<u>Construction Fund(\$)</u>
06/07	2,060,000	138,183	138,183	0	21,183

#### B. TAX COLLECTION

<u>Taxes Due(\$)</u>	<u>Taxes Unpaid(\$)</u>	<u>Percent</u>	<u>Teeter Plan</u>
232,092	26,838	12	No

#### C. DELINQUENT PARCELS

<u>Year</u>	<u>Reporting Date</u>	<u># of Parcels</u>	<u>Total Amount Due(\$)</u>
06/07	08-01-07	45	26,838

#### D. FORECLOSURE

<u># of Parcels</u>	<u>Total Amount of Taxes Due (\$)</u>
0	0

#### E. ASSESSED VALUE OF PARCELS

<u>Reporting Date</u>	<u>Appraisal/ Tax Roll</u>	<u>Assessed Value(\$)</u>
08-27-07	Tax Roll	114,544,005

#### F. MISCELLANEOUS



## 2007 MELLO-ROOS YEARLY FISCAL STATUS REPORT

<u>Date</u>	<u>Amount(\$)</u>	<u>Issuing Entity, County, Type of Debt, Purpose</u>	<u>Rating(s) Enhancmt</u>	<u>Type of Sale</u>	<u>Role, Participant</u>	<u>Maturity Date/ Type</u>	<u>Interest Rate/ Type</u>
06-07-07	\$1,435,000	Eastern Municipal Water District CFD No 2004-32 Riverside CDIAC Number: 2007-0714 Limited tax obligation bond Multiple capital improvements, public works Rancho San Jacinto IA B	NR	Neg	(BC) Stradling Yocca (FA) Fieldman Rolapp (TR) US Bank Natl Assoc (UW) Stone & Youngberg	09-01-37 Comb	4.999 TIC

### YEARLY FISCAL STATUS REPORT INFORMATION

#### A. FUND BALANCES

<u>Year</u>	<u>Principal Amt Outstanding(\$)</u>	<u>Minimum Bond Reserve(\$)</u>	<u>Bond Reserve Fund(\$)</u>	<u>Capitalized Interest(\$)</u>	<u>Construction Fund(\$)</u>
06/07	1,435,000	98,098	98,098	0	491,171

#### B. TAX COLLECTION

<u>Taxes Due(\$)</u>	<u>Taxes Unpaid(\$)</u>	<u>Percent</u>	<u>Teeter Plan</u>
153,755	7,228	5	No

#### C. DELINQUENT PARCELS

<u>Year</u>	<u>Reporting Date</u>	<u># of Parcels</u>	<u>Total Amount Due(\$)</u>
06/07	08-01-07	14	7,228

#### D. FORECLOSURE

<u># of Parcels</u>	<u>Total Amount of Taxes Due (\$)</u>
0	0

#### E. ASSESSED VALUE OF PARCELS

<u>Reporting Date</u>	<u>Appraisal/ Tax Roll</u>	<u>Assessed Value(\$)</u>
08-27-07	Tax Roll	48,291,142

#### F. MISCELLANEOUS





## 2007 MELLO-ROOS YEARLY FISCAL STATUS REPORT

<u>Date</u>	<u>Amount(\$)</u>	<u>Issuing Entity, County, Type of Debt, Purpose</u>	<u>Rating(s) Enhancmt</u>	<u>Type of Sale</u>	<u>Role, Participant</u>	<u>Maturity Date/ Type</u>	<u>Interest Rate/ Type</u>
06-01-06	\$6,785,000	Eastern Municipal Water District CFD No 2004-34 Riverside CDIAC Number: 2006-0490 Limited tax obligation bond Multiple capital improvements, public works Faircrest	NR	Neg	(BC) Stradling Yocca (FA) Fieldman Rolapp (TR) US Bank Natl Assoc (UW) Stone & Youngberg	09-01-36 Comb	5.283 TIC

### YEARLY FISCAL STATUS REPORT INFORMATION

#### A. FUND BALANCES

<u>Year</u>	<u>Principal Amt Outstanding(\$)</u>	<u>Minimum Bond Reserve(\$)</u>	<u>Bond Reserve Fund(\$)</u>	<u>Capitalized Interest(\$)</u>	<u>Construction Fund(\$)</u>
05/06	6,785,000	455,970	457,790	705	4,551,256
06/07	6,785,000	455,970	474,063	0	4,370,370

#### B. TAX COLLECTION

<u>Taxes Due(\$)</u>	<u>Taxes Unpaid(\$)</u>	<u>Percent</u>	<u>Teeter Plan</u>
0	0	0	No
480,399	52,326	11	No

#### C. DELINQUENT PARCELS

<u>Year</u>	<u>Reporting Date</u>	<u># of Parcels</u>	<u>Total Amount Due(\$)</u>
05/06	09-30-06	0	0
06/07	08-01-07	26	52,326

#### D. FORECLOSURE

<u># of Parcels</u>	<u>Total Amount of Taxes Due (\$)</u>
0	0
0	0

#### E. ASSESSED VALUE OF PARCELS

<u>Reporting Date</u>	<u>Appraisal/ Tax Roll</u>	<u>Assessed Value(\$)</u>
09-30-06	Tax Roll	44,703,190
06-30-07	Tax Roll	99,045,656

#### F. MISCELLANEOUS



## 2007 MELLO-ROOS YEARLY FISCAL STATUS REPORT

<u>Date</u>	<u>Amount(\$)</u>	<u>Issuing Entity, County, Type of Debt, Purpose</u>	<u>Rating(s) Enhancmt</u>	<u>Type of Sale</u>	<u>Role, Participant</u>	<u>Maturity Date/ Type</u>	<u>Interest Rate/ Type</u>
06-28-07	\$1,180,000	Eastern Municipal Water District CFD No 2004-35 Riverside CDIAC Number: 2007-0843 Limited tax obligation bond Multiple capital improvements, public works Mountain Gate IA C	NR	Neg	(BC) Stradling Yocca (FA) Fieldman Rolapp (TR) US Bank Natl Assoc (UW) Stone & Youngberg	09-01-37 Comb	5.252 TIC

### YEARLY FISCAL STATUS REPORT INFORMATION

#### A. FUND BALANCES

<u>Year</u>	<u>Principal Amt Outstanding(\$)</u>	<u>Minimum Bond Reserve(\$)</u>	<u>Bond Reserve Fund(\$)</u>	<u>Capitalized Interest(\$)</u>	<u>Construction Fund(\$)</u>
06/07	1,180,000	83,756	0	0	0

#### B. TAX COLLECTION

<u>Taxes Due(\$)</u>	<u>Taxes Unpaid(\$)</u>	<u>Percent</u>	<u>Teeter Plan</u>
114,190	21,683	19	No

#### C. DELINQUENT PARCELS

<u>Year</u>	<u>Reporting Date</u>	<u># of Parcels</u>	<u>Total Amount Due(\$)</u>
06/07	08-01-07	16	21,683

#### D. FORECLOSURE

<u># of Parcels</u>	<u>Total Amount of Taxes Due (\$)</u>
0	0

#### E. ASSESSED VALUE OF PARCELS

<u>Reporting Date</u>	<u>Appraisal/ Tax Roll</u>	<u>Assessed Value(\$)</u>
08-27-07	Tax Roll	26,132,075

#### F. MISCELLANEOUS



## 2007 MELLO-ROOS YEARLY FISCAL STATUS REPORT

<u>Date</u>	<u>Amount(\$)</u>	<u>Issuing Entity, County, Type of Debt, Purpose</u>	<u>Rating(s) Enhancmt</u>	<u>Type of Sale</u>	<u>Role, Participant</u>	<u>Maturity Date/ Type</u>	<u>Interest Rate/ Type</u>
06-22-06	\$3,750,000	Eastern Municipal Water District CFD No 2005-38 Riverside CDIAC Number: 2006-0604 Limited tax obligation bond Multiple capital improvements, public works Autumn Ridge/Valdemosa IA A	NR	Neg	(BC) Stradling Yocca (FA) Fieldman Rolapp (TR) US Bank Natl Assoc (UW) Stone & Youngberg	09-01-36 Comb	5.275 TIC

### YEARLY FISCAL STATUS REPORT INFORMATION

#### A. FUND BALANCES

<u>Year</u>	<u>Principal Amt Outstanding(\$)</u>	<u>Minimum Bond Reserve(\$)</u>	<u>Bond Reserve Fund(\$)</u>	<u>Capitalized Interest(\$)</u>	<u>Construction Fund(\$)</u>
05/06	3,750,000	252,580	253,586	0	2,633,336
06/07	3,750,000	252,510	262,600	0	2,425,870

#### B. TAX COLLECTION

<u>Year</u>	<u>Taxes Due(\$)</u>	<u>Taxes Unpaid(\$)</u>	<u>Percent</u>	<u>Teeter Plan</u>
05/06	302,448	13,637	5	No
06/07	302,448	35,175	12	No

#### C. DELINQUENT PARCELS

<u>Year</u>	<u>Reporting Date</u>	<u># of Parcels</u>	<u>Total Amount Due(\$)</u>
05/06	09-30-06	14	13,637
06/07	08-01-07	30	35,175

#### D. FORECLOSURE

<u># of Parcels</u>	<u>Total Amount of Taxes Due (\$)</u>
0	0
0	0

#### E. ASSESSED VALUE OF PARCELS

<u>Reporting Date</u>	<u>Appraisal/ Tax Roll</u>	<u>Assessed Value(\$)</u>
09-30-06	Tax Roll	41,801,684
08-27-07	Tax Roll	66,896,473

#### F. MISCELLANEOUS



## 2007 MELLO-ROOS YEARLY FISCAL STATUS REPORT

<u>Date</u>	<u>Amount(\$)</u>	<u>Issuing Entity, County, Type of Debt, Purpose</u>	<u>Rating(s) Enhancmt</u>	<u>Type of Sale</u>	<u>Role, Participant</u>	<u>Maturity Date/ Type</u>	<u>Interest Rate/ Type</u>
06-22-06	\$890,000	Eastern Municipal Water District CFD No 2005-38 Riverside CDIAC Number: 2006-0605 Limited tax obligation bond Multiple capital improvements, public works Autumn Ridge/Valdemosa IA B	NR	Neg	(BC) Stradling Yocca (FA) Fieldman Rolapp (TR) US Bank Natl Assoc (UW) Stone & Youngberg	09-01-36 Comb	5.323 TIC

### YEARLY FISCAL STATUS REPORT INFORMATION

#### A. FUND BALANCES

<u>Year</u>	<u>Principal Amt Outstanding(\$)</u>	<u>Minimum Bond Reserve(\$)</u>	<u>Bond Reserve Fund(\$)</u>	<u>Capitalized Interest(\$)</u>	<u>Construction Fund(\$)</u>
05/06	890,000	63,636	63,890	33,451	229,387
06/07	890,000	63,636	66,161	0	234,767

#### B. TAX COLLECTION

<u>Taxes Due(\$)</u>	<u>Taxes Unpaid(\$)</u>	<u>Percent</u>	<u>Teeter Plan</u>
0	0	0	No
78,496	7,953	10	No

#### C. DELINQUENT PARCELS

<u>Year</u>	<u>Reporting Date</u>	<u># of Parcels</u>	<u>Total Amount Due(\$)</u>
05/06	09-30-06	0	0
06/07	08-01-07	9	7,953

#### D. FORECLOSURE

<u># of Parcels</u>	<u>Total Amount of Taxes Due (\$)</u>
0	0
0	0

#### E. ASSESSED VALUE OF PARCELS

<u>Reporting Date</u>	<u>Appraisal/ Tax Roll</u>	<u>Assessed Value(\$)</u>
09-30-06	Tax Roll	21,599,856
08-27-07	Tax Roll	32,880,699

#### F. MISCELLANEOUS



## 2007 MELLO-ROOS YEARLY FISCAL STATUS REPORT

<u>Date</u>	<u>Amount(\$)</u>	<u>Issuing Entity, County, Type of Debt, Purpose</u>	<u>Rating(s) Enhancmt</u>	<u>Type of Sale</u>	<u>Role, Participant</u>	<u>Maturity Date/ Type</u>	<u>Interest Rate/ Type</u>
11-08-06	\$3,500,000	Eastern Municipal Water District CFD No 2005-40 Riverside CDIAC Number: 2006-1171 Limited tax obligation bond Multiple capital improvements, public works Mahogany/Promontory Pointe	NR	Neg	(BC) Stradling Yocca (FA) Fieldman Rolapp (TR) US Bank Natl Assoc (UW) Stone & Youngberg	09-01-36 Comb	5.023 TIC

### YEARLY FISCAL STATUS REPORT INFORMATION

#### A. FUND BALANCES

<u>Year</u>	<u>Principal Amt Outstanding(\$)</u>	<u>Minimum Bond Reserve(\$)</u>	<u>Bond Reserve Fund(\$)</u>	<u>Capitalized Interest(\$)</u>	<u>Construction Fund(\$)</u>
06/07	3,500,000	228,994	237,427	0	1,862,884

#### B. TAX COLLECTION

<u>Taxes Due(\$)</u>	<u>Taxes Unpaid(\$)</u>	<u>Percent</u>	<u>Teeter Plan</u>
281,420	52,614	19	No

#### C. DELINQUENT PARCELS

<u>Year</u>	<u>Reporting Date</u>	<u># of Parcels</u>	<u>Total Amount Due(\$)</u>
06/07	08-01-07	102	52,614

#### D. FORECLOSURE

<u># of Parcels</u>	<u>Total Amount of Taxes Due (\$)</u>
0	0

#### E. ASSESSED VALUE OF PARCELS

<u>Reporting Date</u>	<u>Appraisal/ Tax Roll</u>	<u>Assessed Value(\$)</u>
08-27-07	Tax Roll	153,263,855

#### F. MISCELLANEOUS



## 2007 MELLO-ROOS YEARLY FISCAL STATUS REPORT

<u>Date</u>	<u>Amount(\$)</u>	<u>Issuing Entity, County, Type of Debt, Purpose</u>	<u>Rating(s) Enhancmt</u>	<u>Type of Sale</u>	<u>Role, Participant</u>	<u>Maturity Date/ Type</u>	<u>Interest Rate/ Type</u>
05-18-07	\$3,175,000	Eastern Municipal Water District CFD No 2005-42 Riverside CDIAC Number: 2007-0468 Limited tax obligation bond Multiple capital improvements, public works Belicia Ranch/Mosaico	NR	Neg	(BC) Stradling Yocca (FA) Fieldman Rolapp (TR) US Bank Natl Assoc (UW) Stone & Youngberg	09-01-37 Comb	5 TIC

### YEARLY FISCAL STATUS REPORT INFORMATION

#### A. FUND BALANCES

<u>Year</u>	<u>Principal Amt Outstanding(\$)</u>	<u>Minimum Bond Reserve(\$)</u>	<u>Bond Reserve Fund(\$)</u>	<u>Capitalized Interest(\$)</u>	<u>Construction Fund(\$)</u>
06/07	3,175,000	212,336	212,389	0	2,538,978

#### B. TAX COLLECTION

<u>Taxes Due(\$)</u>	<u>Taxes Unpaid(\$)</u>	<u>Percent</u>	<u>Teeter Plan</u>
265,907	7,623	3	No

#### C. DELINQUENT PARCELS

<u>Year</u>	<u>Reporting Date</u>	<u># of Parcels</u>	<u>Total Amount Due(\$)</u>
06/07	08-01-07	5	7,623

#### D. FORECLOSURE

<u># of Parcels</u>	<u>Total Amount of Taxes Due (\$)</u>
0	0

#### E. ASSESSED VALUE OF PARCELS

<u>Reporting Date</u>	<u>Appraisal/ Tax Roll</u>	<u>Assessed Value(\$)</u>
08-27-07	Tax Roll	36,310,275

#### F. MISCELLANEOUS



## 2007 MELLO-ROOS YEARLY FISCAL STATUS REPORT

<u>Date</u>	<u>Amount(\$)</u>	<u>Issuing Entity, County, Type of Debt, Purpose</u>	<u>Rating(s) Enhancmt</u>	<u>Type of Sale</u>	<u>Role, Participant</u>	<u>Maturity Date/ Type</u>	<u>Interest Rate/ Type</u>
05-26-04	\$2,240,000	Elsinore Valley Municipal Water District CFD No 2002-1 Riverside CDIAC Number: 2004-0248 Limited tax obligation bond Multiple capital improvements, public works Oakmont II	NR	Neg	(BC) Best Best & Krieger (FA) Fieldman Rolapp (TR) Union Bank of CA (UW) UBS Financial Services	09-01-34 Comb	5.899 TIC

### YEARLY FISCAL STATUS REPORT INFORMATION

#### A. FUND BALANCES

<u>Year</u>	<u>Principal Amt Outstanding(\$)</u>	<u>Minimum Bond Reserve(\$)</u>	<u>Bond Reserve Fund(\$)</u>	<u>Capitalized Interest(\$)</u>	<u>Construction Fund(\$)</u>
03/04	2,240,000	162,700	162,700	28,929	1,279,677
04/05	2,240,000	162,700	164,117	0	0
05/06	2,205,000	162,700	168,227	15	0
06/07	2,170,000	162,700	170,093	53	0

#### B. TAX COLLECTION

<u>Taxes Due(\$)</u>	<u>Taxes Unpaid(\$)</u>	<u>Percent</u>	<u>Teeter Plan</u>
0	0	0	No
187,005	2,262	1	No
188,410	7,075	4	No
195,466	12,145	6	No

#### C. DELINQUENT PARCELS

<u>Year</u>	<u>Reporting Date</u>	<u># of Parcels</u>	<u>Total Amount Due(\$)</u>
03/04	09-21-04	0	0
04/05	10-01-05	2	2,262
05/06	10-01-06	5	7,075
06/07	10-01-07	10	14,190

#### D. FORECLOSURE

<u># of Parcels</u>	<u>Total Amount of Taxes Due (\$)</u>
0	0
0	0
0	0
0	0

#### E. ASSESSED VALUE OF PARCELS

<u>Reporting Date</u>	<u>Appraisal/ Tax Roll</u>	<u>Assessed Value(\$)</u>
06-30-04	Tax Roll	8,680,625
06-30-05	Tax Roll	30,947,090
07-01-06	Tax Roll	38,904,532
10-01-07	Tax Roll	40,305,381

#### F. MISCELLANEOUS



## 2007 MELLO-ROOS YEARLY FISCAL STATUS REPORT

<u>Date</u>	<u>Amount(\$)</u>	<u>Issuing Entity, County, Type of Debt, Purpose</u>	<u>Rating(s) Enhancmt</u>	<u>Type of Sale</u>	<u>Role, Participant</u>	<u>Maturity Date/ Type</u>	<u>Interest Rate/ Type</u>
09-28-04	\$4,410,000	Elsinore Valley Municipal Water District CFD No 2003-1 Riverside CDIAC Number: 2004-1618 Limited tax obligation bond Multiple capital improvements, public works Watermark Development	NR	Neg	(BC) Best Best & Krieger (FA) Fieldman Rolapp (TR) Union Bank of CA (UW) UBS Financial Services	09-01-34 Comb	5.491 TIC

### YEARLY FISCAL STATUS REPORT INFORMATION

#### A. FUND BALANCES

<u>Year</u>	<u>Principal Amt Outstanding(\$)</u>	<u>Minimum Bond Reserve(\$)</u>	<u>Bond Reserve Fund(\$)</u>	<u>Capitalized Interest(\$)</u>	<u>Construction Fund(\$)</u>
04/05	4,410,000	309,075	311,765	116,299	2,283,546
05/06	4,410,000	309,075	314,427	2,843	0
06/07	4,330,000	309,075	329,834	2,982	0

#### B. TAX COLLECTION

<u>Year</u>	<u>Taxes Due(\$)</u>	<u>Taxes Unpaid(\$)</u>	<u>Percent</u>	<u>Teeter Plan</u>
04/05	0	0	0	No
05/06	333,713	6,254	2	No
06/07	338,991	38,098	11	No

#### C. DELINQUENT PARCELS

<u>Year</u>	<u>Reporting Date</u>	<u># of Parcels</u>	<u>Total Amount Due(\$)</u>
04/05	10-21-05	0	0
05/06	10-01-06	4	6,254
06/07	10-01-07	22	41,248

#### D. FORECLOSURE

<u># of Parcels</u>	<u>Total Amount of Taxes Due (\$)</u>
0	0
0	0
0	0

#### E. ASSESSED VALUE OF PARCELS

<u>Reporting Date</u>	<u>Appraisal/ Tax Roll</u>	<u>Assessed Value(\$)</u>
06-30-05	Tax Roll	21,206,498
07-01-06	Tax Roll	58,653,491
10-01-07	Tax Roll	87,908,210

#### F. MISCELLANEOUS





## 2007 MELLO-ROOS YEARLY FISCAL STATUS REPORT

<u>Date</u>	<u>Amount(\$)</u>	<u>Issuing Entity, County, Type of Debt, Purpose</u>	<u>Rating(s) Enhancmt</u>	<u>Type of Sale</u>	<u>Role, Participant</u>	<u>Maturity Date/ Type</u>	<u>Interest Rate/ Type</u>
04-07-04	\$1,985,000	Elsinore Valley Municipal Water District CFD No 2003-2 Riverside CDIAC Number: 2004-0130 Limited tax obligation bond Multiple capital improvements, public works Greer Ranch	NR	Neg	(BC) Best Best & Krieger (FA) Fieldman Rolapp (TR) Union Bank of CA (UW) UBS Financial Services	09-01-34 Comb	5.228 TIC

### YEARLY FISCAL STATUS REPORT INFORMATION

#### A. FUND BALANCES

<u>Year</u>	<u>Principal Amt Outstanding(\$)</u>	<u>Minimum Bond Reserve(\$)</u>	<u>Bond Reserve Fund(\$)</u>	<u>Capitalized Interest(\$)</u>	<u>Construction Fund(\$)</u>
03/04	1,985,000	135,313	135,427	39,369	1,618,349
04/05	1,985,000	135,313	136,491	0	1,656,845
05/06	1,950,000	135,313	141,418	1,216	0
06/07	1,915,000	135,313	148,348	13	0

#### B. TAX COLLECTION

<u>Year</u>	<u>Taxes Due(\$)</u>	<u>Taxes Unpaid(\$)</u>	<u>Percent</u>	<u>Teeter Plan</u>
03/04	0	0	0	No
04/05	168,342	2,815	2	No
05/06	170,645	7,212	4	No
06/07	181,047	19,690	11	No

#### C. DELINQUENT PARCELS

<u>Year</u>	<u>Reporting Date</u>	<u># of Parcels</u>	<u>Total Amount Due(\$)</u>
03/04	09-21-04	0	0
04/05	10-01-05	12	2,815
05/06	10-01-06	28	7,393
06/07	10-01-07	60	22,254

#### D. FORECLOSURE

<u># of Parcels</u>	<u>Total Amount of Taxes Due (\$)</u>
0	0
0	0
0	0
0	0

#### E. ASSESSED VALUE OF PARCELS

<u>Reporting Date</u>	<u>Appraisal/ Tax Roll</u>	<u>Assessed Value(\$)</u>
06-30-04	Tax Roll	1,711,500
06-30-05	Tax Roll	79,650,778
07-01-06	Tax Roll	225,803,513
10-01-07	Tax Roll	254,752,953

#### F. MISCELLANEOUS



## 2007 MELLO-ROOS YEARLY FISCAL STATUS REPORT

<u>Date</u>	<u>Amount(\$)</u>	<u>Issuing Entity, County, Type of Debt, Purpose</u>	<u>Rating(s) Enhancmt</u>	<u>Type of Sale</u>	<u>Role, Participant</u>	<u>Maturity Date/ Type</u>	<u>Interest Rate/ Type</u>
02-09-00	\$5,500,000	Elsinore Valley Municipal Water District CFD No 98-2 Riverside CDIAC Number: 1999-1524 Limited tax obligation bond Multiple capital improvements, public works Wildomar	NR	Neg	(BC) Best Best & Krieger (FA) Fieldman Rolapp (TR) Union Bank of CA (UW) PaineWebber	09-01-30 Term	7 NIC

### YEARLY FISCAL STATUS REPORT INFORMATION

#### A. FUND BALANCES

<u>Year</u>	<u>Principal Amt Outstanding(\$)</u>	<u>Minimum Bond Reserve(\$)</u>	<u>Bond Reserve Fund(\$)</u>	<u>Capitalized Interest(\$)</u>	<u>Construction Fund(\$)</u>
01/02	5,440,000	0	0	0	2,035,543
02/03	5,375,000	0	0	0	2,076,533
03/04	5,310,000	0	0	0	1,957,738
04/05	5,240,000	0	0	0	1,795,075
05/06	5,165,000	0	0	0	1,847,543
06/07	5,085,000	0	0	0	315,632

#### B. TAX COLLECTION

<u>Taxes Due(\$)</u>	<u>Taxes Unpaid(\$)</u>	<u>Percent</u>	<u>Teeter Plan</u>
465,798	8,268	2	No
469,531	40,175	9	No
501,231	13,390	3	No
475,140	17,241	4	No
484,419	18,524	4	No
500,161	24,916	5	No

#### C. DELINQUENT PARCELS

<u>Year</u>	<u>Reporting Date</u>	<u># of Parcels</u>	<u>Total Amount Due(\$)</u>
01/02	06-05-02	15	11,871
02/03	07-22-03	20	47,704
03/04	09-21-04	25	14,210
04/05	10-01-05	33	18,061
05/06	10-01-06	33	23,001
06/07	10-01-07	40	30,157

#### D. FORECLOSURE

<u># of Parcels</u>	<u>Total Amount of Taxes Due (\$)</u>
0	0
0	0
0	0
0	0
0	0
0	0

#### E. ASSESSED VALUE OF PARCELS

<u>Reporting Date</u>	<u>Appraisal/ Tax Roll</u>	<u>Assessed Value(\$)</u>
06-30-02	Tax Roll	73,968,602
06-30-03	Tax Roll	147,705,938
06-30-04	Tax Roll	161,356,192
07-01-05	Tax Roll	191,485,405
07-01-06	Tax Roll	221,971,210
10-01-07	Tax Roll	231,328,017

#### F. MISCELLANEOUS

The Reserve Fund Minimum Balance \$0.00 as long as Elsinore Vly MWD owns bonds.



## 2007 MELLO-ROOS YEARLY FISCAL STATUS REPORT

<u>Date</u>	<u>Amount(\$)</u>	<u>Issuing Entity, County, Type of Debt, Purpose</u>	<u>Rating(s) Enhancmt</u>	<u>Type of Sale</u>	<u>Role, Participant</u>	<u>Maturity Date/ Type</u>	<u>Interest Rate/ Type</u>
12-18-06	\$4,315,000	Elsinore Valley Municipal Water District CFD No 99-1 Riverside CDIAC Number: 2006-1564 Limited tax obligation bond Water supply, storage, distribution La Gonda Refunding	NR	Neg	(BC) Best Best & Krieger (FA) Fieldman Rolapp (TR) Union Bank of CA (UW) Brandis Tallman LLC	09-01-29 Serial	5.125 NIC

### YEARLY FISCAL STATUS REPORT INFORMATION

#### A. FUND BALANCES

<u>Year</u>	<u>Principal Amt Outstanding(\$)</u>	<u>Minimum Bond Reserve(\$)</u>	<u>Bond Reserve Fund(\$)</u>	<u>Capitalized Interest(\$)</u>	<u>Construction Fund(\$)</u>
06/07	4,315,000	345,200	352,310	0	0

#### B. TAX COLLECTION

<u>Taxes Due(\$)</u>	<u>Taxes Unpaid(\$)</u>	<u>Percent</u>	<u>Teeter Plan</u>
340,430	21,879	6	No

#### C. DELINQUENT PARCELS

<u>Year</u>	<u>Reporting Date</u>	<u># of Parcels</u>	<u>Total Amount Due(\$)</u>
06/07	10-01-07	19	28,666

#### D. FORECLOSURE

<u># of Parcels</u>	<u>Total Amount of Taxes Due (\$)</u>
0	0

#### E. ASSESSED VALUE OF PARCELS

<u>Reporting Date</u>	<u>Appraisal/ Tax Roll</u>	<u>Assessed Value(\$)</u>
10-01-07	Tax Roll	81,506,078

#### F. MISCELLANEOUS



## 2007 MELLO-ROOS YEARLY FISCAL STATUS REPORT

<u>Date</u>	<u>Amount(\$)</u>	<u>Issuing Entity, County, Type of Debt, Purpose</u>	<u>Rating(s) Enhancmt</u>	<u>Type of Sale</u>	<u>Role, Participant</u>	<u>Maturity Date/ Type</u>	<u>Interest Rate/ Type</u>
06-29-06	\$14,350,000	Hemet CFD No 1999-1 Riverside CDIAC Number: 2006-0925 Limited tax obligation bond Multiple capital improvements, public works Heartland Refunding	S:AAA  F:AAA  Ins	Comp	(BC) Best Best & Krieger (FA) Northcross Hill Ach (EN) Ambac (TR) US Bank Natl Assoc (UW) Citigroup Global Markets	09-01-31 Comb	4.744 TIC

### YEARLY FISCAL STATUS REPORT INFORMATION

#### A. FUND BALANCES

<u>Year</u>	<u>Principal Amt Outstanding(\$)</u>	<u>Minimum Bond Reserve(\$)</u>	<u>Bond Reserve Fund(\$)</u>	<u>Capitalized Interest(\$)</u>	<u>Construction Fund(\$)</u>
05/06	13,855,000	948,743	948,743	0	0
06/07	13,405,000	940,508	948,743	0	0

#### B. TAX COLLECTION

<u>Taxes Due(\$)</u>	<u>Taxes Unpaid(\$)</u>	<u>Percent</u>	<u>Teeter Plan</u>
1,083,813	47,811	4	No
972,019	33,837	3	No

#### C. DELINQUENT PARCELS

<u>Year</u>	<u>Reporting Date</u>	<u># of Parcels</u>	<u>Total Amount Due(\$)</u>
05/06	09-30-06	51	52,219
06/07	09-30-07	65	33,837

#### D. FORECLOSURE

<u># of Parcels</u>	<u>Total Amount of Taxes Due (\$)</u>
0	0
0	0

#### E. ASSESSED VALUE OF PARCELS

<u>Reporting Date</u>	<u>Appraisal/ Tax Roll</u>	<u>Assessed Value(\$)</u>
09-30-06	Tax Roll	337,761,213
09-30-07	Tax Roll	404,049,033

#### F. MISCELLANEOUS

Bond Reserve Fund Balance consists of \$474,371.25 cash and \$474,371.25 surety.



## 2007 MELLO-ROOS YEARLY FISCAL STATUS REPORT

<u>Date</u>	<u>Amount(\$)</u>	<u>Issuing Entity, County, Type of Debt, Purpose</u>	<u>Rating(s) Enhancmt</u>	<u>Type of Sale</u>	<u>Role, Participant</u>	<u>Maturity Date/ Type</u>	<u>Interest Rate/ Type</u>
12-07-04	\$3,700,000	Hemet Unified School District CFD No 2004-1 Riverside CDIAC Number: 2004-1836 Limited tax obligation bond K-12 school facility Zone 1 School Facs & Water/Sewer Imp	NR	Neg	(BC) Bowie Arneson Wiles (TR) US Bank Natl Assoc (UW) Southwest Securities	09-01-35 Comb	5.668 NIC

### YEARLY FISCAL STATUS REPORT INFORMATION

#### A. FUND BALANCES

<u>Year</u>	<u>Principal Amt Outstanding(\$)</u>	<u>Minimum Bond Reserve(\$)</u>	<u>Bond Reserve Fund(\$)</u>	<u>Capitalized Interest(\$)</u>	<u>Construction Fund(\$)</u>
04/05	3,700,000	341,285	344,175	101,053	2,026,693
05/06	3,700,000	343,394	343,614	0	2,200,523
06/07	3,700,000	342,294	343,196	0	174,676

#### B. TAX COLLECTION

<u>Year</u>	<u>Taxes Due(\$)</u>	<u>Taxes Unpaid(\$)</u>	<u>Percent</u>	<u>Teeter Plan</u>
04/05	0	0	0	No
05/06	204,526	8,099	4	No
06/07	274,434	29,209	11	No

#### C. DELINQUENT PARCELS

<u>Year</u>	<u>Reporting Date</u>	<u># of Parcels</u>	<u>Total Amount Due(\$)</u>
04/05	06-30-05	0	0
05/06	06-30-06	6	8,099
06/07	06-30-07	40	56,868

#### D. FORECLOSURE

<u># of Parcels</u>	<u>Total Amount of Taxes Due (\$)</u>
0	0
0	0
20	25,554

#### E. ASSESSED VALUE OF PARCELS

<u>Reporting Date</u>	<u>Appraisal/ Tax Roll</u>	<u>Assessed Value(\$)</u>
10-15-04	Appraisal	11,100,000
07-01-06	Tax Roll	28,477,840
07-01-07	Tax Roll	53,141,980

#### F. MISCELLANEOUS



## 2007 MELLO-ROOS YEARLY FISCAL STATUS REPORT

<u>Date</u>	<u>Amount(\$)</u>	<u>Issuing Entity, County, Type of Debt, Purpose</u>	<u>Rating(s) Enhancmt</u>	<u>Type of Sale</u>	<u>Role, Participant</u>	<u>Maturity Date/ Type</u>	<u>Interest Rate/ Type</u>
10-18-06	\$4,355,000	Hemet Unified School District CFD No 2005-1 Riverside CDIAC Number: 2006-0987 Limited tax obligation bond K-12 school facility School & EMWD Water/Sewer Facs	NR	Neg	(BC) Bowie Arneson Wiles (FA) Fieldman Rolapp (TR) US Bank Natl Assoc (UW) Southwest Securities	09-01-36 Comb	5.144 TIC

### YEARLY FISCAL STATUS REPORT INFORMATION

#### A. FUND BALANCES

<u>Year</u>	<u>Principal Amt Outstanding(\$)</u>	<u>Minimum Bond Reserve(\$)</u>	<u>Bond Reserve Fund(\$)</u>	<u>Capitalized Interest(\$)</u>	<u>Construction Fund(\$)</u>
06/07	4,355,000	290,685	293,355	148,884	870,496

#### B. TAX COLLECTION

<u>Taxes Due(\$)</u>	<u>Taxes Unpaid(\$)</u>	<u>Percent</u>	<u>Teeter Plan</u>
0	0	0	No

#### C. DELINQUENT PARCELS

<u>Year</u>	<u>Reporting Date</u>	<u># of Parcels</u>	<u>Total Amount Due(\$)</u>
06/07	06-30-07	0	0

#### D. FORECLOSURE

<u># of Parcels</u>	<u>Total Amount of Taxes Due (\$)</u>
0	0

#### E. ASSESSED VALUE OF PARCELS

<u>Reporting Date</u>	<u>Appraisal/ Tax Roll</u>	<u>Assessed Value(\$)</u>
09-01-06	Appraisal	20,300,000

#### F. MISCELLANEOUS



## 2007 MELLO-ROOS YEARLY FISCAL STATUS REPORT

<u>Date</u>	<u>Amount(\$)</u>	<u>Issuing Entity, County, Type of Debt, Purpose</u>	<u>Rating(s) Enhancmt</u>	<u>Type of Sale</u>	<u>Role, Participant</u>	<u>Maturity Date/ Type</u>	<u>Interest Rate/ Type</u>
11-08-05	\$12,075,000	Hemet Unified School District CFD No 2005-2 Riverside CDIAC Number: 2005-1754 Limited tax obligation bond K-12 school facility Schools & Eastern Municipal WD	NR	Neg	(BC) Bowie Arneson Wiles (FA) Fieldman Rolapp (TR) US Bank Natl Assoc (UW) Southwest Securities	09-01-35 Comb	5.289 TIC

### YEARLY FISCAL STATUS REPORT INFORMATION

#### A. FUND BALANCES

<u>Year</u>	<u>Principal Amt Outstanding(\$)</u>	<u>Minimum Bond Reserve(\$)</u>	<u>Bond Reserve Fund(\$)</u>	<u>Capitalized Interest(\$)</u>	<u>Construction Fund(\$)</u>
05/06	12,075,000	806,673	814,812	303,085	1,948,752
06/07	12,075,000	806,673	819,188	0	2,524,733

#### B. TAX COLLECTION

<u>Taxes Due(\$)</u>	<u>Taxes Unpaid(\$)</u>	<u>Percent</u>	<u>Teeter Plan</u>
0	0	0	No
917,229	174,489	19	No

#### C. DELINQUENT PARCELS

<u>Year</u>	<u>Reporting Date</u>	<u># of Parcels</u>	<u>Total Amount Due(\$)</u>
05/06	07-18-06	0	0
06/07	06-30-07	95	174,489

#### D. FORECLOSURE

<u># of Parcels</u>	<u>Total Amount of Taxes Due (\$)</u>
0	0
0	0

#### E. ASSESSED VALUE OF PARCELS

<u>Reporting Date</u>	<u>Appraisal/ Tax Roll</u>	<u>Assessed Value(\$)</u>
01-01-06	Tax Roll	102,882,267
01-01-07	Tax Roll	167,366,615

#### F. MISCELLANEOUS



## 2007 MELLO-ROOS YEARLY FISCAL STATUS REPORT

<u>Date</u>	<u>Amount(\$)</u>	<u>Issuing Entity, County, Type of Debt, Purpose</u>	<u>Rating(s) Enhancmt</u>	<u>Type of Sale</u>	<u>Role, Participant</u>	<u>Maturity Date/ Type</u>	<u>Interest Rate/ Type</u>
03-14-06	\$4,855,000	Hemet Unified School District CFD No 2005-6 Riverside CDIAC Number: 2006-0068 Limited tax obligation bond K-12 school facility School Fac & Eastern Municipal WD	NR	Neg	(BC) Bowie Arneson Wiles (FA) Fieldman Rolapp (TR) US Bank Natl Assoc (UW) Piper Jaffray & Co	09-01-36 Comb	5.209 TIC

### YEARLY FISCAL STATUS REPORT INFORMATION

#### A. FUND BALANCES

<u>Year</u>	<u>Principal Amt Outstanding(\$)</u>	<u>Minimum Bond Reserve(\$)</u>	<u>Bond Reserve Fund(\$)</u>	<u>Capitalized Interest(\$)</u>	<u>Construction Fund(\$)</u>
05/06	4,855,000	423,561	425,195	345,556	1,953,057
06/07	4,855,000	415,704	422,154	134,790	2,317,012

#### B. TAX COLLECTION

<u>Taxes Due(\$)</u>	<u>Taxes Unpaid(\$)</u>	<u>Percent</u>	<u>Teeter Plan</u>
39,236	0	0	No
143,915	16,343	11	No

#### C. DELINQUENT PARCELS

<u>Year</u>	<u>Reporting Date</u>	<u># of Parcels</u>	<u>Total Amount Due(\$)</u>
05/06	07-18-06	0	0
06/07	06-30-07	10	16,343

#### D. FORECLOSURE

<u># of Parcels</u>	<u>Total Amount of Taxes Due (\$)</u>
0	0
0	0

#### E. ASSESSED VALUE OF PARCELS

<u>Reporting Date</u>	<u>Appraisal/ Tax Roll</u>	<u>Assessed Value(\$)</u>
01-01-06	Tax Roll	12,866,323
01-01-07	Tax Roll	24,258,298

#### F. MISCELLANEOUS





## 2007 MELLO-ROOS YEARLY FISCAL STATUS REPORT

<u>Date</u>	<u>Amount(\$)</u>	<u>Issuing Entity, County, Type of Debt, Purpose</u>	<u>Rating(s) Enhancmt</u>	<u>Type of Sale</u>	<u>Role, Participant</u>	<u>Maturity Date/ Type</u>	<u>Interest Rate/ Type</u>
09-07-05	\$26,330,000	Indio CFD No 2004-3 Riverside CDIAC Number: 2005-1400 Limited tax obligation bond Multiple capital improvements, public works Terra Lago IA No 1	NR	Neg	(BC) Fulbright & Jaworski (FA) Harrell & Co Advisors (TR) Union Bank of CA (UW) Southwest Securities	09-01-35 Comb	5.126 NIC

### YEARLY FISCAL STATUS REPORT INFORMATION

#### A. FUND BALANCES

<u>Year</u>	<u>Principal Amt Outstanding(\$)</u>	<u>Minimum Bond Reserve(\$)</u>	<u>Bond Reserve Fund(\$)</u>	<u>Capitalized Interest(\$)</u>	<u>Construction Fund(\$)</u>
05/06	26,330,000	1,758,080	1,758,080	801,152	7,088,587
06/07	26,330,000	1,758,080	1,758,080	0	4,884,057

#### B. TAX COLLECTION

<u>Taxes Due(\$)</u>	<u>Taxes Unpaid(\$)</u>	<u>Percent</u>	<u>Teeter Plan</u>
0	0	0	No
1,706,890	71,613	4	No

#### C. DELINQUENT PARCELS

<u>Year</u>	<u>Reporting Date</u>	<u># of Parcels</u>	<u>Total Amount Due(\$)</u>
05/06	07-28-06	0	0
06/07	10-15-07	28	71,613

#### D. FORECLOSURE

<u># of Parcels</u>	<u>Total Amount of Taxes Due (\$)</u>
0	0
0	0

#### E. ASSESSED VALUE OF PARCELS

<u>Reporting Date</u>	<u>Appraisal/ Tax Roll</u>	<u>Assessed Value(\$)</u>
07-01-06	Tax Roll	77,655,947
07-01-07	Tax Roll	151,544,568

#### F. MISCELLANEOUS



## 2007 MELLO-ROOS YEARLY FISCAL STATUS REPORT

<u>Date</u>	<u>Amount(\$)</u>	<u>Issuing Entity, County, Type of Debt, Purpose</u>	<u>Rating(s) Enhancmt</u>	<u>Type of Sale</u>	<u>Role, Participant</u>	<u>Maturity Date/ Type</u>	<u>Interest Rate/ Type</u>
11-15-05	\$10,170,000	Indio CFD No 2005-1 Riverside CDIAC Number: 2005-1744 Limited tax obligation bond Multiple capital improvements, public works Talavera IA No 1	NR	Neg	(BC) Fulbright & Jaworski (FA) Harrell & Co Advisors (TR) Union Bank of CA (UW) Southwest Securities	09-01-36 Comb	5.349 TIC

### YEARLY FISCAL STATUS REPORT INFORMATION

#### A. FUND BALANCES

<u>Year</u>	<u>Principal Amt Outstanding(\$)</u>	<u>Minimum Bond Reserve(\$)</u>	<u>Bond Reserve Fund(\$)</u>	<u>Capitalized Interest(\$)</u>	<u>Construction Fund(\$)</u>
05/06	10,170,000	676,075	679,946	271,148	3,505,699
06/07	10,170,000	675,075	676,075	0	3,677,490

#### B. TAX COLLECTION

<u>Taxes Due(\$)</u>	<u>Taxes Unpaid(\$)</u>	<u>Percent</u>	<u>Teeter Plan</u>
0	0	0	No
698,879	70,547	10	No

#### C. DELINQUENT PARCELS

<u>Year</u>	<u>Reporting Date</u>	<u># of Parcels</u>	<u>Total Amount Due(\$)</u>
05/06	07-28-06	0	0
06/07	10-15-07	52	70,547

#### D. FORECLOSURE

<u># of Parcels</u>	<u>Total Amount of Taxes Due (\$)</u>
0	0
0	0

#### E. ASSESSED VALUE OF PARCELS

<u>Reporting Date</u>	<u>Appraisal/ Tax Roll</u>	<u>Assessed Value(\$)</u>
07-01-06	Tax Roll	87,703,157
07-01-07	Tax Roll	166,438,064

#### F. MISCELLANEOUS



## 2007 MELLO-ROOS YEARLY FISCAL STATUS REPORT

<u>Date</u>	<u>Amount(\$)</u>	<u>Issuing Entity, County, Type of Debt, Purpose</u>	<u>Rating(s) Enhancmt</u>	<u>Type of Sale</u>	<u>Role, Participant</u>	<u>Maturity Date/ Type</u>	<u>Interest Rate/ Type</u>
11-29-05	\$9,145,000	Indio CFD No 2005-1 Riverside CDIAC Number: 2005-1746 Limited tax obligation bond Multiple capital improvements, public works Talavera IA No 2	NR	Neg	(BC) Fulbright & Jaworski (FA) Harrell & Co Advisors (TR) Union Bank of CA (UW) Southwest Securities	09-01-36 Comb	5.387 NIC

### YEARLY FISCAL STATUS REPORT INFORMATION

#### A. FUND BALANCES

<u>Year</u>	<u>Principal Amt Outstanding(\$)</u>	<u>Minimum Bond Reserve(\$)</u>	<u>Bond Reserve Fund(\$)</u>	<u>Capitalized Interest(\$)</u>	<u>Construction Fund(\$)</u>
05/06	9,145,000	613,800	616,875	245,465	4,926,237
06/07	9,145,000	613,800	613,800	0	3,590,554

#### B. TAX COLLECTION

<u>Taxes Due(\$)</u>	<u>Taxes Unpaid(\$)</u>	<u>Percent</u>	<u>Teeter Plan</u>
0	0	0	No
580,958	0	0	No

#### C. DELINQUENT PARCELS

<u>Year</u>	<u>Reporting Date</u>	<u># of Parcels</u>	<u>Total Amount Due(\$)</u>
05/06	07-28-06	0	0
06/07	10-15-07	0	0

#### D. FORECLOSURE

<u># of Parcels</u>	<u>Total Amount of Taxes Due (\$)</u>
0	0
0	0

#### E. ASSESSED VALUE OF PARCELS

<u>Reporting Date</u>	<u>Appraisal/ Tax Roll</u>	<u>Assessed Value(\$)</u>
07-01-06	Tax Roll	28,883,850
07-01-07	Tax Roll	69,488,947

#### F. MISCELLANEOUS



## 2007 MELLO-ROOS YEARLY FISCAL STATUS REPORT

<u>Date</u>	<u>Amount(\$)</u>	<u>Issuing Entity, County, Type of Debt, Purpose</u>	<u>Rating(s) Enhancmt</u>	<u>Type of Sale</u>	<u>Role, Participant</u>	<u>Maturity Date/ Type</u>	<u>Interest Rate/ Type</u>
10-04-06	\$10,225,000	Indio CFD No 2006-1 Riverside CDIAC Number: 2006-1101 Limited tax obligation bond Multiple capital improvements, public works Sonora Wells	NR	Neg	(BC) Fulbright & Jaworski (FA) Harrell & Co Advisors (TR) Union Bank of CA (UW) Southwest Securities	09-01-36 Comb	5.072 NIC

### YEARLY FISCAL STATUS REPORT INFORMATION

#### A. FUND BALANCES

<u>Year</u>	<u>Principal Amt Outstanding(\$)</u>	<u>Minimum Bond Reserve(\$)</u>	<u>Bond Reserve Fund(\$)</u>	<u>Capitalized Interest(\$)</u>	<u>Construction Fund(\$)</u>
06/07	10,225,000	685,138	705,866	0	2,527,349

#### B. TAX COLLECTION

<u>Taxes Due(\$)</u>	<u>Taxes Unpaid(\$)</u>	<u>Percent</u>	<u>Teeter Plan</u>
0	0	0	No

#### C. DELINQUENT PARCELS

<u>Year</u>	<u>Reporting Date</u>	<u># of Parcels</u>	<u>Total Amount Due(\$)</u>
06/07	10-15-07	0	0

#### D. FORECLOSURE

<u># of Parcels</u>	<u>Total Amount of Taxes Due (\$)</u>
0	0

#### E. ASSESSED VALUE OF PARCELS

<u>Reporting Date</u>	<u>Appraisal/ Tax Roll</u>	<u>Assessed Value(\$)</u>
07-01-07	Tax Roll	69,923,355

#### F. MISCELLANEOUS



## 2007 MELLO-ROOS YEARLY FISCAL STATUS REPORT

<u>Date</u>	<u>Amount(\$)</u>	<u>Issuing Entity, County, Type of Debt, Purpose</u>	<u>Rating(s) Enhancmt</u>	<u>Type of Sale</u>	<u>Role, Participant</u>	<u>Maturity Date/ Type</u>	<u>Interest Rate/ Type</u>
12-30-98	\$39,695,000	Jurupa Community Services District CFD No 1 Riverside CDIAC Number: 1998-2034 Limited tax obligation bond Multiple capital improvements, public works Mira Loma Area Refunding	S:AAA M:Aaa  Ins	Neg	(BC) Best Best & Krieger (FA) Fieldman Rolapp (EN) FSA (TR) US Bank Corp Trust (UW) Stone & Youngberg	09-01-24 Comb	4.899 NIC

### YEARLY FISCAL STATUS REPORT INFORMATION

#### A. FUND BALANCES

<u>Year</u>	<u>Principal Amt Outstanding(\$)</u>	<u>Minimum Bond Reserve(\$)</u>	<u>Bond Reserve Fund(\$)</u>	<u>Capitalized Interest(\$)</u>	<u>Construction Fund(\$)</u>
01/02	35,315,000	2,768,738	2,768,738	0	1,321,294
02/03	34,315,000	2,768,738	2,768,738	0	1,321,294
03/04	33,275,000	2,768,738	2,768,739	0	1,114,593
04/05	32,235,000	2,768,738	2,768,739	0	1,114,593
05/06	32,195,000	2,768,738	2,768,738	0	874,708
06/07	31,975,000	2,768,738	2,768,738	0	916,222

#### B. TAX COLLECTION

<u>Year</u>	<u>Taxes Due(\$)</u>	<u>Taxes Unpaid(\$)</u>	<u>Percent</u>	<u>Teeter Plan</u>
01/02	2,495,893	65,030	3	No
02/03	2,494,705	58,634	2	No
03/04	2,494,618	35,346	1	No
04/05	2,496,557	2,874	0	No
05/06	2,486,654	4,184	0	No
06/07	2,479,507	8,076	0	No

#### C. DELINQUENT PARCELS

<u>Year</u>	<u>Reporting Date</u>	<u># of Parcels</u>	<u>Total Amount Due(\$)</u>
01/02	06-30-02	2	65,030
02/03	06-30-03	30	58,634
03/04	06-30-04	24	35,346
04/05	06-30-05	2	2,874
05/06	10-12-06	2	4,184
06/07	09-12-07	4	8,076

#### D. FORECLOSURE

<u># of Parcels</u>	<u>Total Amount of Taxes Due (\$)</u>
0	0
0	0
0	0
0	0
0	0
0	0

#### E. ASSESSED VALUE OF PARCELS

<u>Reporting Date</u>	<u>Appraisal/ Tax Roll</u>	<u>Assessed Value(\$)</u>
06-30-02	Tax Roll	689,041,220
06-30-03	Tax Roll	966,704,289
06-30-04	Tax Roll	1,063,010,958
	Tax Roll	1,063,010,958
09-26-06	Tax Roll	1,292,098,105
08-30-07	Tax Roll	1,490,167,244

#### F. MISCELLANEOUS



## 2007 MELLO-ROOS YEARLY FISCAL STATUS REPORT

<u>Date</u>	<u>Amount(\$)</u>	<u>Issuing Entity, County, Type of Debt, Purpose</u>	<u>Rating(s) Enhancmt</u>	<u>Type of Sale</u>	<u>Role, Participant</u>	<u>Maturity Date/ Type</u>	<u>Interest Rate/ Type</u>
12-16-03	\$7,415,000	Jurupa Community Services District CFD No 10 Riverside CDIAC Number: 2003-1807 Limited tax obligation bond Multiple capital improvements, public works Eastvale Area	NR	Neg	(BC) Best Best & Krieger (FA) Fieldman Rolapp (TR) US Bank Natl Assoc (UW) UBS Financial Services	09-01-33 Comb	5.918 NIC

### YEARLY FISCAL STATUS REPORT INFORMATION

#### A. FUND BALANCES

<u>Year</u>	<u>Principal Amt Outstanding(\$)</u>	<u>Minimum Bond Reserve(\$)</u>	<u>Bond Reserve Fund(\$)</u>	<u>Capitalized Interest(\$)</u>	<u>Construction Fund(\$)</u>
03/04	7,415,000	528,808	289,455	199,289	1,844,789
04/05	7,415,000	528,808	530,080	0	1,149,494
05/06	7,285,000	528,808	528,810	0	1,189,017
06/07	7,155,000	528,808	528,808	0	1,245,448

#### B. TAX COLLECTION

<u>Taxes Due(\$)</u>	<u>Taxes Unpaid(\$)</u>	<u>Percent</u>	<u>Teeter Plan</u>
0	0	0	No
550,545	6,502	1	No
523,353	24,057	5	No
575,565	39,484	7	No

#### C. DELINQUENT PARCELS

<u>Year</u>	<u>Reporting Date</u>	<u># of Parcels</u>	<u>Total Amount Due(\$)</u>
03/04	06-30-04	0	0
04/05	06-30-05	6	6,502
05/06	09-26-06	16	24,057
06/07	09-12-07	24	39,484

#### D. FORECLOSURE

<u># of Parcels</u>	<u>Total Amount of Taxes Due (\$)</u>
0	0
0	0
0	0
0	0

#### E. ASSESSED VALUE OF PARCELS

<u>Reporting Date</u>	<u>Appraisal/ Tax Roll</u>	<u>Assessed Value(\$)</u>
06-30-04	Appraisal	39,335,000
	Appraisal	38,338,865
09-26-06	Tax Roll	133,376,525
08-30-07	Tax Roll	138,934,644

#### F. MISCELLANEOUS



## 2007 MELLO-ROOS YEARLY FISCAL STATUS REPORT

<u>Date</u>	<u>Amount(\$)</u>	<u>Issuing Entity, County, Type of Debt, Purpose</u>	<u>Rating(s) Enhancmt</u>	<u>Type of Sale</u>	<u>Role, Participant</u>	<u>Maturity Date/ Type</u>	<u>Interest Rate/ Type</u>
08-03-05	\$12,020,000	Jurupa Community Services District CFD No 11 Riverside CDIAC Number: 2005-1102 Limited tax obligation bond Multiple capital improvements, public works Eastvale Area	NR	Neg	(BC) Best Best & Krieger (FA) Fieldman Rolapp (TR) US Bank Natl Assoc (UW) UBS Financial Services	09-01-35 Comb	4.985 NIC

### YEARLY FISCAL STATUS REPORT INFORMATION

#### A. FUND BALANCES

<u>Year</u>	<u>Principal Amt Outstanding(\$)</u>	<u>Minimum Bond Reserve(\$)</u>	<u>Bond Reserve Fund(\$)</u>	<u>Capitalized Interest(\$)</u>	<u>Construction Fund(\$)</u>
05/06	12,020,000	797,035	819,528	382	2,469,394
06/07	12,020,000	797,035	858,423	0	2,586,592

#### B. TAX COLLECTION

<u>Year</u>	<u>Taxes Due(\$)</u>	<u>Taxes Unpaid(\$)</u>	<u>Percent</u>	<u>Teeter Plan</u>
05/06	549,127	14,584	3	No
06/07	867,911	814,162	94	No

#### C. DELINQUENT PARCELS

<u>Year</u>	<u>Reporting Date</u>	<u># of Parcels</u>	<u>Total Amount Due(\$)</u>
05/06	09-26-06	6	14,584
06/07	09-12-07	27	53,749

#### D. FORECLOSURE

<u># of Parcels</u>	<u>Total Amount of Taxes Due (\$)</u>
0	0
0	0

#### E. ASSESSED VALUE OF PARCELS

<u>Reporting Date</u>	<u>Appraisal/ Tax Roll</u>	<u>Assessed Value(\$)</u>
09-26-06	Tax Roll	166,306,635
08-30-07	Tax Roll	212,791,807

#### F. MISCELLANEOUS



## 2007 MELLO-ROOS YEARLY FISCAL STATUS REPORT

<u>Date</u>	<u>Amount(\$)</u>	<u>Issuing Entity, County, Type of Debt, Purpose</u>	<u>Rating(s) Enhancmt</u>	<u>Type of Sale</u>	<u>Role, Participant</u>	<u>Maturity Date/ Type</u>	<u>Interest Rate/ Type</u>
06-02-05	\$14,380,000	Jurupa Community Services District CFD No 12 Riverside CDIAC Number: 2005-0541 Limited tax obligation bond Multiple capital improvements, public works Eastvale Area & School	NR	Neg	(BC) Best Best & Krieger (FA) Fieldman Rolapp (TR) US Bank Natl Assoc (UW) UBS Financial Services	09-01-35 Comb	5.019 NIC

### YEARLY FISCAL STATUS REPORT INFORMATION

#### A. FUND BALANCES

<u>Year</u>	<u>Principal Amt Outstanding(\$)</u>	<u>Minimum Bond Reserve(\$)</u>	<u>Bond Reserve Fund(\$)</u>	<u>Capitalized Interest(\$)</u>	<u>Construction Fund(\$)</u>
05/06	14,380,000	954,564	970,523	530	3,554,823
06/07	14,380,000	954,564	973,313	0	3,723,537

#### B. TAX COLLECTION

<u>Year</u>	<u>Taxes Due(\$)</u>	<u>Taxes Unpaid(\$)</u>	<u>Percent</u>	<u>Teeter Plan</u>
05/06	620,892	32,016	5	No
06/07	1,066,726	120,826	11	No

#### C. DELINQUENT PARCELS

<u>Year</u>	<u>Reporting Date</u>	<u># of Parcels</u>	<u>Total Amount Due(\$)</u>
05/06	09-26-06	21	32,016
06/07	09-12-07	66	120,826

#### D. FORECLOSURE

<u># of Parcels</u>	<u>Total Amount of Taxes Due (\$)</u>
0	0
0	0

#### E. ASSESSED VALUE OF PARCELS

<u>Reporting Date</u>	<u>Appraisal/ Tax Roll</u>	<u>Assessed Value(\$)</u>
09-26-06	Tax Roll	214,703,365
08-30-07	Tax Roll	295,730,653

#### F. MISCELLANEOUS





## 2007 MELLO-ROOS YEARLY FISCAL STATUS REPORT

<u>Date</u>	<u>Amount(\$)</u>	<u>Issuing Entity, County, Type of Debt, Purpose</u>	<u>Rating(s) Enhancmt</u>	<u>Type of Sale</u>	<u>Role, Participant</u>	<u>Maturity Date/ Type</u>	<u>Interest Rate/ Type</u>
03-09-05	\$9,100,000	Jurupa Community Services District CFD No 16 Riverside CDIAC Number: 2004-1726 Limited tax obligation bond Flood control, storm drainage Eastvale Area	NR	Neg	(BC) Best Best & Krieger (FA) Fieldman Rolapp (TR) US Bank Natl Assoc (UW) UBS Financial Services	09-01-34 Comb	5.138 NIC

### YEARLY FISCAL STATUS REPORT INFORMATION

#### A. FUND BALANCES

<u>Year</u>	<u>Principal Amt Outstanding(\$)</u>	<u>Minimum Bond Reserve(\$)</u>	<u>Bond Reserve Fund(\$)</u>	<u>Capitalized Interest(\$)</u>	<u>Construction Fund(\$)</u>
04/05	9,100,000	610,731	613,275	194,094	3,336,101
05/06	9,100,000	610,731	620,958	6	3,450,495
06/07	8,930,000	610,731	622,727	0	3,614,257

#### B. TAX COLLECTION

<u>Year</u>	<u>Taxes Due(\$)</u>	<u>Taxes Unpaid(\$)</u>	<u>Percent</u>	<u>Teeter Plan</u>
04/05	0	0	0	No
05/06	634,762	61,192	10	No
06/07	673,181	85,233	13	No

#### C. DELINQUENT PARCELS

<u>Year</u>	<u>Reporting Date</u>	<u># of Parcels</u>	<u>Total Amount Due(\$)</u>
04/05	06-30-05	0	0
05/06	09-26-06	37	61,192
06/07	09-12-07	47	85,233

#### D. FORECLOSURE

<u># of Parcels</u>	<u>Total Amount of Taxes Due (\$)</u>
0	0
0	0
0	0

#### E. ASSESSED VALUE OF PARCELS

<u>Reporting Date</u>	<u>Appraisal/ Tax Roll</u>	<u>Assessed Value(\$)</u>
	Appraisal	9,731,557
09-26-06	Tax Roll	153,223,934
08-30-07	Tax Roll	159,914,191

#### F. MISCELLANEOUS



## 2007 MELLO-ROOS YEARLY FISCAL STATUS REPORT

<u>Date</u>	<u>Amount(\$)</u>	<u>Issuing Entity, County, Type of Debt, Purpose</u>	<u>Rating(s) Enhancmt</u>	<u>Type of Sale</u>	<u>Role, Participant</u>	<u>Maturity Date/ Type</u>	<u>Interest Rate/ Type</u>
08-10-06	\$17,475,000	Jurupa Community Services District CFD No 17 Riverside CDIAC Number: 2006-0017 Limited tax obligation bond Multiple capital improvements, public works Eastvale Area	NR	Neg	(BC) Best Best & Krieger (FA) Fieldman Rolapp (TR) US Bank Natl Assoc (UW) UBS Securities	09-01-36 Comb	5.159 NIC

### YEARLY FISCAL STATUS REPORT INFORMATION

#### A. FUND BALANCES

<u>Year</u>	<u>Principal Amt Outstanding(\$)</u>	<u>Minimum Bond Reserve(\$)</u>	<u>Bond Reserve Fund(\$)</u>	<u>Capitalized Interest(\$)</u>	<u>Construction Fund(\$)</u>
06/07	17,475,000	1,174,125	1,219,282	0	3,566,876

#### B. TAX COLLECTION

<u>Taxes Due(\$)</u>	<u>Taxes Unpaid(\$)</u>	<u>Percent</u>	<u>Teeter Plan</u>
681,905	35,396	5	No

#### C. DELINQUENT PARCELS

<u>Year</u>	<u>Reporting Date</u>	<u># of Parcels</u>	<u>Total Amount Due(\$)</u>
06/07	09-12-07	14	35,396

#### D. FORECLOSURE

<u># of Parcels</u>	<u>Total Amount of Taxes Due (\$)</u>
0	0

#### E. ASSESSED VALUE OF PARCELS

<u>Reporting Date</u>	<u>Appraisal/ Tax Roll</u>	<u>Assessed Value(\$)</u>
08-30-07	Tax Roll	226,835,267

#### F. MISCELLANEOUS



## 2007 MELLO-ROOS YEARLY FISCAL STATUS REPORT

<u>Date</u>	<u>Amount(\$)</u>	<u>Issuing Entity, County, Type of Debt, Purpose</u>	<u>Rating(s) Enhancmt</u>	<u>Type of Sale</u>	<u>Role, Participant</u>	<u>Maturity Date/ Type</u>	<u>Interest Rate/ Type</u>
11-15-06	\$16,575,000	Jurupa Community Services District CFD No 18 Riverside CDIAC Number: 2006-1212 Limited tax obligation bond Multiple capital improvements, public works Eastvale Area IA Nos 1 thru 6 (Schools, Wtr, Sewer & Pks)	NR	Neg	(BC) Best Best & Krieger (FA) Fieldman Rolapp (TR) US Bank Natl Assoc (UW) UBS Securities	09-01-36 Comb	4.844 NIC

### YEARLY FISCAL STATUS REPORT INFORMATION

#### A. FUND BALANCES

<u>Year</u>	<u>Principal Amt Outstanding(\$)</u>	<u>Minimum Bond Reserve(\$)</u>	<u>Bond Reserve Fund(\$)</u>	<u>Capitalized Interest(\$)</u>	<u>Construction Fund(\$)</u>
06/07	16,575,000	1,094,465	1,122,516	0	3,811,110

#### B. TAX COLLECTION

<u>Taxes Due(\$)</u>	<u>Taxes Unpaid(\$)</u>	<u>Percent</u>	<u>Teeter Plan</u>
959,424	89,340	9	No

#### C. DELINQUENT PARCELS

<u>Year</u>	<u>Reporting Date</u>	<u># of Parcels</u>	<u>Total Amount Due(\$)</u>
06/07	09-12-07	36	89,340

#### D. FORECLOSURE

<u># of Parcels</u>	<u>Total Amount of Taxes Due (\$)</u>
0	0

#### E. ASSESSED VALUE OF PARCELS

<u>Reporting Date</u>	<u>Appraisal/ Tax Roll</u>	<u>Assessed Value(\$)</u>
08-30-07	Tax Roll	230,790,134

#### F. MISCELLANEOUS



## 2007 MELLO-ROOS YEARLY FISCAL STATUS REPORT

<u>Date</u>	<u>Amount(\$)</u>	<u>Issuing Entity, County, Type of Debt, Purpose</u>	<u>Rating(s) Enhancmt</u>	<u>Type of Sale</u>	<u>Role, Participant</u>	<u>Maturity Date/ Type</u>	<u>Interest Rate/ Type</u>
10-05-06	\$24,225,000	Jurupa Community Services District CFD No 19 Riverside CDIAC Number: 2006-0890 Limited tax obligation bond K-12 school facility Eastvale Area (School Fac, Pk & Rec, Sewer & Wtr)	NR	Neg	(BC) Best Best & Krieger (FA) Fieldman Rolapp (TR) US Bank Natl Assoc (UW) UBS Securities	09-01-36 Comb	4.941 NIC

### YEARLY FISCAL STATUS REPORT INFORMATION

#### A. FUND BALANCES

<u>Year</u>	<u>Principal Amt Outstanding(\$)</u>	<u>Minimum Bond Reserve(\$)</u>	<u>Bond Reserve Fund(\$)</u>	<u>Capitalized Interest(\$)</u>	<u>Construction Fund(\$)</u>
06/07	24,225,000	1,604,000	1,653,825	0	5,826,056

#### B. TAX COLLECTION

<u>Taxes Due(\$)</u>	<u>Taxes Unpaid(\$)</u>	<u>Percent</u>	<u>Teeter Plan</u>
1,279,441	92,388	7	No

#### C. DELINQUENT PARCELS

<u>Year</u>	<u>Reporting Date</u>	<u># of Parcels</u>	<u>Total Amount Due(\$)</u>
06/07	09-12-07	38	92,388

#### D. FORECLOSURE

<u># of Parcels</u>	<u>Total Amount of Taxes Due (\$)</u>
0	0

#### E. ASSESSED VALUE OF PARCELS

<u>Reporting Date</u>	<u>Appraisal/ Tax Roll</u>	<u>Assessed Value(\$)</u>
08-30-07	Tax Roll	344,577,786

#### F. MISCELLANEOUS



## 2007 MELLO-ROOS YEARLY FISCAL STATUS REPORT

<u>Date</u>	<u>Amount(\$)</u>	<u>Issuing Entity, County, Type of Debt, Purpose</u>	<u>Rating(s) Enhancmt</u>	<u>Type of Sale</u>	<u>Role, Participant</u>	<u>Maturity Date/ Type</u>	<u>Interest Rate/ Type</u>
08-08-02	\$18,315,000	Jurupa Community Services District CFD No 2 Riverside CDIAC Number: 2002-0447 Limited tax obligation bond Parks, open space Eastvale Area	S:AAA  F:AAA  Ins	Neg	(BC) Best Best & Krieger (FA) Fieldman Rolapp (EN) MBIA Corp (TR) US Bank Natl Assoc (UW) UBS PaineWebber	09-01-32 Comb	4.962 NIC

### YEARLY FISCAL STATUS REPORT INFORMATION

#### A. FUND BALANCES

<u>Year</u>	<u>Principal Amt Outstanding(\$)</u>	<u>Minimum Bond Reserve(\$)</u>	<u>Bond Reserve Fund(\$)</u>	<u>Capitalized Interest(\$)</u>	<u>Construction Fund(\$)</u>
02/03	18,315,000	1,562,389	1,562,394	0	9,185,903
03/04	18,170,000	1,562,389	1,562,395	0	9,228,542
04/05	18,170,000	1,562,389	1,562,389	0	9,238,641
05/06	18,065,000	1,562,389	1,562,389	0	9,556,290
06/07	17,935,000	1,562,389	1,562,389	0	4,565,138

#### B. TAX COLLECTION

<u>Taxes Due(\$)</u>	<u>Taxes Unpaid(\$)</u>	<u>Percent</u>	<u>Teeter Plan</u>
955,828	29,735	3	No
894,294	26,646	3	No
918,782	17,765	2	No
936,357	40,964	4	No
1,042,606	59,774	6	No

#### C. DELINQUENT PARCELS

<u>Year</u>	<u>Reporting Date</u>	<u># of Parcels</u>	<u>Total Amount Due(\$)</u>
02/03	06-30-03	37	7,500
03/04	06-30-04	94	26,646
04/05	06-30-05	65	17,765
05/06	09-26-06	133	44,944
06/07	09-12-07	203	59,774

#### D. FORECLOSURE

<u># of Parcels</u>	<u>Total Amount of Taxes Due (\$)</u>
0	0
0	0
0	0
0	0
0	0

#### E. ASSESSED VALUE OF PARCELS

<u>Reporting Date</u>	<u>Appraisal/ Tax Roll</u>	<u>Assessed Value(\$)</u>
	Tax Roll	620,660,644
06-30-04	Tax Roll	620,660,644
	Tax Roll	779,290,906
09-26-06	Tax Roll	1,084,217,718
08-30-07	Tax Roll	1,157,572,416

#### F. MISCELLANEOUS



## 2007 MELLO-ROOS YEARLY FISCAL STATUS REPORT

<u>Date</u>	<u>Amount(\$)</u>	<u>Issuing Entity, County, Type of Debt, Purpose</u>	<u>Rating(s) Enhancmt</u>	<u>Type of Sale</u>	<u>Role, Participant</u>	<u>Maturity Date/ Type</u>	<u>Interest Rate/ Type</u>
04-19-06	\$9,885,000	Jurupa Community Services District CFD No 21 Riverside CDIAC Number: 2006-0215 Limited tax obligation bond K-12 school facility Eastvale Area	NR	Neg	(BC) Best Best & Krieger (FA) Fieldman Rolapp (TR) US Bank Natl Assoc (UW) UBS Securities	09-01-36 Comb	5.158 NIC

### YEARLY FISCAL STATUS REPORT INFORMATION

#### A. FUND BALANCES

<u>Year</u>	<u>Principal Amt Outstanding(\$)</u>	<u>Minimum Bond Reserve(\$)</u>	<u>Bond Reserve Fund(\$)</u>	<u>Capitalized Interest(\$)</u>	<u>Construction Fund(\$)</u>
05/06	9,885,000	649,733	651,944	161,413	5,664,913
06/07	9,885,000	649,733	662,529	0	5,926,410

#### B. TAX COLLECTION

<u>Taxes Due(\$)</u>	<u>Taxes Unpaid(\$)</u>	<u>Percent</u>	<u>Teeter Plan</u>
0	0	0	No
732,593	28,534	4	No

#### C. DELINQUENT PARCELS

<u>Year</u>	<u>Reporting Date</u>	<u># of Parcels</u>	<u>Total Amount Due(\$)</u>
05/06	09-26-06	0	0
06/07	09-12-07	13	28,534

#### D. FORECLOSURE

<u># of Parcels</u>	<u>Total Amount of Taxes Due (\$)</u>
0	0
0	0

#### E. ASSESSED VALUE OF PARCELS

<u>Reporting Date</u>	<u>Appraisal/ Tax Roll</u>	<u>Assessed Value(\$)</u>
09-26-06	Tax Roll	138,046,978
08-30-07	Tax Roll	143,290,966

#### F. MISCELLANEOUS



## 2007 MELLO-ROOS YEARLY FISCAL STATUS REPORT

<u>Date</u>	<u>Amount(\$)</u>	<u>Issuing Entity, County, Type of Debt, Purpose</u>	<u>Rating(s) Enhancmt</u>	<u>Type of Sale</u>	<u>Role, Participant</u>	<u>Maturity Date/ Type</u>	<u>Interest Rate/ Type</u>
01-23-03	\$10,290,000	Jurupa Community Services District CFD No 3 Riverside CDIAC Number: 2002-2138 Limited tax obligation bond Multiple capital improvements, public works Eastvale Area	NR	Neg	(BC) Best Best & Krieger (FA) Fieldman Rolapp (TR) US Bank Natl Assoc (UW) UBS PaineWebber	09-01-33 Comb	5.918 NIC

### YEARLY FISCAL STATUS REPORT INFORMATION

#### A. FUND BALANCES

<u>Year</u>	<u>Principal Amt Outstanding(\$)</u>	<u>Minimum Bond Reserve(\$)</u>	<u>Bond Reserve Fund(\$)</u>	<u>Capitalized Interest(\$)</u>	<u>Construction Fund(\$)</u>
02/03	10,290,000	726,971	726,831	340,593	3,445,502
03/04	10,290,000	726,971	729,652	0	3,347,982
04/05	10,125,000	726,971	727,646	0	3,394,399
05/06	9,960,000	726,831	726,833	0	764,121
06/07	9,790,000	726,831	726,831	0	807,953

#### B. TAX COLLECTION

<u>Year</u>	<u>Taxes Due(\$)</u>	<u>Taxes Unpaid(\$)</u>	<u>Percent</u>	<u>Teeter Plan</u>
02/03	123,996	997	1	No
03/04	750,208	997	0	No
04/05	751,537	5,122	1	No
05/06	714,975	30,916	4	No
06/07	784,364	48,317	6	No

#### C. DELINQUENT PARCELS

<u>Year</u>	<u>Reporting Date</u>	<u># of Parcels</u>	<u>Total Amount Due(\$)</u>
02/03	06-30-03	1	0
03/04	06-30-04	11	2,218
04/05	06-30-04	4	5,122
05/06	09-26-06	21	30,916
06/07	09-12-07	31	48,317

#### D. FORECLOSURE

<u># of Parcels</u>	<u>Total Amount of Taxes Due (\$)</u>
0	0
0	0
0	0
0	0
0	0

#### E. ASSESSED VALUE OF PARCELS

<u>Reporting Date</u>	<u>Appraisal/ Tax Roll</u>	<u>Assessed Value(\$)</u>
	Tax Roll	42,755,737
06-30-04	Tax Roll	44,129,882
	Tax Roll	112,569,897
09-26-06	Tax Roll	149,911,907
08-30-07	Tax Roll	160,083,458

#### F. MISCELLANEOUS



## 2007 MELLO-ROOS YEARLY FISCAL STATUS REPORT

<u>Date</u>	<u>Amount(\$)</u>	<u>Issuing Entity, County, Type of Debt, Purpose</u>	<u>Rating(s) Enhancmt</u>	<u>Type of Sale</u>	<u>Role, Participant</u>	<u>Maturity Date/ Type</u>	<u>Interest Rate/ Type</u>
08-19-04	\$15,065,000	Jurupa Community Services District CFD No 4 Riverside CDIAC Number: 2004-1448 Limited tax obligation bond Multiple capital improvements, public works Eastvale Area	NR	Neg	(BC) Best Best & Krieger (FA) Fieldman Rolapp (TR) US Bank Natl Assoc (UW) UBS Financial Services	09-01-34 Comb	5.69 NIC

### YEARLY FISCAL STATUS REPORT INFORMATION

#### A. FUND BALANCES

<u>Year</u>	<u>Principal Amt Outstanding(\$)</u>	<u>Minimum Bond Reserve(\$)</u>	<u>Bond Reserve Fund(\$)</u>	<u>Capitalized Interest(\$)</u>	<u>Construction Fund(\$)</u>
04/05	14,770,000	1,059,157	1,071,736	406,525	3,434,683
05/06	15,065,000	1,059,158	1,108,585	30	692,089
06/07	14,805,000	1,059,158	1,161,199	0	723,732

#### B. TAX COLLECTION

<u>Year</u>	<u>Taxes Due(\$)</u>	<u>Taxes Unpaid(\$)</u>	<u>Percent</u>	<u>Teeter Plan</u>
04/05	350,187	13,017	4	No
05/06	1,077,440	61,110	6	No
06/07	1,161,689	95,752	8	No

#### C. DELINQUENT PARCELS

<u>Year</u>	<u>Reporting Date</u>	<u># of Parcels</u>	<u>Total Amount Due(\$)</u>
04/05	06-30-04	14	13,017
05/06	09-26-06	37	61,110
06/07	09-12-07	60	95,752

#### D. FORECLOSURE

<u># of Parcels</u>	<u>Total Amount of Taxes Due (\$)</u>
0	0
0	0
0	0

#### E. ASSESSED VALUE OF PARCELS

<u>Reporting Date</u>	<u>Appraisal/ Tax Roll</u>	<u>Assessed Value(\$)</u>
	Tax Roll	104,826,434
09-26-06	Tax Roll	316,931,945
08-30-07	Tax Roll	328,496,453

#### F. MISCELLANEOUS





## 2007 MELLO-ROOS YEARLY FISCAL STATUS REPORT

<u>Date</u>	<u>Amount(\$)</u>	<u>Issuing Entity, County, Type of Debt, Purpose</u>	<u>Rating(s) Enhancmt</u>	<u>Type of Sale</u>	<u>Role, Participant</u>	<u>Maturity Date/ Type</u>	<u>Interest Rate/ Type</u>
06-18-02	\$3,615,000	Jurupa Community Services District CFD No 5 Riverside CDIAC Number: 2002-0442 Limited tax obligation bond Multiple capital improvements, public works Eastvale Area	NR	Neg	(BC) Best Best & Krieger (FA) Fieldman Rolapp (TR) US Bank Natl Assoc (UW) UBS PaineWebber	09-01-32 Comb	6.105 NIC

### YEARLY FISCAL STATUS REPORT INFORMATION

#### A. FUND BALANCES

<u>Year</u>	<u>Principal Amt Outstanding(\$)</u>	<u>Minimum Bond Reserve(\$)</u>	<u>Bond Reserve Fund(\$)</u>	<u>Capitalized Interest(\$)</u>	<u>Construction Fund(\$)</u>
02/03	3,615,000	265,312	267,737	105,391	91,621
03/04	3,615,000	265,312	268,960	2,167	91,980
04/05	3,560,000	265,312	265,846	2	93,247
05/06	3,500,000	265,313	265,313	2	95,515
06/07	3,440,000	265,313	265,313	0	101,084

#### B. TAX COLLECTION

<u>Year</u>	<u>Taxes Due(\$)</u>	<u>Taxes Unpaid(\$)</u>	<u>Percent</u>	<u>Teeter Plan</u>
02/03	12,675	0	0	No
03/04	283,328	2,269	1	No
04/05	279,606	6,761	2	No
05/06	266,136	5,157	2	No
06/07	292,750	15,123	5	No

#### C. DELINQUENT PARCELS

<u>Year</u>	<u>Reporting Date</u>	<u># of Parcels</u>	<u>Total Amount Due(\$)</u>
02/03	06-30-03	0	0
03/04	06-30-04	2	2,269
04/05	06-30-05	6	6,761
05/06	09-26-06	3	5,157
06/07	09-12-07	11	15,123

#### D. FORECLOSURE

<u># of Parcels</u>	<u>Total Amount of Taxes Due (\$)</u>
0	0
0	0
0	0
0	0
0	0

#### E. ASSESSED VALUE OF PARCELS

<u>Reporting Date</u>	<u>Appraisal/ Tax Roll</u>	<u>Assessed Value(\$)</u>
	Tax Roll	38,303,570
06-30-04	Tax Roll	38,303,570
	Tax Roll	61,101,173
09-26-06	Tax Roll	72,206,301
08-30-07	Tax Roll	75,422,774

#### F. MISCELLANEOUS



## 2007 MELLO-ROOS YEARLY FISCAL STATUS REPORT

<u>Date</u>	<u>Amount(\$)</u>	<u>Issuing Entity, County, Type of Debt, Purpose</u>	<u>Rating(s) Enhancmt</u>	<u>Type of Sale</u>	<u>Role, Participant</u>	<u>Maturity Date/ Type</u>	<u>Interest Rate/ Type</u>
11-21-02	\$4,020,000	Jurupa Community Services District CFD No 6 Riverside CDIAC Number: 2002-1914 Limited tax obligation bond Multiple capital improvements, public works Eastvale Area	NR	Neg	(BC) Best Best & Krieger (FA) Fieldman Rolapp (TR) US Bank Natl Assoc (UW) UBS PaineWebber	09-01-32 Comb	5.911 NIC

### YEARLY FISCAL STATUS REPORT INFORMATION

#### A. FUND BALANCES

<u>Year</u>	<u>Principal Amt Outstanding(\$)</u>	<u>Minimum Bond Reserve(\$)</u>	<u>Bond Reserve Fund(\$)</u>	<u>Capitalized Interest(\$)</u>	<u>Construction Fund(\$)</u>
02/03	34,315,000	288,456	289,455	109,552	1,061,619
03/04	34,315,000	288,456	290,778	604	1,066,290
04/05	3,950,000	288,456	289,089	0	267,129
05/06	3,880,000	288,456	288,458	0	276,314
06/07	3,810,000	288,456	288,458	0	289,426

#### B. TAX COLLECTION

<u>Taxes Due(\$)</u>	<u>Taxes Unpaid(\$)</u>	<u>Percent</u>	<u>Teeter Plan</u>
0	0	0	No
300,096	21,323	7	No
302,453	21,323	7	No
288,000	16,002	6	No
316,799	21,106	7	No

#### C. DELINQUENT PARCELS

<u>Year</u>	<u>Reporting Date</u>	<u># of Parcels</u>	<u>Total Amount Due(\$)</u>
02/03	06-30-03	0	0
03/04	06-30-04	11	21,323
04/05	06-30-05	6	15,150
05/06	09-26-06	9	16,002
06/07	09-12-07	12	21,106

#### D. FORECLOSURE

<u># of Parcels</u>	<u>Total Amount of Taxes Due (\$)</u>
0	0
0	0
0	0
0	0
0	0

#### E. ASSESSED VALUE OF PARCELS

<u>Reporting Date</u>	<u>Appraisal/ Tax Roll</u>	<u>Assessed Value(\$)</u>
	Tax Roll	34,954,528
06-30-04	Tax Roll	34,954,528
	Tax Roll	50,491,059
09-26-06	Tax Roll	57,466,421
08-30-07	Tax Roll	61,977,870

#### F. MISCELLANEOUS



## 2007 MELLO-ROOS YEARLY FISCAL STATUS REPORT

<u>Date</u>	<u>Amount(\$)</u>	<u>Issuing Entity, County, Type of Debt, Purpose</u>	<u>Rating(s) Enhancmt</u>	<u>Type of Sale</u>	<u>Role, Participant</u>	<u>Maturity Date/ Type</u>	<u>Interest Rate/ Type</u>
11-09-05	\$10,745,000	Jurupa Community Services District CFD No 7 Riverside CDIAC Number: 2005-1534 Limited tax obligation bond Multiple capital improvements, public works Eastvale Area	NR	Neg	(BC) Best Best & Krieger (FA) Fieldman Rolapp (TR) US Bank Natl Assoc (UW) UBS Financial Services	09-01-35 Comb	5.044 NIC

### YEARLY FISCAL STATUS REPORT INFORMATION

#### A. FUND BALANCES

<u>Year</u>	<u>Principal Amt Outstanding(\$)</u>	<u>Minimum Bond Reserve(\$)</u>	<u>Bond Reserve Fund(\$)</u>	<u>Capitalized Interest(\$)</u>	<u>Construction Fund(\$)</u>
05/06	10,745,000	701,791	712,050	0	3,157,172
06/07	10,465,000	701,791	715,577	0	718,569

#### B. TAX COLLECTION

<u>Year</u>	<u>Taxes Due(\$)</u>	<u>Taxes Unpaid(\$)</u>	<u>Percent</u>	<u>Teeter Plan</u>
05/06	544,954	49,848	9	No
06/07	765,534	660,306	86	No

#### C. DELINQUENT PARCELS

<u>Year</u>	<u>Reporting Date</u>	<u># of Parcels</u>	<u>Total Amount Due(\$)</u>
05/06	09-26-06	31	49,848
06/07	09-12-07	68	105,228

#### D. FORECLOSURE

<u># of Parcels</u>	<u>Total Amount of Taxes Due (\$)</u>
0	0
0	0

#### E. ASSESSED VALUE OF PARCELS

<u>Reporting Date</u>	<u>Appraisal/ Tax Roll</u>	<u>Assessed Value(\$)</u>
09-26-06	Tax Roll	164,144,882
08-30-07	Tax Roll	226,170,415

#### F. MISCELLANEOUS



## 2007 MELLO-ROOS YEARLY FISCAL STATUS REPORT

<u>Date</u>	<u>Amount(\$)</u>	<u>Issuing Entity, County, Type of Debt, Purpose</u>	<u>Rating(s) Enhancmt</u>	<u>Type of Sale</u>	<u>Role, Participant</u>	<u>Maturity Date/ Type</u>	<u>Interest Rate/ Type</u>
07-24-02	\$2,365,000	Jurupa Unified School District CFD No 1 Riverside CDIAC Number: 2002-0596 Limited tax obligation bond K-12 school facility IA No 1 Refunding	NR	Neg	(BC) Best Best & Krieger (TR) US Bank Natl Assoc (UW) Stone & Youngberg	09-01-16 Serial	5.009 NIC

### YEARLY FISCAL STATUS REPORT INFORMATION

#### A. FUND BALANCES

<u>Year</u>	<u>Principal Amt Outstanding(\$)</u>	<u>Minimum Bond Reserve(\$)</u>	<u>Bond Reserve Fund(\$)</u>	<u>Capitalized Interest(\$)</u>	<u>Construction Fund(\$)</u>
02/03	2,365,000	236,500	238,351	0	309,046
03/04	2,245,000	236,500	239,440	0	0
04/05	2,110,000	236,500	242,737	0	328,351
05/06	1,975,000	236,500	251,083	0	324,764
06/07	1,830,000	183,000	263,000	0	18,059

#### B. TAX COLLECTION

<u>Taxes Due(\$)</u>	<u>Taxes Unpaid(\$)</u>	<u>Percent</u>	<u>Teeter Plan</u>
249,341	8,712	3	No
249,340	12,134	5	No
249,342	7,398	3	No
249,342	13,976	6	No
249,342	15,497	6	No

#### C. DELINQUENT PARCELS

<u>Year</u>	<u>Reporting Date</u>	<u># of Parcels</u>	<u>Total Amount Due(\$)</u>
02/03	07-29-03	12	8,712
03/04	06-30-04	17	12,134
04/05	06-30-05	11	7,398
05/06	06-30-06	17	13,976
06/07	06-30-07	29	30,555

#### D. FORECLOSURE

<u># of Parcels</u>	<u>Total Amount of Taxes Due (\$)</u>
0	0
0	0
0	0
0	0
18	13,890

#### E. ASSESSED VALUE OF PARCELS

<u>Reporting Date</u>	<u>Appraisal/ Tax Roll</u>	<u>Assessed Value(\$)</u>
06-30-03	Tax Roll	38,064,482
06-30-04	Tax Roll	41,467,411
07-01-05	Tax Roll	43,551,973
07-01-06	Tax Roll	51,755,586
07-01-07	Tax Roll	56,962,137

#### F. MISCELLANEOUS



## 2007 MELLO-ROOS YEARLY FISCAL STATUS REPORT

<u>Date</u>	<u>Amount(\$)</u>	<u>Issuing Entity, County, Type of Debt, Purpose</u>	<u>Rating(s) Enhancmt</u>	<u>Type of Sale</u>	<u>Role, Participant</u>	<u>Maturity Date/ Type</u>	<u>Interest Rate/ Type</u>
07-24-02	\$3,825,000	Jurupa Unified School District CFD No 1 Riverside CDIAC Number: 2002-0597 Limited tax obligation bond K-12 school facility IA No 2 Refunding	NR	Neg	(BC) Best Best & Krieger (TR) US Bank Natl Assoc (UW) Stone & Youngberg	09-01-16 Serial	6.116 NIC

### YEARLY FISCAL STATUS REPORT INFORMATION

#### A. FUND BALANCES

<u>Year</u>	<u>Principal Amt Outstanding(\$)</u>	<u>Minimum Bond Reserve(\$)</u>	<u>Bond Reserve Fund(\$)</u>	<u>Capitalized Interest(\$)</u>	<u>Construction Fund(\$)</u>
02/03	3,825,000	382,500	385,494	0	244,263
03/04	3,640,000	364,000	383,771	0	268,209
04/05	3,425,000	382,500	389,055	0	271,902
05/06	3,205,000	382,500	402,432	0	254,080
06/07	2,975,000	297,500	421,532	0	266,138

#### B. TAX COLLECTION

<u>Year</u>	<u>Taxes Due(\$)</u>	<u>Taxes Unpaid(\$)</u>	<u>Percent</u>	<u>Teeter Plan</u>
02/03	438,181	10,537	2	No
03/04	442,830	8,372	2	Yes
04/05	436,188	16,802	4	No
05/06	436,188	35,156	8	No
06/07	436,188	35,207	8	No

#### C. DELINQUENT PARCELS

<u>Year</u>	<u>Reporting Date</u>	<u># of Parcels</u>	<u>Total Amount Due(\$)</u>
02/03	07-29-03	18	12,463
03/04	07-26-04	13	9,748
04/05	06-30-05	23	16,802
05/06	06-30-05	45	37,818
06/07	06-30-07	57	69,070

#### D. FORECLOSURE

<u># of Parcels</u>	<u>Total Amount of Taxes Due (\$)</u>
0	0
0	0
0	0
0	0
35	29,080

#### E. ASSESSED VALUE OF PARCELS

<u>Reporting Date</u>	<u>Appraisal/ Tax Roll</u>	<u>Assessed Value(\$)</u>
06-30-03	Tax Roll	68,218,154
06-30-04	Tax Roll	81,676,504
07-01-05	Tax Roll	91,369,819
07-01-06	Tax Roll	109,246,333
07-01-07	Tax Roll	120,690,648

#### F. MISCELLANEOUS



## 2007 MELLO-ROOS YEARLY FISCAL STATUS REPORT

<u>Date</u>	<u>Amount(\$)</u>	<u>Issuing Entity, County, Type of Debt, Purpose</u>	<u>Rating(s) Enhancmt</u>	<u>Type of Sale</u>	<u>Role, Participant</u>	<u>Maturity Date/ Type</u>	<u>Interest Rate/ Type</u>
03-11-93	\$1,220,000	Jurupa Unified School District CFD No 2 Riverside CDIAC Number: 1993-0192 Limited tax obligation bond Multiple capital improvements, public works	NR	Neg	(BC) Best Best & Krieger (UW) Stone & Youngberg	Comb	6.843 NIC

### YEARLY FISCAL STATUS REPORT INFORMATION

#### A. FUND BALANCES

<u>Year</u>	<u>Principal Amt Outstanding(\$)</u>	<u>Minimum Bond Reserve(\$)</u>	<u>Bond Reserve Fund(\$)</u>	<u>Capitalized Interest(\$)</u>
01/02	1,005,000	104,844	105,248	0
02/03	970,000	104,844	106,275	0
03/04	935,000	104,844	105,155	0
04/05	900,000	104,844	106,641	0
05/06	860,000	104,844	110,308	0
06/07	820,000	104,844	115,543	0

#### B. TAX COLLECTION

<u>Year</u>	<u>Taxes Due(\$)</u>	<u>Taxes Unpaid(\$)</u>	<u>Percent</u>	<u>Teeter Plan</u>
01/02	107,641	1,113	1	No
02/03	107,640	1,113	1	No
03/04	107,837	3,169	3	No
04/05	109,994	2,169	2	No
05/06	112,194	2,576	2	No
06/07	114,438	5,360	5	No

#### C. DELINQUENT PARCELS

<u>Year</u>	<u>Reporting Date</u>	<u># of Parcels</u>	<u>Total Amount Due(\$)</u>
01/02	08-01-02	2	1,668
02/03	07-29-03	1	2,782
03/04	06-30-04	5	5,952
04/05	06-30-05	3	2,169
05/06	06-30-06	4	7,505
06/07	06-30-07	7	8,549

#### D. FORECLOSURE

<u># of Parcels</u>	<u>Total Amount of Taxes Due (\$)</u>
0	0
0	0
0	0
0	0
0	0
0	0

#### E. ASSESSED VALUE OF PARCELS

<u>Reporting Date</u>	<u>Appraisal/ Tax Roll</u>	<u>Assessed Value(\$)</u>
06-30-02	Tax Roll	14,794,929
06-30-03	Tax Roll	15,988,837
06-30-04	Tax Roll	16,806,435
07-01-05	Tax Roll	18,274,010
07-01-06	Tax Roll	21,413,558
07-01-07	Tax Roll	23,689,798

#### F. MISCELLANEOUS



## 2007 MELLO-ROOS YEARLY FISCAL STATUS REPORT

<u>Date</u>	<u>Amount(\$)</u>	<u>Issuing Entity, County, Type of Debt, Purpose</u>	<u>Rating(s) Enhancmt</u>	<u>Type of Sale</u>	<u>Role, Participant</u>	<u>Maturity Date/ Type</u>	<u>Interest Rate/ Type</u>
07-24-02	\$1,730,000	Jurupa Unified School District CFD No 3 Riverside CDIAC Number: 2002-0598 Limited tax obligation bond K-12 school facility	NR	Neg	(BC) Best Best & Krieger (TR) US Bank Natl Assoc (UW) Stone & Youngberg	09-01-27 Comb	6.036 NIC

### YEARLY FISCAL STATUS REPORT INFORMATION

#### A. FUND BALANCES

<u>Year</u>	<u>Principal Amt Outstanding(\$)</u>	<u>Minimum Bond Reserve(\$)</u>	<u>Bond Reserve Fund(\$)</u>	<u>Capitalized Interest(\$)</u>	<u>Construction Fund(\$)</u>
03/04	1,730,000	173,000	175,151	0	1,319,550
04/05	1,715,000	173,000	177,563	0	2,591
05/06	1,700,000	173,000	183,668	0	5,001
06/07	1,680,000	168,000	192,385	0	5,238

#### B. TAX COLLECTION

<u>Taxes Due(\$)</u>	<u>Taxes Unpaid(\$)</u>	<u>Percent</u>	<u>Teeter Plan</u>
164,152	10,706	7	No
251,675	7,800	3	No
256,709	10,077	4	No
183,204	12,984	7	No

#### C. DELINQUENT PARCELS

<u>Year</u>	<u>Reporting Date</u>	<u># of Parcels</u>	<u>Total Amount Due(\$)</u>
03/04	06-30-04	13	10,706
04/05	06-30-05	10	8,819
05/06	06-30-06	15	11,638
06/07	06-30-07	31	31,392

#### D. FORECLOSURE

<u># of Parcels</u>	<u>Total Amount of Taxes Due (\$)</u>
0	0
0	0
0	0
0	0

#### E. ASSESSED VALUE OF PARCELS

<u>Reporting Date</u>	<u>Appraisal/ Tax Roll</u>	<u>Assessed Value(\$)</u>
06-30-04	Tax Roll	60,238,846
07-01-05	Tax Roll	82,674,911
07-01-06	Tax Roll	92,293,439
07-01-07	Tax Roll	60,763,150

#### F. MISCELLANEOUS



## 2007 MELLO-ROOS YEARLY FISCAL STATUS REPORT

<u>Date</u>	<u>Amount(\$)</u>	<u>Issuing Entity, County, Type of Debt, Purpose</u>	<u>Rating(s) Enhancmt</u>	<u>Type of Sale</u>	<u>Role, Participant</u>	<u>Maturity Date/ Type</u>	<u>Interest Rate/ Type</u>
12-13-05	\$3,170,000	Jurupa Unified School District CFD No 4 Riverside CDIAC Number: 2005-1994 Limited tax obligation bond K-12 school facility Zone 2	NR	Neg	(BC) Best Best & Krieger (TR) US Bank Natl Assoc (UW) Stone & Youngberg	09-01-35 Comb	5.361 NIC

### YEARLY FISCAL STATUS REPORT INFORMATION

#### A. FUND BALANCES

<u>Year</u>	<u>Principal Amt Outstanding(\$)</u>	<u>Minimum Bond Reserve(\$)</u>	<u>Bond Reserve Fund(\$)</u>	<u>Capitalized Interest(\$)</u>	<u>Construction Fund(\$)</u>
05/06	3,170,000	219,380	223,259	84,301	2,651,831
06/07	3,170,000	219,380	223,726	0	1,504,957

#### B. TAX COLLECTION

<u>Taxes Due(\$)</u>	<u>Taxes Unpaid(\$)</u>	<u>Percent</u>	<u>Teeter Plan</u>
0	0	0	No
243,829	23,564	10	No

#### C. DELINQUENT PARCELS

<u>Year</u>	<u>Reporting Date</u>	<u># of Parcels</u>	<u>Total Amount Due(\$)</u>
05/06	06-30-06	0	0
06/07	06-30-07	10	23,564

#### D. FORECLOSURE

<u># of Parcels</u>	<u>Total Amount of Taxes Due (\$)</u>
0	0
0	0

#### E. ASSESSED VALUE OF PARCELS

<u>Reporting Date</u>	<u>Appraisal/ Tax Roll</u>	<u>Assessed Value(\$)</u>
10-31-05	Appraisal	19,110,000
07-01-07	Tax Roll	51,935,881

#### F. MISCELLANEOUS





## 2007 MELLO-ROOS YEARLY FISCAL STATUS REPORT

<u>Date</u>	<u>Amount(\$)</u>	<u>Issuing Entity, County, Type of Debt, Purpose</u>	<u>Rating(s) Enhancmt</u>	<u>Type of Sale</u>	<u>Role, Participant</u>	<u>Maturity Date/ Type</u>	<u>Interest Rate/ Type</u>
01-13-04	\$12,235,000	Lake Elsinore CFD No 2003-2 Riverside CDIAC Number: 2003-2170 Limited tax obligation bond Multiple capital improvements, public works Canyon Hills IA A	NR	Neg	(BC) Fulbright & Jaworski (FA) Rod Gunn (TR) Union Bank of CA (UW) O'Connor SW Securities	09-01-34 Comb	5.831 NIC

### YEARLY FISCAL STATUS REPORT INFORMATION

#### A. FUND BALANCES

<u>Year</u>	<u>Principal Amt Outstanding(\$)</u>	<u>Minimum Bond Reserve(\$)</u>	<u>Bond Reserve Fund(\$)</u>	<u>Capitalized Interest(\$)</u>	<u>Construction Fund(\$)</u>
05/06	12,235,000	1,010,878	1,045,217	314	4,135,469
06/07	12,195,000	1,010,878	1,027,223	0	0

#### B. TAX COLLECTION

<u>Year</u>	<u>Taxes Due(\$)</u>	<u>Taxes Unpaid(\$)</u>	<u>Percent</u>	<u>Teeter Plan</u>
05/06	1,715,890	34,255	2	No
06/07	1,834,200	34,255	2	No

#### C. DELINQUENT PARCELS

<u>Year</u>	<u>Reporting Date</u>	<u># of Parcels</u>	<u>Total Amount Due(\$)</u>
05/06	06-30-06	31	34,255
06/07	06-30-07	31	34,255

#### D. FORECLOSURE

<u># of Parcels</u>	<u>Total Amount of Taxes Due (\$)</u>
0	0
0	0

#### E. ASSESSED VALUE OF PARCELS

<u>Reporting Date</u>	<u>Appraisal/ Tax Roll</u>	<u>Assessed Value(\$)</u>
01-01-06	Tax Roll	149,233,337
06-30-07	Tax Roll	408,266,840

#### F. MISCELLANEOUS



## 2007 MELLO-ROOS YEARLY FISCAL STATUS REPORT

<u>Date</u>	<u>Amount(\$)</u>	<u>Issuing Entity, County, Type of Debt, Purpose</u>	<u>Rating(s) Enhancmt</u>	<u>Type of Sale</u>	<u>Role, Participant</u>	<u>Maturity Date/ Type</u>	<u>Interest Rate/ Type</u>
08-29-06	\$20,570,000	Lake Elsinore CFD No 2003-2 Riverside CDIAC Number: 2006-1102 Limited tax obligation bond Multiple capital improvements, public works Canyon Hills IA B	NR	Neg	(BC) Fulbright & Jaworski (FA) Rod Gunn (TR) Union Bank of CA (UW) Southwest Securities	09-01-36 Comb	5.114 NIC

### YEARLY FISCAL STATUS REPORT INFORMATION

#### A. FUND BALANCES

<u>Year</u>	<u>Principal Amt Outstanding(\$)</u>	<u>Minimum Bond Reserve(\$)</u>	<u>Bond Reserve Fund(\$)</u>	<u>Capitalized Interest(\$)</u>	<u>Construction Fund(\$)</u>
06/07	20,570,000	1,818,134	2,467,510	0	0

#### B. TAX COLLECTION

<u>Taxes Due(\$)</u>	<u>Taxes Unpaid(\$)</u>	<u>Percent</u>	<u>Teeter Plan</u>
1,834,200	34,255	2	No

#### C. DELINQUENT PARCELS

<u>Year</u>	<u>Reporting Date</u>	<u># of Parcels</u>	<u>Total Amount Due(\$)</u>
06/07	06-30-07	31	34,255

#### D. FORECLOSURE

<u># of Parcels</u>	<u>Total Amount of Taxes Due (\$)</u>
0	0

#### E. ASSESSED VALUE OF PARCELS

<u>Reporting Date</u>	<u>Appraisal/ Tax Roll</u>	<u>Assessed Value(\$)</u>
01-01-07	Tax Roll	408,266,840

#### F. MISCELLANEOUS



## 2007 MELLO-ROOS YEARLY FISCAL STATUS REPORT

<u>Date</u>	<u>Amount(\$)</u>	<u>Issuing Entity, County, Type of Debt, Purpose</u>	<u>Rating(s) Enhancmt</u>	<u>Type of Sale</u>	<u>Role, Participant</u>	<u>Maturity Date/ Type</u>	<u>Interest Rate/ Type</u>
08-11-05	\$22,635,000	Lake Elsinore CFD No 2004-3 Riverside CDIAC Number: 2005-1450 Limited tax obligation bond Multiple capital improvements, public works Rosetta Canyon IA No 1	NR	Neg	(BC) Fulbright & Jaworski (FA) Rod Gunn (TR) Union Bank of CA (UW) Southwest Securities	09-01-35 Comb	5.226 NIC

### YEARLY FISCAL STATUS REPORT INFORMATION

#### A. FUND BALANCES

<u>Year</u>	<u>Principal Amt Outstanding(\$)</u>	<u>Minimum Bond Reserve(\$)</u>	<u>Bond Reserve Fund(\$)</u>	<u>Capitalized Interest(\$)</u>	<u>Construction Fund(\$)</u>
05/06	22,635,000	2,023,650	2,061,096	611,077	14,377,122
06/07	22,635,000	2,044,002	2,077,123	0	0

#### B. TAX COLLECTION

<u>Taxes Due(\$)</u>	<u>Taxes Unpaid(\$)</u>	<u>Percent</u>	<u>Teeter Plan</u>
0	0	0	No
0	0	0	No

#### C. DELINQUENT PARCELS

<u>Year</u>	<u>Reporting Date</u>	<u># of Parcels</u>	<u>Total Amount Due(\$)</u>
05/06	06-30-06	0	0
06/07	06-30-07	0	0

#### D. FORECLOSURE

<u># of Parcels</u>	<u>Total Amount of Taxes Due (\$)</u>
0	0
0	0

#### E. ASSESSED VALUE OF PARCELS

<u>Reporting Date</u>	<u>Appraisal/ Tax Roll</u>	<u>Assessed Value(\$)</u>
01-01-06	Tax Roll	61,116,507
06-30-07	Tax Roll	315,756,703

#### F. MISCELLANEOUS



## 2007 MELLO-ROOS YEARLY FISCAL STATUS REPORT

<u>Date</u>	<u>Amount(\$)</u>	<u>Issuing Entity, County, Type of Debt, Purpose</u>	<u>Rating(s) Enhancmt</u>	<u>Type of Sale</u>	<u>Role, Participant</u>	<u>Maturity Date/ Type</u>	<u>Interest Rate/ Type</u>
09-07-06	\$23,460,000	Lake Elsinore CFD No 2004-3 Riverside CDIAC Number: 2006-1103 Limited tax obligation bond Multiple capital improvements, public works Rosetta Canyon IA No 2	NR	Neg	(BC) Fulbright & Jaworski (FA) Rod Gunn (TR) Union Bank of CA (UW) Southwest Securities	09-01-37 Comb	5.226 NIC

### YEARLY FISCAL STATUS REPORT INFORMATION

#### A. FUND BALANCES

<u>Year</u>	<u>Principal Amt Outstanding(\$)</u>	<u>Minimum Bond Reserve(\$)</u>	<u>Bond Reserve Fund(\$)</u>	<u>Capitalized Interest(\$)</u>	<u>Construction Fund(\$)</u>
06/07	23,460,000	2,082,535	2,785,833	0	0

#### B. TAX COLLECTION

<u>Taxes Due(\$)</u>	<u>Taxes Unpaid(\$)</u>	<u>Percent</u>	<u>Teeter Plan</u>
315,756,703	0	0	No

#### C. DELINQUENT PARCELS

<u>Year</u>	<u>Reporting Date</u>	<u># of Parcels</u>	<u>Total Amount Due(\$)</u>
06/07	06-30-07	0	0

#### D. FORECLOSURE

<u># of Parcels</u>	<u>Total Amount of Taxes Due (\$)</u>
0	0

#### E. ASSESSED VALUE OF PARCELS

<u>Reporting Date</u>	<u>Appraisal/ Tax Roll</u>	<u>Assessed Value(\$)</u>
01-01-07	Tax Roll	0

#### F. MISCELLANEOUS



## 2007 MELLO-ROOS YEARLY FISCAL STATUS REPORT

<u>Date</u>	<u>Amount(\$)</u>	<u>Issuing Entity, County, Type of Debt, Purpose</u>	<u>Rating(s) Enhancmt</u>	<u>Type of Sale</u>	<u>Role, Participant</u>	<u>Maturity Date/ Type</u>	<u>Interest Rate/ Type</u>
01-26-06	\$9,180,000	Lake Elsinore CFD No 2005-1 Riverside CDIAC Number: 2006-0033 Limited tax obligation bond Multiple capital improvements, public works Serenity	NR	Neg	(BC) Fulbright & Jaworski (FA) Rod Gunn (TR) Union Bank of CA (UW) Southwest Securities	09-01-36 Comb	5.267 NIC

### YEARLY FISCAL STATUS REPORT INFORMATION

#### A. FUND BALANCES

<u>Year</u>	<u>Principal Amt Outstanding(\$)</u>	<u>Minimum Bond Reserve(\$)</u>	<u>Bond Reserve Fund(\$)</u>	<u>Capitalized Interest(\$)</u>	<u>Construction Fund(\$)</u>
05/06	9,180,000	657,395	666,146	270,408	7,895,776
06/07	9,180,000	657,395	668,050	0	0

#### B. TAX COLLECTION

<u>Taxes Due(\$)</u>	<u>Taxes Unpaid(\$)</u>	<u>Percent</u>	<u>Teeter Plan</u>
0	0	0	No
0	0	0	No

#### C. DELINQUENT PARCELS

<u>Year</u>	<u>Reporting Date</u>	<u># of Parcels</u>	<u>Total Amount Due(\$)</u>
05/06	06-30-06	0	0
06/07	06-30-07	0	0

#### D. FORECLOSURE

<u># of Parcels</u>	<u>Total Amount of Taxes Due (\$)</u>
0	0
0	0

#### E. ASSESSED VALUE OF PARCELS

<u>Reporting Date</u>	<u>Appraisal/ Tax Roll</u>	<u>Assessed Value(\$)</u>
01-01-06	Tax Roll	7,559,429
06-30-07	Tax Roll	52,497,771

#### F. MISCELLANEOUS



## 2007 MELLO-ROOS YEARLY FISCAL STATUS REPORT

<u>Date</u>	<u>Amount(\$)</u>	<u>Issuing Entity, County, Type of Debt, Purpose</u>	<u>Rating(s) Enhancmt</u>	<u>Type of Sale</u>	<u>Role, Participant</u>	<u>Maturity Date/ Type</u>	<u>Interest Rate/ Type</u>
12-06-05	\$24,680,000	Lake Elsinore CFD No 2005-2 Riverside CDIAC Number: 2005-1902 Limited tax obligation bond Multiple capital improvements, public works Alberhill Ranch IA A	NR	Neg	(BC) Fulbright & Jaworski (FA) Rod Gunn (TR) Union Bank of CA (UW) Southwest Securities	09-01-36 Comb	5.446 NIC

### YEARLY FISCAL STATUS REPORT INFORMATION

#### A. FUND BALANCES

<u>Year</u>	<u>Principal Amt Outstanding(\$)</u>	<u>Minimum Bond Reserve(\$)</u>	<u>Bond Reserve Fund(\$)</u>	<u>Capitalized Interest(\$)</u>	<u>Construction Fund(\$)</u>
05/06	24,680,000	2,264,363	2,306,099	680,798	12,121,894
06/07	24,680,000	2,278,079	2,318,319	0	0

#### B. TAX COLLECTION

<u>Taxes Due(\$)</u>	<u>Taxes Unpaid(\$)</u>	<u>Percent</u>	<u>Teeter Plan</u>
0	0	0	No
0	0	0	No

#### C. DELINQUENT PARCELS

<u>Year</u>	<u>Reporting Date</u>	<u># of Parcels</u>	<u>Total Amount Due(\$)</u>
05/06	06-30-06	0	0
06/07	06-30-07	0	0

#### D. FORECLOSURE

<u># of Parcels</u>	<u>Total Amount of Taxes Due (\$)</u>
0	0
0	0

#### E. ASSESSED VALUE OF PARCELS

<u>Reporting Date</u>	<u>Appraisal/ Tax Roll</u>	<u>Assessed Value(\$)</u>
01-01-06	Tax Roll	1,527,532
06-30-07	Tax Roll	113,634,742

#### F. MISCELLANEOUS



## 2007 MELLO-ROOS YEARLY FISCAL STATUS REPORT

<u>Date</u>	<u>Amount(\$)</u>	<u>Issuing Entity, County, Type of Debt, Purpose</u>	<u>Rating(s) Enhancmt</u>	<u>Type of Sale</u>	<u>Role, Participant</u>	<u>Maturity Date/ Type</u>	<u>Interest Rate/ Type</u>
04-27-06	\$3,525,000	Lake Elsinore CFD No 2005-6 Riverside CDIAC Number: 2006-0306 Limited tax obligation bond Multiple capital improvements, public works City Center Townhomes	NR	Neg	(BC) Fulbright & Jaworski (FA) Rod Gunn (TR) Union Bank of CA (UW) Southwest Securities	09-01-36 Comb	5.323 NIC

### YEARLY FISCAL STATUS REPORT INFORMATION

#### A. FUND BALANCES

<u>Year</u>	<u>Principal Amt Outstanding(\$)</u>	<u>Minimum Bond Reserve(\$)</u>	<u>Bond Reserve Fund(\$)</u>	<u>Capitalized Interest(\$)</u>	<u>Construction Fund(\$)</u>
05/06	3,525,000	319,367	320,453	247,188	2,616,942
06/07	3,525,000	320,309	324,527	0	0

#### B. TAX COLLECTION

<u>Taxes Due(\$)</u>	<u>Taxes Unpaid(\$)</u>	<u>Percent</u>	<u>Teeter Plan</u>
0	0	0	No
0	0	0	No

#### C. DELINQUENT PARCELS

<u>Year</u>	<u>Reporting Date</u>	<u># of Parcels</u>	<u>Total Amount Due(\$)</u>
05/06	06-30-06	0	0
06/07	06-30-07	0	0

#### D. FORECLOSURE

<u># of Parcels</u>	<u>Total Amount of Taxes Due (\$)</u>
0	0
0	0

#### E. ASSESSED VALUE OF PARCELS

<u>Reporting Date</u>	<u>Appraisal/ Tax Roll</u>	<u>Assessed Value(\$)</u>
01-01-06	Tax Roll	4,237,264
06-30-07	Tax Roll	44,573,913

#### F. MISCELLANEOUS



## 2007 MELLO-ROOS YEARLY FISCAL STATUS REPORT

<u>Date</u>	<u>Amount(\$)</u>	<u>Issuing Entity, County, Type of Debt, Purpose</u>	<u>Rating(s) Enhancmt</u>	<u>Type of Sale</u>	<u>Role, Participant</u>	<u>Maturity Date/ Type</u>	<u>Interest Rate/ Type</u>
06-27-06	\$7,290,000	Lake Elsinore CFD No 2006-2 Riverside CDIAC Number: 2006-0861 Limited tax obligation bond Multiple capital improvements, public works Viscaya	NR	Neg	(BC) Fulbright & Jaworski (FA) Rod Gunn (TR) Union Bank of CA (UW) Southwest Securities	09-01-36 Comb	5.38 NIC

### YEARLY FISCAL STATUS REPORT INFORMATION

#### A. FUND BALANCES

<u>Year</u>	<u>Principal Amt Outstanding(\$)</u>	<u>Minimum Bond Reserve(\$)</u>	<u>Bond Reserve Fund(\$)</u>	<u>Capitalized Interest(\$)</u>	<u>Construction Fund(\$)</u>
06/07	7,290,000	666,095	887,509	0	0

#### B. TAX COLLECTION

<u>Taxes Due(\$)</u>	<u>Taxes Unpaid(\$)</u>	<u>Percent</u>	<u>Teeter Plan</u>
0	0	0	No

#### C. DELINQUENT PARCELS

<u>Year</u>	<u>Reporting Date</u>	<u># of Parcels</u>	<u>Total Amount Due(\$)</u>
06/07	06-30-07	0	0

#### D. FORECLOSURE

<u># of Parcels</u>	<u>Total Amount of Taxes Due (\$)</u>
0	0

#### E. ASSESSED VALUE OF PARCELS

<u>Reporting Date</u>	<u>Appraisal/ Tax Roll</u>	<u>Assessed Value(\$)</u>
06-30-07	Tax Roll	42,697,032

#### F. MISCELLANEOUS





## 2007 MELLO-ROOS YEARLY FISCAL STATUS REPORT

<u>Date</u>	<u>Amount(\$)</u>	<u>Issuing Entity, County, Type of Debt, Purpose</u>	<u>Rating(s) Enhancmt</u>	<u>Type of Sale</u>	<u>Role, Participant</u>	<u>Maturity Date/ Type</u>	<u>Interest Rate/ Type</u>
08-04-97	\$24,550,000	Lake Elsinore CFD No 88-3 Riverside CDIAC Number: 1997-1317 Limited tax obligation bond Multiple capital improvements, public works West Lake Elsinore Series A Federally Taxable Refunding	NR	Neg	(BC) Quint & Thimmig (FA) Rod Gunn (TR) Union Bank of CA (UW) Lake Elsinore PFA	09-01-20 Term	7.099 NIC

### YEARLY FISCAL STATUS REPORT INFORMATION

#### A. FUND BALANCES

<u>Year</u>	<u>Principal Amt Outstanding(\$)</u>	<u>Minimum Bond Reserve(\$)</u>	<u>Bond Reserve Fund(\$)</u>	<u>Capitalized Interest(\$)</u>	<u>Construction Fund(\$)</u>
01/02	24,010,000	0	0	0	0
02/03	23,705,000	0	0	0	0
03/04	23,340,000	0	0	0	0
04/05	22,915,000	0	0	0	0
05/06	22,420,000	0	0	0	0
06/07	21,850,000	0	0	0	0

#### B. TAX COLLECTION

<u>Taxes Due(\$)</u>	<u>Taxes Unpaid(\$)</u>	<u>Percent</u>	<u>Teeter Plan</u>
2,649,311	53,864	2	No
2,664,577	1,427,142	54	No
2,633,549	104,505	4	No
3,029,558	123,518	4	No
3,219,404	200,839	6	No
3,279,940	200,839	6	No

#### C. DELINQUENT PARCELS

<u>Year</u>	<u>Reporting Date</u>	<u># of Parcels</u>	<u>Total Amount Due(\$)</u>
01/02	06-30-02	40	53,864
02/03	06-30-03	112	106,269
03/04	06-30-04	144	205,744
04/05	06-30-05	69	123,518
05/06	06-30-06	145	200,839
06/07	06-30-07	145	200,839

#### D. FORECLOSURE

<u># of Parcels</u>	<u>Total Amount of Taxes Due (\$)</u>
40	53,864
0	0
0	0
0	0
0	0
0	0

#### E. ASSESSED VALUE OF PARCELS

<u>Reporting Date</u>	<u>Appraisal/ Tax Roll</u>	<u>Assessed Value(\$)</u>
06-30-02	Tax Roll	201,020,931
06-30-03	Tax Roll	247,266,862
06-30-04	Tax Roll	282,479,738
06-30-05	Tax Roll	391,383,300
06-30-06	Tax Roll	434,998,193
06-30-07	Tax Roll	548,358,499

#### F. MISCELLANEOUS



## 2007 MELLO-ROOS YEARLY FISCAL STATUS REPORT

<u>Date</u>	<u>Amount(\$)</u>	<u>Issuing Entity, County, Type of Debt, Purpose</u>	<u>Rating(s) Enhancmt</u>	<u>Type of Sale</u>	<u>Role, Participant</u>	<u>Maturity Date/ Type</u>	<u>Interest Rate/ Type</u>
08-04-97	\$4,255,000	Lake Elsinore CFD No 88-3 Riverside CDIAC Number: 1997-1318 Limited tax obligation bond Multiple capital improvements, public works West Lake Elsinore Series B Federally Taxable Refunding	NR	Neg	(BC) Quint & Thimmig (FA) Rod Gunn (TR) Union Bank of CA (UW) Lake Elsinore	09-01-20 Term	***** NIC

### YEARLY FISCAL STATUS REPORT INFORMATION

#### A. FUND BALANCES

<u>Year</u>	<u>Principal Amt Outstanding(\$)</u>	<u>Minimum Bond Reserve(\$)</u>	<u>Bond Reserve Fund(\$)</u>	<u>Capitalized Interest(\$)</u>	<u>Construction Fund(\$)</u>
01/02	4,255,000	0	0	0	0
03/04	3,100,000	0	0	0	0
04/05	4,255,000	0	0	0	0
05/06	4,255,000	0	0	0	0
06/07	4,255,000	0	0	0	0

#### B. TAX COLLECTION

<u>Taxes Due(\$)</u>	<u>Taxes Unpaid(\$)</u>	<u>Percent</u>	<u>Teeter Plan</u>
2,649,311	53,864	2	No
2,633,549	104,505	4	No
3,029,558	123,518	4	No
3,219,404	200,839	6	No
3,219,404	200,839	6	No

#### C. DELINQUENT PARCELS

<u>Year</u>	<u>Reporting Date</u>	<u># of Parcels</u>	<u>Total Amount Due(\$)</u>
01/02	06-30-02	40	53,864
03/04	06-30-04	144	205,744
04/05	06-30-05	69	123,518
05/06	06-30-06	145	200,839
06/07	06-30-06	145	200,839

#### D. FORECLOSURE

<u># of Parcels</u>	<u>Total Amount of Taxes Due (\$)</u>
40	53,864
0	0
0	0
0	0
0	0

#### E. ASSESSED VALUE OF PARCELS

<u>Reporting Date</u>	<u>Appraisal/ Tax Roll</u>	<u>Assessed Value(\$)</u>
06-30-02	Tax Roll	201,020,931
06-30-04	Tax Roll	282,479,738
06-30-05	Tax Roll	391,383,300
06-30-06	Tax Roll	434,998,193
06-30-06	Tax Roll	434,998,193

#### F. MISCELLANEOUS



## 2007 MELLO-ROOS YEARLY FISCAL STATUS REPORT

<u>Date</u>	<u>Amount(\$)</u>	<u>Issuing Entity, County, Type of Debt, Purpose</u>	<u>Rating(s) Enhancmt</u>	<u>Type of Sale</u>	<u>Role, Participant</u>	<u>Maturity Date/ Type</u>	<u>Interest Rate/ Type</u>
01-28-93	\$4,162,929	Lake Elsinore CFD No 90-3 Riverside CDIAC Number: 1993-0089 Limited tax obligation bond Multiple capital improvements, public works No Lake Elsinore Hills	NR	Neg	(BC) Jones Hall Hill (FA) First CA Cap Mrkts (UW) Lake Elsinore PFA	Serial	8.776 NIC

### YEARLY FISCAL STATUS REPORT INFORMATION

#### A. FUND BALANCES

<u>Year</u>	<u>Principal Amt Outstanding(\$)</u>	<u>Minimum Bond Reserve(\$)</u>	<u>Bond Reserve Fund(\$)</u>	<u>Capitalized Interest(\$)</u>	<u>Construction Fund(\$)</u>
01/02	4,162,929	0	0	0	0
02/03	4,162,929	0	0	0	0
03/04	4,162,929	0	0	0	0

#### B. TAX COLLECTION

<u>Year</u>	<u>Taxes Due(\$)</u>	<u>Taxes Unpaid(\$)</u>	<u>Percent</u>	<u>Teeter Plan</u>
01/02	458,430	458,430	100	No
02/03	461,905	461,905	100	No
03/04	461,905	461,905	100	No

#### C. DELINQUENT PARCELS

<u>Year</u>	<u>Reporting Date</u>	<u># of Parcels</u>	<u>Total Amount Due(\$)</u>
01/02	06-30-02	14	458,430
02/03	06-30-03	14	230,953
03/04	06-30-03	14	230,953

#### D. FORECLOSURE

<u># of Parcels</u>	<u>Total Amount of Taxes Due (\$)</u>
0	0
0	0
0	0

#### E. ASSESSED VALUE OF PARCELS

<u>Reporting Date</u>	<u>Appraisal/ Tax Roll</u>	<u>Assessed Value(\$)</u>
06-30-02	Tax Roll	863,181
06-30-03	Tax Roll	871,898
06-30-03	Tax Roll	871,898

#### F. MISCELLANEOUS



## 2007 MELLO-ROOS YEARLY FISCAL STATUS REPORT

<u>Date</u>	<u>Amount(\$)</u>	<u>Issuing Entity, County, Type of Debt, Purpose</u>	<u>Rating(s) Enhancmt</u>	<u>Type of Sale</u>	<u>Role, Participant</u>	<u>Maturity Date/ Type</u>	<u>Interest Rate/ Type</u>
02-14-96	\$1,600,000	Lake Elsinore CFD No 95-1 Riverside CDIAC Number: 1996-0173 Limited tax obligation bond Multiple capital improvements, public works City Center Federally Taxable	NR	Neg	(BC) Jones Hall Hill (FA) Rod Gunn (TR) Union Bank (UW) Lake Elsinore PFA	10-01-25 Serial	8.354 NIC

### YEARLY FISCAL STATUS REPORT INFORMATION

#### A. FUND BALANCES

<u>Year</u>	<u>Principal Amt Outstanding(\$)</u>	<u>Minimum Bond Reserve(\$)</u>	<u>Bond Reserve Fund(\$)</u>	<u>Capitalized Interest(\$)</u>	<u>Construction Fund(\$)</u>	<u>Taxes Due(\$)</u>	<u>Taxes Unpaid(\$)</u>	<u>Percent</u>	<u>Teeter Plan</u>
01/02	1,500,000	0	0	0	0	170,585	0	0	No
02/03	1,475,000	0	0	0	0	173,885	0	0	No
03/04	1,600,000	0	0	0	0	173,885	0	0	No
04/05	1,570,000	0	0	0	0	153,815	0	0	No
05/06	1,540,000	0	0	0	0	145,340	0	0	No
06/07	1,505,000	0	0	0	0	148,210	0	0	No

#### B. TAX COLLECTION

#### C. DELINQUENT PARCELS

<u>Year</u>	<u>Reporting Date</u>	<u># of Parcels</u>	<u>Total Amount Due(\$)</u>	<u># of Parcels</u>	<u>Total Amount of Taxes Due (\$)</u>	<u>Reporting Date</u>	<u>Appraisal/ Tax Roll</u>	<u>Assessed Value(\$)</u>
01/02	06-30-02	0	0	0	0	06-30-02	Tax Roll	11,951,724
02/03	06-30-03	1	42,777	0	0	06-30-03	Tax Roll	12,069,231
03/04	06-30-03	0	0	0	0	06-30-04	Tax Roll	12,069,231
04/05	06-30-05	0	0	0	0	06-30-05	Tax Roll	13,258,401
05/06	06-30-06	0	0	0	0	01-01-06	Tax Roll	16,364,690
06/07	06-30-07	0	0	0	0	06-30-07	Tax Roll	16,691,976

#### D. FORECLOSURE

#### E. ASSESSED VALUE OF PARCELS

#### F. MISCELLANEOUS



## 2007 MELLO-ROOS YEARLY FISCAL STATUS REPORT

<u>Date</u>	<u>Amount(\$)</u>	<u>Issuing Entity, County, Type of Debt, Purpose</u>	<u>Rating(s) Enhancmt</u>	<u>Type of Sale</u>	<u>Role, Participant</u>	<u>Maturity Date/ Type</u>	<u>Interest Rate/ Type</u>
02-05-03	\$17,660,000	Lake Elsinore CFD No 98-1 Riverside CDIAC Number: 2002-2103 Limited tax obligation bond Multiple capital improvements, public works Summerhill	NR	Neg	(BC) Fulbright & Jaworski (FA) Rod Gunn (TR) Union Bank of CA (UW) Lake Elsinore PFA	09-01-33 Serial	6.345 NIC

### YEARLY FISCAL STATUS REPORT INFORMATION

#### A. FUND BALANCES

<u>Year</u>	<u>Principal Amt Outstanding(\$)</u>	<u>Minimum Bond Reserve(\$)</u>	<u>Bond Reserve Fund(\$)</u>	<u>Capitalized Interest(\$)</u>	<u>Construction Fund(\$)</u>
03/04	17,660,000	0	0	0	0
04/05	17,660,000	0	0	0	0
05/06	17,660,000	0	0	0	0
06/07	17,660,000	0	0	0	0

#### B. TAX COLLECTION

<u>Year</u>	<u>Taxes Due(\$)</u>	<u>Taxes Unpaid(\$)</u>	<u>Percent</u>	<u>Teeter Plan</u>
03/04	1,023,209	33,178	3	No
04/05	1,118,136	82,187	7	No
05/06	1,118,136	82,187	7	No
06/07	1,118,135	82,187	7	No

#### C. DELINQUENT PARCELS

<u>Year</u>	<u>Reporting Date</u>	<u># of Parcels</u>	<u>Total Amount Due(\$)</u>
03/04	06-30-04	18	33,178
04/05	06-30-05	31	115,365
05/06	06-30-06	62	133,905
06/07	06-30-07	62	133,905

#### D. FORECLOSURE

<u># of Parcels</u>	<u>Total Amount of Taxes Due (\$)</u>
0	0
0	0
0	0
0	0

#### E. ASSESSED VALUE OF PARCELS

<u>Reporting Date</u>	<u>Appraisal/ Tax Roll</u>	<u>Assessed Value(\$)</u>
06-30-04	Tax Roll	110,685,655
06-30-05	Tax Roll	112,755,739
01-01-06	Tax Roll	149,881,787
06-30-06	Tax Roll	171,148,452

#### F. MISCELLANEOUS



## 2007 MELLO-ROOS YEARLY FISCAL STATUS REPORT

<u>Date</u>	<u>Amount(\$)</u>	<u>Issuing Entity, County, Type of Debt, Purpose</u>	<u>Rating(s) Enhancmt</u>	<u>Type of Sale</u>	<u>Role, Participant</u>	<u>Maturity Date/ Type</u>	<u>Interest Rate/ Type</u>
10-03-02	\$14,470,000	Lake Elsinore Redevelopment Agency CFD No 90-2 Riverside CDIAC Number: 2002-1743 Limited tax obligation bond Redevelopment, multiple purposes Tuscany Hills Refunding	S:AAA M:Aaa  Ins	Neg	(BC) Fulbright & Jaworski (FA) Rod Gunn (EN) FSA (TR) Union Bank of CA (UW) O'Connor SWS Securities	10-01-16 Serial	3.404 NIC

### YEARLY FISCAL STATUS REPORT INFORMATION

#### A. FUND BALANCES

<u>Year</u>	<u>Principal Amt Outstanding(\$)</u>	<u>Minimum Bond Reserve(\$)</u>	<u>Bond Reserve Fund(\$)</u>	<u>Capitalized Interest(\$)</u>	<u>Construction Fund(\$)</u>
04/05	12,950,000	1,447,000	1,447,000	0	0
05/06	12,170,000	1,447,000	1,447,000	0	0
06/07	11,310,000	1,447,000	1,466,707	0	0

#### B. TAX COLLECTION

<u>Taxes Due(\$)</u>	<u>Taxes Unpaid(\$)</u>	<u>Percent</u>	<u>Teeter Plan</u>
1,642,854	94,166	6	No
1,733,254	133,438	8	No
1,722,204	133,438	8	No

#### C. DELINQUENT PARCELS

<u>Year</u>	<u>Reporting Date</u>	<u># of Parcels</u>	<u>Total Amount Due(\$)</u>
04/05	06-30-05	0	94,166
05/06	06-30-06	97	133,438
06/07	06-30-07	97	133,438

#### D. FORECLOSURE

<u># of Parcels</u>	<u>Total Amount of Taxes Due (\$)</u>
0	0
0	0
0	0

#### E. ASSESSED VALUE OF PARCELS

<u>Reporting Date</u>	<u>Appraisal/ Tax Roll</u>	<u>Assessed Value(\$)</u>
06-30-05	Tax Roll	222,630,294
01-01-06	Tax Roll	364,360,486
06-30-07	Tax Roll	364,360,486

#### F. MISCELLANEOUS



## 2007 MELLO-ROOS YEARLY FISCAL STATUS REPORT

<u>Date</u>	<u>Amount(\$)</u>	<u>Issuing Entity, County, Type of Debt, Purpose</u>	<u>Rating(s) Enhancmt</u>	<u>Type of Sale</u>	<u>Role, Participant</u>	<u>Maturity Date/ Type</u>	<u>Interest Rate/ Type</u>
03-08-07	\$7,340,000	Lake Elsinore Redevelopment Agency CFD No 90-2 Riverside CDIAC Number: 2007-0183 Limited tax obligation bond Multiple capital improvements, public works Tuscany Hills Refunding	S:AAA M:Aaa   Ins	Neg	(BC) Fulbright & Jaworski (FA) Rod Gunn (EN) FSA (TR) Union Bank of CA (UW) Southwest Securities	10-01-24 Term	4.4 NIC

### YEARLY FISCAL STATUS REPORT INFORMATION

#### A. FUND BALANCES

<u>Year</u>	<u>Principal Amt Outstanding(\$)</u>	<u>Minimum Bond Reserve(\$)</u>	<u>Bond Reserve Fund(\$)</u>	<u>Capitalized Interest(\$)</u>	<u>Construction Fund(\$)</u>
06/07	7,340,000	734,000	0	0	0

#### B. TAX COLLECTION

<u>Taxes Due(\$)</u>	<u>Taxes Unpaid(\$)</u>	<u>Percent</u>	<u>Teeter Plan</u>
1,722,204	133,438	8	No

#### C. DELINQUENT PARCELS

<u>Year</u>	<u>Reporting Date</u>	<u># of Parcels</u>	<u>Total Amount Due(\$)</u>
06/07	06-30-07	97	133,438

#### D. FORECLOSURE

<u># of Parcels</u>	<u>Total Amount of Taxes Due (\$)</u>
0	0

#### E. ASSESSED VALUE OF PARCELS

<u>Reporting Date</u>	<u>Appraisal/ Tax Roll</u>	<u>Assessed Value(\$)</u>
06-30-07	Tax Roll	416,309,201

#### F. MISCELLANEOUS



## 2007 MELLO-ROOS YEARLY FISCAL STATUS REPORT

<u>Date</u>	<u>Amount(\$)</u>	<u>Issuing Entity, County, Type of Debt, Purpose</u>	<u>Rating(s) Enhancmt</u>	<u>Type of Sale</u>	<u>Role, Participant</u>	<u>Maturity Date/ Type</u>	<u>Interest Rate/ Type</u>
02-08-07	\$3,847,939	Lake Elsinore Unified School District CFD No 2000-1 Riverside CDIAC Number: 2007-0114 Limited tax obligation bond K-12 school facility Refunding	NR	Neg	(BC) Jones Hall (TR) Zions First Natl Bk (UW) Lake Elsinore Sch FA	09-01-37 Comb	5.5 TIC

### YEARLY FISCAL STATUS REPORT INFORMATION

#### A. FUND BALANCES

<u>Year</u>	<u>Principal Amt Outstanding(\$)</u>	<u>Minimum Bond Reserve(\$)</u>	<u>Bond Reserve Fund(\$)</u>	<u>Capitalized Interest(\$)</u>	<u>Construction Fund(\$)</u>
06/07	3,847,939	0	0	0	587,721

#### B. TAX COLLECTION

<u>Taxes Due(\$)</u>	<u>Taxes Unpaid(\$)</u>	<u>Percent</u>	<u>Teeter Plan</u>
284,446	70,236	25	No

#### C. DELINQUENT PARCELS

<u>Year</u>	<u>Reporting Date</u>	<u># of Parcels</u>	<u>Total Amount Due(\$)</u>
06/07	06-30-07	31	99,767

#### D. FORECLOSURE

<u># of Parcels</u>	<u>Total Amount of Taxes Due (\$)</u>
25	68,580

#### E. ASSESSED VALUE OF PARCELS

<u>Reporting Date</u>	<u>Appraisal/ Tax Roll</u>	<u>Assessed Value(\$)</u>
07-01-07	Tax Roll	53,278,443

#### F. MISCELLANEOUS





## 2007 MELLO-ROOS YEARLY FISCAL STATUS REPORT

<u>Date</u>	<u>Amount(\$)</u>	<u>Issuing Entity, County, Type of Debt, Purpose</u>	<u>Rating(s) Enhancmt</u>	<u>Type of Sale</u>	<u>Role, Participant</u>	<u>Maturity Date/ Type</u>	<u>Interest Rate/ Type</u>
02-08-07	\$9,390,445	Lake Elsinore Unified School District CFD No 2001-01 Riverside CDIAC Number: 2007-0115 Limited tax obligation bond K-12 school facility Refunding	NR	Neg	(BC) Jones Hall (TR) Zions First Natl Bk (UW) Lake Elsinore Sch FA	09-01-36 Comb	5.5 TIC

### YEARLY FISCAL STATUS REPORT INFORMATION

#### A. FUND BALANCES

<u>Year</u>	<u>Principal Amt Outstanding(\$)</u>	<u>Minimum Bond Reserve(\$)</u>	<u>Bond Reserve Fund(\$)</u>	<u>Capitalized Interest(\$)</u>	<u>Construction Fund(\$)</u>
06/07	9,390,445	0	0	0	1,574,516

#### B. TAX COLLECTION

<u>Taxes Due(\$)</u>	<u>Taxes Unpaid(\$)</u>	<u>Percent</u>	<u>Teeter Plan</u>
686,727	80,724	12	No

#### C. DELINQUENT PARCELS

<u>Year</u>	<u>Reporting Date</u>	<u># of Parcels</u>	<u>Total Amount Due(\$)</u>
06/07	06-30-07	115	144,860

#### D. FORECLOSURE

<u># of Parcels</u>	<u>Total Amount of Taxes Due (\$)</u>
84	74,285

#### E. ASSESSED VALUE OF PARCELS

<u>Reporting Date</u>	<u>Appraisal/ Tax Roll</u>	<u>Assessed Value(\$)</u>
07-01-07	Tax Roll	221,559,843

#### F. MISCELLANEOUS



## 2007 MELLO-ROOS YEARLY FISCAL STATUS REPORT

<u>Date</u>	<u>Amount(\$)</u>	<u>Issuing Entity, County, Type of Debt, Purpose</u>	<u>Rating(s) Enhancmt</u>	<u>Type of Sale</u>	<u>Role, Participant</u>	<u>Maturity Date/ Type</u>	<u>Interest Rate/ Type</u>
02-08-07	\$3,750,463	Lake Elsinore Unified School District CFD No 2001-2 Riverside CDIAC Number: 2007-0116 Limited tax obligation bond K-12 school facility Refunding	NR	Neg	(BC) Jones Hall (TR) Zions First Natl Bk (UW) Lake Elsinore Sch FA	09-01-37 Comb	5.5 TIC

### YEARLY FISCAL STATUS REPORT INFORMATION

#### A. FUND BALANCES

<u>Year</u>	<u>Principal Amt Outstanding(\$)</u>	<u>Minimum Bond Reserve(\$)</u>	<u>Bond Reserve Fund(\$)</u>	<u>Capitalized Interest(\$)</u>	<u>Construction Fund(\$)</u>
06/07	3,750,463	0	0	0	729,508

#### B. TAX COLLECTION

<u>Taxes Due(\$)</u>	<u>Taxes Unpaid(\$)</u>	<u>Percent</u>	<u>Teeter Plan</u>
230,030	12,261	5	No

#### C. DELINQUENT PARCELS

<u>Year</u>	<u>Reporting Date</u>	<u># of Parcels</u>	<u>Total Amount Due(\$)</u>
06/07	06-30-07	12	40,080

#### D. FORECLOSURE

<u># of Parcels</u>	<u>Total Amount of Taxes Due (\$)</u>
0	0

#### E. ASSESSED VALUE OF PARCELS

<u>Reporting Date</u>	<u>Appraisal/ Tax Roll</u>	<u>Assessed Value(\$)</u>
07-01-07	Tax Roll	46,152,426

#### F. MISCELLANEOUS



## 2007 MELLO-ROOS YEARLY FISCAL STATUS REPORT

<u>Date</u>	<u>Amount(\$)</u>	<u>Issuing Entity, County, Type of Debt, Purpose</u>	<u>Rating(s) Enhancmt</u>	<u>Type of Sale</u>	<u>Role, Participant</u>	<u>Maturity Date/ Type</u>	<u>Interest Rate/ Type</u>
02-08-07	\$2,567,618	Lake Elsinore Unified School District CFD No 2001-3 Riverside CDIAC Number: 2007-0117 Limited tax obligation bond K-12 school facility Refunding	NR	Neg	(BC) Jones Hall (TR) Zions First Natl Bk (UW) Lake Elsinore Sch FA	09-01-34 Comb	5.5 TIC

### YEARLY FISCAL STATUS REPORT INFORMATION

#### A. FUND BALANCES

<u>Year</u>	<u>Principal Amt Outstanding(\$)</u>	<u>Minimum Bond Reserve(\$)</u>	<u>Bond Reserve Fund(\$)</u>	<u>Capitalized Interest(\$)</u>	<u>Construction Fund(\$)</u>
06/07	2,567,618	0	0	0	642,681

#### B. TAX COLLECTION

<u>Taxes Due(\$)</u>	<u>Taxes Unpaid(\$)</u>	<u>Percent</u>	<u>Teeter Plan</u>
172,539	17,103	10	No

#### C. DELINQUENT PARCELS

<u>Year</u>	<u>Reporting Date</u>	<u># of Parcels</u>	<u>Total Amount Due(\$)</u>
06/07	06-30-07	20	28,674

#### D. FORECLOSURE

<u># of Parcels</u>	<u>Total Amount of Taxes Due (\$)</u>
14	17,103

#### E. ASSESSED VALUE OF PARCELS

<u>Reporting Date</u>	<u>Appraisal/ Tax Roll</u>	<u>Assessed Value(\$)</u>
07-01-07	Tax Roll	36,691,390

#### F. MISCELLANEOUS



## 2007 MELLO-ROOS YEARLY FISCAL STATUS REPORT

<u>Date</u>	<u>Amount(\$)</u>	<u>Issuing Entity, County, Type of Debt, Purpose</u>	<u>Rating(s) Enhancmt</u>	<u>Type of Sale</u>	<u>Role, Participant</u>	<u>Maturity Date/ Type</u>	<u>Interest Rate/ Type</u>
02-08-07	\$4,608,000	Lake Elsinore Unified School District CFD No 2002-1 Riverside CDIAC Number: 2007-0118 Limited tax obligation bond K-12 school facility Refunding	NR	Neg	(BC) Jones Hall (TR) Zions First Natl Bk (UW) Lake Elsinore Sch FA	09-01-36 Term	5.5 TIC

### YEARLY FISCAL STATUS REPORT INFORMATION

#### A. FUND BALANCES

<u>Year</u>	<u>Principal Amt Outstanding(\$)</u>	<u>Minimum Bond Reserve(\$)</u>	<u>Bond Reserve Fund(\$)</u>	<u>Capitalized Interest(\$)</u>	<u>Construction Fund(\$)</u>
06/07	4,608,000	0	0	0	119,208

#### B. TAX COLLECTION

<u>Taxes Due(\$)</u>	<u>Taxes Unpaid(\$)</u>	<u>Percent</u>	<u>Teeter Plan</u>
353,172	29,341	8	No

#### C. DELINQUENT PARCELS

<u>Year</u>	<u>Reporting Date</u>	<u># of Parcels</u>	<u>Total Amount Due(\$)</u>
06/07	06-30-07	29	52,250

#### D. FORECLOSURE

<u># of Parcels</u>	<u>Total Amount of Taxes Due (\$)</u>
24	27,916

#### E. ASSESSED VALUE OF PARCELS

<u>Reporting Date</u>	<u>Appraisal/ Tax Roll</u>	<u>Assessed Value(\$)</u>
07-01-07	Tax Roll	81,238,616

#### F. MISCELLANEOUS



## 2007 MELLO-ROOS YEARLY FISCAL STATUS REPORT

<u>Date</u>	<u>Amount(\$)</u>	<u>Issuing Entity, County, Type of Debt, Purpose</u>	<u>Rating(s) Enhancmt</u>	<u>Type of Sale</u>	<u>Role, Participant</u>	<u>Maturity Date/ Type</u>	<u>Interest Rate/ Type</u>
02-08-07	\$4,602,113	Lake Elsinore Unified School District CFD No 2003-1 Riverside CDIAC Number: 2007-0119 Limited tax obligation bond K-12 school facility IA A Refunding	NR	Neg	(BC) Jones Hall (TR) Zions First Natl Bk (UW) Lake Elsinore Sch FA	09-01-37 Comb	5.5 TIC

### YEARLY FISCAL STATUS REPORT INFORMATION

#### A. FUND BALANCES

<u>Year</u>	<u>Principal Amt Outstanding(\$)</u>	<u>Minimum Bond Reserve(\$)</u>	<u>Bond Reserve Fund(\$)</u>	<u>Capitalized Interest(\$)</u>	<u>Construction Fund(\$)</u>
06/07	4,602,113	0	0	0	790,583

#### B. TAX COLLECTION

<u>Taxes Due(\$)</u>	<u>Taxes Unpaid(\$)</u>	<u>Percent</u>	<u>Teeter Plan</u>
340,429	45,217	13	No

#### C. DELINQUENT PARCELS

<u>Year</u>	<u>Reporting Date</u>	<u># of Parcels</u>	<u>Total Amount Due(\$)</u>
06/07	06-30-07	33	91,309

#### D. FORECLOSURE

<u># of Parcels</u>	<u>Total Amount of Taxes Due (\$)</u>
25	45,217

#### E. ASSESSED VALUE OF PARCELS

<u>Reporting Date</u>	<u>Appraisal/ Tax Roll</u>	<u>Assessed Value(\$)</u>
07-01-07	Tax Roll	75,427,649

#### F. MISCELLANEOUS



## 2007 MELLO-ROOS YEARLY FISCAL STATUS REPORT

<u>Date</u>	<u>Amount(\$)</u>	<u>Issuing Entity, County, Type of Debt, Purpose</u>	<u>Rating(s) Enhancmt</u>	<u>Type of Sale</u>	<u>Role, Participant</u>	<u>Maturity Date/ Type</u>	<u>Interest Rate/ Type</u>
02-08-07	\$1,726,264	Lake Elsinore Unified School District CFD No 2003-1 Riverside CDIAC Number: 2007-0120 Limited tax obligation bond K-12 school facility IA B Refunding	NR	Neg	(BC) Jones Hall (TR) Zions First Natl Bk (UW) Lake Elsinore Sch FA	09-01-37 Comb	5.5 TIC

### YEARLY FISCAL STATUS REPORT INFORMATION

#### A. FUND BALANCES

<u>Year</u>	<u>Principal Amt Outstanding(\$)</u>	<u>Minimum Bond Reserve(\$)</u>	<u>Bond Reserve Fund(\$)</u>	<u>Capitalized Interest(\$)</u>	<u>Construction Fund(\$)</u>
06/07	1,726,264	0	0	0	364,710

#### B. TAX COLLECTION

<u>Taxes Due(\$)</u>	<u>Taxes Unpaid(\$)</u>	<u>Percent</u>	<u>Teeter Plan</u>
130,502	9,055	7	No

#### C. DELINQUENT PARCELS

<u>Year</u>	<u>Reporting Date</u>	<u># of Parcels</u>	<u>Total Amount Due(\$)</u>
06/07	06-30-07	8	13,016

#### D. FORECLOSURE

<u># of Parcels</u>	<u>Total Amount of Taxes Due (\$)</u>
6	9,055

#### E. ASSESSED VALUE OF PARCELS

<u>Reporting Date</u>	<u>Appraisal/ Tax Roll</u>	<u>Assessed Value(\$)</u>
07-01-07	Tax Roll	27,175,570

#### F. MISCELLANEOUS



## 2007 MELLO-ROOS YEARLY FISCAL STATUS REPORT

<u>Date</u>	<u>Amount(\$)</u>	<u>Issuing Entity, County, Type of Debt, Purpose</u>	<u>Rating(s) Enhancmt</u>	<u>Type of Sale</u>	<u>Role, Participant</u>	<u>Maturity Date/ Type</u>	<u>Interest Rate/ Type</u>
12-01-05	\$3,435,000	Lake Elsinore Unified School District CFD No 2004-2 Riverside CDIAC Number: 2005-1797 Limited tax obligation bond K-12 school facility School Facs, Western & Elsinore Vly MWD Zones 1 & 2	NR	Neg	(BC) Bowie Arneson Wiles (TR) Zions First Natl Bk (UW) Stone & Youngberg	09-01-35 Serial	5.419 NIC

### YEARLY FISCAL STATUS REPORT INFORMATION

#### A. FUND BALANCES

<u>Year</u>	<u>Principal Amt Outstanding(\$)</u>	<u>Minimum Bond Reserve(\$)</u>	<u>Bond Reserve Fund(\$)</u>	<u>Capitalized Interest(\$)</u>	<u>Construction Fund(\$)</u>
05/06	3,435,000	235,420	239,760	141,213	2,384,661
06/07	3,435,000	235,420	239,191	442	2,235,376

#### B. TAX COLLECTION

<u>Year</u>	<u>Taxes Due(\$)</u>	<u>Taxes Unpaid(\$)</u>	<u>Percent</u>	<u>Teeter Plan</u>
05/06	66,856	5,722	9	No
06/07	218,816	10,014	5	No

#### C. DELINQUENT PARCELS

<u>Year</u>	<u>Reporting Date</u>	<u># of Parcels</u>	<u>Total Amount Due(\$)</u>
05/06	06-30-06	2	5,722
06/07	06-30-07	6	17,254

#### D. FORECLOSURE

<u># of Parcels</u>	<u>Total Amount of Taxes Due (\$)</u>
0	0
0	0

#### E. ASSESSED VALUE OF PARCELS

<u>Reporting Date</u>	<u>Appraisal/ Tax Roll</u>	<u>Assessed Value(\$)</u>
10-15-05	Appraisal	24,260,000
07-01-07	Tax Roll	32,526,945

#### F. MISCELLANEOUS



## 2007 MELLO-ROOS YEARLY FISCAL STATUS REPORT

<u>Date</u>	<u>Amount(\$)</u>	<u>Issuing Entity, County, Type of Debt, Purpose</u>	<u>Rating(s) Enhancmt</u>	<u>Type of Sale</u>	<u>Role, Participant</u>	<u>Maturity Date/ Type</u>	<u>Interest Rate/ Type</u>
03-09-05	\$9,645,000	Lake Elsinore Unified School District CFD No 2004-3 Riverside CDIAC Number: 2005-0105 Limited tax obligation bond K-12 school facility School Facs & Water/Wastewater Facs	NR	Neg	(BC) Bowie Arneson Wiles (TR) The Bank of NY Trust Co (UW) Stone & Youngberg	09-01-35 Comb	5.333 NIC

### YEARLY FISCAL STATUS REPORT INFORMATION

#### A. FUND BALANCES

<u>Year</u>	<u>Principal Amt Outstanding(\$)</u>	<u>Minimum Bond Reserve(\$)</u>	<u>Bond Reserve Fund(\$)</u>	<u>Capitalized Interest(\$)</u>	<u>Construction Fund(\$)</u>
04/05	9,645,000	846,796	866,162	964,603	6,439,414
05/06	9,645,000	846,796	896,676	525,413	3,569,484
06/07	9,645,000	874,486	880,025	0	2,158,347

#### B. TAX COLLECTION

<u>Year</u>	<u>Taxes Due(\$)</u>	<u>Taxes Unpaid(\$)</u>	<u>Percent</u>	<u>Teeter Plan</u>
04/05	0	0	0	No
05/06	0	0	0	No
06/07	260,528	14,289	5	No

#### C. DELINQUENT PARCELS

<u>Year</u>	<u>Reporting Date</u>	<u># of Parcels</u>	<u>Total Amount Due(\$)</u>
04/05	06-30-05	0	0
05/06	06-30-06	0	0
06/07	06-30-07	8	14,289

#### D. FORECLOSURE

<u># of Parcels</u>	<u>Total Amount of Taxes Due (\$)</u>
0	0
0	0
6	10,607

#### E. ASSESSED VALUE OF PARCELS

<u>Reporting Date</u>	<u>Appraisal/ Tax Roll</u>	<u>Assessed Value(\$)</u>
01-15-05	Appraisal	36,900,000
07-01-06	Tax Roll	36,672,648
07-01-07	Tax Roll	74,988,994

#### F. MISCELLANEOUS





## 2007 MELLO-ROOS YEARLY FISCAL STATUS REPORT

<u>Date</u>	<u>Amount(\$)</u>	<u>Issuing Entity, County, Type of Debt, Purpose</u>	<u>Rating(s) Enhancmt</u>	<u>Type of Sale</u>	<u>Role, Participant</u>	<u>Maturity Date/ Type</u>	<u>Interest Rate/ Type</u>
12-07-05	\$6,480,000	Lake Elsinore Unified School District CFD No 2005-1 Riverside CDIAC Number: 2005-1796 Limited tax obligation bond K-12 school facility IA No A	NR	Neg	(BC) Bowie Arneson Wiles (TR) Zions First Natl Bk (UW) Stone & Youngberg	09-01-35 Comb	5.471 NIC

### YEARLY FISCAL STATUS REPORT INFORMATION

#### A. FUND BALANCES

<u>Year</u>	<u>Principal Amt Outstanding(\$)</u>	<u>Minimum Bond Reserve(\$)</u>	<u>Bond Reserve Fund(\$)</u>	<u>Capitalized Interest(\$)</u>	<u>Construction Fund(\$)</u>
05/06	6,480,000	585,763	602,354	280,497	5,266,923
06/07	6,480,000	595,664	601,212	0	44,594

#### B. TAX COLLECTION

<u>Taxes Due(\$)</u>	<u>Taxes Unpaid(\$)</u>	<u>Percent</u>	<u>Teeter Plan</u>
0	0	0	No
349,661	51,165	15	No

#### C. DELINQUENT PARCELS

<u>Year</u>	<u>Reporting Date</u>	<u># of Parcels</u>	<u>Total Amount Due(\$)</u>
05/06	06-30-06	0	0
06/07	06-30-07	77	51,165

#### D. FORECLOSURE

<u># of Parcels</u>	<u>Total Amount of Taxes Due (\$)</u>
0	0
66	44,942

#### E. ASSESSED VALUE OF PARCELS

<u>Reporting Date</u>	<u>Appraisal/ Tax Roll</u>	<u>Assessed Value(\$)</u>
09-15-05	Appraisal	94,903,315
07-01-07	Appraisal	232,967,919

#### F. MISCELLANEOUS



## 2007 MELLO-ROOS YEARLY FISCAL STATUS REPORT

<u>Date</u>	<u>Amount(\$)</u>	<u>Issuing Entity, County, Type of Debt, Purpose</u>	<u>Rating(s) Enhancmt</u>	<u>Type of Sale</u>	<u>Role, Participant</u>	<u>Maturity Date/ Type</u>	<u>Interest Rate/ Type</u>
09-28-05	\$7,255,000	Lake Elsinore Unified School District CFD No 2005-3 Riverside CDIAC Number: 2005-1463 Limited tax obligation bond K-12 school facility Estrella Hills School Facs & Elsinore Vly MWD Wtr & Sewer Imp	NR	Neg	(BC) Bowie Arneson Wiles (TR) Zions First Natl Bk (UW) Stone & Youngberg	09-01-35 Comb	5.086 NIC

### YEARLY FISCAL STATUS REPORT INFORMATION

#### A. FUND BALANCES

<u>Year</u>	<u>Principal Amt Outstanding(\$)</u>	<u>Minimum Bond Reserve(\$)</u>	<u>Bond Reserve Fund(\$)</u>	<u>Capitalized Interest(\$)</u>	<u>Construction Fund(\$)</u>
05/06	7,255,000	479,128	490,759	400,041	5,107,159
06/07	7,255,000	479,128	486,802	0	3,265,243

#### B. TAX COLLECTION

<u>Taxes Due(\$)</u>	<u>Taxes Unpaid(\$)</u>	<u>Percent</u>	<u>Teeter Plan</u>
0	0	0	No
459,328	54,849	12	No

#### C. DELINQUENT PARCELS

<u>Year</u>	<u>Reporting Date</u>	<u># of Parcels</u>	<u>Total Amount Due(\$)</u>
05/06	06-30-06	0	0
06/07	06-30-07	27	54,849

#### D. FORECLOSURE

<u># of Parcels</u>	<u>Total Amount of Taxes Due (\$)</u>
0	0
23	45,865

#### E. ASSESSED VALUE OF PARCELS

<u>Reporting Date</u>	<u>Appraisal/ Tax Roll</u>	<u>Assessed Value(\$)</u>
07-01-05	Appraisal	33,300,000
07-01-07	Tax Roll	82,114,855

#### F. MISCELLANEOUS



## 2007 MELLO-ROOS YEARLY FISCAL STATUS REPORT

<u>Date</u>	<u>Amount(\$)</u>	<u>Issuing Entity, County, Type of Debt, Purpose</u>	<u>Rating(s) Enhancmt</u>	<u>Type of Sale</u>	<u>Role, Participant</u>	<u>Maturity Date/ Type</u>	<u>Interest Rate/ Type</u>
04-13-07	\$3,955,000	Lake Elsinore Unified School District CFD No 2005-6 Riverside CDIAC Number: 2006-1482 Limited tax obligation bond K-12 school facility Rosetta Hills IA No A	NR	Neg	(BC) Bowie Arneson Wiles (TR) Zions First Natl Bk (UW) Stone & Youngberg	09-01-37 Comb	5.007 NIC

### YEARLY FISCAL STATUS REPORT INFORMATION

#### A. FUND BALANCES

<u>Year</u>	<u>Principal Amt Outstanding(\$)</u>	<u>Minimum Bond Reserve(\$)</u>	<u>Bond Reserve Fund(\$)</u>	<u>Capitalized Interest(\$)</u>	<u>Construction Fund(\$)</u>
06/07	3,955,000	343,776	345,075	265,033	721,673

#### B. TAX COLLECTION

<u>Taxes Due(\$)</u>	<u>Taxes Unpaid(\$)</u>	<u>Percent</u>	<u>Teeter Plan</u>
0	0	0	No

#### C. DELINQUENT PARCELS

<u>Year</u>	<u>Reporting Date</u>	<u># of Parcels</u>	<u>Total Amount Due(\$)</u>
06/07	06-30-07	0	0

#### D. FORECLOSURE

<u># of Parcels</u>	<u>Total Amount of Taxes Due (\$)</u>
0	0

#### E. ASSESSED VALUE OF PARCELS

<u>Reporting Date</u>	<u>Appraisal/ Tax Roll</u>	<u>Assessed Value(\$)</u>
01-15-07	Appraisal	29,910,000

#### F. MISCELLANEOUS



## 2007 MELLO-ROOS YEARLY FISCAL STATUS REPORT

<u>Date</u>	<u>Amount(\$)</u>	<u>Issuing Entity, County, Type of Debt, Purpose</u>	<u>Rating(s) Enhancmt</u>	<u>Type of Sale</u>	<u>Role, Participant</u>	<u>Maturity Date/ Type</u>	<u>Interest Rate/ Type</u>
12-03-98	\$29,640,000	Lake Elsinore Unified School District CFD No 88-1 Riverside CDIAC Number: 1997-1478 Limited tax obligation bond K-12 school facility Horsethief Canyon Federally Taxable Refunding	NR	Neg	(BC) Bowie Arneson Wiles (TR) State Street Bank Corp (UW) Lake Elsinore Sch FA	09-01-16 Term	6.1 TIC

### YEARLY FISCAL STATUS REPORT INFORMATION

#### A. FUND BALANCES

<u>Year</u>	<u>Principal Amt Outstanding(\$)</u>	<u>Minimum Bond Reserve(\$)</u>	<u>Bond Reserve Fund(\$)</u>	<u>Capitalized Interest(\$)</u>	<u>Construction Fund(\$)</u>	<u>Taxes Due(\$)</u>	<u>Taxes Unpaid(\$)</u>	<u>Percent</u>	<u>Teeter Plan</u>
01/02	26,855,000	3,118,000	3,302,558	0	23,405	2,752,314	98,023	4	No
02/03	26,790,000	3,118,000	3,209,359	0	479,902	3,045,170	124,930	4	No
03/04	25,525,000	3,118,000	3,209,382	0	646	3,226,894	95,992	3	No
04/05	24,140,000	3,118,000	3,394,156	0	654	3,291,447	104,237	3	No
05/06	22,630,000	3,118,000	3,120,156	0	678	3,350,276	232,118	7	No
06/07	20,980,000	0	0	0	243	3,424,396	317,015	9	No

#### B. TAX COLLECTION

#### C. DELINQUENT PARCELS

<u>Year</u>	<u>Reporting Date</u>	<u># of Parcels</u>	<u>Total Amount Due(\$)</u>	<u># of Parcels</u>	<u>Total Amount of Taxes Due (\$)</u>	<u>Reporting Date</u>	<u>Appraisal/ Tax Roll</u>	<u>Assessed Value(\$)</u>
01/02	08-01-01	110	123,491	0	0	06-30-02	Tax Roll	330,769,795
02/03	07-29-03	119	152,388	0	0	06-30-03	Tax Roll	388,166,164
03/04	06-30-04	79	107,607	0	0	06-30-04	Tax Roll	425,524,570
04/05	06-30-05	92	111,982	0	0	07-01-05	Tax Roll	476,645,422
05/06	06-30-06	179	248,740	0	0	07-01-06	Tax Roll	545,471,650
06/07	06-30-07	286	540,732	212	305,523	07-01-07	Tax Roll	595,127,188

#### D. FORECLOSURE

#### E. ASSESSED VALUE OF PARCELS

#### F. MISCELLANEOUS



## 2007 MELLO-ROOS YEARLY FISCAL STATUS REPORT

<u>Date</u>	<u>Amount(\$)</u>	<u>Issuing Entity, County, Type of Debt, Purpose</u>	<u>Rating(s) Enhancmt</u>	<u>Type of Sale</u>	<u>Role, Participant</u>	<u>Maturity Date/ Type</u>	<u>Interest Rate/ Type</u>
04-09-97	\$2,390,000	Lake Elsinore Unified School District CFD No 89-1 Riverside CDIAC Number: 1997-0210 Limited tax obligation bond K-12 school facility Federally Taxable Refunding	S:BBB	Neg	(BC) Bowie Arneson Kadi (TR) US Trust Co of CA (UW) Lake Elsinore Sch FA	09-01-19 Comb	6.132 NIC

### YEARLY FISCAL STATUS REPORT INFORMATION

#### A. FUND BALANCES

<u>Year</u>	<u>Principal Amt Outstanding(\$)</u>	<u>Minimum Bond Reserve(\$)</u>	<u>Bond Reserve Fund(\$)</u>	<u>Capitalized Interest(\$)</u>	<u>Construction Fund(\$)</u>
01/02	2,060,000	193,375	199,107	0	0
02/03	1,970,000	193,375	199,146	0	0
03/04	1,920,000	193,375	199,204	0	0
04/05	1,845,000	193,375	199,292	0	0
05/06	1,765,000	193,375	199,461	0	0
06/07	1,680,000	0	0	0	0

#### B. TAX COLLECTION

<u>Taxes Due(\$)</u>	<u>Taxes Unpaid(\$)</u>	<u>Percent</u>	<u>Teeter Plan</u>
386,601	16,256	4	No
388,636	13,671	4	No
388,647	10,091	3	No
388,647	15,299	4	No
388,647	24,738	6	No
388,647	29,295	8	No

#### C. DELINQUENT PARCELS

<u>Year</u>	<u>Reporting Date</u>	<u># of Parcels</u>	<u>Total Amount Due(\$)</u>
01/02	08-01-02	30	16,256
02/03	07-29-03	36	20,478
03/04	06-30-04	21	13,020
04/05	06-30-05	31	18,228
05/06	06-30-06	47	28,644
06/07	06-30-07	66	48,174

#### D. FORECLOSURE

<u># of Parcels</u>	<u>Total Amount of Taxes Due (\$)</u>
0	0
0	0
0	0
0	0
0	0
49	26,691

#### E. ASSESSED VALUE OF PARCELS

<u>Reporting Date</u>	<u>Appraisal/ Tax Roll</u>	<u>Assessed Value(\$)</u>
06-30-02	Tax Roll	98,409,071
06-30-03	Tax Roll	114,281,721
06-30-04	Tax Roll	123,967,640
07-01-05	Tax Roll	136,317,191
07-01-06	Tax Roll	150,183,198
07-01-07	Tax Roll	159,568,760

#### F. MISCELLANEOUS



## 2007 MELLO-ROOS YEARLY FISCAL STATUS REPORT

<u>Date</u>	<u>Amount(\$)</u>	<u>Issuing Entity, County, Type of Debt, Purpose</u>	<u>Rating(s) Enhancmt</u>	<u>Type of Sale</u>	<u>Role, Participant</u>	<u>Maturity Date/ Type</u>	<u>Interest Rate/ Type</u>
04-09-97	\$2,610,000	Lake Elsinore Unified School District CFD No 90-1 Riverside CDIAC Number: 1997-0211 Limited tax obligation bond K-12 school facility Federally Taxable Refunding	S:BBB	Neg	(BC) Bowie Arneson Kadi (TR) US Trust Co of CA (UW) Lake Elsinore Sch FA	09-01-16 Comb	6.104 NIC

### YEARLY FISCAL STATUS REPORT INFORMATION

#### A. FUND BALANCES

<u>Year</u>	<u>Principal Amt Outstanding(\$)</u>	<u>Minimum Bond Reserve(\$)</u>	<u>Bond Reserve Fund(\$)</u>	<u>Capitalized Interest(\$)</u>	<u>Construction Fund(\$)</u>
01/02	2,315,000	253,449	278,059	0	0
02/03	2,240,000	270,619	278,141	0	0
03/04	2,155,000	270,619	278,233	0	0
04/05	2,060,000	261,000	278,414	0	0
05/06	1,950,000	261,000	278,918	0	0
06/07	1,835,000	0	0	0	0

#### B. TAX COLLECTION

<u>Taxes Due(\$)</u>	<u>Taxes Unpaid(\$)</u>	<u>Percent</u>	<u>Teeter Plan</u>
251,817	6,199	2	No
256,855	11,813	5	No
261,990	2,871	1	No
267,229	10,178	4	No
272,577	13,419	5	No
278,027	17,907	6	No

#### C. DELINQUENT PARCELS

<u>Year</u>	<u>Reporting Date</u>	<u># of Parcels</u>	<u>Total Amount Due(\$)</u>
01/02	08-01-02	8	7,795
02/03	07-29-03	10	15,852
03/04	06-30-04	3	2,871
04/05	06-30-05	8	11,355
05/06	06-30-06	12	17,474
06/07	06-30-07	18	37,090

#### D. FORECLOSURE

<u># of Parcels</u>	<u>Total Amount of Taxes Due (\$)</u>
0	0
0	0
0	0
0	0
0	0
11	17,357

#### E. ASSESSED VALUE OF PARCELS

<u>Reporting Date</u>	<u>Appraisal/ Tax Roll</u>	<u>Assessed Value(\$)</u>
06-30-02	Tax Roll	27,562,925
06-30-03	Tax Roll	30,037,462
06-30-04	Tax Roll	32,851,577
07-01-05	Tax Roll	36,096,290
07-01-06	Tax Roll	38,325,636
07-01-07	Tax Roll	42,639,625

#### F. MISCELLANEOUS



## 2007 MELLO-ROOS YEARLY FISCAL STATUS REPORT

<u>Date</u>	<u>Amount(\$)</u>	<u>Issuing Entity, County, Type of Debt, Purpose</u>	<u>Rating(s) Enhancmt</u>	<u>Type of Sale</u>	<u>Role, Participant</u>	<u>Maturity Date/ Type</u>	<u>Interest Rate/ Type</u>
02-08-07	\$5,149,000	Lake Elsinore Unified School District CFD No 99-1 Riverside CDIAC Number: 2007-0113 Limited tax obligation bond K-12 school facility Refunding	NR	Neg	(BC) Jones Hall (TR) Zions First Natl Bk (UW) Lake Elsinore Sch FA	09-01-33 Term	5.5 TIC

### YEARLY FISCAL STATUS REPORT INFORMATION

#### A. FUND BALANCES

<u>Year</u>	<u>Principal Amt Outstanding(\$)</u>	<u>Minimum Bond Reserve(\$)</u>	<u>Bond Reserve Fund(\$)</u>	<u>Capitalized Interest(\$)</u>	<u>Construction Fund(\$)</u>
06/07	5,149,000	0	0	0	921,956

#### B. TAX COLLECTION

<u>Taxes Due(\$)</u>	<u>Taxes Unpaid(\$)</u>	<u>Percent</u>	<u>Teeter Plan</u>
333,668	22,683	7	No

#### C. DELINQUENT PARCELS

<u>Year</u>	<u>Reporting Date</u>	<u># of Parcels</u>	<u>Total Amount Due(\$)</u>
06/07	06-30-07	48	40,640

#### D. FORECLOSURE

<u># of Parcels</u>	<u>Total Amount of Taxes Due (\$)</u>
32	20,750

#### E. ASSESSED VALUE OF PARCELS

<u>Reporting Date</u>	<u>Appraisal/ Tax Roll</u>	<u>Assessed Value(\$)</u>
07-01-07	Tax Roll	160,143,675

#### F. MISCELLANEOUS



## 2007 MELLO-ROOS YEARLY FISCAL STATUS REPORT

<u>Date</u>	<u>Amount(\$)</u>	<u>Issuing Entity, County, Type of Debt, Purpose</u>	<u>Rating(s) Enhancmt</u>	<u>Type of Sale</u>	<u>Role, Participant</u>	<u>Maturity Date/ Type</u>	<u>Interest Rate/ Type</u>
06-24-03	\$21,940,000	Lee Lake Water District CFD No 1 Riverside CDIAC Number: 2003-1250 Limited tax obligation bond Multiple capital improvements, public works Sycamore Creek	NR	Neg	(BC) Best Best & Krieger (FA) Fieldman Rolapp (TR) BNY Western Trust (UW) O'Connor SW Securities	09-01-33 Comb	6.022 NIC

### YEARLY FISCAL STATUS REPORT INFORMATION

#### A. FUND BALANCES

<u>Year</u>	<u>Principal Amt Outstanding(\$)</u>	<u>Minimum Bond Reserve(\$)</u>	<u>Bond Reserve Fund(\$)</u>	<u>Capitalized Interest(\$)</u>	<u>Construction Fund(\$)</u>
02/03	21,940,000	1,591,663	1,591,663	396,418	2,072,432
03/04	21,610,000	1,591,663	1,599,439	0	4,678,125
04/05	21,270,000	1,591,663	1,608,538	197	20,500,208
05/06	21,270,000	3,092,270	3,187,542	0	1
06/07	20,920,000	3,092,270	3,345,332	0	18,648,356

#### B. TAX COLLECTION

<u>Taxes Due(\$)</u>	<u>Taxes Unpaid(\$)</u>	<u>Percent</u>	<u>Teeter Plan</u>
0	0	0	No
1,610,450	0	0	No
1,612,907	16,548	1	No
2,800,640	57,094	2	No
3,131,848	178,539	6	No

#### C. DELINQUENT PARCELS

<u>Year</u>	<u>Reporting Date</u>	<u># of Parcels</u>	<u>Total Amount Due(\$)</u>
02/03	08-12-03	0	0
03/04	04-30-04	0	0
04/05	09-23-05	17	16,548
05/06	10-04-06	35	59,181
06/07	09-11-07	99	215,692

#### D. FORECLOSURE

<u># of Parcels</u>	<u>Total Amount of Taxes Due (\$)</u>
0	0
0	0
0	0
0	0
0	0

#### E. ASSESSED VALUE OF PARCELS

<u>Reporting Date</u>	<u>Appraisal/ Tax Roll</u>	<u>Assessed Value(\$)</u>
07-01-03	Tax Roll	52,238,445
07-01-04	Tax Roll	61,659,220
07-01-05	Tax Roll	165,230,010
07-01-06	Tax Roll	413,239,433
07-01-07	Tax Roll	571,913,799

#### F. MISCELLANEOUS

Reserve Fund Required, Reserve Fund Balance, and Tax Collection & Delinquent information are combined for 2003 & 2005 issues.





## 2007 MELLO-ROOS YEARLY FISCAL STATUS REPORT

<u>Date</u>	<u>Amount(\$)</u>	<u>Issuing Entity, County, Type of Debt, Purpose</u>	<u>Rating(s) Enhancmt</u>	<u>Type of Sale</u>	<u>Role, Participant</u>	<u>Maturity Date/ Type</u>	<u>Interest Rate/ Type</u>
03-17-05	\$23,060,000	Lee Lake Water District CFD No 1 Riverside CDIAC Number: 2005-0341 Limited tax obligation bond Multiple capital improvements, public works Sycamore Creek	NR	Neg	(BC) Best Best & Krieger (FA) Fieldman Rolapp (TR) The Bank of NY Trust Co (UW) Southwest Securities	09-01-35 Comb	5.196 NIC

### YEARLY FISCAL STATUS REPORT INFORMATION

#### A. FUND BALANCES

<u>Year</u>	<u>Principal Amt Outstanding(\$)</u>	<u>Minimum Bond Reserve(\$)</u>	<u>Bond Reserve Fund(\$)</u>	<u>Capitalized Interest(\$)</u>	<u>Construction Fund(\$)</u>
04/05	23,060,000	1,478,285	1,486,168	197	20,500,208
05/06	23,060,000	3,092,270	3,187,542	37	20,694,246
06/07	23,060,000	1,500,608	1,594,009	0	18,648,356

#### B. TAX COLLECTION

<u>Year</u>	<u>Taxes Due(\$)</u>	<u>Taxes Unpaid(\$)</u>	<u>Percent</u>	<u>Teeter Plan</u>
04/05	1,612,907	16,548	1	No
05/06	2,800,640	57,094	2	No
06/07	3,131,848	178,539	6	No

#### C. DELINQUENT PARCELS

<u>Year</u>	<u>Reporting Date</u>	<u># of Parcels</u>	<u>Total Amount Due(\$)</u>
04/05	09-23-05	17	16,548
05/06	10-04-06	35	59,181
06/07	09-11-07	99	215,692

#### D. FORECLOSURE

<u># of Parcels</u>	<u>Total Amount of Taxes Due (\$)</u>
0	0
0	0
0	0

#### E. ASSESSED VALUE OF PARCELS

<u>Reporting Date</u>	<u>Appraisal/ Tax Roll</u>	<u>Assessed Value(\$)</u>
07-01-05	Tax Roll	165,230,010
07-01-06	Tax Roll	413,239,433
07-01-07	Tax Roll	571,913,799

#### F. MISCELLANEOUS

Reserve Fund Required, Reserve Fund Balance, and Tax Collection & Delinquent information are combined for 2003 & 2005 issues.



## 2007 MELLO-ROOS YEARLY FISCAL STATUS REPORT

<u>Date</u>	<u>Amount(\$)</u>	<u>Issuing Entity, County, Type of Debt, Purpose</u>	<u>Rating(s) Enhancmt</u>	<u>Type of Sale</u>	<u>Role, Participant</u>	<u>Maturity Date/ Type</u>	<u>Interest Rate/ Type</u>
07-30-02	\$6,835,000	Lee Lake Water District CFD No 2 Riverside CDIAC Number: 2002-1388 Limited tax obligation bond Multiple capital improvements, public works Montecito Ranch	NR	Neg	(BC) Best Best & Krieger (FA) Fieldman Rolapp (TR) BNY Western Trust (UW) RBC Dain Rauscher	09-01-32 Comb	6.163 NIC

### YEARLY FISCAL STATUS REPORT INFORMATION

#### A. FUND BALANCES

<u>Year</u>	<u>Principal Amt Outstanding(\$)</u>	<u>Minimum Bond Reserve(\$)</u>	<u>Bond Reserve Fund(\$)</u>	<u>Capitalized Interest(\$)</u>	<u>Construction Fund(\$)</u>
02/03	6,835,000	502,384	504,720	233,939	19,650,000
03/04	6,730,000	502,384	503,225	3,892	639,326
04/05	6,620,000	502,384	507,848	0	646,648
05/06	6,620,000	502,384	511,908	0	549,052
06/07	6,835,000	502,384	537,504	0	573,890

#### B. TAX COLLECTION

<u>Taxes Due(\$)</u>	<u>Taxes Unpaid(\$)</u>	<u>Percent</u>	<u>Teeter Plan</u>
0	0	0	No
319,645	8,314	3	No
518,305	17,843	3	No
576,554	33,081	6	No
605,242	54,571	9	No

#### C. DELINQUENT PARCELS

<u>Year</u>	<u>Reporting Date</u>	<u># of Parcels</u>	<u>Total Amount Due(\$)</u>
02/03	08-12-03	0	0
03/04	04-30-04	8	8,314
04/05		14	17,843
05/06	10-04-06	24	34,780
06/07	09-11-07	32	81,122

#### D. FORECLOSURE

<u># of Parcels</u>	<u>Total Amount of Taxes Due (\$)</u>
0	0
0	0
0	0
0	0
0	0

#### E. ASSESSED VALUE OF PARCELS

<u>Reporting Date</u>	<u>Appraisal/ Tax Roll</u>	<u>Assessed Value(\$)</u>
07-01-03	Tax Roll	31,749,549
07-01-04	Tax Roll	91,039,296
06-30-05	Tax Roll	91,039,296
07-01-06	Tax Roll	156,345,473
07-01-07	Tax Roll	163,080,624

#### F. MISCELLANEOUS



## 2007 MELLO-ROOS YEARLY FISCAL STATUS REPORT

<u>Date</u>	<u>Amount(\$)</u>	<u>Issuing Entity, County, Type of Debt, Purpose</u>	<u>Rating(s) Enhancmt</u>	<u>Type of Sale</u>	<u>Role, Participant</u>	<u>Maturity Date/ Type</u>	<u>Interest Rate/ Type</u>
02-24-04	\$27,310,000	Lee Lake Water District CFD No 3 Riverside CDIAC Number: 2004-0043 Limited tax obligation bond Multiple capital improvements, public works The Retreat	NR	Neg	(BC) Best Best & Krieger (FA) Fieldman Rolapp (TR) BNY Western Trust (UW) O'Connor SW Securities	09-01-34 Comb	5.851 NIC

### YEARLY FISCAL STATUS REPORT INFORMATION

#### A. FUND BALANCES

<u>Year</u>	<u>Principal Amt Outstanding(\$)</u>	<u>Minimum Bond Reserve(\$)</u>	<u>Bond Reserve Fund(\$)</u>	<u>Capitalized Interest(\$)</u>	<u>Construction Fund(\$)</u>
03/04	27,310,000	2,638,231	2,630,287	2,384,289	1,058,470
04/05	27,310,000	2,638,231	2,655,424	808,220	592,491
05/06	27,310,000	2,661,660	2,768,259	381	602,649
06/07	27,310,000	2,686,763	2,778,183	0	3,687,024

#### B. TAX COLLECTION

<u>Taxes Due(\$)</u>	<u>Taxes Unpaid(\$)</u>	<u>Percent</u>	<u>Teeter Plan</u>
0	0	0	No
0	0	0	No
1,632,006	7,094	0	No
1,694,952	204,462	12	No

#### C. DELINQUENT PARCELS

<u>Year</u>	<u>Reporting Date</u>	<u># of Parcels</u>	<u>Total Amount Due(\$)</u>
03/04	04-30-04	0	0
04/05	09-23-05	0	0
05/06	10-04-06	7	7,094
06/07	09-11-07	74	205,303

#### D. FORECLOSURE

<u># of Parcels</u>	<u>Total Amount of Taxes Due (\$)</u>
0	0
0	0
0	0
0	0

#### E. ASSESSED VALUE OF PARCELS

<u>Reporting Date</u>	<u>Appraisal/ Tax Roll</u>	<u>Assessed Value(\$)</u>
07-01-04	Tax Roll	8,248,514
07-01-05	Tax Roll	21,195
07-01-06	Tax Roll	263,390,332
07-01-07	Tax Roll	424,332,849

#### F. MISCELLANEOUS



## 2007 MELLO-ROOS YEARLY FISCAL STATUS REPORT

<u>Date</u>	<u>Amount(\$)</u>	<u>Issuing Entity, County, Type of Debt, Purpose</u>	<u>Rating(s) Enhancmt</u>	<u>Type of Sale</u>	<u>Role, Participant</u>	<u>Maturity Date/ Type</u>	<u>Interest Rate/ Type</u>
01-26-06	\$5,565,000	Menifee Union School District CFD No 2002-1 Riverside CDIAC Number: 2005-2075 Limited tax obligation bond K-12 school facility Refunding	NR	Neg	(BC) Rutan & Tucker (TR) US Bank Natl Assoc (UW) Menifee UnSD PFA	09-01-34 Term	4.525 TIC

### YEARLY FISCAL STATUS REPORT INFORMATION

#### A. FUND BALANCES

<u>Year</u>	<u>Principal Amt Outstanding(\$)</u>	<u>Minimum Bond Reserve(\$)</u>	<u>Bond Reserve Fund(\$)</u>	<u>Capitalized Interest(\$)</u>	<u>Construction Fund(\$)</u>
05/06	5,565,000	0	0	0	937,225
06/07	5,355,000	0	0	0	8

#### B. TAX COLLECTION

<u>Taxes Due(\$)</u>	<u>Taxes Unpaid(\$)</u>	<u>Percent</u>	<u>Teeter Plan</u>
403,998	49,492	12	No
403,998	59,833	15	No

#### C. DELINQUENT PARCELS

<u>Year</u>	<u>Reporting Date</u>	<u># of Parcels</u>	<u>Total Amount Due(\$)</u>
05/06	06-30-06	67	52,129
06/07	06-30-07	90	87,683

#### D. FORECLOSURE

<u># of Parcels</u>	<u>Total Amount of Taxes Due (\$)</u>
0	0
71	56,856

#### E. ASSESSED VALUE OF PARCELS

<u>Reporting Date</u>	<u>Appraisal/ Tax Roll</u>	<u>Assessed Value(\$)</u>
07-01-06	Tax Roll	155,299,040
07-01-07	Tax Roll	162,637,753

#### F. MISCELLANEOUS

Date Foreclosure commenced represents the Board date.



## 2007 MELLO-ROOS YEARLY FISCAL STATUS REPORT

<u>Date</u>	<u>Amount(\$)</u>	<u>Issuing Entity, County, Type of Debt, Purpose</u>	<u>Rating(s) Enhancmt</u>	<u>Type of Sale</u>	<u>Role, Participant</u>	<u>Maturity Date/ Type</u>	<u>Interest Rate/ Type</u>
07-28-04	\$8,250,000	Menifee Union School District CFD No 2002-2 Riverside CDIAC Number: 2003-2214 Limited tax obligation bond Multiple capital improvements, public works Cap Imp & School Facs	NR	Neg	(BC) Rutan & Tucker (TR) US Bank Natl Assoc (UW) Stone & Youngberg	09-01-34 Comb	6.042 NIC

### YEARLY FISCAL STATUS REPORT INFORMATION

#### A. FUND BALANCES

<u>Year</u>	<u>Principal Amt Outstanding(\$)</u>	<u>Minimum Bond Reserve(\$)</u>	<u>Bond Reserve Fund(\$)</u>	<u>Capitalized Interest(\$)</u>	<u>Construction Fund(\$)</u>
04/05	8,250,000	603,433	607,795	234,315	6,857,145
05/06	8,250,000	603,433	611,904	0	5,207,615
06/07	8,120,000	603,433	615,668	0	3,328,314

#### B. TAX COLLECTION

<u>Year</u>	<u>Taxes Due(\$)</u>	<u>Taxes Unpaid(\$)</u>	<u>Percent</u>	<u>Teeter Plan</u>
04/05	0	0	0	No
05/06	629,251	14,386	2	No
06/07	616,951	86,611	14	No

#### C. DELINQUENT PARCELS

<u>Year</u>	<u>Reporting Date</u>	<u># of Parcels</u>	<u>Total Amount Due(\$)</u>
04/05	06-30-05	0	0
05/06	06-30-06	10	14,386
06/07	06-30-07	52	131,404

#### D. FORECLOSURE

<u># of Parcels</u>	<u>Total Amount of Taxes Due (\$)</u>
0	0
0	0
41	85,244

#### E. ASSESSED VALUE OF PARCELS

<u>Reporting Date</u>	<u>Appraisal/ Tax Roll</u>	<u>Assessed Value(\$)</u>
07-01-05	Appraisal	30,843,293
07-01-06	Tax Roll	83,991,175
07-01-07	Tax Roll	132,888,441

#### F. MISCELLANEOUS



## 2007 MELLO-ROOS YEARLY FISCAL STATUS REPORT

<u>Date</u>	<u>Amount(\$)</u>	<u>Issuing Entity, County, Type of Debt, Purpose</u>	<u>Rating(s) Enhancmt</u>	<u>Type of Sale</u>	<u>Role, Participant</u>	<u>Maturity Date/ Type</u>	<u>Interest Rate/ Type</u>
01-26-06	\$4,405,000	Menifee Union School District CFD No 2002-3 Riverside CDIAC Number: 2005-2076 Limited tax obligation bond K-12 school facility Refunding	NR	Neg	(BC) Rutan & Tucker (TR) US Bank Natl Assoc (UW) Menifee UnSD PFA	09-01-33 Term	4.525 TIC

### YEARLY FISCAL STATUS REPORT INFORMATION

#### A. FUND BALANCES

<u>Year</u>	<u>Principal Amt Outstanding(\$)</u>	<u>Minimum Bond Reserve(\$)</u>	<u>Bond Reserve Fund(\$)</u>	<u>Capitalized Interest(\$)</u>	<u>Construction Fund(\$)</u>
05/06	4,405,000	0	0	0	608,192
06/07	4,380,000	0	0	0	2,517

#### B. TAX COLLECTION

<u>Year</u>	<u>Taxes Due(\$)</u>	<u>Taxes Unpaid(\$)</u>	<u>Percent</u>	<u>Teeter Plan</u>
05/06	324,890	16,885	5	No
06/07	327,115	23,844	7	No

#### C. DELINQUENT PARCELS

<u>Year</u>	<u>Reporting Date</u>	<u># of Parcels</u>	<u>Total Amount Due(\$)</u>
05/06	06-30-06	12	19,767
06/07	06-30-07	21	58,302

#### D. FORECLOSURE

<u># of Parcels</u>	<u>Total Amount of Taxes Due (\$)</u>
0	0
13	20,716

#### E. ASSESSED VALUE OF PARCELS

<u>Reporting Date</u>	<u>Appraisal/ Tax Roll</u>	<u>Assessed Value(\$)</u>
07-01-06	Tax Roll	63,669,433
06-30-07	Tax Roll	68,100,590

#### F. MISCELLANEOUS



## 2007 MELLO-ROOS YEARLY FISCAL STATUS REPORT

<u>Date</u>	<u>Amount(\$)</u>	<u>Issuing Entity, County, Type of Debt, Purpose</u>	<u>Rating(s) Enhancmt</u>	<u>Type of Sale</u>	<u>Role, Participant</u>	<u>Maturity Date/ Type</u>	<u>Interest Rate/ Type</u>
12-09-04	\$2,405,000	Menifee Union School District CFD No 2002-4 Riverside CDIAC Number: 2004-1621 Limited tax obligation bond K-12 school facility	NR	Neg	(BC) Rutan & Tucker (TR) US Bank Natl Assoc (UW) Stone & Youngberg	09-01-34 Comb	5.395 NIC

### YEARLY FISCAL STATUS REPORT INFORMATION

#### A. FUND BALANCES

<u>Year</u>	<u>Principal Amt Outstanding(\$)</u>	<u>Minimum Bond Reserve(\$)</u>	<u>Bond Reserve Fund(\$)</u>	<u>Capitalized Interest(\$)</u>	<u>Construction Fund(\$)</u>
04/05	2,405,000	165,098	166,290	59,487	1,374,691
05/06	2,405,000	165,098	167,415	0	1,424,349
06/07	2,360,000	165,098	168,446	0	436,532

#### B. TAX COLLECTION

<u>Taxes Due(\$)</u>	<u>Taxes Unpaid(\$)</u>	<u>Percent</u>	<u>Teeter Plan</u>
44,025	488	1	No
180,644	4,652	3	No
197,632	22,673	11	No

#### C. DELINQUENT PARCELS

<u>Year</u>	<u>Reporting Date</u>	<u># of Parcels</u>	<u>Total Amount Due(\$)</u>
04/05	06-30-05	1	488
05/06	06-30-06	9	4,652
06/07	06-30-07	37	34,255

#### D. FORECLOSURE

<u># of Parcels</u>	<u>Total Amount of Taxes Due (\$)</u>
0	0
0	0
21	17,481

#### E. ASSESSED VALUE OF PARCELS

<u>Reporting Date</u>	<u>Appraisal/ Tax Roll</u>	<u>Assessed Value(\$)</u>
07-01-05	Tax Roll	29,669,718
07-01-06	Tax Roll	56,719,967
06-30-07	Tax Roll	86,213,557

#### F. MISCELLANEOUS



## 2007 MELLO-ROOS YEARLY FISCAL STATUS REPORT

<u>Date</u>	<u>Amount(\$)</u>	<u>Issuing Entity, County, Type of Debt, Purpose</u>	<u>Rating(s) Enhancmt</u>	<u>Type of Sale</u>	<u>Role, Participant</u>	<u>Maturity Date/ Type</u>	<u>Interest Rate/ Type</u>
12-09-04	\$6,195,000	Menifee Union School District CFD No 2002-5 Riverside CDIAC Number: 2004-1622 Limited tax obligation bond K-12 school facility School Facs & Cap Imp	NR	Neg	(BC) Rutan & Tucker (TR) US Bank Natl Assoc (UW) Stone & Youngberg	09-01-34 Comb	5.369 NIC

### YEARLY FISCAL STATUS REPORT INFORMATION

#### A. FUND BALANCES

<u>Year</u>	<u>Principal Amt Outstanding(\$)</u>	<u>Minimum Bond Reserve(\$)</u>	<u>Bond Reserve Fund(\$)</u>	<u>Capitalized Interest(\$)</u>	<u>Construction Fund(\$)</u>
04/05	6,195,000	421,119	424,160	153,280	2,351,635
05/06	6,195,000	431,119	427,030	0	1,396,720
06/07	6,085,000	421,119	429,661	0	1,042,046

#### B. TAX COLLECTION

<u>Year</u>	<u>Taxes Due(\$)</u>	<u>Taxes Unpaid(\$)</u>	<u>Percent</u>	<u>Teeter Plan</u>
04/05	0	0	0	No
05/06	491,396	40,216	8	No
06/07	491,396	70,582	14	No

#### C. DELINQUENT PARCELS

<u>Year</u>	<u>Reporting Date</u>	<u># of Parcels</u>	<u>Total Amount Due(\$)</u>
04/05	06-30-05	0	0
05/06	06-30-06	32	40,216
06/07	06-30-07	81	145,344

#### D. FORECLOSURE

<u># of Parcels</u>	<u>Total Amount of Taxes Due (\$)</u>
0	0
0	0
46	60,498

#### E. ASSESSED VALUE OF PARCELS

<u>Reporting Date</u>	<u>Appraisal/ Tax Roll</u>	<u>Assessed Value(\$)</u>
07-01-05	Tax Roll	37,006,823
07-01-06	Tax Roll	116,533,845
06-30-07	Tax Roll	131,089,044

#### F. MISCELLANEOUS





## 2007 MELLO-ROOS YEARLY FISCAL STATUS REPORT

<u>Date</u>	<u>Amount(\$)</u>	<u>Issuing Entity, County, Type of Debt, Purpose</u>	<u>Rating(s) Enhancmt</u>	<u>Type of Sale</u>	<u>Role, Participant</u>	<u>Maturity Date/ Type</u>	<u>Interest Rate/ Type</u>
01-20-05	\$2,315,000	Menifee Union School District CFD No 2003-1 Riverside CDIAC Number: 2005-0123 Limited tax obligation bond K-12 school facility School Facs & Cap Imp	NR	Neg	(BC) Rutan & Tucker (TR) US Bank Natl Assoc (UW) Stone & Youngberg	09-01-35 Comb	5.387 NIC

### YEARLY FISCAL STATUS REPORT INFORMATION

#### A. FUND BALANCES

<u>Year</u>	<u>Principal Amt Outstanding(\$)</u>	<u>Minimum Bond Reserve(\$)</u>	<u>Bond Reserve Fund(\$)</u>	<u>Capitalized Interest(\$)</u>	<u>Construction Fund(\$)</u>
04/05	2,315,000	156,340	157,452	123,092	1,735,618
05/06	2,315,000	156,340	161,251	0	935,586
06/07	2,275,000	156,340	163,444	0	737,988

#### B. TAX COLLECTION

<u>Year</u>	<u>Taxes Due(\$)</u>	<u>Taxes Unpaid(\$)</u>	<u>Percent</u>	<u>Teeter Plan</u>
04/05	0	0	0	No
05/06	125,789	3,931	3	No
06/07	201,999	20,023	10	No

#### C. DELINQUENT PARCELS

<u>Year</u>	<u>Reporting Date</u>	<u># of Parcels</u>	<u>Total Amount Due(\$)</u>
04/05	06-30-05	0	0
05/06	06-30-06	5	3,931
06/07	06-30-07	19	28,936

#### D. FORECLOSURE

<u># of Parcels</u>	<u>Total Amount of Taxes Due (\$)</u>
0	0
0	0
13	18,164

#### E. ASSESSED VALUE OF PARCELS

<u>Reporting Date</u>	<u>Appraisal/ Tax Roll</u>	<u>Assessed Value(\$)</u>
07-01-05	Appraisal	13,405,000
07-01-06	Tax Roll	23,219,209
06-30-07	Tax Roll	48,635,224

#### F. MISCELLANEOUS



## 2007 MELLO-ROOS YEARLY FISCAL STATUS REPORT

<u>Date</u>	<u>Amount(\$)</u>	<u>Issuing Entity, County, Type of Debt, Purpose</u>	<u>Rating(s) Enhancmt</u>	<u>Type of Sale</u>	<u>Role, Participant</u>	<u>Maturity Date/ Type</u>	<u>Interest Rate/ Type</u>
12-06-06	\$10,900,000	Menifee Union School District CFD No 2003-2 Riverside CDIAC Number: 2006-1269 Limited tax obligation bond K-12 school facility The Lakes IA A	NR	Neg	(BC) Rutan & Tucker (TR) US Bank Natl Assoc (UW) Stone & Youngberg	09-01-36 Comb	5.044 NIC

### YEARLY FISCAL STATUS REPORT INFORMATION

#### A. FUND BALANCES

<u>Year</u>	<u>Principal Amt Outstanding(\$)</u>	<u>Minimum Bond Reserve(\$)</u>	<u>Bond Reserve Fund(\$)</u>	<u>Capitalized Interest(\$)</u>	<u>Construction Fund(\$)</u>
06/07	10,900,000	729,473	738,353	542,045	1,898,478

#### B. TAX COLLECTION

<u>Taxes Due(\$)</u>	<u>Taxes Unpaid(\$)</u>	<u>Percent</u>	<u>Teeter Plan</u>
0	0	0	No

#### C. DELINQUENT PARCELS

<u>Year</u>	<u>Reporting Date</u>	<u># of Parcels</u>	<u>Total Amount Due(\$)</u>
06/07	06-30-07	0	0

#### D. FORECLOSURE

<u># of Parcels</u>	<u>Total Amount of Taxes Due (\$)</u>
0	0

#### E. ASSESSED VALUE OF PARCELS

<u>Reporting Date</u>	<u>Appraisal/ Tax Roll</u>	<u>Assessed Value(\$)</u>
10-17-06	Appraisal	42,605,000

#### F. MISCELLANEOUS



## 2007 MELLO-ROOS YEARLY FISCAL STATUS REPORT

<u>Date</u>	<u>Amount(\$)</u>	<u>Issuing Entity, County, Type of Debt, Purpose</u>	<u>Rating(s) Enhancmt</u>	<u>Type of Sale</u>	<u>Role, Participant</u>	<u>Maturity Date/ Type</u>	<u>Interest Rate/ Type</u>
01-26-06	\$2,810,000	Menifee Union School District CFD No 2003-3 Riverside CDIAC Number: 2005-2077 Limited tax obligation bond K-12 school facility Refunding	NR	Neg	(BC) Rutan & Tucker (TR) US Bank Natl Assoc (UW) Menifee UnSD PFA	09-01-33 Term	4.525 TIC

### YEARLY FISCAL STATUS REPORT INFORMATION

#### A. FUND BALANCES

<u>Year</u>	<u>Principal Amt Outstanding(\$)</u>	<u>Minimum Bond Reserve(\$)</u>	<u>Bond Reserve Fund(\$)</u>	<u>Capitalized Interest(\$)</u>	<u>Construction Fund(\$)</u>
05/06	2,810,000	0	0	0	331,611
06/07	2,790,000	0	0	0	1,693

#### B. TAX COLLECTION

<u>Year</u>	<u>Taxes Due(\$)</u>	<u>Taxes Unpaid(\$)</u>	<u>Percent</u>	<u>Teeter Plan</u>
05/06	221,279	17,833	8	No
06/07	221,279	17,013	8	No

#### C. DELINQUENT PARCELS

<u>Year</u>	<u>Reporting Date</u>	<u># of Parcels</u>	<u>Total Amount Due(\$)</u>
05/06	06-30-06	16	17,833
06/07	06-30-07	23	43,367

#### D. FORECLOSURE

<u># of Parcels</u>	<u>Total Amount of Taxes Due (\$)</u>
0	0
12	15,450

#### E. ASSESSED VALUE OF PARCELS

<u>Reporting Date</u>	<u>Appraisal/ Tax Roll</u>	<u>Assessed Value(\$)</u>
07-01-06	Tax Roll	52,653,776
07-01-07	Tax Roll	55,239,652

#### F. MISCELLANEOUS



## 2007 MELLO-ROOS YEARLY FISCAL STATUS REPORT

<u>Date</u>	<u>Amount(\$)</u>	<u>Issuing Entity, County, Type of Debt, Purpose</u>	<u>Rating(s) Enhancmt</u>	<u>Type of Sale</u>	<u>Role, Participant</u>	<u>Maturity Date/ Type</u>	<u>Interest Rate/ Type</u>
06-28-05	\$2,580,000	Menifee Union School District CFD No 2003-4 Riverside CDIAC Number: 2005-0353 Limited tax obligation bond K-12 school facility Lennar Homes of CA	NR	Neg	(BC) Rutan & Tucker (TR) US Bank Natl Assoc (UW) Stone & Youngberg	09-01-35 Comb	5.18 NIC

### YEARLY FISCAL STATUS REPORT INFORMATION

#### A. FUND BALANCES

<u>Year</u>	<u>Principal Amt Outstanding(\$)</u>	<u>Minimum Bond Reserve(\$)</u>	<u>Bond Reserve Fund(\$)</u>	<u>Capitalized Interest(\$)</u>	<u>Construction Fund(\$)</u>
05/06	2,580,000	173,220	175,652	62,906	1,841,364
06/07	2,580,000	173,220	176,734	0	447,497

#### B. TAX COLLECTION

<u>Taxes Due(\$)</u>	<u>Taxes Unpaid(\$)</u>	<u>Percent</u>	<u>Teeter Plan</u>
0	0	0	No
204,655	23,615	12	No

#### C. DELINQUENT PARCELS

<u>Year</u>	<u>Reporting Date</u>	<u># of Parcels</u>	<u>Total Amount Due(\$)</u>
05/06	06-30-06	0	0
06/07	06-30-07	28	23,615

#### D. FORECLOSURE

<u># of Parcels</u>	<u>Total Amount of Taxes Due (\$)</u>
0	0
27	22,732

#### E. ASSESSED VALUE OF PARCELS

<u>Reporting Date</u>	<u>Appraisal/ Tax Roll</u>	<u>Assessed Value(\$)</u>
07-01-06	Tax Roll	44,706,500
06-30-07	Tax Roll	99,046,992

#### F. MISCELLANEOUS



## 2007 MELLO-ROOS YEARLY FISCAL STATUS REPORT

<u>Date</u>	<u>Amount(\$)</u>	<u>Issuing Entity, County, Type of Debt, Purpose</u>	<u>Rating(s) Enhancmt</u>	<u>Type of Sale</u>	<u>Role, Participant</u>	<u>Maturity Date/ Type</u>	<u>Interest Rate/ Type</u>
07-22-05	\$4,480,000	Menifee Union School District CFD No 2004-2 Riverside CDIAC Number: 2005-0354 Limited tax obligation bond K-12 school facility School Facilities, Wtr & Sewer Fac	NR	Neg	(BC) Rutan & Tucker (TR) US Bank Natl Assoc (UW) Stone & Youngberg	09-01-35 Comb	5.22 NIC

### YEARLY FISCAL STATUS REPORT INFORMATION

#### A. FUND BALANCES

<u>Year</u>	<u>Principal Amt Outstanding(\$)</u>	<u>Minimum Bond Reserve(\$)</u>	<u>Bond Reserve Fund(\$)</u>	<u>Capitalized Interest(\$)</u>	<u>Construction Fund(\$)</u>
05/06	4,480,000	306,393	310,693	323,285	2,703,436
06/07	4,480,000	306,393	320,269	111,755	2,319,645

#### B. TAX COLLECTION

<u>Year</u>	<u>Taxes Due(\$)</u>	<u>Taxes Unpaid(\$)</u>	<u>Percent</u>	<u>Teeter Plan</u>
05/06	0	0	0	No
06/07	137,258	25,500	19	No

#### C. DELINQUENT PARCELS

<u>Year</u>	<u>Reporting Date</u>	<u># of Parcels</u>	<u>Total Amount Due(\$)</u>
05/06	06-30-06	0	0
06/07	06-30-07	12	25,500

#### D. FORECLOSURE

<u># of Parcels</u>	<u>Total Amount of Taxes Due (\$)</u>
0	0
11	24,318

#### E. ASSESSED VALUE OF PARCELS

<u>Reporting Date</u>	<u>Appraisal/ Tax Roll</u>	<u>Assessed Value(\$)</u>
06-01-05	Appraisal	14,245,000
06-30-07	Tax Roll	41,720,827

#### F. MISCELLANEOUS



## 2007 MELLO-ROOS YEARLY FISCAL STATUS REPORT

<u>Date</u>	<u>Amount(\$)</u>	<u>Issuing Entity, County, Type of Debt, Purpose</u>	<u>Rating(s) Enhancmt</u>	<u>Type of Sale</u>	<u>Role, Participant</u>	<u>Maturity Date/ Type</u>	<u>Interest Rate/ Type</u>
01-14-05	\$4,160,000	Menifee Union School District CFD No 2004-3 Riverside CDIAC Number: 2004-1623 Limited tax obligation bond K-12 school facility School Facs & Cap Imp	NR	Neg	(BC) Rutan & Tucker (TR) US Bank Natl Assoc (UW) Stone & Youngberg	09-01-35 Comb	5.433 NIC

### YEARLY FISCAL STATUS REPORT INFORMATION

#### A. FUND BALANCES

<u>Year</u>	<u>Principal Amt Outstanding(\$)</u>	<u>Minimum Bond Reserve(\$)</u>	<u>Bond Reserve Fund(\$)</u>	<u>Capitalized Interest(\$)</u>	<u>Construction Fund(\$)</u>
04/05	4,160,000	282,813	284,927	124,249	600,431
05/06	4,160,000	282,813	286,782	0	632,774
06/07	4,090,000	282,813	288,549	0	430,040

#### B. TAX COLLECTION

<u>Year</u>	<u>Taxes Due(\$)</u>	<u>Taxes Unpaid(\$)</u>	<u>Percent</u>	<u>Teeter Plan</u>
04/05	0	0	0	No
05/06	310,517	23,728	8	No
06/07	342,438	42,470	12	No

#### C. DELINQUENT PARCELS

<u>Year</u>	<u>Reporting Date</u>	<u># of Parcels</u>	<u>Total Amount Due(\$)</u>
04/05	06-30-05	0	0
05/06	06-30-06	12	23,728
06/07	06-30-07	31	82,854

#### D. FORECLOSURE

<u># of Parcels</u>	<u>Total Amount of Taxes Due (\$)</u>
0	0
0	0
18	37,672

#### E. ASSESSED VALUE OF PARCELS

<u>Reporting Date</u>	<u>Appraisal/ Tax Roll</u>	<u>Assessed Value(\$)</u>
07-01-05	Tax Roll	36,419,128
07-01-06	Tax Roll	76,572,332
07-01-07	Tax Roll	81,882,029

#### F. MISCELLANEOUS



## 2007 MELLO-ROOS YEARLY FISCAL STATUS REPORT

<u>Date</u>	<u>Amount(\$)</u>	<u>Issuing Entity, County, Type of Debt, Purpose</u>	<u>Rating(s) Enhancmt</u>	<u>Type of Sale</u>	<u>Role, Participant</u>	<u>Maturity Date/ Type</u>	<u>Interest Rate/ Type</u>
04-06-05	\$2,460,000	Menifee Union School District CFD No 2004-4 Riverside CDIAC Number: 2005-0125 Limited tax obligation bond Multiple capital improvements, public works School, Eastern MWD & Vly-Wide Rec & Pk Dist	NR	Neg	(BC) Rutan & Tucker (TR) US Bank Natl Assoc (UW) Stone & Youngberg	09-01-35 Comb	5.419 NIC

### YEARLY FISCAL STATUS REPORT INFORMATION

#### A. FUND BALANCES

<u>Year</u>	<u>Principal Amt Outstanding(\$)</u>	<u>Minimum Bond Reserve(\$)</u>	<u>Bond Reserve Fund(\$)</u>	<u>Capitalized Interest(\$)</u>	<u>Construction Fund(\$)</u>
04/05	2,460,000	169,693	170,159	187,966	1,593,569
05/06	2,460,000	169,693	172,074	81,013	551,698
06/07	2,460,000	169,693	173,134	0	479,200

#### B. TAX COLLECTION

<u>Year</u>	<u>Taxes Due(\$)</u>	<u>Taxes Unpaid(\$)</u>	<u>Percent</u>	<u>Teeter Plan</u>
04/05	0	0	0	No
05/06	71,923	1,154	2	No
06/07	215,210	35,240	16	No

#### C. DELINQUENT PARCELS

<u>Year</u>	<u>Reporting Date</u>	<u># of Parcels</u>	<u>Total Amount Due(\$)</u>
04/05	06-30-05	0	0
05/06	06-30-06	1	1,154
06/07	06-30-07	20	49,392

#### D. FORECLOSURE

<u># of Parcels</u>	<u>Total Amount of Taxes Due (\$)</u>
0	0
0	0
17	34,146

#### E. ASSESSED VALUE OF PARCELS

<u>Reporting Date</u>	<u>Appraisal/ Tax Roll</u>	<u>Assessed Value(\$)</u>
07-01-05	Appraisal	11,295,000
07-01-06	Tax Roll	33,846,786
07-01-07	Tax Roll	48,603,902

#### F. MISCELLANEOUS



## 2007 MELLO-ROOS YEARLY FISCAL STATUS REPORT

<u>Date</u>	<u>Amount(\$)</u>	<u>Issuing Entity, County, Type of Debt, Purpose</u>	<u>Rating(s) Enhancmt</u>	<u>Type of Sale</u>	<u>Role, Participant</u>	<u>Maturity Date/ Type</u>	<u>Interest Rate/ Type</u>
01-19-06	\$4,625,000	Menifee Union School District CFD No 2004-5 Riverside CDIAC Number: 2005-0126 Limited tax obligation bond K-12 school facility School, EMWD, Vly-Wide Rec & Pk Dist	NR	Neg	(BC) Rutan & Tucker (TR) US Bank Natl Assoc (UW) Stone & Youngberg	09-01-36 Comb	5.32 NIC

### YEARLY FISCAL STATUS REPORT INFORMATION

#### A. FUND BALANCES

<u>Year</u>	<u>Principal Amt Outstanding(\$)</u>	<u>Minimum Bond Reserve(\$)</u>	<u>Bond Reserve Fund(\$)</u>	<u>Capitalized Interest(\$)</u>	<u>Construction Fund(\$)</u>
05/06	4,625,000	309,118	313,406	234,548	3,847,066
06/07	4,625,000	309,118	315,388	0	2,534,992

#### B. TAX COLLECTION

<u>Taxes Due(\$)</u>	<u>Taxes Unpaid(\$)</u>	<u>Percent</u>	<u>Teeter Plan</u>
0	0	0	No
356,013	29,764	8	No

#### C. DELINQUENT PARCELS

<u>Year</u>	<u>Reporting Date</u>	<u># of Parcels</u>	<u>Total Amount Due(\$)</u>
05/06	06-30-06	0	0
06/07	06-30-07	19	29,764

#### D. FORECLOSURE

<u># of Parcels</u>	<u>Total Amount of Taxes Due (\$)</u>
0	0
17	27,640

#### E. ASSESSED VALUE OF PARCELS

<u>Reporting Date</u>	<u>Appraisal/ Tax Roll</u>	<u>Assessed Value(\$)</u>
11-14-05	Appraisal	21,810,000
07-01-07	Tax Roll	75,436,595

#### F. MISCELLANEOUS





## 2007 MELLO-ROOS YEARLY FISCAL STATUS REPORT

<u>Date</u>	<u>Amount(\$)</u>	<u>Issuing Entity, County, Type of Debt, Purpose</u>	<u>Rating(s) Enhancmt</u>	<u>Type of Sale</u>	<u>Role, Participant</u>	<u>Maturity Date/ Type</u>	<u>Interest Rate/ Type</u>
06-29-06	\$4,740,000	Menifee Union School District CFD No 2005-2 Riverside CDIAC Number: 2005-0320 Limited tax obligation bond K-12 school facility Schools & Eastern MWD Water/Sewer Facs	NR	Neg	(BC) Rutan & Tucker (TR) US Bank Natl Assoc (UW) Stone & Youngberg	09-01-36 Comb	5.434 NIC

### YEARLY FISCAL STATUS REPORT INFORMATION

#### A. FUND BALANCES

<u>Year</u>	<u>Principal Amt Outstanding(\$)</u>	<u>Minimum Bond Reserve(\$)</u>	<u>Bond Reserve Fund(\$)</u>	<u>Capitalized Interest(\$)</u>	<u>Construction Fund(\$)</u>
06/07	4,740,000	326,178	340,383	126,194	2,579,313

#### B. TAX COLLECTION

<u>Taxes Due(\$)</u>	<u>Taxes Unpaid(\$)</u>	<u>Percent</u>	<u>Teeter Plan</u>
0	0	0	No

#### C. DELINQUENT PARCELS

<u>Year</u>	<u>Reporting Date</u>	<u># of Parcels</u>	<u>Total Amount Due(\$)</u>
06/07	06-30-07	0	0

#### D. FORECLOSURE

<u># of Parcels</u>	<u>Total Amount of Taxes Due (\$)</u>
0	0

#### E. ASSESSED VALUE OF PARCELS

<u>Reporting Date</u>	<u>Appraisal/ Tax Roll</u>	<u>Assessed Value(\$)</u>
05-15-06	Appraisal	26,780,000

#### F. MISCELLANEOUS



## 2007 MELLO-ROOS YEARLY FISCAL STATUS REPORT

<u>Date</u>	<u>Amount(\$)</u>	<u>Issuing Entity, County, Type of Debt, Purpose</u>	<u>Rating(s) Enhancmt</u>	<u>Type of Sale</u>	<u>Role, Participant</u>	<u>Maturity Date/ Type</u>	<u>Interest Rate/ Type</u>
03-15-07	\$2,040,000	Menifee Union School District CFD No 2006-3 Riverside CDIAC Number: 2007-0111 Limited tax obligation bond K-12 school facility School & EMWD Fac	NR	Neg	(BC) Rutan & Tucker (TR) US Bank Natl Assoc (UW) Stone & Youngberg	09-01-37 Comb	5.024 NIC

### YEARLY FISCAL STATUS REPORT INFORMATION

#### A. FUND BALANCES

<u>Year</u>	<u>Principal Amt Outstanding(\$)</u>	<u>Minimum Bond Reserve(\$)</u>	<u>Bond Reserve Fund(\$)</u>	<u>Capitalized Interest(\$)</u>	<u>Construction Fund(\$)</u>
06/07	2,040,000	135,410	136,422	72,971	168,258

#### B. TAX COLLECTION

<u>Taxes Due(\$)</u>	<u>Taxes Unpaid(\$)</u>	<u>Percent</u>	<u>Teeter Plan</u>
0	0	0	No

#### C. DELINQUENT PARCELS

<u>Year</u>	<u>Reporting Date</u>	<u># of Parcels</u>	<u>Total Amount Due(\$)</u>
06/07	06-30-07	0	0

#### D. FORECLOSURE

<u># of Parcels</u>	<u>Total Amount of Taxes Due (\$)</u>
0	0

#### E. ASSESSED VALUE OF PARCELS

<u>Reporting Date</u>	<u>Appraisal/ Tax Roll</u>	<u>Assessed Value(\$)</u>
05-15-06	Appraisal	13,615,000

#### F. MISCELLANEOUS



## 2007 MELLO-ROOS YEARLY FISCAL STATUS REPORT

<u>Date</u>	<u>Amount(\$)</u>	<u>Issuing Entity, County, Type of Debt, Purpose</u>	<u>Rating(s) Enhancmt</u>	<u>Type of Sale</u>	<u>Role, Participant</u>	<u>Maturity Date/ Type</u>	<u>Interest Rate/ Type</u>
01-26-06	\$12,410,000	Menifee Union School District CFD No 94-1 Riverside CDIAC Number: 2005-2071 Limited tax obligation bond K-12 school facility	NR	Neg	(BC) Rutan & Tucker (TR) US Bank Natl Assoc (UW) Menifee UnSD PFA	09-01-33 Term	5.459 TIC

### YEARLY FISCAL STATUS REPORT INFORMATION

#### A. FUND BALANCES

<u>Year</u>	<u>Principal Amt Outstanding(\$)</u>	<u>Minimum Bond Reserve(\$)</u>	<u>Bond Reserve Fund(\$)</u>	<u>Capitalized Interest(\$)</u>	<u>Construction Fund(\$)</u>
05/06	12,410,000	0	0	0	11,071,648
06/07	12,085,000	0	0	0	9,750,218

#### B. TAX COLLECTION

<u>Taxes Due(\$)</u>	<u>Taxes Unpaid(\$)</u>	<u>Percent</u>	<u>Teeter Plan</u>
921,662	34,975	4	No
921,652	65,118	7	No

#### C. DELINQUENT PARCELS

<u>Year</u>	<u>Reporting Date</u>	<u># of Parcels</u>	<u>Total Amount Due(\$)</u>
05/06	06-30-06	54	34,975
06/07	06-30-07	148	116,176

#### D. FORECLOSURE

<u># of Parcels</u>	<u>Total Amount of Taxes Due (\$)</u>
0	0
91	50,220

#### E. ASSESSED VALUE OF PARCELS

<u>Reporting Date</u>	<u>Appraisal/ Tax Roll</u>	<u>Assessed Value(\$)</u>
07-01-06	Tax Roll	424,729,886
07-01-07	Tax Roll	451,445,288

#### F. MISCELLANEOUS



## 2007 MELLO-ROOS YEARLY FISCAL STATUS REPORT

<u>Date</u>	<u>Amount(\$)</u>	<u>Issuing Entity, County, Type of Debt, Purpose</u>	<u>Rating(s) Enhancmt</u>	<u>Type of Sale</u>	<u>Role, Participant</u>	<u>Maturity Date/ Type</u>	<u>Interest Rate/ Type</u>
01-26-06	\$5,290,000	Menifee Union School District CFD No 99-1 Riverside CDIAC Number: 2005-2072 Limited tax obligation bond K-12 school facility Zone 1 Refunding	NR	Neg	(BC) Rutan & Tucker (TR) US Bank Natl Assoc (UW) Menifee UnSD PFA	09-01-31 Term	5.434 TIC

### YEARLY FISCAL STATUS REPORT INFORMATION

#### A. FUND BALANCES

<u>Year</u>	<u>Principal Amt Outstanding(\$)</u>	<u>Minimum Bond Reserve(\$)</u>	<u>Bond Reserve Fund(\$)</u>	<u>Capitalized Interest(\$)</u>	<u>Construction Fund(\$)</u>
05/06	5,290,000	0	0	0	2,500,062
06/07	5,250,000	0	0	0	20

#### B. TAX COLLECTION

<u>Taxes Due(\$)</u>	<u>Taxes Unpaid(\$)</u>	<u>Percent</u>	<u>Teeter Plan</u>
405,460	27,693	7	No
409,640	39,710	10	No

#### C. DELINQUENT PARCELS

<u>Year</u>	<u>Reporting Date</u>	<u># of Parcels</u>	<u>Total Amount Due(\$)</u>
05/06	06-30-06	33	34,485
06/07	06-30-07	68	85,168

#### D. FORECLOSURE

<u># of Parcels</u>	<u>Total Amount of Taxes Due (\$)</u>
0	0
40	35,008

#### E. ASSESSED VALUE OF PARCELS

<u>Reporting Date</u>	<u>Appraisal/ Tax Roll</u>	<u>Assessed Value(\$)</u>
07-01-06	Tax Roll	113,134,029
07-01-07	Tax Roll	120,932,774

#### F. MISCELLANEOUS



## 2007 MELLO-ROOS YEARLY FISCAL STATUS REPORT

<u>Date</u>	<u>Amount(\$)</u>	<u>Issuing Entity, County, Type of Debt, Purpose</u>	<u>Rating(s) Enhancmt</u>	<u>Type of Sale</u>	<u>Role, Participant</u>	<u>Maturity Date/ Type</u>	<u>Interest Rate/ Type</u>
01-26-06	\$5,815,000	Menifee Union School District CFD No 99-1 Riverside CDIAC Number: 2005-2073 Limited tax obligation bond K-12 school facility Zone 2 Refunding	NR	Neg	(BC) Rutan & Tucker (TR) US Bank Natl Assoc (UW) Menifee UnSD PFA	09-01-33 Term	4.525 TIC

### YEARLY FISCAL STATUS REPORT INFORMATION

#### A. FUND BALANCES

<u>Year</u>	<u>Principal Amt Outstanding(\$)</u>	<u>Minimum Bond Reserve(\$)</u>	<u>Bond Reserve Fund(\$)</u>	<u>Capitalized Interest(\$)</u>	<u>Construction Fund(\$)</u>
05/06	5,815,000	0	0	0	2,442,755
06/07	5,775,000	0	0	0	4,003

#### B. TAX COLLECTION

<u>Taxes Due(\$)</u>	<u>Taxes Unpaid(\$)</u>	<u>Percent</u>	<u>Teeter Plan</u>
429,495	29,260	7	No
429,495	45,458	11	No

#### C. DELINQUENT PARCELS

<u>Year</u>	<u>Reporting Date</u>	<u># of Parcels</u>	<u>Total Amount Due(\$)</u>
05/06	06-30-06	38	33,963
06/07	06-30-07	72	92,098

#### D. FORECLOSURE

<u># of Parcels</u>	<u>Total Amount of Taxes Due (\$)</u>
0	0
46	41,800

#### E. ASSESSED VALUE OF PARCELS

<u>Reporting Date</u>	<u>Appraisal/ Tax Roll</u>	<u>Assessed Value(\$)</u>
07-01-06	Tax Roll	145,482,477
07-01-07	Tax Roll	154,348,957

#### F. MISCELLANEOUS



## 2007 MELLO-ROOS YEARLY FISCAL STATUS REPORT

<u>Date</u>	<u>Amount(\$)</u>	<u>Issuing Entity, County, Type of Debt, Purpose</u>	<u>Rating(s) Enhancmt</u>	<u>Type of Sale</u>	<u>Role, Participant</u>	<u>Maturity Date/ Type</u>	<u>Interest Rate/ Type</u>
01-26-06	\$1,030,000	Menifee Union School District CFD No 99-1 Riverside CDIAC Number: 2005-2074 Limited tax obligation bond K-12 school facility IA A Refunding	NR	Neg	(BC) Rutan & Tucker (TR) US Bank Natl Assoc (UW) Menifee UnSD PFA	09-01-33 Term	4.525 TIC

### YEARLY FISCAL STATUS REPORT INFORMATION

#### A. FUND BALANCES

<u>Year</u>	<u>Principal Amt Outstanding(\$)</u>	<u>Minimum Bond Reserve(\$)</u>	<u>Bond Reserve Fund(\$)</u>	<u>Capitalized Interest(\$)</u>	<u>Construction Fund(\$)</u>
05/06	1,030,000	0	0	0	851,800
06/07	1,025,000	0	0	0	4,282

#### B. TAX COLLECTION

<u>Taxes Due(\$)</u>	<u>Taxes Unpaid(\$)</u>	<u>Percent</u>	<u>Teeter Plan</u>
84,255	5,740	7	No
84,255	8,918	11	No

#### C. DELINQUENT PARCELS

<u>Year</u>	<u>Reporting Date</u>	<u># of Parcels</u>	<u>Total Amount Due(\$)</u>
05/06	06-30-06	38	6,560
06/07	06-30-07	79	18,070

#### D. FORECLOSURE

<u># of Parcels</u>	<u>Total Amount of Taxes Due (\$)</u>
0	0
45	8,098

#### E. ASSESSED VALUE OF PARCELS

<u>Reporting Date</u>	<u>Appraisal/ Tax Roll</u>	<u>Assessed Value(\$)</u>
07-01-06	Tax Roll	145,200,503
07-01-07	Tax Roll	154,348,957

#### F. MISCELLANEOUS



## 2007 MELLO-ROOS YEARLY FISCAL STATUS REPORT

<u>Date</u>	<u>Amount(\$)</u>	<u>Issuing Entity, County, Type of Debt, Purpose</u>	<u>Rating(s) Enhancmt</u>	<u>Type of Sale</u>	<u>Role, Participant</u>	<u>Maturity Date/ Type</u>	<u>Interest Rate/ Type</u>
03-24-00	\$8,075,000	Moreno Valley CFD No 3 Riverside CDIAC Number: 2000-0197 Limited tax obligation bond Redevelopment, multiple purposes Auto Mall Refunding	NR	Neg	(BC) Brown Diven (FA) Fieldman Rolapp (TR) State Street Bank Corp (UW) Stone & Youngberg	09-01-30 Comb	7.777 NIC

### YEARLY FISCAL STATUS REPORT INFORMATION

#### A. FUND BALANCES

<u>Year</u>	<u>Principal Amt Outstanding(\$)</u>	<u>Minimum Bond Reserve(\$)</u>	<u>Bond Reserve Fund(\$)</u>	<u>Capitalized Interest(\$)</u>	<u>Construction Fund(\$)</u>
01/02	7,875,000	185,000	195,722	0	0
02/03	7,410,000	195,000	200,190	0	0
03/04	6,895,000	205,000	213,973	0	0
04/05	6,320,000	215,000	647,762	0	0
05/06	5,680,000	235,000	1,003,091	0	0
06/07	4,970,000	245,000	1,200,919	0	0

#### B. TAX COLLECTION

<u>Year</u>	<u>Taxes Due(\$)</u>	<u>Taxes Unpaid(\$)</u>	<u>Percent</u>	<u>Teeter Plan</u>
01/02	1,022,469	0	0	No
02/03	1,074,499	0	0	No
03/04	1,066,226	0	0	No
04/05	1,121,094	0	0	No
05/06	1,189,465	0	0	No
06/07	1,179,479	0	0	No

#### C. DELINQUENT PARCELS

<u>Year</u>	<u>Reporting Date</u>	<u># of Parcels</u>	<u>Total Amount Due(\$)</u>
01/02	07-17-02	0	0
02/03	07-21-03	0	0
03/04	07-20-04	0	0
04/05	07-29-05	0	0
05/06	07-26-06	0	0
06/07	07-05-07	0	0

#### D. FORECLOSURE

<u># of Parcels</u>	<u>Total Amount of Taxes Due (\$)</u>
0	0
0	0
0	0
0	0
0	0
0	0

#### E. ASSESSED VALUE OF PARCELS

<u>Reporting Date</u>	<u>Appraisal/ Tax Roll</u>	<u>Assessed Value(\$)</u>
07-03-02	Tax Roll	16,949,014
07-03-03	Tax Roll	18,547,583
07-13-04	Tax Roll	18,918,527
07-07-05	Tax Roll	21,962,243
07-07-06	Tax Roll	21,185,869
07-05-07	Tax Roll	56,408,159

#### F. MISCELLANEOUS



## 2007 MELLO-ROOS YEARLY FISCAL STATUS REPORT

<u>Date</u>	<u>Amount(\$)</u>	<u>Issuing Entity, County, Type of Debt, Purpose</u>	<u>Rating(s) Enhancmt</u>	<u>Type of Sale</u>	<u>Role, Participant</u>	<u>Maturity Date/ Type</u>	<u>Interest Rate/ Type</u>
05-31-07	\$5,870,000	Moreno Valley CFD No 5 Riverside CDIAC Number: 2007-0746 Limited tax obligation bond Multiple capital improvements, public works Stoneridge	NR	Neg	(BC) Best Best & Krieger (FA) Fieldman Rolapp (TR) Wells Fargo Bank (UW) E J De La Rosa	09-01-37 Comb	5.068 NIC

### YEARLY FISCAL STATUS REPORT INFORMATION

#### A. FUND BALANCES

<u>Year</u>	<u>Principal Amt Outstanding(\$)</u>	<u>Minimum Bond Reserve(\$)</u>	<u>Bond Reserve Fund(\$)</u>	<u>Capitalized Interest(\$)</u>	<u>Construction Fund(\$)</u>
06/07	5,870,000	72,955	511,112	0	4,400,585

#### B. TAX COLLECTION

<u>Taxes Due(\$)</u>	<u>Taxes Unpaid(\$)</u>	<u>Percent</u>	<u>Teeter Plan</u>
0	0	0	No

#### C. DELINQUENT PARCELS

<u>Year</u>	<u>Reporting Date</u>	<u># of Parcels</u>	<u>Total Amount Due(\$)</u>
06/07	07-05-07	0	0

#### D. FORECLOSURE

<u># of Parcels</u>	<u>Total Amount of Taxes Due (\$)</u>
0	0

#### E. ASSESSED VALUE OF PARCELS

<u>Reporting Date</u>	<u>Appraisal/ Tax Roll</u>	<u>Assessed Value(\$)</u>
07-05-07	Tax Roll	6,929,906

#### F. MISCELLANEOUS





## 2007 MELLO-ROOS YEARLY FISCAL STATUS REPORT

<u>Date</u>	<u>Amount(\$)</u>	<u>Issuing Entity, County, Type of Debt, Purpose</u>	<u>Rating(s) Enhancmt</u>	<u>Type of Sale</u>	<u>Role, Participant</u>	<u>Maturity Date/ Type</u>	<u>Interest Rate/ Type</u>
04-15-93	\$5,000,000	Moreno Valley CFD No 87-1 Riverside CDIAC Number: 1993-0215 Limited tax obligation bond Street construction and improvements Area No 1	NR	Neg	(BC) Brown Diven (UW) Westhoff-Martin	Comb	

### YEARLY FISCAL STATUS REPORT INFORMATION

#### A. FUND BALANCES

<u>Year</u>	<u>Principal Amt Outstanding(\$)</u>	<u>Minimum Bond Reserve(\$)</u>	<u>Bond Reserve Fund(\$)</u>	<u>Capitalized Interest(\$)</u>	<u>Construction Fund(\$)</u>
01/02	4,465,000	408,473	408,978	0	74,776
02/03	4,370,000	408,163	408,723	0	75,250
03/04	4,270,000	407,308	341,448	0	75,683
04/05	4,165,000	406,168	410,238	0	22
05/06	4,055,000	407,513	411,531	0	0
06/07	3,935,000	407,513	413,664	0	0

#### B. TAX COLLECTION

<u>Taxes Due(\$)</u>	<u>Taxes Unpaid(\$)</u>	<u>Percent</u>	<u>Teeter Plan</u>
415,322	0	0	No
433,505	0	0	No
448,828	0	0	No
439,188	0	0	No
435,014	0	0	No
425,288	0	0	No

#### C. DELINQUENT PARCELS

<u>Year</u>	<u>Reporting Date</u>	<u># of Parcels</u>	<u>Total Amount Due(\$)</u>
01/02	07-17-02	0	0
02/03	07-21-03	0	0
03/04	07-20-04	0	0
04/05	07-29-05	0	0
05/06	07-28-06	0	0
06/07	07-05-07	0	0

#### D. FORECLOSURE

<u># of Parcels</u>	<u>Total Amount of Taxes Due (\$)</u>
0	0
0	0
0	0
0	0
0	0
0	0

#### E. ASSESSED VALUE OF PARCELS

<u>Reporting Date</u>	<u>Appraisal/ Tax Roll</u>	<u>Assessed Value(\$)</u>
07-03-02	Tax Roll	30,962,822
07-03-03	Tax Roll	33,804,594
07-13-04	Tax Roll	33,675,365
07-07-05	Tax Roll	36,361,978
07-07-06	Tax Roll	43,834,116
07-05-07	Tax Roll	138,391,287

#### F. MISCELLANEOUS



## 2007 MELLO-ROOS YEARLY FISCAL STATUS REPORT

<u>Date</u>	<u>Amount(\$)</u>	<u>Issuing Entity, County, Type of Debt, Purpose</u>	<u>Rating(s) Enhancmt</u>	<u>Type of Sale</u>	<u>Role, Participant</u>	<u>Maturity Date/ Type</u>	<u>Interest Rate/ Type</u>
06-23-94	\$22,700,000	Moreno Valley CFD No 87-1 Riverside CDIAC Number: 1994-1248 Limited tax obligation bond Multiple capital improvements, public works Refunding	S:AAA M:Aaa  Ins	Neg	(BC) Brown Diven (EN) Capital Guaranty (TR) US Trust Co of CA (UW) Westhoff-Martin	12-01-21 Comb	

### YEARLY FISCAL STATUS REPORT INFORMATION

#### A. FUND BALANCES

<u>Year</u>	<u>Principal Amt Outstanding(\$)</u>	<u>Minimum Bond Reserve(\$)</u>	<u>Bond Reserve Fund(\$)</u>	<u>Capitalized Interest(\$)</u>	<u>Construction Fund(\$)</u>	<u>Taxes Due(\$)</u>	<u>Taxes Unpaid(\$)</u>	<u>Percent</u>	<u>Teeter Plan</u>
01/02	17,441,000	1,537,749	1,905,385	0	0	175,942	0	0	No
02/03	16,560,000	1,537,249	1,905,337	0	0	158,532	0	0	No
03/04	15,630,000	1,052,337	1,905,337	0	0	0	0	0	No
04/05	14,645,000	1,052,144	1,931,995	0	0	0	0	0	No
05/06	13,610,000	1,047,644	1,932,014	0	0	0	0	0	No
06/07	12,510,000	1,251,000	1,911,020	0	0	0	0	0	No

#### B. TAX COLLECTION

#### C. DELINQUENT PARCELS

<u>Year</u>	<u>Reporting Date</u>	<u># of Parcels</u>	<u>Total Amount Due(\$)</u>
01/02	07-17-02	0	0
02/03	07-21-03	0	0
03/04	07-20-04	0	0
04/05	07-29-05	0	0
05/06	07-28-06	0	0
06/07	07-05-07	0	0

#### D. FORECLOSURE

<u># of Parcels</u>	<u>Total Amount of Taxes Due (\$)</u>
0	0
0	0
0	0
0	0
0	0
0	0

#### E. ASSESSED VALUE OF PARCELS

<u>Reporting Date</u>	<u>Appraisal/ Tax Roll</u>	<u>Assessed Value(\$)</u>
07-03-02	Tax Roll	32,236,606
07-03-03	Tax Roll	17,347,111
07-13-04	Tax Roll	18,491,022
07-07-05	Tax Roll	28,795,109
07-07-06	Tax Roll	30,739,966
07-05-07	Tax Roll	172,495,338

#### F. MISCELLANEOUS



## 2007 MELLO-ROOS YEARLY FISCAL STATUS REPORT

<u>Date</u>	<u>Amount(\$)</u>	<u>Issuing Entity, County, Type of Debt, Purpose</u>	<u>Rating(s) Enhancmt</u>	<u>Type of Sale</u>	<u>Role, Participant</u>	<u>Maturity Date/ Type</u>	<u>Interest Rate/ Type</u>
10-16-02	\$8,850,000	Moreno Valley Unified School District CFD No 2002-1 Riverside CDIAC Number: 2002-1727 Limited tax obligation bond K-12 school facility	NR	Neg	(BC) Stradling Yocca (TR) Wells Fargo Bank (UW) RBC Dain Rauscher	09-01-32 Comb	6.099 NIC

### YEARLY FISCAL STATUS REPORT INFORMATION

#### A. FUND BALANCES

<u>Year</u>	<u>Principal Amt Outstanding(\$)</u>	<u>Minimum Bond Reserve(\$)</u>	<u>Bond Reserve Fund(\$)</u>	<u>Capitalized Interest(\$)</u>	<u>Construction Fund(\$)</u>
02/03	8,850,000	666,655	678,525	0	0
03/04	8,850,000	666,655	1,014,433	0	0
04/05	8,780,000	666,655	1,045,147	0	427,809
05/06	8,780,000	666,655	678,354	0	0
06/07	8,625,000	666,655	673,343	0	0

#### B. TAX COLLECTION

<u>Year</u>	<u>Taxes Due(\$)</u>	<u>Taxes Unpaid(\$)</u>	<u>Percent</u>	<u>Teeter Plan</u>
02/03	124,362	2,535	2	No
03/04	727,821	18,177	2	No
04/05	756,779	24,638	3	No
05/06	756,779	43,281	6	No
06/07	756,779	72,229	10	No

#### C. DELINQUENT PARCELS

<u>Year</u>	<u>Reporting Date</u>	<u># of Parcels</u>	<u>Total Amount Due(\$)</u>
02/03	07-18-03	8	2,535
03/04	07-20-04	21	18,177
04/05	07-29-05	24	24,638
05/06	07-18-06	41	43,281
06/07	06-30-07	70	72,229

#### D. FORECLOSURE

<u># of Parcels</u>	<u>Total Amount of Taxes Due (\$)</u>
0	0
0	0
0	0
0	0
1	2,535

#### E. ASSESSED VALUE OF PARCELS

<u>Reporting Date</u>	<u>Appraisal/ Tax Roll</u>	<u>Assessed Value(\$)</u>
01-01-03	Tax Roll	41,888,968
01-01-04	Tax Roll	113,527,231
01-01-05	Tax Roll	126,073,131
01-01-06	Tax Roll	143,453,584
01-01-07	Tax Roll	156,777,141

#### F. MISCELLANEOUS



## 2007 MELLO-ROOS YEARLY FISCAL STATUS REPORT

<u>Date</u>	<u>Amount(\$)</u>	<u>Issuing Entity, County, Type of Debt, Purpose</u>	<u>Rating(s) Enhancmt</u>	<u>Type of Sale</u>	<u>Role, Participant</u>	<u>Maturity Date/ Type</u>	<u>Interest Rate/ Type</u>
10-21-04	\$7,375,000	Moreno Valley Unified School District CFD No 2003-1 Riverside CDIAC Number: 2004-1304 Limited tax obligation bond K-12 school facility School Facs & Cap Imp	NR	Neg	(BC) Bowie Arneson Wiles (TR) US Bank Natl Assoc (UW) UBS Financial Services	09-01-34 Comb	5.631 TIC

### YEARLY FISCAL STATUS REPORT INFORMATION

#### A. FUND BALANCES

<u>Year</u>	<u>Principal Amt Outstanding(\$)</u>	<u>Minimum Bond Reserve(\$)</u>	<u>Bond Reserve Fund(\$)</u>	<u>Capitalized Interest(\$)</u>	<u>Construction Fund(\$)</u>
04/05	7,325,000	684,624	686,900	0	4,022,573
05/06	7,325,000	690,842	693,909	0	4,197,710
06/07	7,310,000	681,419	704,454	0	2,173,573

#### B. TAX COLLECTION

<u>Year</u>	<u>Taxes Due(\$)</u>	<u>Taxes Unpaid(\$)</u>	<u>Percent</u>	<u>Teeter Plan</u>
04/05	439,074	3,118	1	No
05/06	476,625	14,856	3	No
06/07	488,403	49,028	10	No

#### C. DELINQUENT PARCELS

<u>Year</u>	<u>Reporting Date</u>	<u># of Parcels</u>	<u>Total Amount Due(\$)</u>
04/05	07-28-05	3	3,118
05/06	07-18-06	10	14,856
06/07	06-30-07	29	49,028

#### D. FORECLOSURE

<u># of Parcels</u>	<u>Total Amount of Taxes Due (\$)</u>
0	0
0	0
0	0

#### E. ASSESSED VALUE OF PARCELS

<u>Reporting Date</u>	<u>Appraisal/ Tax Roll</u>	<u>Assessed Value(\$)</u>
01-01-05	Tax Roll	69,681,030
01-01-06	Tax Roll	75,427,662
01-01-07	Tax Roll	80,621,489

#### F. MISCELLANEOUS



## 2007 MELLO-ROOS YEARLY FISCAL STATUS REPORT

<u>Date</u>	<u>Amount(\$)</u>	<u>Issuing Entity, County, Type of Debt, Purpose</u>	<u>Rating(s) Enhancmt</u>	<u>Type of Sale</u>	<u>Role, Participant</u>	<u>Maturity Date/ Type</u>	<u>Interest Rate/ Type</u>
08-04-04	\$3,715,000	Moreno Valley Unified School District CFD No 2003-2 Riverside CDIAC Number: 2004-1332 Limited tax obligation bond K-12 school facility School Facs & Cap Imp	NR	Neg	(BC) Bowie Arneson Wiles (TR) US Bank Natl Assoc (UW) UBS Financial Services	09-01-34 Comb	6.063 TIC

### YEARLY FISCAL STATUS REPORT INFORMATION

#### A. FUND BALANCES

<u>Year</u>	<u>Principal Amt Outstanding(\$)</u>	<u>Minimum Bond Reserve(\$)</u>	<u>Bond Reserve Fund(\$)</u>	<u>Capitalized Interest(\$)</u>	<u>Construction Fund(\$)</u>
04/05	3,715,000	359,106	361,997	17	179,295
05/06	3,715,000	359,106	367,290	0	1,867,606
06/07	3,710,000	359,106	367,290	0	1,867,606

#### B. TAX COLLECTION

<u>Year</u>	<u>Taxes Due(\$)</u>	<u>Taxes Unpaid(\$)</u>	<u>Percent</u>	<u>Teeter Plan</u>
04/05	266,327	4,848	2	No
05/06	271,653	15,338	6	No
06/07	277,086	23,359	8	No

#### C. DELINQUENT PARCELS

<u>Year</u>	<u>Reporting Date</u>	<u># of Parcels</u>	<u>Total Amount Due(\$)</u>
04/05	07-28-05	4	4,848
05/06	07-18-06	10	15,338
06/07	06-30-07	16	23,359

#### D. FORECLOSURE

<u># of Parcels</u>	<u>Total Amount of Taxes Due (\$)</u>
0	0
0	0
0	0

#### E. ASSESSED VALUE OF PARCELS

<u>Reporting Date</u>	<u>Appraisal/ Tax Roll</u>	<u>Assessed Value(\$)</u>
01-01-05	Tax Roll	40,956,013
01-01-06	Tax Roll	45,070,141
01-01-07	Tax Roll	49,316,291

#### F. MISCELLANEOUS



## 2007 MELLO-ROOS YEARLY FISCAL STATUS REPORT

<u>Date</u>	<u>Amount(\$)</u>	<u>Issuing Entity, County, Type of Debt, Purpose</u>	<u>Rating(s) Enhancmt</u>	<u>Type of Sale</u>	<u>Role, Participant</u>	<u>Maturity Date/ Type</u>	<u>Interest Rate/ Type</u>
03-17-05	\$3,155,000	Moreno Valley Unified School District CFD No 2004-1 Riverside CDIAC Number: 2005-0091 Limited tax obligation bond K-12 school facility School Facs & EMWD Water/Sewer Facs	NR	Neg	(BC) Bowie Arneson Wiles (TR) US Bank Natl Assoc (UW) UBS Financial Services	09-01-35 Comb	5.535 TIC

### YEARLY FISCAL STATUS REPORT INFORMATION

#### A. FUND BALANCES

<u>Year</u>	<u>Principal Amt Outstanding(\$)</u>	<u>Minimum Bond Reserve(\$)</u>	<u>Bond Reserve Fund(\$)</u>	<u>Capitalized Interest(\$)</u>	<u>Construction Fund(\$)</u>
04/05	3,155,000	281,069	281,069	141,923	2,427,124
05/06	3,155,000	280,060	284,877	2,756	1,306,461
06/07	3,150,000	280,060	289,221	21	1,466,434

#### B. TAX COLLECTION

<u>Year</u>	<u>Taxes Due(\$)</u>	<u>Taxes Unpaid(\$)</u>	<u>Percent</u>	<u>Teeter Plan</u>
04/05	7,320	0	0	No
05/06	155,621	8,854	6	No
06/07	214,672	39,672	18	No

#### C. DELINQUENT PARCELS

<u>Year</u>	<u>Reporting Date</u>	<u># of Parcels</u>	<u>Total Amount Due(\$)</u>
04/05	07-28-05	0	0
05/06	07-18-06	5	8,854
06/07	06-30-07	16	39,672

#### D. FORECLOSURE

<u># of Parcels</u>	<u>Total Amount of Taxes Due (\$)</u>
0	0
0	0
0	0

#### E. ASSESSED VALUE OF PARCELS

<u>Reporting Date</u>	<u>Appraisal/ Tax Roll</u>	<u>Assessed Value(\$)</u>
01-01-05	Tax Roll	7,183,950
01-01-06	Tax Roll	34,415,107
01-01-07	Tax Roll	38,218,516

#### F. MISCELLANEOUS



## 2007 MELLO-ROOS YEARLY FISCAL STATUS REPORT

<u>Date</u>	<u>Amount(\$)</u>	<u>Issuing Entity, County, Type of Debt, Purpose</u>	<u>Rating(s) Enhancmt</u>	<u>Type of Sale</u>	<u>Role, Participant</u>	<u>Maturity Date/ Type</u>	<u>Interest Rate/ Type</u>
10-13-05	\$5,580,000	Moreno Valley Unified School District CFD No 2004-2 Riverside CDIAC Number: 2005-1570 Limited tax obligation bond K-12 school facility School, EMWD Water & Sewer Facs	NR	Neg	(BC) Bowie Arneson Wiles (TR) US Bank Natl Assoc (UW) Stone & Youngberg	09-01-35 Comb	5.262 TIC

### YEARLY FISCAL STATUS REPORT INFORMATION

#### A. FUND BALANCES

<u>Year</u>	<u>Principal Amt Outstanding(\$)</u>	<u>Minimum Bond Reserve(\$)</u>	<u>Bond Reserve Fund(\$)</u>	<u>Capitalized Interest(\$)</u>	<u>Construction Fund(\$)</u>
05/06	5,580,000	490,370	496,999	187,256	2,615,502
06/07	5,580,000	490,370	493,466	388	3,214,970

#### B. TAX COLLECTION

<u>Year</u>	<u>Taxes Due(\$)</u>	<u>Taxes Unpaid(\$)</u>	<u>Percent</u>	<u>Teeter Plan</u>
05/06	9,531	0	0	No
06/07	353,522	34,410	10	No

#### C. DELINQUENT PARCELS

<u>Year</u>	<u>Reporting Date</u>	<u># of Parcels</u>	<u>Total Amount Due(\$)</u>
05/06	07-18-06	0	0
06/07	06-30-07	21	34,410

#### D. FORECLOSURE

<u># of Parcels</u>	<u>Total Amount of Taxes Due (\$)</u>
0	0
0	0

#### E. ASSESSED VALUE OF PARCELS

<u>Reporting Date</u>	<u>Appraisal/ Tax Roll</u>	<u>Assessed Value(\$)</u>
01-01-06	Tax Roll	29,513,224
01-01-07	Tax Roll	73,906,153

#### F. MISCELLANEOUS



## 2007 MELLO-ROOS YEARLY FISCAL STATUS REPORT

<u>Date</u>	<u>Amount(\$)</u>	<u>Issuing Entity, County, Type of Debt, Purpose</u>	<u>Rating(s) Enhancmt</u>	<u>Type of Sale</u>	<u>Role, Participant</u>	<u>Maturity Date/ Type</u>	<u>Interest Rate/ Type</u>
03-28-07	\$4,000,000	Moreno Valley Unified School District CFD No 2004-3 Riverside CDIAC Number: 2007-0158 Limited tax obligation bond K-12 school facility School & Eastern MWD Facs	NR	Neg	(BC) Bowie Arneson Wiles (TR) US Bank Natl Assoc (UW) Stone & Youngberg	09-01-37 Comb	5.06 NIC

### YEARLY FISCAL STATUS REPORT INFORMATION

#### A. FUND BALANCES

<u>Year</u>	<u>Principal Amt Outstanding(\$)</u>	<u>Minimum Bond Reserve(\$)</u>	<u>Bond Reserve Fund(\$)</u>	<u>Capitalized Interest(\$)</u>	<u>Construction Fund(\$)</u>
06/07	4,000,000	345,459	346,971	197,764	2,082,784

#### B. TAX COLLECTION

<u>Taxes Due(\$)</u>	<u>Taxes Unpaid(\$)</u>	<u>Percent</u>	<u>Teeter Plan</u>
0	0	0	No

#### C. DELINQUENT PARCELS

<u>Year</u>	<u>Reporting Date</u>	<u># of Parcels</u>	<u>Total Amount Due(\$)</u>
06/07	06-30-07	0	0

#### D. FORECLOSURE

<u># of Parcels</u>	<u>Total Amount of Taxes Due (\$)</u>
0	0

#### E. ASSESSED VALUE OF PARCELS

<u>Reporting Date</u>	<u>Appraisal/ Tax Roll</u>	<u>Assessed Value(\$)</u>
01-01-07	Tax Roll	8,684,632

#### F. MISCELLANEOUS





## 2007 MELLO-ROOS YEARLY FISCAL STATUS REPORT

<u>Date</u>	<u>Amount(\$)</u>	<u>Issuing Entity, County, Type of Debt, Purpose</u>	<u>Rating(s) Enhancmt</u>	<u>Type of Sale</u>	<u>Role, Participant</u>	<u>Maturity Date/ Type</u>	<u>Interest Rate/ Type</u>
05-11-06	\$5,000,000	Moreno Valley Unified School District CFD No 2004-5 Riverside CDIAC Number: 2006-0337 Limited tax obligation bond K-12 school facility School Fac & EMWD Water/Sewer Fac	NR	Neg	(BC) Bowie Arneson Wiles (TR) US Bank Natl Assoc (UW) Stone & Youngberg	09-01-36 Comb	5.386 TIC

### YEARLY FISCAL STATUS REPORT INFORMATION

#### A. FUND BALANCES

<u>Year</u>	<u>Principal Amt Outstanding(\$)</u>	<u>Minimum Bond Reserve(\$)</u>	<u>Bond Reserve Fund(\$)</u>	<u>Capitalized Interest(\$)</u>	<u>Construction Fund(\$)</u>
05/06	5,000,000	445,178	445,602	69,400	2,166,112
06/07	5,000,000	445,178	455,060	0	2,394,189

#### B. TAX COLLECTION

<u>Year</u>	<u>Taxes Due(\$)</u>	<u>Taxes Unpaid(\$)</u>	<u>Percent</u>	<u>Teeter Plan</u>
05/06	9,990	0	0	No
06/07	298,202	51,398	17	No

#### C. DELINQUENT PARCELS

<u>Year</u>	<u>Reporting Date</u>	<u># of Parcels</u>	<u>Total Amount Due(\$)</u>
05/06	07-18-06	0	0
06/07	06-30-07	25	51,398

#### D. FORECLOSURE

<u># of Parcels</u>	<u>Total Amount of Taxes Due (\$)</u>
0	0
0	0

#### E. ASSESSED VALUE OF PARCELS

<u>Reporting Date</u>	<u>Appraisal/ Tax Roll</u>	<u>Assessed Value(\$)</u>
01-01-06	Tax Roll	20,802,292
01-01-07	Tax Roll	58,714,173

#### F. MISCELLANEOUS



## 2007 MELLO-ROOS YEARLY FISCAL STATUS REPORT

<u>Date</u>	<u>Amount(\$)</u>	<u>Issuing Entity, County, Type of Debt, Purpose</u>	<u>Rating(s) Enhancmt</u>	<u>Type of Sale</u>	<u>Role, Participant</u>	<u>Maturity Date/ Type</u>	<u>Interest Rate/ Type</u>
11-18-05	\$27,935,000	Moreno Valley Unified School District CFD No 2004-6 Riverside CDIAC Number: 2005-1753 Limited tax obligation bond K-12 school facility School Facs & Eastern Municipal WD	NR	Neg	(BC) Bowie Arneson Wiles (TR) US Bank Natl Assoc (UW) Stone & Youngberg	09-01-36 Comb	5.29 TIC

### YEARLY FISCAL STATUS REPORT INFORMATION

#### A. FUND BALANCES

<u>Year</u>	<u>Principal Amt Outstanding(\$)</u>	<u>Minimum Bond Reserve(\$)</u>	<u>Bond Reserve Fund(\$)</u>	<u>Capitalized Interest(\$)</u>	<u>Construction Fund(\$)</u>
05/06	27,935,000	2,424,511	2,457,256	1,114,633	16,328,270
06/07	27,935,000	2,424,511	2,488,519	0	17,477,196

#### B. TAX COLLECTION

<u>Year</u>	<u>Taxes Due(\$)</u>	<u>Taxes Unpaid(\$)</u>	<u>Percent</u>	<u>Teeter Plan</u>
05/06	1,034,037	106,965	10	No
06/07	1,689,297	305,489	18	No

#### C. DELINQUENT PARCELS

<u>Year</u>	<u>Reporting Date</u>	<u># of Parcels</u>	<u>Total Amount Due(\$)</u>
05/06	07-18-06	59	106,965
06/07	06-30-07	162	305,489

#### D. FORECLOSURE

<u># of Parcels</u>	<u>Total Amount of Taxes Due (\$)</u>
0	0
3	7,007

#### E. ASSESSED VALUE OF PARCELS

<u>Reporting Date</u>	<u>Appraisal/ Tax Roll</u>	<u>Assessed Value(\$)</u>
01-01-06	Tax Roll	215,886,369
01-01-07	Tax Roll	307,705,746

#### F. MISCELLANEOUS



## 2007 MELLO-ROOS YEARLY FISCAL STATUS REPORT

<u>Date</u>	<u>Amount(\$)</u>	<u>Issuing Entity, County, Type of Debt, Purpose</u>	<u>Rating(s) Enhancmt</u>	<u>Type of Sale</u>	<u>Role, Participant</u>	<u>Maturity Date/ Type</u>	<u>Interest Rate/ Type</u>
11-29-06	\$4,260,000	Moreno Valley Unified School District CFD No 2005-2 Riverside CDIAC Number: 2006-1419 Limited tax obligation bond K-12 school facility School Fac & EMWD	NR	Neg	(BC) Bowie Arneson Wiles (TR) US Bank Natl Assoc (UW) Stone & Youngberg	09-01-36 Comb	4.897 NIC

### YEARLY FISCAL STATUS REPORT INFORMATION

#### A. FUND BALANCES

<u>Year</u>	<u>Principal Amt Outstanding(\$)</u>	<u>Minimum Bond Reserve(\$)</u>	<u>Bond Reserve Fund(\$)</u>	<u>Capitalized Interest(\$)</u>	<u>Construction Fund(\$)</u>
06/07	4,260,000	371,079	379,166	61,980	0

#### B. TAX COLLECTION

<u>Taxes Due(\$)</u>	<u>Taxes Unpaid(\$)</u>	<u>Percent</u>	<u>Teeter Plan</u>
268,747	10,832	4	No

#### C. DELINQUENT PARCELS

<u>Year</u>	<u>Reporting Date</u>	<u># of Parcels</u>	<u>Total Amount Due(\$)</u>
06/07	06-30-07	9	10,832

#### D. FORECLOSURE

<u># of Parcels</u>	<u>Total Amount of Taxes Due (\$)</u>
0	0

#### E. ASSESSED VALUE OF PARCELS

<u>Reporting Date</u>	<u>Appraisal/ Tax Roll</u>	<u>Assessed Value(\$)</u>
01-01-07	Tax Roll	35,850,106

#### F. MISCELLANEOUS



## 2007 MELLO-ROOS YEARLY FISCAL STATUS REPORT

<u>Date</u>	<u>Amount(\$)</u>	<u>Issuing Entity, County, Type of Debt, Purpose</u>	<u>Rating(s) Enhancmt</u>	<u>Type of Sale</u>	<u>Role, Participant</u>	<u>Maturity Date/ Type</u>	<u>Interest Rate/ Type</u>
03-09-07	\$11,235,000	Moreno Valley Unified School District CFD No 2005-3 Riverside CDIAC Number: 2006-1420 Limited tax obligation bond K-12 school facility School & Eastern MWD Facs (Tracts 27593, 31591 & 33256 )	NR	Neg	(BC) Bowie Arneson Wiles (TR) US Bank Natl Assoc (UW) Stone & Youngberg	09-01-37 Comb	4.976 TIC

### YEARLY FISCAL STATUS REPORT INFORMATION

#### A. FUND BALANCES

<u>Year</u>	<u>Principal Amt Outstanding(\$)</u>	<u>Minimum Bond Reserve(\$)</u>	<u>Bond Reserve Fund(\$)</u>	<u>Capitalized Interest(\$)</u>	<u>Construction Fund(\$)</u>
06/07	11,235,000	965,005	969,523	514,688	6,863,350

#### B. TAX COLLECTION

<u>Taxes Due(\$)</u>	<u>Taxes Unpaid(\$)</u>	<u>Percent</u>	<u>Teeter Plan</u>
263,827	17,686	7	No

#### C. DELINQUENT PARCELS

<u>Year</u>	<u>Reporting Date</u>	<u># of Parcels</u>	<u>Total Amount Due(\$)</u>
06/07	06-30-07	9	17,686

#### D. FORECLOSURE

<u># of Parcels</u>	<u>Total Amount of Taxes Due (\$)</u>
0	0

#### E. ASSESSED VALUE OF PARCELS

<u>Reporting Date</u>	<u>Appraisal/ Tax Roll</u>	<u>Assessed Value(\$)</u>
01-01-07	Tax Roll	64,589,088

#### F. MISCELLANEOUS



## 2007 MELLO-ROOS YEARLY FISCAL STATUS REPORT

<u>Date</u>	<u>Amount(\$)</u>	<u>Issuing Entity, County, Type of Debt, Purpose</u>	<u>Rating(s) Enhancmt</u>	<u>Type of Sale</u>	<u>Role, Participant</u>	<u>Maturity Date/ Type</u>	<u>Interest Rate/ Type</u>
12-13-02	\$1,110,000	Moreno Valley Unified School District CFD No 88-1 Riverside CDIAC Number: 2002-0541 Limited tax obligation bond K-12 school facility	NR	Neg	(BC) Quint & Thimmig (FA) Fieldman Rolapp (TR) US Bank Natl Assoc (UW) Moreno Valley USD FA	08-15-14 Serial	4.171 NIC

### YEARLY FISCAL STATUS REPORT INFORMATION

#### A. FUND BALANCES

<u>Year</u>	<u>Principal Amt Outstanding(\$)</u>	<u>Minimum Bond Reserve(\$)</u>	<u>Bond Reserve Fund(\$)</u>	<u>Capitalized Interest(\$)</u>	<u>Construction Fund(\$)</u>
05/06	17,220,000	1,308,000	2,109,163	0	1,832,727
06/07	15,835,000	1,308,000	2,209,265	0	291

#### B. TAX COLLECTION

<u>Taxes Due(\$)</u>	<u>Taxes Unpaid(\$)</u>	<u>Percent</u>	<u>Teeter Plan</u>
2,226,605	127,458	6	No
2,272,290	225,882	10	No

#### C. DELINQUENT PARCELS

<u>Year</u>	<u>Reporting Date</u>	<u># of Parcels</u>	<u>Total Amount Due(\$)</u>
05/06	10-06-06	177	144,654
06/07	09-11-07	327	284,660

#### D. FORECLOSURE

<u># of Parcels</u>	<u>Total Amount of Taxes Due (\$)</u>
0	0
0	0

#### E. ASSESSED VALUE OF PARCELS

<u>Reporting Date</u>	<u>Appraisal/ Tax Roll</u>	<u>Assessed Value(\$)</u>
07-01-06	Tax Roll	790,055,833
07-01-07	Tax Roll	891,601,630

#### F. MISCELLANEOUS

Filer submitted one report of debt issuance for both Series A and B. In subsequent years, filer submitted YFS for both series combined.



## 2007 MELLO-ROOS YEARLY FISCAL STATUS REPORT

<u>Date</u>	<u>Amount(\$)</u>	<u>Issuing Entity, County, Type of Debt, Purpose</u>	<u>Rating(s) Enhancmt</u>	<u>Type of Sale</u>	<u>Role, Participant</u>	<u>Maturity Date/ Type</u>	<u>Interest Rate/ Type</u>
07-17-01	\$15,785,000	Murrieta CFD No 2000-1 Riverside CDIAC Number: 2001-0579 Limited tax obligation bond Multiple capital improvements, public works Greer Ranch	NR	Neg	(BC) Harper & Burns (FA) Urban Futures (TR) Union Bank of CA (UW) O'Connor & Co Securities	09-01-31 Comb	6.492 NIC

### YEARLY FISCAL STATUS REPORT INFORMATION

#### A. FUND BALANCES

<u>Year</u>	<u>Principal Amt Outstanding(\$)</u>	<u>Minimum Bond Reserve(\$)</u>	<u>Bond Reserve Fund(\$)</u>	<u>Capitalized Interest(\$)</u>	<u>Construction Fund(\$)</u>
01/02	15,785,000	1,445,000	1,452,178	517,615	9,040,967
02/03	15,785,000	1,445,000	1,470,776	0	9,215,190
03/04	15,785,000	1,445,000	1,591,727	0	6,212,092
04/05	15,735,000	1,578,500	1,618,506	0	109,957
05/06	15,735,000	1,578,500	1,603,019	0	0
06/07	15,680,000	1,578,500	1,613,890	0	0

#### B. TAX COLLECTION

<u>Taxes Due(\$)</u>	<u>Taxes Unpaid(\$)</u>	<u>Percent</u>	<u>Teeter Plan</u>
0	0	0	No
1,022,869	0	0	No
1,045,250	24,143	2	No
1,058,616	42,981	4	No
1,352,449	54,414	4	No
1,302,057	127,277	10	No

#### C. DELINQUENT PARCELS

<u>Year</u>	<u>Reporting Date</u>	<u># of Parcels</u>	<u>Total Amount Due(\$)</u>
01/02	06-30-00	0	0
02/03	06-04-03	0	0
03/04	06-30-04	18	24,143
04/05	09-23-05	40	47,565
05/06	10-06-06	39	54,414
06/07	09-11-07	82	147,519

#### D. FORECLOSURE

<u># of Parcels</u>	<u>Total Amount of Taxes Due (\$)</u>
0	0
0	0
0	0
0	0
0	0
0	0

#### E. ASSESSED VALUE OF PARCELS

<u>Reporting Date</u>	<u>Appraisal/ Tax Roll</u>	<u>Assessed Value(\$)</u>
01-01-01	Appraisal	43,357,000
01-01-03	Tax Roll	25,522,306
01-01-04	Tax Roll	153,242,276
07-01-05	Tax Roll	300,356,689
07-01-06	Tax Roll	478,500,514
07-01-07	Tax Roll	379,511,229

#### F. MISCELLANEOUS



## 2007 MELLO-ROOS YEARLY FISCAL STATUS REPORT

<u>Date</u>	<u>Amount(\$)</u>	<u>Issuing Entity, County, Type of Debt, Purpose</u>	<u>Rating(s) Enhancmt</u>	<u>Type of Sale</u>	<u>Role, Participant</u>	<u>Maturity Date/ Type</u>	<u>Interest Rate/ Type</u>
08-10-04	\$34,580,000	Murrieta CFD No 2000-2 Riverside CDIAC Number: 2004-1334 Limited tax obligation bond Multiple capital improvements, public works The Oaks IA A & B	NR	Neg	(BC) Harper & Burns (FA) Urban Futures (TR) Union Bank of CA (UW) Piper Jaffray & Co	09-01-34 Comb	6.01 NIC

### YEARLY FISCAL STATUS REPORT INFORMATION

#### A. FUND BALANCES

<u>Year</u>	<u>Principal Amt Outstanding(\$)</u>	<u>Minimum Bond Reserve(\$)</u>	<u>Bond Reserve Fund(\$)</u>	<u>Capitalized Interest(\$)</u>	<u>Construction Fund(\$)</u>
04/05	34,580,000	3,115,275	3,138,234	959,615	20,291,021
05/06	34,580,000	3,110,743	3,127,803	0	15,216,422
06/07	34,580,000	3,440,504	3,407,835	0	3,961,257

#### B. TAX COLLECTION

<u>Taxes Due(\$)</u>	<u>Taxes Unpaid(\$)</u>	<u>Percent</u>	<u>Teeter Plan</u>
0	0	0	No
1,820,407	0	0	No
2,239,948	187,766	8	No

#### C. DELINQUENT PARCELS

<u>Year</u>	<u>Reporting Date</u>	<u># of Parcels</u>	<u>Total Amount Due(\$)</u>
04/05	09-26-05	0	0
05/06	10-06-06	0	0
06/07	09-11-07	81	187,766

#### D. FORECLOSURE

<u># of Parcels</u>	<u>Total Amount of Taxes Due (\$)</u>
0	0
0	0
0	0

#### E. ASSESSED VALUE OF PARCELS

<u>Reporting Date</u>	<u>Appraisal/ Tax Roll</u>	<u>Assessed Value(\$)</u>
07-01-05	Tax Roll	90,193,640
07-01-06	Tax Roll	278,503,087
07-01-07	Tax Roll	345,879,808

#### F. MISCELLANEOUS



## 2007 MELLO-ROOS YEARLY FISCAL STATUS REPORT

<u>Date</u>	<u>Amount(\$)</u>	<u>Issuing Entity, County, Type of Debt, Purpose</u>	<u>Rating(s) Enhancmt</u>	<u>Type of Sale</u>	<u>Role, Participant</u>	<u>Maturity Date/ Type</u>	<u>Interest Rate/ Type</u>
11-07-01	\$18,360,000	Murrieta CFD No 2001-1 Riverside CDIAC Number: 2001-1746 Limited tax obligation bond Multiple capital improvements, public works Bluestone Communities/Murrieta Highlands IA A & B	NR	Neg	(BC) Harper & Burns (FA) Urban Futures (TR) Union Bank of CA (UW) US Bancorp Piper	09-01-31 Comb	6.145 NIC

### YEARLY FISCAL STATUS REPORT INFORMATION

#### A. FUND BALANCES

<u>Year</u>	<u>Principal Amt Outstanding(\$)</u>	<u>Minimum Bond Reserve(\$)</u>	<u>Bond Reserve Fund(\$)</u>	<u>Capitalized Interest(\$)</u>	<u>Construction Fund(\$)</u>
01/02	18,380,000	1,296,178	1,304,576	1,027,021	7,831,196
02/03	18,360,000	1,296,178	1,378,777	647,385	3,233,871
03/04	18,360,000	1,296,178	1,375,629	0	316,094
04/05	17,600,000	1,518,320	1,550,768	0	0
05/06	17,600,000	1,518,320	1,525,241	0	0
06/07	17,280,000	1,518,320	1,522,501	0	0

#### B. TAX COLLECTION

<u>Taxes Due(\$)</u>	<u>Taxes Unpaid(\$)</u>	<u>Percent</u>	<u>Teeter Plan</u>
0	0	0	No
777,770	0	0	No
1,552,845	44,225	3	No
1,264,715	38,819	3	No
1,534,828	70,651	5	No
1,694,914	170,881	10	No

#### C. DELINQUENT PARCELS

<u>Year</u>	<u>Reporting Date</u>	<u># of Parcels</u>	<u>Total Amount Due(\$)</u>
01/02	06-30-00	0	0
02/03	06-04-03	0	0
03/04	06-30-04	39	44,225
04/05	09-23-05	28	46,735
05/06	06-30-06	52	70,651
06/07	09-11-07	105	196,149

#### D. FORECLOSURE

<u># of Parcels</u>	<u>Total Amount of Taxes Due (\$)</u>
0	0
0	0
0	0
0	0
0	0
0	0

#### E. ASSESSED VALUE OF PARCELS

<u>Reporting Date</u>	<u>Appraisal/ Tax Roll</u>	<u>Assessed Value(\$)</u>
01-01-01	Appraisal	52,152,000
01-01-03	Appraisal	155,011,000
01-01-04	Tax Roll	115,202,947
07-01-05	Tax Roll	261,533,834
07-01-06	Tax Roll	375,954,954
07-01-07	Tax Roll	405,479,733

#### F. MISCELLANEOUS





## 2007 MELLO-ROOS YEARLY FISCAL STATUS REPORT

<u>Date</u>	<u>Amount(\$)</u>	<u>Issuing Entity, County, Type of Debt, Purpose</u>	<u>Rating(s) Enhancmt</u>	<u>Type of Sale</u>	<u>Role, Participant</u>	<u>Maturity Date/ Type</u>	<u>Interest Rate/ Type</u>
07-15-03	\$2,050,000	Murrieta CFD No 2001-1 Riverside CDIAC Number: 2003-1226 Limited tax obligation bond Multiple capital improvements, public works Bluestone Communities/Murrieta Highlands IA A & IA B Ser A & B	NR	Neg	(BC) Harper & Burns (FA) Urban Futures (TR) Union Bank of CA (UW) US Bancorp Piper	09-01-31 Comb	6.018 NIC

### YEARLY FISCAL STATUS REPORT INFORMATION

#### A. FUND BALANCES

<u>Year</u>	<u>Principal Amt Outstanding(\$)</u>	<u>Minimum Bond Reserve(\$)</u>	<u>Bond Reserve Fund(\$)</u>	<u>Capitalized Interest(\$)</u>	<u>Construction Fund(\$)</u>
03/04	2,050,000	137,089	137,815	0	0
04/05	1,965,000	1,518,320	1,550,768	0	0
05/06	1,965,000	1,518,320	1,525,241	0	0
06/07	1,930,000	1,518,320	1,522,501	0	0

#### B. TAX COLLECTION

<u>Taxes Due(\$)</u>	<u>Taxes Unpaid(\$)</u>	<u>Percent</u>	<u>Teeter Plan</u>
1,552,845	44,225	3	No
1,534,715	38,819	3	No
1,534,828	70,651	5	No
0	0	0	No

#### C. DELINQUENT PARCELS

<u>Year</u>	<u>Reporting Date</u>	<u># of Parcels</u>	<u>Total Amount Due(\$)</u>
03/04	06-30-04	39	44,225
04/05	09-23-05	28	46,735
05/06	09-23-05	52	70,651
06/07	09-11-07	0	0

#### D. FORECLOSURE

<u># of Parcels</u>	<u>Total Amount of Taxes Due (\$)</u>
0	0
0	0
0	0
0	0

#### E. ASSESSED VALUE OF PARCELS

<u>Reporting Date</u>	<u>Appraisal/ Tax Roll</u>	<u>Assessed Value(\$)</u>
01-01-04	Tax Roll	115,202,947
07-01-05	Tax Roll	261,533,834
06-30-06	Tax Roll	375,954,954
07-01-07	Tax Roll	0

#### F. MISCELLANEOUS

Assessed Value, Tax Collection & Delinquent Reporting Information for CFD No 2001-1 are contained in 2001-1746.



## 2007 MELLO-ROOS YEARLY FISCAL STATUS REPORT

<u>Date</u>	<u>Amount(\$)</u>	<u>Issuing Entity, County, Type of Debt, Purpose</u>	<u>Rating(s) Enhancmt</u>	<u>Type of Sale</u>	<u>Role, Participant</u>	<u>Maturity Date/ Type</u>	<u>Interest Rate/ Type</u>
12-15-04	\$26,570,000	Murrieta CFD No 2003-1 Riverside CDIAC Number: 2004-1784 Limited tax obligation bond Multiple capital improvements, public works Murrieta Springs	NR	Neg	(BC) Harper & Burns (FA) Urban Futures (TR) Union Bank of CA (UW) Piper Jaffray & Co	09-01-34 Comb	5.405 NIC

### YEARLY FISCAL STATUS REPORT INFORMATION

#### A. FUND BALANCES

<u>Year</u>	<u>Principal Amt Outstanding(\$)</u>	<u>Minimum Bond Reserve(\$)</u>	<u>Bond Reserve Fund(\$)</u>	<u>Capitalized Interest(\$)</u>	<u>Construction Fund(\$)</u>
04/05	26,570,000	1,796,200	1,800,223	1,153,759	22,444,038
05/06	26,570,000	1,796,200	1,816,409	0	11,383,902
06/07	26,095,000	1,796,200	1,834,479	0	5,904,456

#### B. TAX COLLECTION

<u>Year</u>	<u>Taxes Due(\$)</u>	<u>Taxes Unpaid(\$)</u>	<u>Percent</u>	<u>Teeter Plan</u>
04/05	0	0	0	No
05/06	1,304,701	0	0	No
06/07	1,938,185	226,681	12	No

#### C. DELINQUENT PARCELS

<u>Year</u>	<u>Reporting Date</u>	<u># of Parcels</u>	<u>Total Amount Due(\$)</u>
04/05	09-23-05	0	0
05/06	10-06-06	0	0
06/07	09-11-07	100	226,681

#### D. FORECLOSURE

<u># of Parcels</u>	<u>Total Amount of Taxes Due (\$)</u>
0	0
0	0
0	0

#### E. ASSESSED VALUE OF PARCELS

<u>Reporting Date</u>	<u>Appraisal/ Tax Roll</u>	<u>Assessed Value(\$)</u>
07-01-05	Appraisal	99,648,000
07-01-06	Tax Roll	305,925,568
07-01-07	Tax Roll	374,415,021

#### F. MISCELLANEOUS



## 2007 MELLO-ROOS YEARLY FISCAL STATUS REPORT

<u>Date</u>	<u>Amount(\$)</u>	<u>Issuing Entity, County, Type of Debt, Purpose</u>	<u>Rating(s) Enhancmt</u>	<u>Type of Sale</u>	<u>Role, Participant</u>	<u>Maturity Date/ Type</u>	<u>Interest Rate/ Type</u>
12-11-03	\$7,000,000	Murrieta CFD No 2003-2 Riverside CDIAC Number: 2003-2060 Limited tax obligation bond Multiple capital improvements, public works Blackmore Ranch	NR	Neg	(BC) Harper & Burns (FA) Urban Futures (TR) Union Bank of CA (UW) Wedbush Morgan Sec	09-01-34 Comb	6.133 NIC

### YEARLY FISCAL STATUS REPORT INFORMATION

#### A. FUND BALANCES

<u>Year</u>	<u>Principal Amt Outstanding(\$)</u>	<u>Minimum Bond Reserve(\$)</u>	<u>Bond Reserve Fund(\$)</u>	<u>Capitalized Interest(\$)</u>	<u>Construction Fund(\$)</u>
03/04	7,000,000	507,985	499,423	200,339	4,659,837
04/05	6,895,000	507,985	502,635	0	2,174,018
05/06	6,895,000	507,985	508,184	0	1,148,261
06/07	6,785,000	507,985	509,675	0	1,068,927

#### B. TAX COLLECTION

<u>Year</u>	<u>Taxes Due(\$)</u>	<u>Taxes Unpaid(\$)</u>	<u>Percent</u>	<u>Teeter Plan</u>
03/04	0	0	0	No
04/05	525,017	36,773	7	No
05/06	526,426	19,799	4	No
06/07	583,515	74,603	13	No

#### C. DELINQUENT PARCELS

<u>Year</u>	<u>Reporting Date</u>	<u># of Parcels</u>	<u>Total Amount Due(\$)</u>
03/04	06-30-04	0	0
04/05	09-23-05	14	36,773
05/06	10-06-06	6	19,799
06/07	09-11-07	25	81,590

#### D. FORECLOSURE

<u># of Parcels</u>	<u>Total Amount of Taxes Due (\$)</u>
0	0
0	0
0	0
0	0

#### E. ASSESSED VALUE OF PARCELS

<u>Reporting Date</u>	<u>Appraisal/ Tax Roll</u>	<u>Assessed Value(\$)</u>
01-01-04	Appraisal	21,400,000
07-01-05	Tax Roll	56,205,892
07-01-06	Tax Roll	90,581,449
07-01-07	Tax Roll	103,074,002

#### F. MISCELLANEOUS



## 2007 MELLO-ROOS YEARLY FISCAL STATUS REPORT

<u>Date</u>	<u>Amount(\$)</u>	<u>Issuing Entity, County, Type of Debt, Purpose</u>	<u>Rating(s) Enhancmt</u>	<u>Type of Sale</u>	<u>Role, Participant</u>	<u>Maturity Date/ Type</u>	<u>Interest Rate/ Type</u>
06-21-05	\$18,070,000	Murrieta CFD No 2003-3 Riverside CDIAC Number: 2005-0328 Limited tax obligation bond Multiple capital improvements, public works Creekside Village IA No 1	NR	Neg	(BC) Harper & Burns (FA) Urban Futures (TR) Union Bank of CA (UW) Piper Jaffray & Co	09-01-35 Comb	5.268 NIC

### YEARLY FISCAL STATUS REPORT INFORMATION

#### A. FUND BALANCES

<u>Year</u>	<u>Principal Amt Outstanding(\$)</u>	<u>Minimum Bond Reserve(\$)</u>	<u>Bond Reserve Fund(\$)</u>	<u>Capitalized Interest(\$)</u>	<u>Construction Fund(\$)</u>
04/05	18,070,000	1,533,219	1,533,219	1,571,228	13,266,703
05/06	18,070,000	1,536,092	1,536,092	984,029	13,688,626
06/07	18,070,000	1,551,473	1,560,534	0	8,018,948

#### B. TAX COLLECTION

<u>Year</u>	<u>Taxes Due(\$)</u>	<u>Taxes Unpaid(\$)</u>	<u>Percent</u>	<u>Teeter Plan</u>
04/05	0	0	0	No
05/06	0	0	0	No
06/07	455,402	49,461	11	No

#### C. DELINQUENT PARCELS

<u>Year</u>	<u>Reporting Date</u>	<u># of Parcels</u>	<u>Total Amount Due(\$)</u>
04/05	09-23-05	0	0
05/06	10-06-06	0	0
06/07	09-11-07	23	49,461

#### D. FORECLOSURE

<u># of Parcels</u>	<u>Total Amount of Taxes Due (\$)</u>
0	0
0	0
0	0

#### E. ASSESSED VALUE OF PARCELS

<u>Reporting Date</u>	<u>Appraisal/ Tax Roll</u>	<u>Assessed Value(\$)</u>
07-01-05	Appraisal	51,800,000
07-01-06	Tax Roll	60,385,499
07-01-07	Tax Roll	152,213,929

#### F. MISCELLANEOUS



## 2007 MELLO-ROOS YEARLY FISCAL STATUS REPORT

<u>Date</u>	<u>Amount(\$)</u>	<u>Issuing Entity, County, Type of Debt, Purpose</u>	<u>Rating(s) Enhancmt</u>	<u>Type of Sale</u>	<u>Role, Participant</u>	<u>Maturity Date/ Type</u>	<u>Interest Rate/ Type</u>
04-07-04	\$4,000,000	Murrieta CFD No 2003-4 Riverside CDIAC Number: 2003-1785 Limited tax obligation bond Multiple capital improvements, public works Bluestone/Mapleton	NR	Neg	(BC) Harper & Burns (FA) Urban Futures (TR) Union Bank of CA (UW) Piper Jaffray & Co	09-01-34 Comb	5.491 NIC

### YEARLY FISCAL STATUS REPORT INFORMATION

#### A. FUND BALANCES

<u>Year</u>	<u>Principal Amt Outstanding(\$)</u>	<u>Minimum Bond Reserve(\$)</u>	<u>Bond Reserve Fund(\$)</u>	<u>Capitalized Interest(\$)</u>	<u>Construction Fund(\$)</u>
04/05	3,040,000	273,534	275,651	0	168
05/06	3,940,000	273,534	225,622	0	0
06/07	3,880,000	273,534	273,654	0	0

#### B. TAX COLLECTION

<u>Year</u>	<u>Taxes Due(\$)</u>	<u>Taxes Unpaid(\$)</u>	<u>Percent</u>	<u>Teeter Plan</u>
04/05	244,428	0	0	No
05/06	239,063	142,388	60	No
06/07	306,107	37,733	12	No

#### C. DELINQUENT PARCELS

<u>Year</u>	<u>Reporting Date</u>	<u># of Parcels</u>	<u>Total Amount Due(\$)</u>
04/05	09-23-05	0	0
05/06	10-06-06	6	142,388
06/07	09-11-07	26	180,121

#### D. FORECLOSURE

<u># of Parcels</u>	<u>Total Amount of Taxes Due (\$)</u>
0	0
0	0
0	0

#### E. ASSESSED VALUE OF PARCELS

<u>Reporting Date</u>	<u>Appraisal/ Tax Roll</u>	<u>Assessed Value(\$)</u>
07-01-05	Tax Roll	25,745,671
07-01-06	Tax Roll	62,579,384
07-01-07	Tax Roll	71,943,626

#### F. MISCELLANEOUS



## 2007 MELLO-ROOS YEARLY FISCAL STATUS REPORT

<u>Date</u>	<u>Amount(\$)</u>	<u>Issuing Entity, County, Type of Debt, Purpose</u>	<u>Rating(s) Enhancmt</u>	<u>Type of Sale</u>	<u>Role, Participant</u>	<u>Maturity Date/ Type</u>	<u>Interest Rate/ Type</u>
12-14-04	\$4,710,000	Murrieta CFD No 2004-1 Riverside CDIAC Number: 2004-1785 Limited tax obligation bond Multiple capital improvements, public works Bremerton	NR	Neg	(BC) Harper & Burns (FA) Urban Futures (TR) Union Bank of CA (UW) Southwest Securities	09-01-34 Comb	5.523 NIC

### YEARLY FISCAL STATUS REPORT INFORMATION

#### A. FUND BALANCES

<u>Year</u>	<u>Principal Amt Outstanding(\$)</u>	<u>Minimum Bond Reserve(\$)</u>	<u>Bond Reserve Fund(\$)</u>	<u>Capitalized Interest(\$)</u>	<u>Construction Fund(\$)</u>
04/05	4,710,000	325,195	327,018	121,060	2,823,530
05/06	6,895,000	507,985	508,184	0	1,148,261
06/07	4,625,000	325,195	326,497	0	33,215

#### B. TAX COLLECTION

<u>Year</u>	<u>Taxes Due(\$)</u>	<u>Taxes Unpaid(\$)</u>	<u>Percent</u>	<u>Teeter Plan</u>
04/05	0	0	0	No
05/06	526,426	19,799	4	No
06/07	373,722	44,886	12	No

#### C. DELINQUENT PARCELS

<u>Year</u>	<u>Reporting Date</u>	<u># of Parcels</u>	<u>Total Amount Due(\$)</u>
04/05	09-23-05	0	0
05/06	10-06-06	6	19,799
06/07	09-11-07	22	50,438

#### D. FORECLOSURE

<u># of Parcels</u>	<u>Total Amount of Taxes Due (\$)</u>
0	0
0	0
0	0

#### E. ASSESSED VALUE OF PARCELS

<u>Reporting Date</u>	<u>Appraisal/ Tax Roll</u>	<u>Assessed Value(\$)</u>
07-01-05	Tax Roll	35,465,092
07-01-06	Tax Roll	90,581,449
07-01-07	Tax Roll	93,356,329

#### F. MISCELLANEOUS



## 2007 MELLO-ROOS YEARLY FISCAL STATUS REPORT

<u>Date</u>	<u>Amount(\$)</u>	<u>Issuing Entity, County, Type of Debt, Purpose</u>	<u>Rating(s) Enhancmt</u>	<u>Type of Sale</u>	<u>Role, Participant</u>	<u>Maturity Date/ Type</u>	<u>Interest Rate/ Type</u>
05-11-05	\$2,605,000	Murrieta CFD No 2004-2 Riverside CDIAC Number: 2005-0346 Limited tax obligation bond Multiple capital improvements, public works Murrieta Fields	NR	Neg	(BC) Harper & Burns (FA) Urban Futures (TR) Union Bank of CA (UW) Kinsell Newcomb	09-01-35 Comb	5.306 NIC

### YEARLY FISCAL STATUS REPORT INFORMATION

#### A. FUND BALANCES

<u>Year</u>	<u>Principal Amt Outstanding(\$)</u>	<u>Minimum Bond Reserve(\$)</u>	<u>Bond Reserve Fund(\$)</u>	<u>Capitalized Interest(\$)</u>	<u>Construction Fund(\$)</u>
04/05	2,605,000	176,986	176,986	167,935	2,011,223
05/06	2,605,000	176,986	180,720	69,053	678,590
06/07	2,605,000	176,986	179,947	0	76,165

#### B. TAX COLLECTION

<u>Year</u>	<u>Taxes Due(\$)</u>	<u>Taxes Unpaid(\$)</u>	<u>Percent</u>	<u>Teeter Plan</u>
04/05	0	0	0	No
05/06	0	0	0	No
06/07	193,938	0	0	No

#### C. DELINQUENT PARCELS

<u>Year</u>	<u>Reporting Date</u>	<u># of Parcels</u>	<u>Total Amount Due(\$)</u>
04/05	09-23-05	0	0
05/06	10-06-06	0	0
06/07	09-11-07	0	0

#### D. FORECLOSURE

<u># of Parcels</u>	<u>Total Amount of Taxes Due (\$)</u>
0	0
0	0
0	0

#### E. ASSESSED VALUE OF PARCELS

<u>Reporting Date</u>	<u>Appraisal/ Tax Roll</u>	<u>Assessed Value(\$)</u>
07-01-05	Appraisal	14,620,000
07-01-06	Appraisal	14,620,000
07-01-07	Tax Roll	29,563,988

#### F. MISCELLANEOUS



## 2007 MELLO-ROOS YEARLY FISCAL STATUS REPORT

<u>Date</u>	<u>Amount(\$)</u>	<u>Issuing Entity, County, Type of Debt, Purpose</u>	<u>Rating(s) Enhancmt</u>	<u>Type of Sale</u>	<u>Role, Participant</u>	<u>Maturity Date/ Type</u>	<u>Interest Rate/ Type</u>
10-12-05	\$5,335,000	Murrieta CFD No 2004-3 Riverside CDIAC Number: 2005-0329 Limited tax obligation bond Multiple capital improvements, public works Meadowlane/Amberwalk I & II	NR	Neg	(BC) Harper & Burns (FA) Urban Futures (TR) Union Bank of CA (UW) Southwest Securities	09-01-35 Comb	5.118 NIC

### YEARLY FISCAL STATUS REPORT INFORMATION

#### A. FUND BALANCES

<u>Year</u>	<u>Principal Amt Outstanding(\$)</u>	<u>Minimum Bond Reserve(\$)</u>	<u>Bond Reserve Fund(\$)</u>	<u>Capitalized Interest(\$)</u>	<u>Construction Fund(\$)</u>
05/06	5,335,000	354,000	358,016	134,280	33,987
06/07	5,335,000	354,000	360,294	0	35,520

#### B. TAX COLLECTION

<u>Taxes Due(\$)</u>	<u>Taxes Unpaid(\$)</u>	<u>Percent</u>	<u>Teeter Plan</u>
0	0	0	No
373,847	35,471	9	No

#### C. DELINQUENT PARCELS

<u>Year</u>	<u>Reporting Date</u>	<u># of Parcels</u>	<u>Total Amount Due(\$)</u>
05/06	10-06-06	0	0
06/07	09-11-07	43	35,471

#### D. FORECLOSURE

<u># of Parcels</u>	<u>Total Amount of Taxes Due (\$)</u>
0	0
0	0

#### E. ASSESSED VALUE OF PARCELS

<u>Reporting Date</u>	<u>Appraisal/ Tax Roll</u>	<u>Assessed Value(\$)</u>
07-01-06	Tax Roll	89,956,002
07-01-07	Tax Roll	114,604,096

#### F. MISCELLANEOUS





## 2007 MELLO-ROOS YEARLY FISCAL STATUS REPORT

<u>Date</u>	<u>Amount(\$)</u>	<u>Issuing Entity, County, Type of Debt, Purpose</u>	<u>Rating(s) Enhancmt</u>	<u>Type of Sale</u>	<u>Role, Participant</u>	<u>Maturity Date/ Type</u>	<u>Interest Rate/ Type</u>
06-22-05	\$4,455,000	Murrieta CFD No 2005-1 Riverside CDIAC Number: 2005-0330 Limited tax obligation bond Multiple capital improvements, public works Springbrook	NR	Neg	(BC) Harper & Burns (FA) Urban Futures (TR) Union Bank of CA (UW) Piper Jaffray & Co	09-01-35 Comb	5.262 NIC

### YEARLY FISCAL STATUS REPORT INFORMATION

#### A. FUND BALANCES

<u>Year</u>	<u>Principal Amt Outstanding(\$)</u>	<u>Minimum Bond Reserve(\$)</u>	<u>Bond Reserve Fund(\$)</u>	<u>Capitalized Interest(\$)</u>	<u>Construction Fund(\$)</u>
04/05	4,455,000	394,792	394,792	267,757	3,412,825
05/06	4,455,000	395,520	399,567	118,775	44,731
06/07	4,455,000	399,474	400,726	0	46,749

#### B. TAX COLLECTION

<u>Year</u>	<u>Taxes Due(\$)</u>	<u>Taxes Unpaid(\$)</u>	<u>Percent</u>	<u>Teeter Plan</u>
04/05	0	0	0	No
05/06	0	0	0	No
06/07	254,998	54,176	21	No

#### C. DELINQUENT PARCELS

<u>Year</u>	<u>Reporting Date</u>	<u># of Parcels</u>	<u>Total Amount Due(\$)</u>
04/05	09-23-05	0	0
05/06	10-06-06	0	0
06/07	09-11-07	29	54,176

#### D. FORECLOSURE

<u># of Parcels</u>	<u>Total Amount of Taxes Due (\$)</u>
0	0
0	0
0	0

#### E. ASSESSED VALUE OF PARCELS

<u>Reporting Date</u>	<u>Appraisal/ Tax Roll</u>	<u>Assessed Value(\$)</u>
07-01-05	Appraisal	16,960,000
07-01-06	Tax Roll	46,965,193
07-01-07	Tax Roll	54,543,312

#### F. MISCELLANEOUS



## 2007 MELLO-ROOS YEARLY FISCAL STATUS REPORT

<u>Date</u>	<u>Amount(\$)</u>	<u>Issuing Entity, County, Type of Debt, Purpose</u>	<u>Rating(s) Enhancmt</u>	<u>Type of Sale</u>	<u>Role, Participant</u>	<u>Maturity Date/ Type</u>	<u>Interest Rate/ Type</u>
11-21-96	\$3,360,000	Murrieta County Water District CFD No 88-1 Riverside CDIAC Number: 1996-1474 Limited tax obligation bond Multiple capital improvements, public works Federally Taxable State Taxable Refunding	NR	Neg	(BC) Bowie Arneson Kadi (FA) Fieldman Rolapp (TR) US Trust Co of CA (UW) Murrieta Water PFA	10-01-21 Term	6.023 NIC

### YEARLY FISCAL STATUS REPORT INFORMATION

#### A. FUND BALANCES

<u>Year</u>	<u>Principal Amt Outstanding(\$)</u>	<u>Minimum Bond Reserve(\$)</u>	<u>Bond Reserve Fund(\$)</u>	<u>Capitalized Interest(\$)</u>	<u>Construction Fund(\$)</u>
01/02	2,945,000	0	273,687	0	0
02/03	2,845,000	269,539	272,369	0	0
03/04	2,740,000	269,540	272,363	0	0
05/06	2,505,000	269,470	276,189	0	0
06/07	2,375,000	269,470	269,470	0	0

#### B. TAX COLLECTION

<u>Year</u>	<u>Taxes Due(\$)</u>	<u>Taxes Unpaid(\$)</u>	<u>Percent</u>	<u>Teeter Plan</u>
01/02	498,588	69,791	14	No
02/03	536,640	34,171	6	No
03/04	618,792	90,355	15	No
05/06	666,871	67,960	10	No
06/07	3,412,153	75,368	2	No

#### C. DELINQUENT PARCELS

<u>Year</u>	<u>Reporting Date</u>	<u># of Parcels</u>	<u>Total Amount Due(\$)</u>
01/02	04-10-02	139	69,791
02/03	06-30-03	133	38,880
03/04	06-30-04	207	100,292
05/06	06-30-06	134	162,765
06/07	06-30-07	154	53,148

#### D. FORECLOSURE

<u># of Parcels</u>	<u>Total Amount of Taxes Due (\$)</u>
0	0
0	0
0	0
0	0
0	0

#### E. ASSESSED VALUE OF PARCELS

<u>Reporting Date</u>	<u>Appraisal/ Tax Roll</u>	<u>Assessed Value(\$)</u>
01-01-02	Tax Roll	281,551,715
01-01-03	Tax Roll	346,642,997
01-01-04	Tax Roll	413,479,868
01-01-06	Tax Roll	791,620,474
01-01-07	Tax Roll	922,662,702

#### F. MISCELLANEOUS



## 2007 MELLO-ROOS YEARLY FISCAL STATUS REPORT

<u>Date</u>	<u>Amount(\$)</u>	<u>Issuing Entity, County, Type of Debt, Purpose</u>	<u>Rating(s) Enhancmt</u>	<u>Type of Sale</u>	<u>Role, Participant</u>	<u>Maturity Date/ Type</u>	<u>Interest Rate/ Type</u>
11-21-96	\$8,930,000	Murrieta County Water District CFD No 88-1 Riverside CDIAC Number: 1996-1475 Limited tax obligation bond Multiple capital improvements, public works IA No 2 Federally Taxable State Taxable Refunding	NR	Neg	(BC) Bowie Arneson Kadi (FA) Fieldman Rolapp (TR) US Trust Co of CA (UW) Murrieta Water PFA	10-01-21 Term	6.023 NIC

### YEARLY FISCAL STATUS REPORT INFORMATION

#### A. FUND BALANCES

<u>Year</u>	<u>Principal Amt Outstanding(\$)</u>	<u>Minimum Bond Reserve(\$)</u>	<u>Bond Reserve Fund(\$)</u>	<u>Capitalized Interest(\$)</u>	<u>Construction Fund(\$)</u>
01/02	8,390,000	0	728,324	0	0
02/03	8,230,000	716,340	755,525	0	0
03/04	7,845,000	716,340	723,868	0	0
05/06	7,360,000	716,155	723,872	0	0
06/07	7,090,000	716,155	723,873	0	0

#### B. TAX COLLECTION

<u>Year</u>	<u>Taxes Due(\$)</u>	<u>Taxes Unpaid(\$)</u>	<u>Percent</u>	<u>Teeter Plan</u>
01/02	804,436	26,354	3	No
02/03	1,162,555	203,887	18	No
03/04	11,805,804	134,947	1	No
05/06	795,665	12,871	2	No
06/07	5,535,293	64,904	1	No

#### C. DELINQUENT PARCELS

<u>Year</u>	<u>Reporting Date</u>	<u># of Parcels</u>	<u>Total Amount Due(\$)</u>
01/02	04-10-02	4	26,354
02/03	06-30-03	2	203,887
03/04	06-30-04	31	145,544
05/06	06-30-06	47	43,981
06/07	06-30-07	30	37,068

#### D. FORECLOSURE

<u># of Parcels</u>	<u>Total Amount of Taxes Due (\$)</u>
0	0
0	0
0	0
0	0
0	0

#### E. ASSESSED VALUE OF PARCELS

<u>Reporting Date</u>	<u>Appraisal/ Tax Roll</u>	<u>Assessed Value(\$)</u>
01-01-02	Tax Roll	73,007,133
01-01-03	Tax Roll	96,124,490
01-01-04	Tax Roll	128,863,612
01-01-06	Tax Roll	185,156,868
01-01-07	Tax Roll	197,594,562

#### F. MISCELLANEOUS



## 2007 MELLO-ROOS YEARLY FISCAL STATUS REPORT

<u>Date</u>	<u>Amount(\$)</u>	<u>Issuing Entity, County, Type of Debt, Purpose</u>	<u>Rating(s) Enhancmt</u>	<u>Type of Sale</u>	<u>Role, Participant</u>	<u>Maturity Date/ Type</u>	<u>Interest Rate/ Type</u>
08-23-00	\$2,690,000	Murrieta County Water District CFD No 88-1 Riverside CDIAC Number: 2000-1409 Limited tax obligation bond Water supply, storage, distribution Jr Lien	NR	Neg	(BC) Bowie Arneson Wiles (FA) Fieldman Rolapp (TR) US Trust Co of CA (UW) Stone & Youngberg	12-01-30 Comb	6.728 NIC

### YEARLY FISCAL STATUS REPORT INFORMATION

#### A. FUND BALANCES

<u>Year</u>	<u>Principal Amt Outstanding(\$)</u>	<u>Minimum Bond Reserve(\$)</u>	<u>Bond Reserve Fund(\$)</u>	<u>Capitalized Interest(\$)</u>	<u>Construction Fund(\$)</u>
01/02	2,675,000	215,017	104,480	0	528,374
02/03	2,655,000	215,017	173,381	0	1,210,360
03/04	2,635,000	215,018	186,308	0	653,601
05/06	2,555,000	215,018	218,407	0	0
06/07	2,510,000	215,018	218,911	0	0

#### B. TAX COLLECTION

<u>Taxes Due(\$)</u>	<u>Taxes Unpaid(\$)</u>	<u>Percent</u>	<u>Teeter Plan</u>
498,588	69,791	14	No
536,640	34,171	6	No
618,792	90,355	15	No
666,871	67,960	10	No
3,412,153	75,368	2	No

#### C. DELINQUENT PARCELS

<u>Year</u>	<u>Reporting Date</u>	<u># of Parcels</u>	<u>Total Amount Due(\$)</u>
01/02	04-10-02	139	69,721
02/03	06-30-03	133	38,880
03/04	06-30-04	207	100,292
05/06	06-30-06	134	162,765
06/07	06-30-07	154	53,148

#### D. FORECLOSURE

<u># of Parcels</u>	<u>Total Amount of Taxes Due (\$)</u>
0	0
0	0
0	0
0	0
0	0

#### E. ASSESSED VALUE OF PARCELS

<u>Reporting Date</u>	<u>Appraisal/ Tax Roll</u>	<u>Assessed Value(\$)</u>
01-01-02	Tax Roll	281,551,715
01-01-03	Tax Roll	346,642,997
01-01-04	Tax Roll	413,479,868
01-01-06	Tax Roll	791,620,474
01-01-07	Tax Roll	922,662,702

#### F. MISCELLANEOUS



## 2007 MELLO-ROOS YEARLY FISCAL STATUS REPORT

<u>Date</u>	<u>Amount(\$)</u>	<u>Issuing Entity, County, Type of Debt, Purpose</u>	<u>Rating(s) Enhancmt</u>	<u>Type of Sale</u>	<u>Role, Participant</u>	<u>Maturity Date/ Type</u>	<u>Interest Rate/ Type</u>
06-29-00	\$3,050,000	Murrieta County Water District CFD No 99-1 Riverside CDIAC Number: 2000-0140 Limited tax obligation bond Multiple capital improvements, public works	NR	Neg	(BC) Bowie Arneson Wiles (FA) Fieldman Rolapp (TR) Union Bank of CA (UW) Stone & Youngberg	10-01-30 Comb	7.003 NIC

### YEARLY FISCAL STATUS REPORT INFORMATION

#### A. FUND BALANCES

<u>Year</u>	<u>Principal Amt Outstanding(\$)</u>	<u>Minimum Bond Reserve(\$)</u>	<u>Bond Reserve Fund(\$)</u>	<u>Capitalized Interest(\$)</u>	<u>Construction Fund(\$)</u>
01/02	3,050,000	305,000	313,957	0	863,315
02/03	3,050,000	305,000	313,910	0	327,753
03/04	3,050,000	305,000	313,909	0	347,695
05/06	3,045,000	305,000	313,937	0	370,874
06/07	3,035,000	305,000	313,994	0	440,687

#### B. TAX COLLECTION

<u>Year</u>	<u>Taxes Due(\$)</u>	<u>Taxes Unpaid(\$)</u>	<u>Percent</u>	<u>Teeter Plan</u>
01/02	250,080	18,000	7	No
02/03	251,256	12,485	5	No
03/04	237,842	2,955	1	No
05/06	250,159	12,430	5	No
06/07	1,484,148	10,158	1	No

#### C. DELINQUENT PARCELS

<u>Year</u>	<u>Reporting Date</u>	<u># of Parcels</u>	<u>Total Amount Due(\$)</u>
01/02	04-10-02	17	18,000
02/03	06-30-03	0	13,985
03/04	06-30-04	4	2,955
05/06	06-30-06	10	12,430
06/07	06-30-07	8	8,605

#### D. FORECLOSURE

<u># of Parcels</u>	<u>Total Amount of Taxes Due (\$)</u>
0	0
0	0
0	0
0	0
0	0

#### E. ASSESSED VALUE OF PARCELS

<u>Reporting Date</u>	<u>Appraisal/ Tax Roll</u>	<u>Assessed Value(\$)</u>
01-01-02	Tax Roll	41,302,293
01-01-03	Tax Roll	52,006,598
01-01-04	Tax Roll	53,867,792
01-01-06	Tax Roll	61,810,740
01-01-07	Tax Roll	66,962,560

#### F. MISCELLANEOUS



## 2007 MELLO-ROOS YEARLY FISCAL STATUS REPORT

<u>Date</u>	<u>Amount(\$)</u>	<u>Issuing Entity, County, Type of Debt, Purpose</u>	<u>Rating(s) Enhancmt</u>	<u>Type of Sale</u>	<u>Role, Participant</u>	<u>Maturity Date/ Type</u>	<u>Interest Rate/ Type</u>
07-28-06	\$15,337,039	Murrieta Valley Unified School District CFD No 2000-1 Riverside CDIAC Number: 2006-0702 Limited tax obligation bond K-12 school facility Refunding	NR	Neg	(BC) Rutan & Tucker (FA) Dolinka Group (TR) Zions First Natl Bk (UW) Murrieta Valley USD PFA	09-01-34 Serial	

### YEARLY FISCAL STATUS REPORT INFORMATION

#### A. FUND BALANCES

<u>Year</u>	<u>Principal Amt Outstanding(\$)</u>	<u>Minimum Bond Reserve(\$)</u>	<u>Bond Reserve Fund(\$)</u>	<u>Capitalized Interest(\$)</u>	<u>Construction Fund(\$)</u>
06/07	15,337,039	0	0	0	1,155,164

#### B. TAX COLLECTION

<u>Taxes Due(\$)</u>	<u>Taxes Unpaid(\$)</u>	<u>Percent</u>	<u>Teeter Plan</u>
1,140,880	106,510	9	No

#### C. DELINQUENT PARCELS

<u>Year</u>	<u>Reporting Date</u>	<u># of Parcels</u>	<u>Total Amount Due(\$)</u>
06/07	06-30-07	160	166,116

#### D. FORECLOSURE

<u># of Parcels</u>	<u>Total Amount of Taxes Due (\$)</u>
96	79,225

#### E. ASSESSED VALUE OF PARCELS

<u>Reporting Date</u>	<u>Appraisal/ Tax Roll</u>	<u>Assessed Value(\$)</u>
07-01-07	Tax Roll	326,595,438

#### F. MISCELLANEOUS



## 2007 MELLO-ROOS YEARLY FISCAL STATUS REPORT

<u>Date</u>	<u>Amount(\$)</u>	<u>Issuing Entity, County, Type of Debt, Purpose</u>	<u>Rating(s) Enhancmt</u>	<u>Type of Sale</u>	<u>Role, Participant</u>	<u>Maturity Date/ Type</u>	<u>Interest Rate/ Type</u>
07-28-06	\$11,980,149	Murrieta Valley Unified School District CFD No 2000-2 Riverside CDIAC Number: 2006-0703 Limited tax obligation bond K-12 school facility Refunding	NR	Neg	(BC) Rutan & Tucker (FA) Dolinka Group (TR) Zions First Natl Bk (UW) Murrieta Valley USD PFA	09-01-32 Serial	

### YEARLY FISCAL STATUS REPORT INFORMATION

#### A. FUND BALANCES

<u>Year</u>	<u>Principal Amt Outstanding(\$)</u>	<u>Minimum Bond Reserve(\$)</u>	<u>Bond Reserve Fund(\$)</u>	<u>Capitalized Interest(\$)</u>	<u>Construction Fund(\$)</u>
06/07	11,980,149	0	0	0	1,937,547

#### B. TAX COLLECTION

<u>Taxes Due(\$)</u>	<u>Taxes Unpaid(\$)</u>	<u>Percent</u>	<u>Teeter Plan</u>
925,062	122,120	13	No

#### C. DELINQUENT PARCELS

<u>Year</u>	<u>Reporting Date</u>	<u># of Parcels</u>	<u>Total Amount Due(\$)</u>
06/07	06-30-07	107	122,120

#### D. FORECLOSURE

<u># of Parcels</u>	<u>Total Amount of Taxes Due (\$)</u>
73	101,915

#### E. ASSESSED VALUE OF PARCELS

<u>Reporting Date</u>	<u>Appraisal/ Tax Roll</u>	<u>Assessed Value(\$)</u>
07-01-07	Tax Roll	200,903,809

#### F. MISCELLANEOUS



## 2007 MELLO-ROOS YEARLY FISCAL STATUS REPORT

<u>Date</u>	<u>Amount(\$)</u>	<u>Issuing Entity, County, Type of Debt, Purpose</u>	<u>Rating(s) Enhancmt</u>	<u>Type of Sale</u>	<u>Role, Participant</u>	<u>Maturity Date/ Type</u>	<u>Interest Rate/ Type</u>
07-28-06	\$3,222,945	Murrieta Valley Unified School District CFD No 2001-1 Riverside CDIAC Number: 2006-0704 Limited tax obligation bond K-12 school facility Refunding	NR	Neg	(BC) Rutan & Tucker (FA) Dolinka Group (TR) Zions First Natl Bk (UW) Murrieta Valley USD PFA	09-01-31 Serial	

### YEARLY FISCAL STATUS REPORT INFORMATION

#### A. FUND BALANCES

<u>Year</u>	<u>Principal Amt Outstanding(\$)</u>	<u>Minimum Bond Reserve(\$)</u>	<u>Bond Reserve Fund(\$)</u>	<u>Capitalized Interest(\$)</u>	<u>Construction Fund(\$)</u>
06/07	3,222,945	0	0	0	459,028

#### B. TAX COLLECTION

<u>Taxes Due(\$)</u>	<u>Taxes Unpaid(\$)</u>	<u>Percent</u>	<u>Teeter Plan</u>
273,385	14,053	5	No

#### C. DELINQUENT PARCELS

<u>Year</u>	<u>Reporting Date</u>	<u># of Parcels</u>	<u>Total Amount Due(\$)</u>
06/07	06-30-07	11	22,995

#### D. FORECLOSURE

<u># of Parcels</u>	<u>Total Amount of Taxes Due (\$)</u>
0	0

#### E. ASSESSED VALUE OF PARCELS

<u>Reporting Date</u>	<u>Appraisal/ Tax Roll</u>	<u>Assessed Value(\$)</u>
07-01-07	Tax Roll	59,719,301

#### F. MISCELLANEOUS





## 2007 MELLO-ROOS YEARLY FISCAL STATUS REPORT

<u>Date</u>	<u>Amount(\$)</u>	<u>Issuing Entity, County, Type of Debt, Purpose</u>	<u>Rating(s) Enhancmt</u>	<u>Type of Sale</u>	<u>Role, Participant</u>	<u>Maturity Date/ Type</u>	<u>Interest Rate/ Type</u>
08-12-04	\$2,930,928	Murrieta Valley Unified School District CFD No 2001-2 Riverside CDIAC Number: 2004-1324 Limited tax obligation bond K-12 school facility Refunding	NR	Neg	(BC) Rutan & Tucker (TR) Zions First Natl Bk (UW) Murrieta Valley USD PFA	09-01-31 Term	

### YEARLY FISCAL STATUS REPORT INFORMATION

#### A. FUND BALANCES

<u>Year</u>	<u>Principal Amt Outstanding(\$)</u>	<u>Minimum Bond Reserve(\$)</u>	<u>Bond Reserve Fund(\$)</u>	<u>Capitalized Interest(\$)</u>	<u>Construction Fund(\$)</u>
04/05	2,930,928	53,838	54,224	0	256,646
05/06	28,880,549	53,838	54,572	0	223,314
06/07	2,824,047	53,838	54,390	0	153,263

#### B. TAX COLLECTION

<u>Year</u>	<u>Taxes Due(\$)</u>	<u>Taxes Unpaid(\$)</u>	<u>Percent</u>	<u>Teeter Plan</u>
04/05	255,431	6,678	3	No
05/06	255,431	11,741	5	No
06/07	255,431	13,971	5	No

#### C. DELINQUENT PARCELS

<u>Year</u>	<u>Reporting Date</u>	<u># of Parcels</u>	<u>Total Amount Due(\$)</u>
04/05	06-30-05	8	6,678
05/06	06-30-06	11	12,352
06/07	06-30-07	24	32,718

#### D. FORECLOSURE

<u># of Parcels</u>	<u>Total Amount of Taxes Due (\$)</u>
0	0
0	0
0	0

#### E. ASSESSED VALUE OF PARCELS

<u>Reporting Date</u>	<u>Appraisal/ Tax Roll</u>	<u>Assessed Value(\$)</u>
07-01-05	Tax Roll	60,976,362
07-01-06	Tax Roll	66,352,238
07-01-07	Tax Roll	70,279,329

#### F. MISCELLANEOUS



## 2007 MELLO-ROOS YEARLY FISCAL STATUS REPORT

<u>Date</u>	<u>Amount(\$)</u>	<u>Issuing Entity, County, Type of Debt, Purpose</u>	<u>Rating(s) Enhancmt</u>	<u>Type of Sale</u>	<u>Role, Participant</u>	<u>Maturity Date/ Type</u>	<u>Interest Rate/ Type</u>
07-28-06	\$7,685,357	Murrieta Valley Unified School District CFD No 2001-4 Riverside CDIAC Number: 2006-0705 Limited tax obligation bond K-12 school facility Refunding	NR	Neg	(BC) Rutan & Tucker (FA) Dolinka Group (TR) Zions First Natl Bk (UW) Murrieta Valley USD PFA	09-01-35 Serial	

### YEARLY FISCAL STATUS REPORT INFORMATION

#### A. FUND BALANCES

<u>Year</u>	<u>Principal Amt Outstanding(\$)</u>	<u>Minimum Bond Reserve(\$)</u>	<u>Bond Reserve Fund(\$)</u>	<u>Capitalized Interest(\$)</u>	<u>Construction Fund(\$)</u>
06/07	7,685,357	0	0	0	869,434

#### B. TAX COLLECTION

<u>Taxes Due(\$)</u>	<u>Taxes Unpaid(\$)</u>	<u>Percent</u>	<u>Teeter Plan</u>
582,322	59,044	10	No

#### C. DELINQUENT PARCELS

<u>Year</u>	<u>Reporting Date</u>	<u># of Parcels</u>	<u>Total Amount Due(\$)</u>
06/07	06-30-07	56	117,697

#### D. FORECLOSURE

<u># of Parcels</u>	<u>Total Amount of Taxes Due (\$)</u>
28	44,021

#### E. ASSESSED VALUE OF PARCELS

<u>Reporting Date</u>	<u>Appraisal/ Tax Roll</u>	<u>Assessed Value(\$)</u>
07-01-07	Tax Roll	132,699,954

#### F. MISCELLANEOUS



## 2007 MELLO-ROOS YEARLY FISCAL STATUS REPORT

<u>Date</u>	<u>Amount(\$)</u>	<u>Issuing Entity, County, Type of Debt, Purpose</u>	<u>Rating(s) Enhancmt</u>	<u>Type of Sale</u>	<u>Role, Participant</u>	<u>Maturity Date/ Type</u>	<u>Interest Rate/ Type</u>
07-28-06	\$3,216,419	Murrieta Valley Unified School District CFD No 2002-1 Riverside CDIAC Number: 2006-0706 Limited tax obligation bond K-12 school facility Refunding	NR	Neg	(BC) Rutan & Tucker (FA) Dolinka Group (TR) Zions First Natl Bk (UW) Murrieta Valley USD PFA	09-01-33 Serial	

### YEARLY FISCAL STATUS REPORT INFORMATION

#### A. FUND BALANCES

<u>Year</u>	<u>Principal Amt Outstanding(\$)</u>	<u>Minimum Bond Reserve(\$)</u>	<u>Bond Reserve Fund(\$)</u>	<u>Capitalized Interest(\$)</u>	<u>Construction Fund(\$)</u>
06/07	3,216,419	0	0	0	670,361

#### B. TAX COLLECTION

<u>Taxes Due(\$)</u>	<u>Taxes Unpaid(\$)</u>	<u>Percent</u>	<u>Teeter Plan</u>
265,062	24,297	9	No

#### C. DELINQUENT PARCELS

<u>Year</u>	<u>Reporting Date</u>	<u># of Parcels</u>	<u>Total Amount Due(\$)</u>
06/07	06-30-07	52	49,047

#### D. FORECLOSURE

<u># of Parcels</u>	<u>Total Amount of Taxes Due (\$)</u>
30	21,205

#### E. ASSESSED VALUE OF PARCELS

<u>Reporting Date</u>	<u>Appraisal/ Tax Roll</u>	<u>Assessed Value(\$)</u>
07-01-07	Tax Roll	158,778,646

#### F. MISCELLANEOUS



## 2007 MELLO-ROOS YEARLY FISCAL STATUS REPORT

<u>Date</u>	<u>Amount(\$)</u>	<u>Issuing Entity, County, Type of Debt, Purpose</u>	<u>Rating(s) Enhancmt</u>	<u>Type of Sale</u>	<u>Role, Participant</u>	<u>Maturity Date/ Type</u>	<u>Interest Rate/ Type</u>
07-28-06	\$2,401,058	Murrieta Valley Unified School District CFD No 2002-2 Riverside CDIAC Number: 2006-0707 Limited tax obligation bond K-12 school facility Refunding	NR	Neg	(BC) Rutan & Tucker (FA) Dolinka Group (TR) Zions First Natl Bk (UW) Murrieta Valley USD PFA	09-01-34 Serial	

### YEARLY FISCAL STATUS REPORT INFORMATION

#### A. FUND BALANCES

<u>Year</u>	<u>Principal Amt Outstanding(\$)</u>	<u>Minimum Bond Reserve(\$)</u>	<u>Bond Reserve Fund(\$)</u>	<u>Capitalized Interest(\$)</u>	<u>Construction Fund(\$)</u>
06/07	2,401,058	0	0	0	980,347

#### B. TAX COLLECTION

<u>Taxes Due(\$)</u>	<u>Taxes Unpaid(\$)</u>	<u>Percent</u>	<u>Teeter Plan</u>
195,694	16,158	8	No

#### C. DELINQUENT PARCELS

<u>Year</u>	<u>Reporting Date</u>	<u># of Parcels</u>	<u>Total Amount Due(\$)</u>
06/07	06-30-07	17	31,657

#### D. FORECLOSURE

<u># of Parcels</u>	<u>Total Amount of Taxes Due (\$)</u>
8	11,474

#### E. ASSESSED VALUE OF PARCELS

<u>Reporting Date</u>	<u>Appraisal/ Tax Roll</u>	<u>Assessed Value(\$)</u>
07-01-07	Tax Roll	45,892,436

#### F. MISCELLANEOUS



## 2007 MELLO-ROOS YEARLY FISCAL STATUS REPORT

<u>Date</u>	<u>Amount(\$)</u>	<u>Issuing Entity, County, Type of Debt, Purpose</u>	<u>Rating(s) Enhancmt</u>	<u>Type of Sale</u>	<u>Role, Participant</u>	<u>Maturity Date/ Type</u>	<u>Interest Rate/ Type</u>
07-28-06	\$4,467,288	Murrieta Valley Unified School District CFD No 2002-3 Riverside CDIAC Number: 2006-0708 Limited tax obligation bond K-12 school facility Refunding	NR	Neg	(BC) Rutan & Tucker (FA) Dolinka Group (TR) Zions First Natl Bk (UW) Murrieta Valley USD PFA	09-01-34 Serial	

### YEARLY FISCAL STATUS REPORT INFORMATION

#### A. FUND BALANCES

<u>Year</u>	<u>Principal Amt Outstanding(\$)</u>	<u>Minimum Bond Reserve(\$)</u>	<u>Bond Reserve Fund(\$)</u>	<u>Capitalized Interest(\$)</u>	<u>Construction Fund(\$)</u>
06/07	4,467,288	0	0	0	909,516

#### B. TAX COLLECTION

<u>Taxes Due(\$)</u>	<u>Taxes Unpaid(\$)</u>	<u>Percent</u>	<u>Teeter Plan</u>
353,752	40,450	11	No

#### C. DELINQUENT PARCELS

<u>Year</u>	<u>Reporting Date</u>	<u># of Parcels</u>	<u>Total Amount Due(\$)</u>
06/07	06-30-07	35	40,450

#### D. FORECLOSURE

<u># of Parcels</u>	<u>Total Amount of Taxes Due (\$)</u>
31	37,125

#### E. ASSESSED VALUE OF PARCELS

<u>Reporting Date</u>	<u>Appraisal/ Tax Roll</u>	<u>Assessed Value(\$)</u>
07-01-07	Tax Roll	99,923,589

#### F. MISCELLANEOUS



## 2007 MELLO-ROOS YEARLY FISCAL STATUS REPORT

<u>Date</u>	<u>Amount(\$)</u>	<u>Issuing Entity, County, Type of Debt, Purpose</u>	<u>Rating(s) Enhancmt</u>	<u>Type of Sale</u>	<u>Role, Participant</u>	<u>Maturity Date/ Type</u>	<u>Interest Rate/ Type</u>
05-05-04	\$2,735,000	Murrieta Valley Unified School District CFD No 2002-4 Riverside CDIAC Number: 2003-2212 Limited tax obligation bond K-12 school facility Capital Pacific IA A	NR	Neg	(BC) Rutan & Tucker (TR) Zions First Natl Bk (UW) Stone & Youngberg	09-01-36 Comb	6.024 NIC

### YEARLY FISCAL STATUS REPORT INFORMATION

#### A. FUND BALANCES

<u>Year</u>	<u>Principal Amt Outstanding(\$)</u>	<u>Minimum Bond Reserve(\$)</u>	<u>Bond Reserve Fund(\$)</u>	<u>Capitalized Interest(\$)</u>	<u>Construction Fund(\$)</u>
03/04	2,735,000	195,033	195,048	194,551	2,050,892
04/05	2,735,000	195,033	196,431	79,060	1,987,459
05/06	2,735,000	195,033	197,694	0	1,293,801
06/07	2,695,000	195,033	197,050	0	1,361,784

#### B. TAX COLLECTION

<u>Year</u>	<u>Taxes Due(\$)</u>	<u>Taxes Unpaid(\$)</u>	<u>Percent</u>	<u>Teeter Plan</u>
03/04	0	0	0	No
04/05	0	0	0	No
05/06	217,002	43,600	20	No
06/07	248,565	45,719	18	No

#### C. DELINQUENT PARCELS

<u>Year</u>	<u>Reporting Date</u>	<u># of Parcels</u>	<u>Total Amount Due(\$)</u>
03/04	06-30-04	0	0
04/05	06-30-05	0	0
05/06	06-30-06	24	43,600
06/07	06-30-07	24	45,719

#### D. FORECLOSURE

<u># of Parcels</u>	<u>Total Amount of Taxes Due (\$)</u>
0	0
0	0
13	23,800
22	43,377

#### E. ASSESSED VALUE OF PARCELS

<u>Reporting Date</u>	<u>Appraisal/ Tax Roll</u>	<u>Assessed Value(\$)</u>
06-30-04	Appraisal	13,300,000
07-01-05	Tax Roll	17,917,610
07-01-06	Tax Roll	48,885,663
07-01-07	Tax Roll	56,445,079

#### F. MISCELLANEOUS



## 2007 MELLO-ROOS YEARLY FISCAL STATUS REPORT

<u>Date</u>	<u>Amount(\$)</u>	<u>Issuing Entity, County, Type of Debt, Purpose</u>	<u>Rating(s) Enhancmt</u>	<u>Type of Sale</u>	<u>Role, Participant</u>	<u>Maturity Date/ Type</u>	<u>Interest Rate/ Type</u>
07-07-06	\$5,640,000	Murrieta Valley Unified School District CFD No 2002-4 Riverside CDIAC Number: 2005-0128 Limited tax obligation bond K-12 school facility School, EMWD & Vly-Wide Rec & Park Dist IA B	NR	Neg	(BC) Rutan & Tucker (TR) Zions First Natl Bk (UW) Stone & Youngberg	09-01-38 Comb	5.523 NIC

### YEARLY FISCAL STATUS REPORT INFORMATION

#### A. FUND BALANCES

<u>Year</u>	<u>Principal Amt Outstanding(\$)</u>	<u>Minimum Bond Reserve(\$)</u>	<u>Bond Reserve Fund(\$)</u>	<u>Capitalized Interest(\$)</u>	<u>Construction Fund(\$)</u>
06/07	5,640,000	195,033	386,652	162,818	2,633,089

#### B. TAX COLLECTION

<u>Taxes Due(\$)</u>	<u>Taxes Unpaid(\$)</u>	<u>Percent</u>	<u>Teeter Plan</u>
0	0	0	No

#### C. DELINQUENT PARCELS

<u>Year</u>	<u>Reporting Date</u>	<u># of Parcels</u>	<u>Total Amount Due(\$)</u>
06/07	06-30-07	0	0

#### D. FORECLOSURE

<u># of Parcels</u>	<u>Total Amount of Taxes Due (\$)</u>
0	0

#### E. ASSESSED VALUE OF PARCELS

<u>Reporting Date</u>	<u>Appraisal/ Tax Roll</u>	<u>Assessed Value(\$)</u>
05-15-06	Appraisal	17,085,000

#### F. MISCELLANEOUS



## 2007 MELLO-ROOS YEARLY FISCAL STATUS REPORT

<u>Date</u>	<u>Amount(\$)</u>	<u>Issuing Entity, County, Type of Debt, Purpose</u>	<u>Rating(s) Enhancmt</u>	<u>Type of Sale</u>	<u>Role, Participant</u>	<u>Maturity Date/ Type</u>	<u>Interest Rate/ Type</u>
08-12-04	\$7,165,950	Murrieta Valley Unified School District CFD No 2002-5 Riverside CDIAC Number: 2004-1319 Limited tax obligation bond K-12 school facility Refunding	NR	Neg	(BC) Rutan & Tucker (TR) Zions First Natl Bk (UW) Murrieta Valley USD PFA	09-01-37 Term	

### YEARLY FISCAL STATUS REPORT INFORMATION

#### A. FUND BALANCES

<u>Year</u>	<u>Principal Amt Outstanding(\$)</u>	<u>Minimum Bond Reserve(\$)</u>	<u>Bond Reserve Fund(\$)</u>	<u>Capitalized Interest(\$)</u>	<u>Construction Fund(\$)</u>
04/05	7,165,950	131,630	132,574	0	2,449,368
05/06	7,078,494	131,630	133,426	0	1,777,975
06/07	6,980,637	408,434	132,998	0	1,549,852

#### B. TAX COLLECTION

<u>Year</u>	<u>Taxes Due(\$)</u>	<u>Taxes Unpaid(\$)</u>	<u>Percent</u>	<u>Teeter Plan</u>
04/05	433,432	18,704	4	No
05/06	433,432	25,815	6	No
06/07	433,432	31,216	7	No

#### C. DELINQUENT PARCELS

<u>Year</u>	<u>Reporting Date</u>	<u># of Parcels</u>	<u>Total Amount Due(\$)</u>
04/05	06-30-05	15	18,704
05/06	06-30-06	20	25,815
06/07	06-30-07	29	31,216

#### D. FORECLOSURE

<u># of Parcels</u>	<u>Total Amount of Taxes Due (\$)</u>
0	0
0	0
15	23,195

#### E. ASSESSED VALUE OF PARCELS

<u>Reporting Date</u>	<u>Appraisal/ Tax Roll</u>	<u>Assessed Value(\$)</u>
07-01-05	Tax Roll	77,528,983
07-01-06	Tax Roll	83,576,315
07-01-07	Tax Roll	87,264,145

#### F. MISCELLANEOUS





## 2007 MELLO-ROOS YEARLY FISCAL STATUS REPORT

<u>Date</u>	<u>Amount(\$)</u>	<u>Issuing Entity, County, Type of Debt, Purpose</u>	<u>Rating(s) Enhancmt</u>	<u>Type of Sale</u>	<u>Role, Participant</u>	<u>Maturity Date/ Type</u>	<u>Interest Rate/ Type</u>
07-28-06	\$8,479,864	Murrieta Valley Unified School District CFD No 2002-5 Riverside CDIAC Number: 2006-0709 Limited tax obligation bond K-12 school facility IA B Refunding	NR	Neg	(BC) Rutan & Tucker (FA) Dolinka Group (TR) Zions First Natl Bk (UW) Murrieta Valley USD PFA	09-01-35 Serial	

### YEARLY FISCAL STATUS REPORT INFORMATION

#### A. FUND BALANCES

<u>Year</u>	<u>Principal Amt Outstanding(\$)</u>	<u>Minimum Bond Reserve(\$)</u>	<u>Bond Reserve Fund(\$)</u>	<u>Capitalized Interest(\$)</u>	<u>Construction Fund(\$)</u>
06/07	8,479,864	0	0	0	1,040,262

#### B. TAX COLLECTION

<u>Taxes Due(\$)</u>	<u>Taxes Unpaid(\$)</u>	<u>Percent</u>	<u>Teeter Plan</u>
625,463	72,746	12	No

#### C. DELINQUENT PARCELS

<u>Year</u>	<u>Reporting Date</u>	<u># of Parcels</u>	<u>Total Amount Due(\$)</u>
06/07	06-30-07	63	72,746

#### D. FORECLOSURE

<u># of Parcels</u>	<u>Total Amount of Taxes Due (\$)</u>
30	61,414

#### E. ASSESSED VALUE OF PARCELS

<u>Reporting Date</u>	<u>Appraisal/ Tax Roll</u>	<u>Assessed Value(\$)</u>
07-01-07	Tax Roll	129,428,645

#### F. MISCELLANEOUS



## 2007 MELLO-ROOS YEARLY FISCAL STATUS REPORT

<u>Date</u>	<u>Amount(\$)</u>	<u>Issuing Entity, County, Type of Debt, Purpose</u>	<u>Rating(s) Enhancmt</u>	<u>Type of Sale</u>	<u>Role, Participant</u>	<u>Maturity Date/ Type</u>	<u>Interest Rate/ Type</u>
07-28-06	\$3,898,469	Murrieta Valley Unified School District CFD No 2003-1 Riverside CDIAC Number: 2006-0710 Limited tax obligation bond K-12 school facility Refunding	NR	Neg	(BC) Rutan & Tucker (FA) Dolinka Group (TR) Zions First Natl Bk (UW) Murrieta Valley USD PFA	09-01-35 Serial	

### YEARLY FISCAL STATUS REPORT INFORMATION

#### A. FUND BALANCES

<u>Year</u>	<u>Principal Amt Outstanding(\$)</u>	<u>Minimum Bond Reserve(\$)</u>	<u>Bond Reserve Fund(\$)</u>	<u>Capitalized Interest(\$)</u>	<u>Construction Fund(\$)</u>
06/07	3,898,469	0	0	0	996,410

#### B. TAX COLLECTION

<u>Taxes Due(\$)</u>	<u>Taxes Unpaid(\$)</u>	<u>Percent</u>	<u>Teeter Plan</u>
299,464	9,424	3	No

#### C. DELINQUENT PARCELS

<u>Year</u>	<u>Reporting Date</u>	<u># of Parcels</u>	<u>Total Amount Due(\$)</u>
06/07	06-30-07	9	21,047

#### D. FORECLOSURE

<u># of Parcels</u>	<u>Total Amount of Taxes Due (\$)</u>
0	0

#### E. ASSESSED VALUE OF PARCELS

<u>Reporting Date</u>	<u>Appraisal/ Tax Roll</u>	<u>Assessed Value(\$)</u>
07-01-07	Tax Roll	79,374,437

#### F. MISCELLANEOUS



## 2007 MELLO-ROOS YEARLY FISCAL STATUS REPORT

<u>Date</u>	<u>Amount(\$)</u>	<u>Issuing Entity, County, Type of Debt, Purpose</u>	<u>Rating(s) Enhancmt</u>	<u>Type of Sale</u>	<u>Role, Participant</u>	<u>Maturity Date/ Type</u>	<u>Interest Rate/ Type</u>
07-28-06	\$2,037,175	Murrieta Valley Unified School District CFD No 2003-2 Riverside CDIAC Number: 2006-0711 Limited tax obligation bond K-12 school facility Refunding	NR	Neg	(BC) Rutan & Tucker (FA) Dolinka Group (TR) Zions First Natl Bk (UW) Murrieta Valley USD PFA	09-01-36 Serial	

### YEARLY FISCAL STATUS REPORT INFORMATION

#### A. FUND BALANCES

<u>Year</u>	<u>Principal Amt Outstanding(\$)</u>	<u>Minimum Bond Reserve(\$)</u>	<u>Bond Reserve Fund(\$)</u>	<u>Capitalized Interest(\$)</u>	<u>Construction Fund(\$)</u>
06/07	2,037,175	0	0	0	1,066,583

#### B. TAX COLLECTION

<u>Taxes Due(\$)</u>	<u>Taxes Unpaid(\$)</u>	<u>Percent</u>	<u>Teeter Plan</u>
161,518	15,182	9	No

#### C. DELINQUENT PARCELS

<u>Year</u>	<u>Reporting Date</u>	<u># of Parcels</u>	<u>Total Amount Due(\$)</u>
06/07	06-30-07	20	34,833

#### D. FORECLOSURE

<u># of Parcels</u>	<u>Total Amount of Taxes Due (\$)</u>
12	13,867

#### E. ASSESSED VALUE OF PARCELS

<u>Reporting Date</u>	<u>Appraisal/ Tax Roll</u>	<u>Assessed Value(\$)</u>
07-01-07	Tax Roll	48,678,624

#### F. MISCELLANEOUS



## 2007 MELLO-ROOS YEARLY FISCAL STATUS REPORT

<u>Date</u>	<u>Amount(\$)</u>	<u>Issuing Entity, County, Type of Debt, Purpose</u>	<u>Rating(s) Enhancmt</u>	<u>Type of Sale</u>	<u>Role, Participant</u>	<u>Maturity Date/ Type</u>	<u>Interest Rate/ Type</u>
03-25-04	\$2,235,000	Murrieta Valley Unified School District CFD No 2003-3 Riverside CDIAC Number: 2003-1540 Limited tax obligation bond K-12 school facility School Fac & Cap Imp	NR	Neg	(BC) Rutan & Tucker (TR) Zions First Natl Bk (UW) Stone & Youngberg	09-01-36 Comb	5.433 NIC

### YEARLY FISCAL STATUS REPORT INFORMATION

#### A. FUND BALANCES

<u>Year</u>	<u>Principal Amt Outstanding(\$)</u>	<u>Minimum Bond Reserve(\$)</u>	<u>Bond Reserve Fund(\$)</u>	<u>Capitalized Interest(\$)</u>	<u>Construction Fund(\$)</u>
03/04	2,235,000	148,195	148,302	42,484	1,783,786
04/05	2,235,000	148,195	149,257	0	63,995
05/06	2,200,000	148,195	150,217	0	7,580
06/07	2,200,000	148,195	63	0	7,969

#### B. TAX COLLECTION

<u>Taxes Due(\$)</u>	<u>Taxes Unpaid(\$)</u>	<u>Percent</u>	<u>Teeter Plan</u>
0	0	0	No
171,555	0	0	No
174,358	9,425	5	No
201,712	12,977	6	No

#### C. DELINQUENT PARCELS

<u>Year</u>	<u>Reporting Date</u>	<u># of Parcels</u>	<u>Total Amount Due(\$)</u>
03/04	06-30-04	0	0
04/05	06-30-05	0	0
05/06	06-30-06	11	9,425
06/07	06-30-07	30	43,295

#### D. FORECLOSURE

<u># of Parcels</u>	<u>Total Amount of Taxes Due (\$)</u>
0	0
0	0
0	0
9	11,523

#### E. ASSESSED VALUE OF PARCELS

<u>Reporting Date</u>	<u>Appraisal/ Tax Roll</u>	<u>Assessed Value(\$)</u>
06-30-04	Appraisal	10,740,000
07-01-05	Tax Roll	11,217,666
07-01-06	Tax Roll	47,300,272
07-01-07	Tax Roll	56,039,738

#### F. MISCELLANEOUS



## 2007 MELLO-ROOS YEARLY FISCAL STATUS REPORT

<u>Date</u>	<u>Amount(\$)</u>	<u>Issuing Entity, County, Type of Debt, Purpose</u>	<u>Rating(s) Enhancmt</u>	<u>Type of Sale</u>	<u>Role, Participant</u>	<u>Maturity Date/ Type</u>	<u>Interest Rate/ Type</u>
09-08-06	\$5,105,000	Murrieta Valley Unified School District CFD No 2003-4 Riverside CDIAC Number: 2005-0127 Limited tax obligation bond K-12 school facility Capital Pacific & Wynfield Tracts for School & City Facs	NR	Neg	(BC) Rutan & Tucker (TR) Zions First Natl Bk (UW) Stone & Youngberg	09-01-38 Comb	5.194 NIC

### YEARLY FISCAL STATUS REPORT INFORMATION

#### A. FUND BALANCES

<u>Year</u>	<u>Principal Amt Outstanding(\$)</u>	<u>Minimum Bond Reserve(\$)</u>	<u>Bond Reserve Fund(\$)</u>	<u>Capitalized Interest(\$)</u>	<u>Construction Fund(\$)</u>
06/07	5,105,000	331,618	336,915	222,871	1,037,952

#### B. TAX COLLECTION

<u>Taxes Due(\$)</u>	<u>Taxes Unpaid(\$)</u>	<u>Percent</u>	<u>Teeter Plan</u>
215,007	44,853	21	No

#### C. DELINQUENT PARCELS

<u>Year</u>	<u>Reporting Date</u>	<u># of Parcels</u>	<u>Total Amount Due(\$)</u>
06/07	06-30-07	12	44,853

#### D. FORECLOSURE

<u># of Parcels</u>	<u>Total Amount of Taxes Due (\$)</u>
0	0

#### E. ASSESSED VALUE OF PARCELS

<u>Reporting Date</u>	<u>Appraisal/ Tax Roll</u>	<u>Assessed Value(\$)</u>
07-01-07	Appraisal	56,654,820

#### F. MISCELLANEOUS



## 2007 MELLO-ROOS YEARLY FISCAL STATUS REPORT

<u>Date</u>	<u>Amount(\$)</u>	<u>Issuing Entity, County, Type of Debt, Purpose</u>	<u>Rating(s) Enhancmt</u>	<u>Type of Sale</u>	<u>Role, Participant</u>	<u>Maturity Date/ Type</u>	<u>Interest Rate/ Type</u>
05-26-05	\$2,880,000	Murrieta Valley Unified School District CFD No 2004-1 Riverside CDIAC Number: 2005-0417 Limited tax obligation bond K-12 school facility Schools & EMWD	NR	Neg	(BC) Rutan & Tucker (TR) Zions First Natl Bk (UW) Stone & Youngberg	09-01-37 Comb	5.232 NIC

### YEARLY FISCAL STATUS REPORT INFORMATION

#### A. FUND BALANCES

<u>Year</u>	<u>Principal Amt Outstanding(\$)</u>	<u>Minimum Bond Reserve(\$)</u>	<u>Bond Reserve Fund(\$)</u>	<u>Capitalized Interest(\$)</u>	<u>Construction Fund(\$)</u>
04/05	2,880,000	186,314	186,314	32,067	2,404,619
05/06	2,880,000	186,314	188,856	0	831,497
06/07	2,835,000	186,314	188,249	0	929,292

#### B. TAX COLLECTION

<u>Year</u>	<u>Taxes Due(\$)</u>	<u>Taxes Unpaid(\$)</u>	<u>Percent</u>	<u>Teeter Plan</u>
04/05	0	0	0	No
05/06	223,684	39,087	17	No
06/07	230,200	28,316	12	No

#### C. DELINQUENT PARCELS

<u>Year</u>	<u>Reporting Date</u>	<u># of Parcels</u>	<u>Total Amount Due(\$)</u>
04/05	06-30-05	0	0
05/06	06-30-06	25	39,087
06/07	06-30-07	18	28,316

#### D. FORECLOSURE

<u># of Parcels</u>	<u>Total Amount of Taxes Due (\$)</u>
0	0
16	27,471
13	22,858

#### E. ASSESSED VALUE OF PARCELS

<u>Reporting Date</u>	<u>Appraisal/ Tax Roll</u>	<u>Assessed Value(\$)</u>
06-30-05	Appraisal	21,406,500
07-01-06	Tax Roll	53,759,523
07-01-07	Tax Roll	58,669,425

#### F. MISCELLANEOUS



## 2007 MELLO-ROOS YEARLY FISCAL STATUS REPORT

<u>Date</u>	<u>Amount(\$)</u>	<u>Issuing Entity, County, Type of Debt, Purpose</u>	<u>Rating(s) Enhancmt</u>	<u>Type of Sale</u>	<u>Role, Participant</u>	<u>Maturity Date/ Type</u>	<u>Interest Rate/ Type</u>
08-12-04	\$4,696,236	Murrieta Valley Unified School District CFD No 90-1 Riverside CDIAC Number: 2004-1322 Limited tax obligation bond K-12 school facility Refunding	NR	Neg	(BC) Rutan & Tucker (TR) Zions First Natl Bk (UW) Murrieta Valley USD PFA	09-01-24 Term	

### YEARLY FISCAL STATUS REPORT INFORMATION

#### A. FUND BALANCES

<u>Year</u>	<u>Principal Amt Outstanding(\$)</u>	<u>Minimum Bond Reserve(\$)</u>	<u>Bond Reserve Fund(\$)</u>	<u>Capitalized Interest(\$)</u>	<u>Construction Fund(\$)</u>
04/05	4,236,236	86,264	86,883	0	396,235
05/06	4,553,819	86,264	87,442	0	291,362
06/07	4,397,714	86,264	87,156	0	69,250

#### B. TAX COLLECTION

<u>Year</u>	<u>Taxes Due(\$)</u>	<u>Taxes Unpaid(\$)</u>	<u>Percent</u>	<u>Teeter Plan</u>
04/05	461,305	8,665	2	No
05/06	461,305	19,637	4	No
06/07	461,305	37,492	8	No

#### C. DELINQUENT PARCELS

<u>Year</u>	<u>Reporting Date</u>	<u># of Parcels</u>	<u>Total Amount Due(\$)</u>
04/05	06-30-05	27	11,531
05/06	06-30-06	48	23,634
06/07	06-30-07	105	58,988

#### D. FORECLOSURE

<u># of Parcels</u>	<u>Total Amount of Taxes Due (\$)</u>
0	0
0	0
70	30,693

#### E. ASSESSED VALUE OF PARCELS

<u>Reporting Date</u>	<u>Appraisal/ Tax Roll</u>	<u>Assessed Value(\$)</u>
07-01-05	Tax Roll	298,984,262
07-01-06	Tax Roll	311,270,024
07-01-07	Tax Roll	338,829,692

#### F. MISCELLANEOUS



## 2007 MELLO-ROOS YEARLY FISCAL STATUS REPORT

<u>Date</u>	<u>Amount(\$)</u>	<u>Issuing Entity, County, Type of Debt, Purpose</u>	<u>Rating(s) Enhancmt</u>	<u>Type of Sale</u>	<u>Role, Participant</u>	<u>Maturity Date/ Type</u>	<u>Interest Rate/ Type</u>
08-12-04	\$5,836,557	Murrieta Valley Unified School District CFD No 98-1 Riverside CDIAC Number: 2004-1323 Limited tax obligation bond K-12 school facility Refunding	NR	Neg	(BC) Rutan & Tucker (TR) Zions First Natl Bk (UW) Murrieta Valley USD PFA	09-01-30 Term	

### YEARLY FISCAL STATUS REPORT INFORMATION

#### A. FUND BALANCES

<u>Year</u>	<u>Principal Amt Outstanding(\$)</u>	<u>Minimum Bond Reserve(\$)</u>	<u>Bond Reserve Fund(\$)</u>	<u>Capitalized Interest(\$)</u>	<u>Construction Fund(\$)</u>
04/05	5,836,557	107,211	107,980	0	944,778
05/06	5,706,158	107,211	108,674	0	279,216
06/07	5,563,757	107,211	108,308	0	4,140

#### B. TAX COLLECTION

<u>Year</u>	<u>Taxes Due(\$)</u>	<u>Taxes Unpaid(\$)</u>	<u>Percent</u>	<u>Teeter Plan</u>
04/05	447,769	20,755	5	No
05/06	447,769	39,785	9	No
06/07	447,769	36,666	8	No

#### C. DELINQUENT PARCELS

<u>Year</u>	<u>Reporting Date</u>	<u># of Parcels</u>	<u>Total Amount Due(\$)</u>
04/05	06-30-05	18	27,261
05/06	06-30-06	35	45,568
06/07	06-30-07	38	36,666

#### D. FORECLOSURE

<u># of Parcels</u>	<u>Total Amount of Taxes Due (\$)</u>
0	0
21	25,049
24	27,304

#### E. ASSESSED VALUE OF PARCELS

<u>Reporting Date</u>	<u>Appraisal/ Tax Roll</u>	<u>Assessed Value(\$)</u>
07-01-05	Tax Roll	93,053,092
07-01-06	Tax Roll	272,091,439
07-01-07	Tax Roll	106,595,832

#### F. MISCELLANEOUS





## 2007 MELLO-ROOS YEARLY FISCAL STATUS REPORT

<u>Date</u>	<u>Amount(\$)</u>	<u>Issuing Entity, County, Type of Debt, Purpose</u>	<u>Rating(s) Enhancmt</u>	<u>Type of Sale</u>	<u>Role, Participant</u>	<u>Maturity Date/ Type</u>	<u>Interest Rate/ Type</u>
08-12-04	\$3,779,074	Murrieta Valley Unified School District CFD No 98-2 Riverside CDIAC Number: 2004-1321 Limited tax obligation bond K-12 school facility Refunding	NR	Neg	(BC) Rutan & Tucker (TR) Zions First Natl Bk (UW) Murrieta Valley USD PFA	09-01-31 Term	

### YEARLY FISCAL STATUS REPORT INFORMATION

#### A. FUND BALANCES

<u>Year</u>	<u>Principal Amt Outstanding(\$)</u>	<u>Minimum Bond Reserve(\$)</u>	<u>Bond Reserve Fund(\$)</u>	<u>Capitalized Interest(\$)</u>	<u>Construction Fund(\$)</u>
04/05	3,779,074	69,417	69,915	0	1,546,636
05/06	3,724,301	69,417	70,364	0	1,489,419
06/07	3,663,203	69,417	70,159	0	295,586

#### B. TAX COLLECTION

<u>Year</u>	<u>Taxes Due(\$)</u>	<u>Taxes Unpaid(\$)</u>	<u>Percent</u>	<u>Teeter Plan</u>
04/05	248,188	21,902	9	No
05/06	248,188	26,248	11	No
06/07	248,188	38,742	16	No

#### C. DELINQUENT PARCELS

<u>Year</u>	<u>Reporting Date</u>	<u># of Parcels</u>	<u>Total Amount Due(\$)</u>
04/05	06-30-05	21	26,213
05/06	06-30-06	26	26,248
06/07	06-30-07	38	38,742

#### D. FORECLOSURE

<u># of Parcels</u>	<u>Total Amount of Taxes Due (\$)</u>
0	0
18	17,661
29	32,994

#### E. ASSESSED VALUE OF PARCELS

<u>Reporting Date</u>	<u>Appraisal/ Tax Roll</u>	<u>Assessed Value(\$)</u>
07-01-05	Tax Roll	63,030,129
07-01-06	Tax Roll	68,637,486
07-01-07	Tax Roll	73,631,075

#### F. MISCELLANEOUS



## 2007 MELLO-ROOS YEARLY FISCAL STATUS REPORT

<u>Date</u>	<u>Amount(\$)</u>	<u>Issuing Entity, County, Type of Debt, Purpose</u>	<u>Rating(s) Enhancmt</u>	<u>Type of Sale</u>	<u>Role, Participant</u>	<u>Maturity Date/ Type</u>	<u>Interest Rate/ Type</u>
08-12-04	\$2,705,341	Murrieta Valley Unified School District CFD No 98-3 Riverside CDIAC Number: 2004-1320 Limited tax obligation bond K-12 school facility Refunding	NR	Neg	(BC) Rutan & Tucker (TR) Zions First Natl Bk (UW) Murrieta Valley USD PFA	09-01-30 Term	

### YEARLY FISCAL STATUS REPORT INFORMATION

#### A. FUND BALANCES

<u>Year</u>	<u>Principal Amt Outstanding(\$)</u>	<u>Minimum Bond Reserve(\$)</u>	<u>Bond Reserve Fund(\$)</u>	<u>Capitalized Interest(\$)</u>	<u>Construction Fund(\$)</u>
04/05	2,705,341	49,694	50,050	0	978,465
05/06	2,645,350	49,694	50,372	0	736,909
06/07	2,572,656	49,694	50,249	0	7,408

#### B. TAX COLLECTION

<u>Year</u>	<u>Taxes Due(\$)</u>	<u>Taxes Unpaid(\$)</u>	<u>Percent</u>	<u>Teeter Plan</u>
04/05	258,952	6,722	3	No
05/06	264,131	15,852	6	No
06/07	269,414	19,373	7	No

#### C. DELINQUENT PARCELS

<u>Year</u>	<u>Reporting Date</u>	<u># of Parcels</u>	<u>Total Amount Due(\$)</u>
04/05	06-30-05	11	8,401
05/06	06-30-06	20	18,248
06/07	06-30-07	33	35,451

#### D. FORECLOSURE

<u># of Parcels</u>	<u>Total Amount of Taxes Due (\$)</u>
0	0
0	0
21	16,787

#### E. ASSESSED VALUE OF PARCELS

<u>Reporting Date</u>	<u>Appraisal/ Tax Roll</u>	<u>Assessed Value(\$)</u>
07-01-05	Tax Roll	95,394,495
07-01-06	Tax Roll	104,257,307
07-01-07	Tax Roll	110,336,382

#### F. MISCELLANEOUS



## 2007 MELLO-ROOS YEARLY FISCAL STATUS REPORT

<u>Date</u>	<u>Amount(\$)</u>	<u>Issuing Entity, County, Type of Debt, Purpose</u>	<u>Rating(s) Enhancmt</u>	<u>Type of Sale</u>	<u>Role, Participant</u>	<u>Maturity Date/ Type</u>	<u>Interest Rate/ Type</u>
07-28-06	\$6,388,341	Murrieta Valley Unified School District CFD No 99-1 Riverside CDIAC Number: 2006-0700 Limited tax obligation bond K-12 school facility IA A Refunding	NR	Neg	(BC) Rutan & Tucker (FA) Dolinka Group (TR) Zions First Natl Bk (UW) Murrieta Valley USD PFA	09-01-32 Serial	

### YEARLY FISCAL STATUS REPORT INFORMATION

#### A. FUND BALANCES

<u>Year</u>	<u>Principal Amt Outstanding(\$)</u>	<u>Minimum Bond Reserve(\$)</u>	<u>Bond Reserve Fund(\$)</u>	<u>Capitalized Interest(\$)</u>	<u>Construction Fund(\$)</u>
06/07	6,388,341	0	0	0	1,115,903

#### B. TAX COLLECTION

<u>Taxes Due(\$)</u>	<u>Taxes Unpaid(\$)</u>	<u>Percent</u>	<u>Teeter Plan</u>
525,273	31,187	6	No

#### C. DELINQUENT PARCELS

<u>Year</u>	<u>Reporting Date</u>	<u># of Parcels</u>	<u>Total Amount Due(\$)</u>
06/07	06-30-07	36	31,187

#### D. FORECLOSURE

<u># of Parcels</u>	<u>Total Amount of Taxes Due (\$)</u>
0	0

#### E. ASSESSED VALUE OF PARCELS

<u>Reporting Date</u>	<u>Appraisal/ Tax Roll</u>	<u>Assessed Value(\$)</u>
07-01-07	Tax Roll	142,027,445

#### F. MISCELLANEOUS



## 2007 MELLO-ROOS YEARLY FISCAL STATUS REPORT

<u>Date</u>	<u>Amount(\$)</u>	<u>Issuing Entity, County, Type of Debt, Purpose</u>	<u>Rating(s) Enhancmt</u>	<u>Type of Sale</u>	<u>Role, Participant</u>	<u>Maturity Date/ Type</u>	<u>Interest Rate/ Type</u>
07-28-06	\$4,675,897	Murrieta Valley Unified School District CFD No 99-1 Riverside CDIAC Number: 2006-0701 Limited tax obligation bond K-12 school facility IA B Refunding	NR	Neg	(BC) Rutan & Tucker (FA) Dolinka Group (TR) Zions First Natl Bk (UW) Murrieta Valley USD PFA	09-01-32 Serial	

### YEARLY FISCAL STATUS REPORT INFORMATION

#### A. FUND BALANCES

<u>Year</u>	<u>Principal Amt Outstanding(\$)</u>	<u>Minimum Bond Reserve(\$)</u>	<u>Bond Reserve Fund(\$)</u>	<u>Capitalized Interest(\$)</u>	<u>Construction Fund(\$)</u>
06/07	4,675,897	0	0	0	680,305

#### B. TAX COLLECTION

<u>Taxes Due(\$)</u>	<u>Taxes Unpaid(\$)</u>	<u>Percent</u>	<u>Teeter Plan</u>
341,509	49,540	15	No

#### C. DELINQUENT PARCELS

<u>Year</u>	<u>Reporting Date</u>	<u># of Parcels</u>	<u>Total Amount Due(\$)</u>
06/07	06-30-07	35	49,540

#### D. FORECLOSURE

<u># of Parcels</u>	<u>Total Amount of Taxes Due (\$)</u>
23	42,162

#### E. ASSESSED VALUE OF PARCELS

<u>Reporting Date</u>	<u>Appraisal/ Tax Roll</u>	<u>Assessed Value(\$)</u>
07-01-07	Tax Roll	79,209,889

#### F. MISCELLANEOUS



## 2007 MELLO-ROOS YEARLY FISCAL STATUS REPORT

<u>Date</u>	<u>Amount(\$)</u>	<u>Issuing Entity, County, Type of Debt, Purpose</u>	<u>Rating(s) Enhancmt</u>	<u>Type of Sale</u>	<u>Role, Participant</u>	<u>Maturity Date/ Type</u>	<u>Interest Rate/ Type</u>
05-31-06	\$38,535,000	Norco CFD No 2001-1 Riverside CDIAC Number: 2006-0753 Limited tax obligation bond Multiple capital improvements, public works Ridge Ranch Refunding	S:AAA/BBB M:Aaa  Ins	Neg	(BC) Harper & Burns (FA) Urban Futures (EN) Ambac (TR) US Bank Natl Assoc (UW) Southwest Securities	09-01-33 Comb	4.861 NIC

### YEARLY FISCAL STATUS REPORT INFORMATION

#### A. FUND BALANCES

<u>Year</u>	<u>Principal Amt Outstanding(\$)</u>	<u>Minimum Bond Reserve(\$)</u>	<u>Bond Reserve Fund(\$)</u>	<u>Capitalized Interest(\$)</u>	<u>Construction Fund(\$)</u>
05/06	38,535,000	3,251,787	1,670,673	0	0
06/07	37,955,000	3,324,471	3,342,211	0	0

#### B. TAX COLLECTION

<u>Taxes Due(\$)</u>	<u>Taxes Unpaid(\$)</u>	<u>Percent</u>	<u>Teeter Plan</u>
2,387,719	201,454	8	No
2,124,024	294,058	14	No

#### C. DELINQUENT PARCELS

<u>Year</u>	<u>Reporting Date</u>	<u># of Parcels</u>	<u>Total Amount Due(\$)</u>
05/06	10-06-06	58	203,571
06/07	09-11-07	96	391,856

#### D. FORECLOSURE

<u># of Parcels</u>	<u>Total Amount of Taxes Due (\$)</u>
0	0
0	0

#### E. ASSESSED VALUE OF PARCELS

<u>Reporting Date</u>	<u>Appraisal/ Tax Roll</u>	<u>Assessed Value(\$)</u>
07-01-06	Tax Roll	405,504,738
07-01-07	Tax Roll	453,289,545

#### F. MISCELLANEOUS



## 2007 MELLO-ROOS YEARLY FISCAL STATUS REPORT

<u>Date</u>	<u>Amount(\$)</u>	<u>Issuing Entity, County, Type of Debt, Purpose</u>	<u>Rating(s) Enhancmt</u>	<u>Type of Sale</u>	<u>Role, Participant</u>	<u>Maturity Date/ Type</u>	<u>Interest Rate/ Type</u>
03-04-03	\$2,200,000	Norco CFD No 2002-1 Riverside CDIAC Number: 2003-0237 Limited tax obligation bond Multiple capital improvements, public works Norco 50	NR	Comp	(BC) Harper & Burns (FA) Urban Futures (TR) US Bank Natl Assoc (UW) Wedbush Morgan Sec	03-01-33 Comb	6.571 NIC

### YEARLY FISCAL STATUS REPORT INFORMATION

#### A. FUND BALANCES

<u>Year</u>	<u>Principal Amt Outstanding(\$)</u>	<u>Minimum Bond Reserve(\$)</u>	<u>Bond Reserve Fund(\$)</u>	<u>Capitalized Interest(\$)</u>	<u>Construction Fund(\$)</u>
02/03	2,200,000	168,850	169,419	66,495	1,774,058
03/04	2,170,000	168,850	169,668	0	1,784,492
04/05	2,135,000	168,625	170,559	0	693,357
05/06	2,100,000	168,625	170,908	0	717,196
06/07	2,065,000	167,214	171,241	0	0

#### B. TAX COLLECTION

<u>Year</u>	<u>Taxes Due(\$)</u>	<u>Taxes Unpaid(\$)</u>	<u>Percent</u>	<u>Teeter Plan</u>
02/03	0	0	0	No
03/04	199,439	0	0	No
04/05	186,716	6,026	3	No
05/06	186,800	18,680	10	No
06/07	184,083	20,249	11	No

#### C. DELINQUENT PARCELS

<u>Year</u>	<u>Reporting Date</u>	<u># of Parcels</u>	<u>Total Amount Due(\$)</u>
02/03	08-12-03	0	0
03/04	04-30-04	0	0
04/05	09-23-05	2	6,026
05/06	10-06-06	6	18,680
06/07	09-11-07	7	25,853

#### D. FORECLOSURE

<u># of Parcels</u>	<u>Total Amount of Taxes Due (\$)</u>
0	0
0	0
0	0
0	0
0	0

#### E. ASSESSED VALUE OF PARCELS

<u>Reporting Date</u>	<u>Appraisal/ Tax Roll</u>	<u>Assessed Value(\$)</u>
07-01-03	Tax Roll	1,065,715
07-01-04	Tax Roll	4,215,492
07-01-05	Tax Roll	29,307,314
07-01-06	Tax Roll	32,376,754
07-01-07	Tax Roll	33,546,037

#### F. MISCELLANEOUS



## 2007 MELLO-ROOS YEARLY FISCAL STATUS REPORT

<u>Date</u>	<u>Amount(\$)</u>	<u>Issuing Entity, County, Type of Debt, Purpose</u>	<u>Rating(s) Enhancmt</u>	<u>Type of Sale</u>	<u>Role, Participant</u>	<u>Maturity Date/ Type</u>	<u>Interest Rate/ Type</u>
05-06-03	\$2,180,000	Norco CFD No 93-1 Riverside CDIAC Number: 2003-0693 Limited tax obligation bond Multiple capital improvements, public works Gateway Refunding	NR	Neg	(BC) Harper & Burns (FA) Urban Futures (TR) US Bank Natl Assoc (UW) Wedbush Morgan Sec	07-01-20 Comb	5.221 NIC

### YEARLY FISCAL STATUS REPORT INFORMATION

#### A. FUND BALANCES

<u>Year</u>	<u>Principal Amt Outstanding(\$)</u>	<u>Minimum Bond Reserve(\$)</u>	<u>Bond Reserve Fund(\$)</u>	<u>Capitalized Interest(\$)</u>	<u>Construction Fund(\$)</u>
02/03	2,070,000	189,085	189,085	0	0
03/04	1,980,000	189,085	189,435	0	0
04/05	1,895,000	189,085	190,328	0	0
05/06	1,895,000	189,085	189,085	0	0
06/07	1,805,000	189,085	193,536	0	0

#### B. TAX COLLECTION

<u>Taxes Due(\$)</u>	<u>Taxes Unpaid(\$)</u>	<u>Percent</u>	<u>Teeter Plan</u>
204,206	0	0	No
204,876	16,631	8	No
204,876	6,273	3	No
204,876	0	0	No
204,876	0	0	No

#### C. DELINQUENT PARCELS

<u>Year</u>	<u>Reporting Date</u>	<u># of Parcels</u>	<u>Total Amount Due(\$)</u>
02/03	08-12-03	0	0
03/04	04-30-04	3	16,631
04/05	09-23-05	1	6,273
05/06	10-06-06	0	0
06/07	09-11-07	0	0

#### D. FORECLOSURE

<u># of Parcels</u>	<u>Total Amount of Taxes Due (\$)</u>
0	0
0	0
0	0
0	0
0	0

#### E. ASSESSED VALUE OF PARCELS

<u>Reporting Date</u>	<u>Appraisal/ Tax Roll</u>	<u>Assessed Value(\$)</u>
07-01-03	Tax Roll	76,380,229
07-01-04	Tax Roll	88,194,173
07-01-05	Tax Roll	91,448,568
07-01-06	Tax Roll	100,640,389
07-01-07	Tax Roll	106,136,993

#### F. MISCELLANEOUS



## 2007 MELLO-ROOS YEARLY FISCAL STATUS REPORT

<u>Date</u>	<u>Amount(\$)</u>	<u>Issuing Entity, County, Type of Debt, Purpose</u>	<u>Rating(s) Enhancmt</u>	<u>Type of Sale</u>	<u>Role, Participant</u>	<u>Maturity Date/ Type</u>	<u>Interest Rate/ Type</u>
11-09-05	\$7,625,000	Norco CFD No 97-1 Riverside CDIAC Number: 2005-1778 Limited tax obligation bond Multiple capital improvements, public works Norco Hills Refunding	S:AAA/BBB      Ins	Neg	(BC) Harper & Burns (FA) Urban Futures (EN) Assured Guaranty Corp (TR) US Bank Natl Assoc (UW) Wedbush Morgan Sec	10-01-30 Comb	4.824 NIC

### YEARLY FISCAL STATUS REPORT INFORMATION

#### A. FUND BALANCES

<u>Year</u>	<u>Principal Amt Outstanding(\$)</u>	<u>Minimum Bond Reserve(\$)</u>	<u>Bond Reserve Fund(\$)</u>	<u>Capitalized Interest(\$)</u>	<u>Construction Fund(\$)</u>
05/06	7,625,000	523,353	528,847	0	0
06/07	7,395,000	523,353	529,570	0	0

#### B. TAX COLLECTION

<u>Year</u>	<u>Taxes Due(\$)</u>	<u>Taxes Unpaid(\$)</u>	<u>Percent</u>	<u>Teeter Plan</u>
05/06	586,687	33,127	6	No
06/07	559,375	27,554	5	No

#### C. DELINQUENT PARCELS

<u>Year</u>	<u>Reporting Date</u>	<u># of Parcels</u>	<u>Total Amount Due(\$)</u>
05/06	10-06-06	17	35,785
06/07	09-11-07	14	30,093

#### D. FORECLOSURE

<u># of Parcels</u>	<u>Total Amount of Taxes Due (\$)</u>
0	0
0	0

#### E. ASSESSED VALUE OF PARCELS

<u>Reporting Date</u>	<u>Appraisal/ Tax Roll</u>	<u>Assessed Value(\$)</u>
07-01-06	Tax Roll	122,246,737
07-01-07	Tax Roll	129,664,164

#### F. MISCELLANEOUS





## 2007 MELLO-ROOS YEARLY FISCAL STATUS REPORT

<u>Date</u>	<u>Amount(\$)</u>	<u>Issuing Entity, County, Type of Debt, Purpose</u>	<u>Rating(s) Enhancmt</u>	<u>Type of Sale</u>	<u>Role, Participant</u>	<u>Maturity Date/ Type</u>	<u>Interest Rate/ Type</u>
04-19-06	\$50,000,000	Palm Desert CFD No 2005-1 Riverside CDIAC Number: 2006-0177 Limited tax obligation bond Multiple capital improvements, public works University Park	NR	Neg	(BC) Richards Watson (FA) Del Rio Advisors (TR) Wells Fargo Bank (UW) Stinson Securities	09-01-36 Comb	5.42 NIC

### YEARLY FISCAL STATUS REPORT INFORMATION

#### A. FUND BALANCES

<u>Year</u>	<u>Principal Amt Outstanding(\$)</u>	<u>Minimum Bond Reserve(\$)</u>	<u>Bond Reserve Fund(\$)</u>	<u>Capitalized Interest(\$)</u>	<u>Construction Fund(\$)</u>
05/06	50,000,000	3,414,875	3,414,875	2,099,054	42,979,973
06/07	50,000,000	4,610,759	4,801,081	0	41,193,340

#### B. TAX COLLECTION

<u>Year</u>	<u>Taxes Due(\$)</u>	<u>Taxes Unpaid(\$)</u>	<u>Percent</u>	<u>Teeter Plan</u>
05/06	1,323,205	0	0	No
06/07	1,323,205	24,684	2	No

#### C. DELINQUENT PARCELS

<u>Year</u>	<u>Reporting Date</u>	<u># of Parcels</u>	<u>Total Amount Due(\$)</u>
05/06	05-25-06	0	0
06/07	09-11-07	8	24,684

#### D. FORECLOSURE

<u># of Parcels</u>	<u>Total Amount of Taxes Due (\$)</u>
0	0
0	0

#### E. ASSESSED VALUE OF PARCELS

<u>Reporting Date</u>	<u>Appraisal/ Tax Roll</u>	<u>Assessed Value(\$)</u>
06-30-06	Tax Roll	60,050,476
07-01-07	Tax Roll	97,012,112

#### F. MISCELLANEOUS



## 2007 MELLO-ROOS YEARLY FISCAL STATUS REPORT

<u>Date</u>	<u>Amount(\$)</u>	<u>Issuing Entity, County, Type of Debt, Purpose</u>	<u>Rating(s) Enhancmt</u>	<u>Type of Sale</u>	<u>Role, Participant</u>	<u>Maturity Date/ Type</u>	<u>Interest Rate/ Type</u>
05-02-07	\$17,915,000	Palm Desert CFD No 2005-1 Riverside CDIAC Number: 2007-0102 Limited tax obligation bond Multiple capital improvements, public works University Park	NR	Neg	(BC) Richards Watson (FA) Del Rio Advisors (TR) Wells Fargo Bank (UW) Stinson Securities	09-01-37 Comb	5.186 NIC

### YEARLY FISCAL STATUS REPORT INFORMATION

#### A. FUND BALANCES

<u>Year</u>	<u>Principal Amt Outstanding(\$)</u>	<u>Minimum Bond Reserve(\$)</u>	<u>Bond Reserve Fund(\$)</u>	<u>Capitalized Interest(\$)</u>	<u>Construction Fund(\$)</u>
06/07	17,915,000	4,610,759	4,801,081	0	41,193,340

#### B. TAX COLLECTION

<u>Taxes Due(\$)</u>	<u>Taxes Unpaid(\$)</u>	<u>Percent</u>	<u>Teeter Plan</u>
1,323,205	24,684	2	No

#### C. DELINQUENT PARCELS

<u>Year</u>	<u>Reporting Date</u>	<u># of Parcels</u>	<u>Total Amount Due(\$)</u>
06/07	09-11-07	8	24,684

#### D. FORECLOSURE

<u># of Parcels</u>	<u>Total Amount of Taxes Due (\$)</u>
0	0

#### E. ASSESSED VALUE OF PARCELS

<u>Reporting Date</u>	<u>Appraisal/ Tax Roll</u>	<u>Assessed Value(\$)</u>
07-01-07	Tax Roll	97,012,112

#### F. MISCELLANEOUS



## 2007 MELLO-ROOS YEARLY FISCAL STATUS REPORT

<u>Date</u>	<u>Amount(\$)</u>	<u>Issuing Entity, County, Type of Debt, Purpose</u>	<u>Rating(s) Enhancmt</u>	<u>Type of Sale</u>	<u>Role, Participant</u>	<u>Maturity Date/ Type</u>	<u>Interest Rate/ Type</u>
12-11-97	\$22,989,000	Palm Desert CFD No 91-1 Riverside CDIAC Number: 1997-1616 Limited tax obligation bond Multiple capital improvements, public works Indian Ridge Refunding	NR	Neg	(BC) Briggs & Morgan (FA) Munisoft (TR) First Trust of CA (UW) Palm Desert FA	10-01-20 Serial	6.175 NIC

### YEARLY FISCAL STATUS REPORT INFORMATION

#### A. FUND BALANCES

<u>Year</u>	<u>Principal Amt Outstanding(\$)</u>	<u>Minimum Bond Reserve(\$)</u>	<u>Bond Reserve Fund(\$)</u>	<u>Capitalized Interest(\$)</u>	<u>Construction Fund(\$)</u>
01/02	20,198,000	2,007,809	1,651,039	0	0
02/03	19,428,000	2,004,103	1,663,386	0	4,731,751
03/04	18,618,000	2,004,103	1,675,279	0	0
04/05	17,769,000	1,706,306	1,706,306	0	4,628,348
05/06	17,769,000	1,772,220	1,772,220	0	4,784,620
06/07	16,867,000	1,864,602	1,864,602	0	5,034,041

#### B. TAX COLLECTION

<u>Year</u>	<u>Taxes Due(\$)</u>	<u>Taxes Unpaid(\$)</u>	<u>Percent</u>	<u>Teeter Plan</u>
01/02	2,032,876	69,187	3	Yes
02/03	2,034,655	35,045	2	Yes
03/04	2,030,802	14,622	1	Yes
04/05	2,026,186	10,634	1	Yes
05/06	2,033,134	12,381	1	No
06/07	2,020,198	17,266	1	No

#### C. DELINQUENT PARCELS

<u>Year</u>	<u>Reporting Date</u>	<u># of Parcels</u>	<u>Total Amount Due(\$)</u>
01/02	05-08-02	63	76,268
02/03	08-12-03	26	36,921
03/04	04-30-04	10	16,738
04/05	08-12-05	9	15,401
05/06	10-06-06	10	12,381
06/07	09-11-07	11	18,240

#### D. FORECLOSURE

<u># of Parcels</u>	<u>Total Amount of Taxes Due (\$)</u>
0	0
0	0
0	0
0	0
0	0
0	0

#### E. ASSESSED VALUE OF PARCELS

<u>Reporting Date</u>	<u>Appraisal/ Tax Roll</u>	<u>Assessed Value(\$)</u>
08-05-02	Tax Roll	501,753,578
07-01-03	Tax Roll	567,463,164
07-01-04	Tax Roll	596,422,823
07-01-05	Tax Roll	656,135,297
06-30-06	Tax Roll	681,970,702
07-01-07	Tax Roll	728,838,545

#### F. MISCELLANEOUS



## 2007 MELLO-ROOS YEARLY FISCAL STATUS REPORT

<u>Date</u>	<u>Amount(\$)</u>	<u>Issuing Entity, County, Type of Debt, Purpose</u>	<u>Rating(s) Enhancmt</u>	<u>Type of Sale</u>	<u>Role, Participant</u>	<u>Maturity Date/ Type</u>	<u>Interest Rate/ Type</u>
09-30-03	\$1,500,000	Perris CFD No 2001-1 Riverside CDIAC Number: 2003-1692 Limited tax obligation bond Multiple capital improvements, public works May Farms IA No 1 Series A	NR	Neg	(BC) Aleshire & Wynder (FA) Rod Gunn (TR) Wells Fargo Bank (UW) Perris PFA	09-01-33 Comb	6.28 TIC

### YEARLY FISCAL STATUS REPORT INFORMATION

#### A. FUND BALANCES

<u>Year</u>	<u>Principal Amt Outstanding(\$)</u>	<u>Minimum Bond Reserve(\$)</u>	<u>Bond Reserve Fund(\$)</u>	<u>Capitalized Interest(\$)</u>	<u>Construction Fund(\$)</u>
03/04	1,500,000	0	0	45,026	227
04/05	1,500,000	0	0	0	0
05/06	1,500,000	0	0	0	0
06/07	1,495,000	0	0	0	0

#### B. TAX COLLECTION

<u>Year</u>	<u>Taxes Due(\$)</u>	<u>Taxes Unpaid(\$)</u>	<u>Percent</u>	<u>Teeter Plan</u>
03/04	63,648	1,836	3	No
04/05	102,614	611	1	No
05/06	106,969	2,547	2	No
06/07	94,712	10,711	11	No

#### C. DELINQUENT PARCELS

<u>Year</u>	<u>Reporting Date</u>	<u># of Parcels</u>	<u>Total Amount Due(\$)</u>
03/04	04-30-04	2	1,836
04/05	09-23-05	1	611
05/06	10-06-06	3	2,547
06/07	09-11-07	13	11,348

#### D. FORECLOSURE

<u># of Parcels</u>	<u>Total Amount of Taxes Due (\$)</u>
0	0
0	0
0	0
0	0

#### E. ASSESSED VALUE OF PARCELS

<u>Reporting Date</u>	<u>Appraisal/ Tax Roll</u>	<u>Assessed Value(\$)</u>
07-01-04	Tax Roll	26,904,189
07-01-05	Tax Roll	27,965,008
07-01-06	Tax Roll	31,544,305
07-01-07	Tax Roll	34,246,293

#### F. MISCELLANEOUS



## 2007 MELLO-ROOS YEARLY FISCAL STATUS REPORT

<u>Date</u>	<u>Amount(\$)</u>	<u>Issuing Entity, County, Type of Debt, Purpose</u>	<u>Rating(s) Enhancmt</u>	<u>Type of Sale</u>	<u>Role, Participant</u>	<u>Maturity Date/ Type</u>	<u>Interest Rate/ Type</u>
09-30-03	\$4,345,000	Perris CFD No 2001-1 Riverside CDIAC Number: 2003-1693 Limited tax obligation bond Multiple capital improvements, public works May Farms IA No 2 Series B	NR	Neg	(BC) Aleshire & Wynder (FA) Rod Gunn (TR) Wells Fargo Bank (UW) Perris PFA	09-01-33 Comb	6.28 TIC

### YEARLY FISCAL STATUS REPORT INFORMATION

#### A. FUND BALANCES

<u>Year</u>	<u>Principal Amt Outstanding(\$)</u>	<u>Minimum Bond Reserve(\$)</u>	<u>Bond Reserve Fund(\$)</u>	<u>Capitalized Interest(\$)</u>	<u>Construction Fund(\$)</u>
03/04	4,345,000	0	0	130,418	1,347,781
04/05	4,345,000	0	0	0	0
05/06	4,345,000	0	0	0	0
06/07	4,345,000	0	0	0	0

#### B. TAX COLLECTION

<u>Taxes Due(\$)</u>	<u>Taxes Unpaid(\$)</u>	<u>Percent</u>	<u>Teeter Plan</u>
0	0	0	No
277,186	9,158	3	No
307,976	22,464	7	No
323,850	43,401	13	No

#### C. DELINQUENT PARCELS

<u>Year</u>	<u>Reporting Date</u>	<u># of Parcels</u>	<u>Total Amount Due(\$)</u>
03/04	04-30-04	0	0
04/05	09-23-05	10	9,158
05/06	10-06-06	23	24,196
06/07	09-11-07	40	51,281

#### D. FORECLOSURE

<u># of Parcels</u>	<u>Total Amount of Taxes Due (\$)</u>
0	0
0	0
0	0
0	0

#### E. ASSESSED VALUE OF PARCELS

<u>Reporting Date</u>	<u>Appraisal/ Tax Roll</u>	<u>Assessed Value(\$)</u>
07-01-04	Tax Roll	12,859,428
07-01-05	Tax Roll	65,092,851
07-01-06	Tax Roll	95,505,596
07-01-07	Tax Roll	100,387,083

#### F. MISCELLANEOUS



## 2007 MELLO-ROOS YEARLY FISCAL STATUS REPORT

<u>Date</u>	<u>Amount(\$)</u>	<u>Issuing Entity, County, Type of Debt, Purpose</u>	<u>Rating(s) Enhancmt</u>	<u>Type of Sale</u>	<u>Role, Participant</u>	<u>Maturity Date/ Type</u>	<u>Interest Rate/ Type</u>
09-30-03	\$6,535,000	Perris CFD No 2001-1 Riverside CDIAC Number: 2003-1694 Limited tax obligation bond Multiple capital improvements, public works May Farms IA No 3 Series C	NR	Neg	(BC) Aleshire & Wynder (FA) Rod Gunn (TR) Wells Fargo Bank (UW) Perris PFA	09-01-33 Comb	6.273 TIC

### YEARLY FISCAL STATUS REPORT INFORMATION

#### A. FUND BALANCES

<u>Year</u>	<u>Principal Amt Outstanding(\$)</u>	<u>Minimum Bond Reserve(\$)</u>	<u>Bond Reserve Fund(\$)</u>	<u>Capitalized Interest(\$)</u>	<u>Construction Fund(\$)</u>
03/04	6,535,000	0	0	195,721	0
04/05	6,535,000	0	0	0	0
05/06	6,535,000	0	0	0	0
06/07	6,520,000	0	0	0	0

#### B. TAX COLLECTION

<u>Year</u>	<u>Taxes Due(\$)</u>	<u>Taxes Unpaid(\$)</u>	<u>Percent</u>	<u>Teeter Plan</u>
03/04	0	0	0	No
04/05	411,323	10,101	2	No
05/06	476,023	20,444	4	No
06/07	471,068	57,006	12	No

#### C. DELINQUENT PARCELS

<u>Year</u>	<u>Reporting Date</u>	<u># of Parcels</u>	<u>Total Amount Due(\$)</u>
03/04	04-30-04	0	0
04/05	09-23-05	16	10,101
05/06	10-06-06	33	20,995
06/07	09-11-07	74	63,996

#### D. FORECLOSURE

<u># of Parcels</u>	<u>Total Amount of Taxes Due (\$)</u>
0	0
0	0
0	0
0	0

#### E. ASSESSED VALUE OF PARCELS

<u>Reporting Date</u>	<u>Appraisal/ Tax Roll</u>	<u>Assessed Value(\$)</u>
07-01-04	Tax Roll	47,677,951
07-01-05	Tax Roll	118,659,511
07-01-06	Tax Roll	144,864,834
07-01-07	Tax Roll	163,926,816

#### F. MISCELLANEOUS



## 2007 MELLO-ROOS YEARLY FISCAL STATUS REPORT

<u>Date</u>	<u>Amount(\$)</u>	<u>Issuing Entity, County, Type of Debt, Purpose</u>	<u>Rating(s) Enhancmt</u>	<u>Type of Sale</u>	<u>Role, Participant</u>	<u>Maturity Date/ Type</u>	<u>Interest Rate/ Type</u>
09-21-05	\$16,475,000	Perris CFD No 2001-1 Riverside CDIAC Number: 2005-0001 Limited tax obligation bond Multiple capital improvements, public works May Farms IA No 4	NR	Neg	(BC) Aleshire & Wynder (FA) Rod Gunn (TR) Wells Fargo Bank (UW) Southwest Securities	09-01-35 Comb	5.092 NIC

### YEARLY FISCAL STATUS REPORT INFORMATION

#### A. FUND BALANCES

<u>Year</u>	<u>Principal Amt Outstanding(\$)</u>	<u>Minimum Bond Reserve(\$)</u>	<u>Bond Reserve Fund(\$)</u>	<u>Capitalized Interest(\$)</u>	<u>Construction Fund(\$)</u>
05/06	16,475,000	1,445,713	1,506,275	425,262	5,085,295
06/07	16,475,000	1,462,923	1,489,904	0	5,305,461

#### B. TAX COLLECTION

<u>Year</u>	<u>Taxes Due(\$)</u>	<u>Taxes Unpaid(\$)</u>	<u>Percent</u>	<u>Teeter Plan</u>
05/06	0	0	0	No
06/07	989,535	149,934	15	No

#### C. DELINQUENT PARCELS

<u>Year</u>	<u>Reporting Date</u>	<u># of Parcels</u>	<u>Total Amount Due(\$)</u>
05/06	10-06-06	0	0
06/07	09-11-07	76	149,934

#### D. FORECLOSURE

<u># of Parcels</u>	<u>Total Amount of Taxes Due (\$)</u>
0	0
0	0

#### E. ASSESSED VALUE OF PARCELS

<u>Reporting Date</u>	<u>Appraisal/ Tax Roll</u>	<u>Assessed Value(\$)</u>
07-01-06	Tax Roll	66,319,231
07-01-07	Tax Roll	160,520,825

#### F. MISCELLANEOUS



## 2007 MELLO-ROOS YEARLY FISCAL STATUS REPORT

<u>Date</u>	<u>Amount(\$)</u>	<u>Issuing Entity, County, Type of Debt, Purpose</u>	<u>Rating(s) Enhancmt</u>	<u>Type of Sale</u>	<u>Role, Participant</u>	<u>Maturity Date/ Type</u>	<u>Interest Rate/ Type</u>
11-14-06	\$9,680,000	Perris CFD No 2001-1 Riverside CDIAC Number: 2006-1380 Limited tax obligation bond Multiple capital improvements, public works May Farms IA No 5 (Merano & Sorrento)	NR	Neg	(BC) Aleshire & Wynder (FA) Rod Gunn (TR) Wells Fargo Bank (UW) Southwest Securities	09-01-37 Comb	4.965 NIC

### YEARLY FISCAL STATUS REPORT INFORMATION

#### A. FUND BALANCES

<u>Year</u>	<u>Principal Amt Outstanding(\$)</u>	<u>Minimum Bond Reserve(\$)</u>	<u>Bond Reserve Fund(\$)</u>	<u>Capitalized Interest(\$)</u>	<u>Construction Fund(\$)</u>
06/07	9,680,000	841,627	859,411	122,685	4,927,386

#### B. TAX COLLECTION

<u>Taxes Due(\$)</u>	<u>Taxes Unpaid(\$)</u>	<u>Percent</u>	<u>Teeter Plan</u>
0	0	0	No

#### C. DELINQUENT PARCELS

<u>Year</u>	<u>Reporting Date</u>	<u># of Parcels</u>	<u>Total Amount Due(\$)</u>
06/07	09-11-07	0	0

#### D. FORECLOSURE

<u># of Parcels</u>	<u>Total Amount of Taxes Due (\$)</u>
0	0

#### E. ASSESSED VALUE OF PARCELS

<u>Reporting Date</u>	<u>Appraisal/ Tax Roll</u>	<u>Assessed Value(\$)</u>
07-01-07	Appraisal	40,400,000

#### F. MISCELLANEOUS





## 2007 MELLO-ROOS YEARLY FISCAL STATUS REPORT

<u>Date</u>	<u>Amount(\$)</u>	<u>Issuing Entity, County, Type of Debt, Purpose</u>	<u>Rating(s) Enhancmt</u>	<u>Type of Sale</u>	<u>Role, Participant</u>	<u>Maturity Date/ Type</u>	<u>Interest Rate/ Type</u>
02-27-02	\$16,890,000	Perris CFD No 2001-2 Riverside CDIAC Number: 2002-0021 Limited tax obligation bond Multiple capital improvements, public works Villages of Avalon Series A Refunding	NR	Neg	(BC) Burke Williams (FA) Rod Gunn (TR) Wells Fargo Bank (UW) O'Connor SWS Securities	09-01-32 Comb	6.502 NIC

### YEARLY FISCAL STATUS REPORT INFORMATION

#### A. FUND BALANCES

<u>Year</u>	<u>Principal Amt Outstanding(\$)</u>	<u>Minimum Bond Reserve(\$)</u>	<u>Bond Reserve Fund(\$)</u>	<u>Capitalized Interest(\$)</u>	<u>Construction Fund(\$)</u>	<u>Taxes Due(\$)</u>	<u>Taxes Unpaid(\$)</u>	<u>Percent</u>	<u>Teeter Plan</u>
01/02	16,890,000	1,437,631	1,442,263	2,108,932	10,051,440	0	0	0	No
02/03	16,890,000	1,437,631	1,440,242	1,083,553	7,935,106	0	0	0	No
03/04	16,865,000	1,437,631	1,439,310	0	1,001,362	578,061	20,132	3	No
04/05	16,815,000	1,437,631	1,439,346	0	0	1,165,600	42,816	4	No
05/06	16,815,000	1,513,689	1,549,416	0	0	1,402,909	108,547	8	No
06/07	16,740,000	1,437,631	2,024,101	0	0	1,677,030	227,165	14	No

#### B. TAX COLLECTION

#### C. DELINQUENT PARCELS

<u>Year</u>	<u>Reporting Date</u>	<u># of Parcels</u>	<u>Total Amount Due(\$)</u>	<u># of Parcels</u>	<u>Total Amount of Taxes Due (\$)</u>	<u>Reporting Date</u>	<u>Appraisal/ Tax Roll</u>	<u>Assessed Value(\$)</u>
01/02	05-08-02	0	0	0	0		Tax Roll	4,105,159
02/03	08-12-03	0	0	0	0	07-01-03	Tax Roll	14,540,500
03/04	04-30-04	47	20,132	0	0	07-01-04	Tax Roll	101,597,629
04/05	09-23-05	51	44,221	0	0	07-01-05	Tax Roll	241,944,651
05/06	10-06-06	110	111,025	0	0	07-01-06	Tax Roll	390,038,248
06/07	09-11-07	214	272,558	0	0	07-01-07	Tax Roll	470,958,622

#### D. FORECLOSURE

#### E. ASSESSED VALUE OF PARCELS

#### F. MISCELLANEOUS



## 2007 MELLO-ROOS YEARLY FISCAL STATUS REPORT

<u>Date</u>	<u>Amount(\$)</u>	<u>Issuing Entity, County, Type of Debt, Purpose</u>	<u>Rating(s) Enhancmt</u>	<u>Type of Sale</u>	<u>Role, Participant</u>	<u>Maturity Date/ Type</u>	<u>Interest Rate/ Type</u>
07-28-05	\$5,210,000	Perris CFD No 2001-2 Riverside CDIAC Number: 2005-1229 Limited tax obligation bond Multiple capital improvements, public works Villages of Avalon Ser B	NR	Neg	(BC) Aleshire & Wynder (FA) Rod Gunn (TR) Wells Fargo Bank (UW) Southwest Securities	09-01-32 Comb	5.098 NIC

### YEARLY FISCAL STATUS REPORT INFORMATION

#### A. FUND BALANCES

<u>Year</u>	<u>Principal Amt Outstanding(\$)</u>	<u>Minimum Bond Reserve(\$)</u>	<u>Bond Reserve Fund(\$)</u>	<u>Capitalized Interest(\$)</u>	<u>Construction Fund(\$)</u>
05/06	5,210,000	466,922	477,943	0	7,383
06/07	5,210,000	521,000	2,024,101	0	0

#### B. TAX COLLECTION

<u>Taxes Due(\$)</u>	<u>Taxes Unpaid(\$)</u>	<u>Percent</u>	<u>Teeter Plan</u>
1,402,909	108,547	8	No
1,677,030	227,165	14	No

#### C. DELINQUENT PARCELS

<u>Year</u>	<u>Reporting Date</u>	<u># of Parcels</u>	<u>Total Amount Due(\$)</u>
05/06	10-06-06	110	111,025
06/07	09-11-07	214	272,558

#### D. FORECLOSURE

<u># of Parcels</u>	<u>Total Amount of Taxes Due (\$)</u>
0	0
0	0

#### E. ASSESSED VALUE OF PARCELS

<u>Reporting Date</u>	<u>Appraisal/ Tax Roll</u>	<u>Assessed Value(\$)</u>
07-01-06	Tax Roll	390,038,248
07-01-07	Tax Roll	470,958,622

#### F. MISCELLANEOUS



## 2007 MELLO-ROOS YEARLY FISCAL STATUS REPORT

<u>Date</u>	<u>Amount(\$)</u>	<u>Issuing Entity, County, Type of Debt, Purpose</u>	<u>Rating(s) Enhancmt</u>	<u>Type of Sale</u>	<u>Role, Participant</u>	<u>Maturity Date/ Type</u>	<u>Interest Rate/ Type</u>
02-06-03	\$5,860,000	Perris CFD No 2002-1 Riverside CDIAC Number: 2003-0097 Limited tax obligation bond Multiple capital improvements, public works Willowbrook	NR	Neg	(BC) Burke Williams (FA) Rod Gunn (TR) Wells Fargo Bank (UW) O'Connor SWS Securities	09-01-33 Comb	6.463 NIC

### YEARLY FISCAL STATUS REPORT INFORMATION

#### A. FUND BALANCES

<u>Year</u>	<u>Principal Amt Outstanding(\$)</u>	<u>Minimum Bond Reserve(\$)</u>	<u>Bond Reserve Fund(\$)</u>	<u>Capitalized Interest(\$)</u>	<u>Construction Fund(\$)</u>
02/03	5,860,000	586,000	586,986	214,646	2,079,924
03/04	5,860,000	586,000	586,890	3	2,809,785
04/05	5,860,000	586,000	593,074	0	257,731
05/06	5,860,000	586,000	599,834	0	0
06/07	5,860,000	586,000	598,088	0	0

#### B. TAX COLLECTION

<u>Year</u>	<u>Taxes Due(\$)</u>	<u>Taxes Unpaid(\$)</u>	<u>Percent</u>	<u>Teeter Plan</u>
02/03	0	0	0	No
03/04	384,829	67,388	18	No
04/05	397,522	6,579	2	No
05/06	465,761	32,939	7	No
06/07	361,713	41,541	11	No

#### C. DELINQUENT PARCELS

<u>Year</u>	<u>Reporting Date</u>	<u># of Parcels</u>	<u>Total Amount Due(\$)</u>
02/03	08-12-03	0	0
03/04	04-30-04	30	67,388
04/05	09-06-05	9	6,769
05/06	10-06-06	30	34,728
06/07	09-11-07	45	62,567

#### D. FORECLOSURE

<u># of Parcels</u>	<u>Total Amount of Taxes Due (\$)</u>
0	0
0	0
0	0
0	0
0	0

#### E. ASSESSED VALUE OF PARCELS

<u>Reporting Date</u>	<u>Appraisal/ Tax Roll</u>	<u>Assessed Value(\$)</u>
07-01-03	Tax Roll	8,301,326
07-01-04	Tax Roll	28,920,179
07-01-05	Tax Roll	57,857,280
07-01-06	Tax Roll	96,118,550
07-01-07	Tax Roll	104,758,938

#### F. MISCELLANEOUS



## 2007 MELLO-ROOS YEARLY FISCAL STATUS REPORT

<u>Date</u>	<u>Amount(\$)</u>	<u>Issuing Entity, County, Type of Debt, Purpose</u>	<u>Rating(s) Enhancmt</u>	<u>Type of Sale</u>	<u>Role, Participant</u>	<u>Maturity Date/ Type</u>	<u>Interest Rate/ Type</u>
07-15-03	\$3,060,000	Perris CFD No 2003-1 Riverside CDIAC Number: 2003-1338 Limited tax obligation bond Multiple capital improvements, public works Chaparral Ridge Series A	NR	Neg	(BC) Aleshire & Wynder (FA) Rod Gunn (TR) Wells Fargo Bank (UW) O'Connor SW Securities	09-01-33 Comb	6.571 TIC

### YEARLY FISCAL STATUS REPORT INFORMATION

#### A. FUND BALANCES

<u>Year</u>	<u>Principal Amt Outstanding(\$)</u>	<u>Minimum Bond Reserve(\$)</u>	<u>Bond Reserve Fund(\$)</u>	<u>Capitalized Interest(\$)</u>	<u>Construction Fund(\$)</u>
03/04	3,060,000	306,000	306,357	94,725	781,679
04/05	3,060,000	306,000	306,363	0	792,652
05/06	3,060,000	306,000	313,228	0	0
06/07	3,060,000	306,000	311,197	0	0

#### B. TAX COLLECTION

<u>Taxes Due(\$)</u>	<u>Taxes Unpaid(\$)</u>	<u>Percent</u>	<u>Teeter Plan</u>
0	0	0	No
201,003	5,556	3	No
209,042	3,743	2	No
211,115	25,620	12	No

#### C. DELINQUENT PARCELS

<u>Year</u>	<u>Reporting Date</u>	<u># of Parcels</u>	<u>Total Amount Due(\$)</u>
03/04	04-30-04	0	0
04/05	09-06-05	4	5,556
05/06	10-06-06	3	4,686
06/07	09-11-07	18	26,582

#### D. FORECLOSURE

<u># of Parcels</u>	<u>Total Amount of Taxes Due (\$)</u>
0	0
0	0
0	0
0	0

#### E. ASSESSED VALUE OF PARCELS

<u>Reporting Date</u>	<u>Appraisal/ Tax Roll</u>	<u>Assessed Value(\$)</u>
07-01-04	Tax Roll	14,473,421
07-01-05	Tax Roll	37,058,469
07-01-06	Tax Roll	39,190,672
07-01-07	Tax Roll	42,327,450

#### F. MISCELLANEOUS



## 2007 MELLO-ROOS YEARLY FISCAL STATUS REPORT

<u>Date</u>	<u>Amount(\$)</u>	<u>Issuing Entity, County, Type of Debt, Purpose</u>	<u>Rating(s) Enhancmt</u>	<u>Type of Sale</u>	<u>Role, Participant</u>	<u>Maturity Date/ Type</u>	<u>Interest Rate/ Type</u>
07-15-03	\$940,000	Perris CFD No 2003-1 Riverside CDIAC Number: 2003-1457 Limited tax obligation bond Multiple capital improvements, public works Chaparral Ridge Sub Series B Federally Taxable State Taxable	NR	Neg	(BC) Aleshire & Wynder (FA) Rod Gunn (TR) Wells Fargo Bank (UW) Romoland ESD	09-01-33 Term	***** TIC

### YEARLY FISCAL STATUS REPORT INFORMATION

#### A. FUND BALANCES

<u>Year</u>	<u>Principal Amt Outstanding(\$)</u>	<u>Minimum Bond Reserve(\$)</u>	<u>Bond Reserve Fund(\$)</u>	<u>Capitalized Interest(\$)</u>	<u>Construction Fund(\$)</u>
05/06	940,000	0	0	0	0
06/07	940,000	306,000	0	0	0

#### B. TAX COLLECTION

<u>Taxes Due(\$)</u>	<u>Taxes Unpaid(\$)</u>	<u>Percent</u>	<u>Teeter Plan</u>
209,042	3,743	2	No
211,115	25,620	12	No

#### C. DELINQUENT PARCELS

<u>Year</u>	<u>Reporting Date</u>	<u># of Parcels</u>	<u>Total Amount Due(\$)</u>
05/06	10-06-06	3	4,686
06/07	09-11-07	18	26,582

#### D. FORECLOSURE

<u># of Parcels</u>	<u>Total Amount of Taxes Due (\$)</u>
0	0
0	0

#### E. ASSESSED VALUE OF PARCELS

<u>Reporting Date</u>	<u>Appraisal/ Tax Roll</u>	<u>Assessed Value(\$)</u>
07-01-06	Tax Roll	39,190,672
07-01-07	Tax Roll	42,327,450

#### F. MISCELLANEOUS

There is no debt service on the Series B bonds



## 2007 MELLO-ROOS YEARLY FISCAL STATUS REPORT

<u>Date</u>	<u>Amount(\$)</u>	<u>Issuing Entity, County, Type of Debt, Purpose</u>	<u>Rating(s) Enhancmt</u>	<u>Type of Sale</u>	<u>Role, Participant</u>	<u>Maturity Date/ Type</u>	<u>Interest Rate/ Type</u>
04-20-04	\$2,375,000	Perris CFD No 2004-1 Riverside CDIAC Number: 2004-0211 Limited tax obligation bond Multiple capital improvements, public works Amber Oaks	NR	Neg	(BC) Aleshire & Wynder (FA) Rod Gunn (TR) Wells Fargo Bank (UW) O'Connor SW Securities	09-01-34 Comb	6.11 TIC

### YEARLY FISCAL STATUS REPORT INFORMATION

#### A. FUND BALANCES

<u>Year</u>	<u>Principal Amt Outstanding(\$)</u>	<u>Minimum Bond Reserve(\$)</u>	<u>Bond Reserve Fund(\$)</u>	<u>Capitalized Interest(\$)</u>	<u>Construction Fund(\$)</u>
03/04	2,375,000	232,956	232,444	42,112	1,016,918
04/05	2,375,000	232,956	234,997	0	8,374
05/06	2,375,000	234,940	242,644	0	0
06/07	2,375,000	237,065	241,090	0	9,047

#### B. TAX COLLECTION

<u>Taxes Due(\$)</u>	<u>Taxes Unpaid(\$)</u>	<u>Percent</u>	<u>Teeter Plan</u>
0	0	0	No
153,497	0	0	No
174,001	10,186	6	No
154,342	23,752	15	No

#### C. DELINQUENT PARCELS

<u>Year</u>	<u>Reporting Date</u>	<u># of Parcels</u>	<u>Total Amount Due(\$)</u>
03/04	04-30-04	0	0
04/05	09-06-05	0	0
05/06	10-06-06	8	10,186
06/07	09-11-07	18	30,547

#### D. FORECLOSURE

<u># of Parcels</u>	<u>Total Amount of Taxes Due (\$)</u>
0	0
0	0
0	0
0	0

#### E. ASSESSED VALUE OF PARCELS

<u>Reporting Date</u>	<u>Appraisal/ Tax Roll</u>	<u>Assessed Value(\$)</u>
07-01-04	Tax Roll	829,927
07-01-05	Tax Roll	27,280,695
07-01-06	Tax Roll	30,697,752
07-01-07	Tax Roll	32,961,135

#### F. MISCELLANEOUS



## 2007 MELLO-ROOS YEARLY FISCAL STATUS REPORT

<u>Date</u>	<u>Amount(\$)</u>	<u>Issuing Entity, County, Type of Debt, Purpose</u>	<u>Rating(s) Enhancmt</u>	<u>Type of Sale</u>	<u>Role, Participant</u>	<u>Maturity Date/ Type</u>	<u>Interest Rate/ Type</u>
04-20-04	\$4,890,000	Perris CFD No 2004-2 Riverside CDIAC Number: 2004-0212 Limited tax obligation bond Multiple capital improvements, public works Corman Leigh Communities	NR	Neg	(BC) Aleshire & Wynder (FA) Rod Gunn (TR) Wells Fargo Bank (UW) O'Connor SW Securities	09-01-34 Comb	6.11 TIC

### YEARLY FISCAL STATUS REPORT INFORMATION

#### A. FUND BALANCES

<u>Year</u>	<u>Principal Amt Outstanding(\$)</u>	<u>Minimum Bond Reserve(\$)</u>	<u>Bond Reserve Fund(\$)</u>	<u>Capitalized Interest(\$)</u>	<u>Construction Fund(\$)</u>
03/04	4,890,000	480,157	479,100	86,753	4,000,556
04/05	4,890,000	480,157	483,422	0	698,050
05/06	4,890,000	484,253	497,516	0	99
06/07	4,890,000	488,641	496,942	0	104

#### B. TAX COLLECTION

<u>Taxes Due(\$)</u>	<u>Taxes Unpaid(\$)</u>	<u>Percent</u>	<u>Teeter Plan</u>
0	0	0	No
306,369	0	0	No
306,176	10,454	3	No
350,140	31,801	9	No

#### C. DELINQUENT PARCELS

<u>Year</u>	<u>Reporting Date</u>	<u># of Parcels</u>	<u>Total Amount Due(\$)</u>
03/04	04-30-04	0	0
04/05	09-06-05	0	0
05/06	10-06-06	9	10,454
06/07	09-11-07	22	36,404

#### D. FORECLOSURE

<u># of Parcels</u>	<u>Total Amount of Taxes Due (\$)</u>
0	0
0	0
0	0
0	0

#### E. ASSESSED VALUE OF PARCELS

<u>Reporting Date</u>	<u>Appraisal/ Tax Roll</u>	<u>Assessed Value(\$)</u>
07-01-04	Tax Roll	2,175,000
07-01-05	Tax Roll	7,327,065
07-01-06	Tax Roll	67,704,861
07-01-07	Tax Roll	72,604,211

#### F. MISCELLANEOUS



## 2007 MELLO-ROOS YEARLY FISCAL STATUS REPORT

<u>Date</u>	<u>Amount(\$)</u>	<u>Issuing Entity, County, Type of Debt, Purpose</u>	<u>Rating(s) Enhancmt</u>	<u>Type of Sale</u>	<u>Role, Participant</u>	<u>Maturity Date/ Type</u>	<u>Interest Rate/ Type</u>
07-20-04	\$8,955,000	Perris CFD No 2004-3 Riverside CDIAC Number: 2004-1228 Limited tax obligation bond Multiple capital improvements, public works Monument Ranch IA No 1	NR	Neg	(BC) Aleshire & Wynder (FA) Rod Gunn (TR) Wells Fargo Bank (UW) Perris PFA	09-01-34 Comb	6.091 TIC

### YEARLY FISCAL STATUS REPORT INFORMATION

#### A. FUND BALANCES

<u>Year</u>	<u>Principal Amt Outstanding(\$)</u>	<u>Minimum Bond Reserve(\$)</u>	<u>Bond Reserve Fund(\$)</u>	<u>Capitalized Interest(\$)</u>	<u>Construction Fund(\$)</u>
04/05	8,955,000	859,613	867,154	1,757,957	271,561
05/06	8,955,000	859,613	869,560	0	0
06/07	8,955,000	859,613	874,212	0	244,214

#### B. TAX COLLECTION

<u>Year</u>	<u>Taxes Due(\$)</u>	<u>Taxes Unpaid(\$)</u>	<u>Percent</u>	<u>Teeter Plan</u>
04/05	0	0	0	No
05/06	558,847	28,491	5	No
06/07	640,659	75,664	12	No

#### C. DELINQUENT PARCELS

<u>Year</u>	<u>Reporting Date</u>	<u># of Parcels</u>	<u>Total Amount Due(\$)</u>
04/05	09-23-05	0	0
05/06	10-06-06	20	28,491
06/07	09-11-07	44	81,681

#### D. FORECLOSURE

<u># of Parcels</u>	<u>Total Amount of Taxes Due (\$)</u>
0	0
0	0
0	0

#### E. ASSESSED VALUE OF PARCELS

<u>Reporting Date</u>	<u>Appraisal/ Tax Roll</u>	<u>Assessed Value(\$)</u>
07-01-05	Tax Roll	45,331,205
07-01-06	Tax Roll	114,121,766
07-01-07	Tax Roll	121,606,103

#### F. MISCELLANEOUS





## 2007 MELLO-ROOS YEARLY FISCAL STATUS REPORT

<u>Date</u>	<u>Amount(\$)</u>	<u>Issuing Entity, County, Type of Debt, Purpose</u>	<u>Rating(s) Enhancmt</u>	<u>Type of Sale</u>	<u>Role, Participant</u>	<u>Maturity Date/ Type</u>	<u>Interest Rate/ Type</u>
06-02-05	\$8,430,000	Perris CFD No 2004-3 Riverside CDIAC Number: 2005-0566 Limited tax obligation bond Multiple capital improvements, public works Monument Ranch IA No 2	NR	Neg	(BC) Aleshire & Wynder (FA) Rod Gunn (TR) Wells Fargo Bank (UW) Southwest Securities	09-01-35 Comb	5.236 NIC

### YEARLY FISCAL STATUS REPORT INFORMATION

#### A. FUND BALANCES

<u>Year</u>	<u>Principal Amt Outstanding(\$)</u>	<u>Minimum Bond Reserve(\$)</u>	<u>Bond Reserve Fund(\$)</u>	<u>Capitalized Interest(\$)</u>	<u>Construction Fund(\$)</u>
04/05	8,430,000	734,053	753,425	6,808,606	314,002
05/06	8,430,000	754,427	783,490	5,291	75,880
06/07	8,430,000	761,844	770,475	0	6,478

#### B. TAX COLLECTION

<u>Year</u>	<u>Taxes Due(\$)</u>	<u>Taxes Unpaid(\$)</u>	<u>Percent</u>	<u>Teeter Plan</u>
04/05	0	0	0	No
05/06	221,517	3,527	2	No
06/07	532,843	45,451	9	No

#### C. DELINQUENT PARCELS

<u>Year</u>	<u>Reporting Date</u>	<u># of Parcels</u>	<u>Total Amount Due(\$)</u>
04/05	09-23-05	0	0
05/06	10-06-06	7	3,527
06/07	09-11-07	26	46,016

#### D. FORECLOSURE

<u># of Parcels</u>	<u>Total Amount of Taxes Due (\$)</u>
0	0
0	0
0	0

#### E. ASSESSED VALUE OF PARCELS

<u>Reporting Date</u>	<u>Appraisal/ Tax Roll</u>	<u>Assessed Value(\$)</u>
07-01-05	Tax Roll	9,704,483
07-01-06	Tax Roll	40,183,462
07-01-07	Tax Roll	90,579,693

#### F. MISCELLANEOUS



## 2007 MELLO-ROOS YEARLY FISCAL STATUS REPORT

<u>Date</u>	<u>Amount(\$)</u>	<u>Issuing Entity, County, Type of Debt, Purpose</u>	<u>Rating(s) Enhancmt</u>	<u>Type of Sale</u>	<u>Role, Participant</u>	<u>Maturity Date/ Type</u>	<u>Interest Rate/ Type</u>
12-02-04	\$1,810,000	Perris CFD No 2004-5 Riverside CDIAC Number: 2004-1788 Limited tax obligation bond Multiple capital improvements, public works Amber Oaks II	NR	Neg	(BC) Aleshire & Wynder (FA) Rod Gunn (TR) Wells Fargo Bank (UW) Southwest Securities	09-01-35 Comb	5.871 NIC

### YEARLY FISCAL STATUS REPORT INFORMATION

#### A. FUND BALANCES

<u>Year</u>	<u>Principal Amt Outstanding(\$)</u>	<u>Minimum Bond Reserve(\$)</u>	<u>Bond Reserve Fund(\$)</u>	<u>Capitalized Interest(\$)</u>	<u>Construction Fund(\$)</u>
04/05	1,810,000	169,309	172,702	50,613	123,972
05/06	1,810,000	171,400	175,444	0	229
06/07	1,810,000	171,400	174,310	0	240

#### B. TAX COLLECTION

<u>Year</u>	<u>Taxes Due(\$)</u>	<u>Taxes Unpaid(\$)</u>	<u>Percent</u>	<u>Teeter Plan</u>
04/05	0	0	0	No
05/06	112,994	0	0	No
06/07	137,287	25,215	18	No

#### C. DELINQUENT PARCELS

<u>Year</u>	<u>Reporting Date</u>	<u># of Parcels</u>	<u>Total Amount Due(\$)</u>
04/05	09-23-05	0	0
05/06	10-06-06	0	0
06/07	09-11-07	19	25,215

#### D. FORECLOSURE

<u># of Parcels</u>	<u>Total Amount of Taxes Due (\$)</u>
0	0
0	0
0	0

#### E. ASSESSED VALUE OF PARCELS

<u>Reporting Date</u>	<u>Appraisal/ Tax Roll</u>	<u>Assessed Value(\$)</u>
07-01-05	Tax Roll	714,000
07-01-06	Tax Roll	24,227,051
07-01-07	Tax Roll	32,316,680

#### F. MISCELLANEOUS



## 2007 MELLO-ROOS YEARLY FISCAL STATUS REPORT

<u>Date</u>	<u>Amount(\$)</u>	<u>Issuing Entity, County, Type of Debt, Purpose</u>	<u>Rating(s) Enhancmt</u>	<u>Type of Sale</u>	<u>Role, Participant</u>	<u>Maturity Date/ Type</u>	<u>Interest Rate/ Type</u>
03-13-07	\$3,385,000	Perris CFD No 2005-1 Riverside CDIAC Number: 2007-0032 Limited tax obligation bond Multiple capital improvements, public works Perris Valley Vistas IA No 4	NR	Neg	(BC) Aleshire & Wynder (FA) Rod Gunn (TR) Wells Fargo Bank (UW) Southwest Securities	09-01-37 Comb	4.944 NIC

### YEARLY FISCAL STATUS REPORT INFORMATION

#### A. FUND BALANCES

<u>Year</u>	<u>Principal Amt Outstanding(\$)</u>	<u>Minimum Bond Reserve(\$)</u>	<u>Bond Reserve Fund(\$)</u>	<u>Capitalized Interest(\$)</u>	<u>Construction Fund(\$)</u>
06/07	3,385,000	294,150	296,826	71,857	1,070,709

#### B. TAX COLLECTION

<u>Taxes Due(\$)</u>	<u>Taxes Unpaid(\$)</u>	<u>Percent</u>	<u>Teeter Plan</u>
0	0	0	No

#### C. DELINQUENT PARCELS

<u>Year</u>	<u>Reporting Date</u>	<u># of Parcels</u>	<u>Total Amount Due(\$)</u>
06/07	09-11-07	0	0

#### D. FORECLOSURE

<u># of Parcels</u>	<u>Total Amount of Taxes Due (\$)</u>
0	0

#### E. ASSESSED VALUE OF PARCELS

<u>Reporting Date</u>	<u>Appraisal/ Tax Roll</u>	<u>Assessed Value(\$)</u>
07-01-07	Tax Roll	16,474,200

#### F. MISCELLANEOUS



## 2007 MELLO-ROOS YEARLY FISCAL STATUS REPORT

<u>Date</u>	<u>Amount(\$)</u>	<u>Issuing Entity, County, Type of Debt, Purpose</u>	<u>Rating(s) Enhancmt</u>	<u>Type of Sale</u>	<u>Role, Participant</u>	<u>Maturity Date/ Type</u>	<u>Interest Rate/ Type</u>
11-03-05	\$14,740,000	Perris CFD No 2005-2 Riverside CDIAC Number: 2005-1522 Limited tax obligation bond Multiple capital improvements, public works Harmony Grove	NR	Neg	(BC) Aleshire & Wynder (FA) Rod Gunn (TR) Wells Fargo Bank (UW) Southwest Securities	09-01-35 Comb	5.092 NIC

### YEARLY FISCAL STATUS REPORT INFORMATION

#### A. FUND BALANCES

<u>Year</u>	<u>Principal Amt Outstanding(\$)</u>	<u>Minimum Bond Reserve(\$)</u>	<u>Bond Reserve Fund(\$)</u>	<u>Capitalized Interest(\$)</u>	<u>Construction Fund(\$)</u>
05/06	14,740,000	1,315,894	1,369,412	389,624	0
06/07	14,740,000	1,335,434	1,358,282	0	0

#### B. TAX COLLECTION

<u>Taxes Due(\$)</u>	<u>Taxes Unpaid(\$)</u>	<u>Percent</u>	<u>Teeter Plan</u>
0	0	0	No
910,275	108,308	12	No

#### C. DELINQUENT PARCELS

<u>Year</u>	<u>Reporting Date</u>	<u># of Parcels</u>	<u>Total Amount Due(\$)</u>
05/06	10-06-06	0	0
06/07	09-11-07	60	108,308

#### D. FORECLOSURE

<u># of Parcels</u>	<u>Total Amount of Taxes Due (\$)</u>
0	0
0	0

#### E. ASSESSED VALUE OF PARCELS

<u>Reporting Date</u>	<u>Appraisal/ Tax Roll</u>	<u>Assessed Value(\$)</u>
07-01-06	Tax Roll	67,135,132
07-01-07	Tax Roll	161,292,322

#### F. MISCELLANEOUS



## 2007 MELLO-ROOS YEARLY FISCAL STATUS REPORT

<u>Date</u>	<u>Amount(\$)</u>	<u>Issuing Entity, County, Type of Debt, Purpose</u>	<u>Rating(s) Enhancmt</u>	<u>Type of Sale</u>	<u>Role, Participant</u>	<u>Maturity Date/ Type</u>	<u>Interest Rate/ Type</u>
03-19-02	\$8,020,000	Perris CFD No 93-1 Riverside CDIAC Number: 2002-0022 Limited tax obligation bond Multiple capital improvements, public works May Ranch Refunding	S:AAA M:Aaa    Ins	Neg	(BC) Burke Williams (FA) Rod Gunn (EN) Ambac (TR) Wells Fargo Bank (UW) O'Connor SWS Securities	08-15-23 Comb	5.041 NIC

### YEARLY FISCAL STATUS REPORT INFORMATION

#### A. FUND BALANCES

<u>Year</u>	<u>Principal Amt Outstanding(\$)</u>	<u>Minimum Bond Reserve(\$)</u>	<u>Bond Reserve Fund(\$)</u>	<u>Capitalized Interest(\$)</u>	<u>Construction Fund(\$)</u>
01/02	7,910,000	689,538	691,193	0	0
02/03	7,760,000	689,538	690,789	0	0
03/04	7,595,000	689,538	690,343	0	0
04/05	7,415,000	689,538	696,498	0	0
05/06	7,415,000	689,538	697,992	0	0
06/07	7,220,000	689,538	703,327	0	0

#### B. TAX COLLECTION

<u>Year</u>	<u>Taxes Due(\$)</u>	<u>Taxes Unpaid(\$)</u>	<u>Percent</u>	<u>Teeter Plan</u>
01/02	0	0	0	No
02/03	521,636	9,667	2	No
03/04	545,270	33,399	6	No
04/05	567,190	12,719	2	No
05/06	547,827	35,335	6	No
06/07	573,883	61,409	11	No

#### C. DELINQUENT PARCELS

<u>Year</u>	<u>Reporting Date</u>	<u># of Parcels</u>	<u>Total Amount Due(\$)</u>
01/02	05-08-02	0	0
02/03	08-12-03	16	29,492
03/04	04-30-04	64	15,473
04/05	09-23-05	21	25,354
05/06	10-06-06	51	36,828
06/07	09-11-07	79	72,294

#### D. FORECLOSURE

<u># of Parcels</u>	<u>Total Amount of Taxes Due (\$)</u>
0	0
0	0
0	0
0	0
0	0
0	0

#### E. ASSESSED VALUE OF PARCELS

<u>Reporting Date</u>	<u>Appraisal/ Tax Roll</u>	<u>Assessed Value(\$)</u>
	Tax Roll	76,629,121
07-01-03	Tax Roll	80,518,966
07-01-04	Tax Roll	88,858,656
07-01-05	Tax Roll	104,265,081
07-01-06	Tax Roll	126,157,564
07-01-07	Tax Roll	140,395,427

#### F. MISCELLANEOUS



## 2007 MELLO-ROOS YEARLY FISCAL STATUS REPORT

<u>Date</u>	<u>Amount(\$)</u>	<u>Issuing Entity, County, Type of Debt, Purpose</u>	<u>Rating(s) Enhancmt</u>	<u>Type of Sale</u>	<u>Role, Participant</u>	<u>Maturity Date/ Type</u>	<u>Interest Rate/ Type</u>
03-09-95	\$6,200,000	Perris CFD No 93-2 Riverside CDIAC Number: 1995-0033 Limited tax obligation bond Street construction and improvements Perris Plaza	NR	Neg	(BC) Rutan & Tucker (FA) Rod Gunn (TR) Seattle-First (UW) Perris PFA	09-01-25 Comb	8.93 TIC

### YEARLY FISCAL STATUS REPORT INFORMATION

#### A. FUND BALANCES

<u>Year</u>	<u>Principal Amt Outstanding(\$)</u>	<u>Minimum Bond Reserve(\$)</u>	<u>Bond Reserve Fund(\$)</u>	<u>Capitalized Interest(\$)</u>	<u>Construction Fund(\$)</u>
01/02	5,745,000	0	0	0	30,666
02/03	5,660,000	595,556	596,124	0	0
03/04	5,570,000	595,556	596,089	0	0
04/05	5,470,000	595,394	600,615	0	0
05/06	5,170,000	595,394	609,451	0	32,617
06/07	5,065,000	595,394	605,508	0	34,113

#### B. TAX COLLECTION

<u>Year</u>	<u>Taxes Due(\$)</u>	<u>Taxes Unpaid(\$)</u>	<u>Percent</u>	<u>Teeter Plan</u>
01/02	617,436	0	0	No
02/03	621,605	2,434	0	No
03/04	616,685	0	0	No
04/05	620,330	0	0	No
05/06	616,378	0	0	No
06/07	613,452	0	0	No

#### C. DELINQUENT PARCELS

<u>Year</u>	<u>Reporting Date</u>	<u># of Parcels</u>	<u>Total Amount Due(\$)</u>
01/02	05-08-02	0	0
02/03	08-12-03	2	2,434
03/04	04-30-04	2	2,434
04/05	09-23-05	0	0
05/06	10-06-06	0	0
06/07	09-11-07	0	0

#### D. FORECLOSURE

<u># of Parcels</u>	<u>Total Amount of Taxes Due (\$)</u>
0	0
0	0
0	0
0	0
0	0
0	0

#### E. ASSESSED VALUE OF PARCELS

<u>Reporting Date</u>	<u>Appraisal/ Tax Roll</u>	<u>Assessed Value(\$)</u>
07-01-03	Tax Roll	17,102,668
07-01-04	Tax Roll	3,337,999
07-01-05	Tax Roll	19,337,327
07-01-06	Tax Roll	20,938,572
07-01-06	Tax Roll	21,145,777
07-01-07	Tax Roll	27,831,650

#### F. MISCELLANEOUS



## 2007 MELLO-ROOS YEARLY FISCAL STATUS REPORT

<u>Date</u>	<u>Amount(\$)</u>	<u>Issuing Entity, County, Type of Debt, Purpose</u>	<u>Rating(s) Enhancmt</u>	<u>Type of Sale</u>	<u>Role, Participant</u>	<u>Maturity Date/ Type</u>	<u>Interest Rate/ Type</u>
10-24-02	\$1,975,000	Perris Elementary School District CFD No 2002-1 Riverside CDIAC Number: 2002-1858 Limited tax obligation bond K-12 school facility	NR	Neg	(BC) Best Best & Krieger (TR) US Bank Natl Assoc (UW) Stinson Securities	09-01-32 Comb	6.422 TIC

### YEARLY FISCAL STATUS REPORT INFORMATION

#### A. FUND BALANCES

<u>Year</u>	<u>Principal Amt Outstanding(\$)</u>	<u>Minimum Bond Reserve(\$)</u>	<u>Bond Reserve Fund(\$)</u>	<u>Capitalized Interest(\$)</u>	<u>Construction Fund(\$)</u>
02/03	1,975,000	152,413	152,603	60,379	1,163,613
03/04	1,945,000	152,413	153,455	438	390,697
04/05	1,915,000	152,413	153,985	0	0
05/06	1,915,000	152,413	158,164	0	28,595
06/07	1,885,000	152,413	166,839	0	29,964

#### B. TAX COLLECTION

<u>Year</u>	<u>Taxes Due(\$)</u>	<u>Taxes Unpaid(\$)</u>	<u>Percent</u>	<u>Teeter Plan</u>
02/03	0	0	0	No
03/04	165,148	6,184	4	No
04/05	164,062	1,266	1	No
05/06	163,714	1,551	1	No
06/07	167,680	5,032	3	No

#### C. DELINQUENT PARCELS

<u>Year</u>	<u>Reporting Date</u>	<u># of Parcels</u>	<u>Total Amount Due(\$)</u>
02/03	08-12-03	0	0
03/04	04-30-04	3	6,184
04/05	09-23-05	2	1,266
05/06	10-06-06	1	1,551
06/07	09-11-07	3	5,032

#### D. FORECLOSURE

<u># of Parcels</u>	<u>Total Amount of Taxes Due (\$)</u>
0	0
0	0
0	0
0	0
0	0

#### E. ASSESSED VALUE OF PARCELS

<u>Reporting Date</u>	<u>Appraisal/ Tax Roll</u>	<u>Assessed Value(\$)</u>
07-01-03	Tax Roll	14,642,618
07-01-04	Tax Roll	19,150,036
07-01-05	Tax Roll	34,355,947
06-30-06	Tax Roll	48,519,563
07-01-07	Tax Roll	52,036,585

#### F. MISCELLANEOUS



## 2007 MELLO-ROOS YEARLY FISCAL STATUS REPORT

<u>Date</u>	<u>Amount(\$)</u>	<u>Issuing Entity, County, Type of Debt, Purpose</u>	<u>Rating(s) Enhancmt</u>	<u>Type of Sale</u>	<u>Role, Participant</u>	<u>Maturity Date/ Type</u>	<u>Interest Rate/ Type</u>
07-29-98	\$14,845,000	Perris Union High School District CFD No 87-1 Riverside CDIAC Number: 1998-1067 Limited tax obligation bond K-12 school facility Federally Taxable Refunding	NR	Neg	(BC) McFarlin & Anderson (FA) Fieldman Rolapp (TR) US Bank Corp Trust (UW) Val Verde USD FA	10-01-13 Term	5.551 TIC

### YEARLY FISCAL STATUS REPORT INFORMATION

#### A. FUND BALANCES

<u>Year</u>	<u>Principal Amt Outstanding(\$)</u>	<u>Minimum Bond Reserve(\$)</u>	<u>Bond Reserve Fund(\$)</u>	<u>Capitalized Interest(\$)</u>	<u>Construction Fund(\$)</u>
01/02	12,700,000	0	0	0	0
02/03	12,000,000	0	0	0	0
03/04	11,250,000	0	0	0	0
04/05	10,455,000	0	0	0	0
05/06	9,600,000	0	0	0	0
06/07	8,760,000	0	0	0	0

#### B. TAX COLLECTION

<u>Year</u>	<u>Taxes Due(\$)</u>	<u>Taxes Unpaid(\$)</u>	<u>Percent</u>	<u>Teeter Plan</u>
01/02	1,596,646	36,363	2	No
02/03	1,596,102	41,941	3	No
03/04	1,524,388	61,331	4	No
04/05	1,565,680	46,183	3	No
05/06	1,498,064	29,440	2	No
06/07	1,597,525	216,871	14	No

#### C. DELINQUENT PARCELS

<u>Year</u>	<u>Reporting Date</u>	<u># of Parcels</u>	<u>Total Amount Due(\$)</u>
01/02	06-30-02	158	36,363
02/03	06-30-03	149	33,809
03/04	06-30-04	130	61,331
04/05	06-30-05	171	46,183
05/06	06-30-06	154	29,440
06/07	06-30-07	474	216,871

#### D. FORECLOSURE

<u># of Parcels</u>	<u>Total Amount of Taxes Due (\$)</u>
0	0
0	0
0	0
0	0
0	0
0	0

#### E. ASSESSED VALUE OF PARCELS

<u>Reporting Date</u>	<u>Appraisal/ Tax Roll</u>	<u>Assessed Value(\$)</u>
01-01-02	Tax Roll	230,068,901
06-30-03	Tax Roll	364,519,396
01-01-04	Tax Roll	454,789,525
01-01-05	Tax Roll	689,257,024
01-01-06	Tax Roll	1,001,806,161
01-01-07	Tax Roll	1,212,988,346

#### F. MISCELLANEOUS





## 2007 MELLO-ROOS YEARLY FISCAL STATUS REPORT

<u>Date</u>	<u>Amount(\$)</u>	<u>Issuing Entity, County, Type of Debt, Purpose</u>	<u>Rating(s) Enhancmt</u>	<u>Type of Sale</u>	<u>Role, Participant</u>	<u>Maturity Date/ Type</u>	<u>Interest Rate/ Type</u>
07-01-05	\$4,435,000	Rancho California Water District CFD No 88-3 Riverside CDIAC Number: 2005-1075 Limited tax obligation bond Multiple capital improvements, public works School & Pub Imp Refunding	NR	Neg	(BC) Stradling Yocca (FA) Fieldman Rolapp (TR) The Bank of NY Trust Co (UW) Rancho CA WD FA	09-02-17 Serial	4.08 TIC

### YEARLY FISCAL STATUS REPORT INFORMATION

#### A. FUND BALANCES

<u>Year</u>	<u>Principal Amt Outstanding(\$)</u>	<u>Minimum Bond Reserve(\$)</u>	<u>Bond Reserve Fund(\$)</u>	<u>Capitalized Interest(\$)</u>	<u>Construction Fund(\$)</u>
04/05	4,435,000	344,296	344,296	0	0
05/06	4,435,000	344,296	351,745	0	0
06/07	4,145,000	344,296	352,098	0	0

#### B. TAX COLLECTION

<u>Taxes Due(\$)</u>	<u>Taxes Unpaid(\$)</u>	<u>Percent</u>	<u>Teeter Plan</u>
0	0	0	No
507,501	5,828	1	No
494,820	10,746	2	No

#### C. DELINQUENT PARCELS

<u>Year</u>	<u>Reporting Date</u>	<u># of Parcels</u>	<u>Total Amount Due(\$)</u>
04/05	10-01-05	0	0
05/06	10-01-06	14	7,654
06/07	10-01-07	25	11,673

#### D. FORECLOSURE

<u># of Parcels</u>	<u>Total Amount of Taxes Due (\$)</u>
0	0
0	0
0	0

#### E. ASSESSED VALUE OF PARCELS

<u>Reporting Date</u>	<u>Appraisal/ Tax Roll</u>	<u>Assessed Value(\$)</u>
07-01-05	Tax Roll	204,268,329
07-01-06	Tax Roll	227,779,037
07-01-07	Tax Roll	233,926,148

#### F. MISCELLANEOUS

Bond Reserve Fund includes \$261,963 & \$90,135 on deposit in the Ser D (Sr Lien Bonds) and Ser E (Jr Lien Bonds) Reserve accounts of CFD No 88-3, respectively.



## 2007 MELLO-ROOS YEARLY FISCAL STATUS REPORT

<u>Date</u>	<u>Amount(\$)</u>	<u>Issuing Entity, County, Type of Debt, Purpose</u>	<u>Rating(s) Enhancmt</u>	<u>Type of Sale</u>	<u>Role, Participant</u>	<u>Maturity Date/ Type</u>	<u>Interest Rate/ Type</u>
07-01-05	\$5,340,000	Rancho California Water District CFD No 99-1 Riverside CDIAC Number: 2005-1073 Limited tax obligation bond Multiple capital improvements, public works IA A Refunding	NR	Neg	(BC) Stradling Yocca (FA) Fieldman Rolapp (TR) The Bank of NY Trust Co (UW) Rancho CA WD FA	09-02-30 Serial	4.664 TIC

### YEARLY FISCAL STATUS REPORT INFORMATION

#### A. FUND BALANCES

<u>Year</u>	<u>Principal Amt Outstanding(\$)</u>	<u>Minimum Bond Reserve(\$)</u>	<u>Bond Reserve Fund(\$)</u>	<u>Capitalized Interest(\$)</u>	<u>Construction Fund(\$)</u>
04/05	5,340,000	414,549	414,549	0	524,878
05/06	5,340,000	414,549	423,519	0	0
06/07	5,235,000	414,549	423,941	0	0

#### B. TAX COLLECTION

<u>Taxes Due(\$)</u>	<u>Taxes Unpaid(\$)</u>	<u>Percent</u>	<u>Teeter Plan</u>
0	0	0	No
400,030	20,350	5	No
400,033	23,851	6	No

#### C. DELINQUENT PARCELS

<u>Year</u>	<u>Reporting Date</u>	<u># of Parcels</u>	<u>Total Amount Due(\$)</u>
04/05	10-01-05	0	0
05/06	10-01-06	32	24,323
06/07	10-01-07	44	34,712

#### D. FORECLOSURE

<u># of Parcels</u>	<u>Total Amount of Taxes Due (\$)</u>
0	0
0	0
0	0

#### E. ASSESSED VALUE OF PARCELS

<u>Reporting Date</u>	<u>Appraisal/ Tax Roll</u>	<u>Assessed Value(\$)</u>
07-01-05	Tax Roll	177,343,653
07-01-06	Tax Roll	194,000,924
07-01-07	Tax Roll	206,510,029

#### F. MISCELLANEOUS

Bond Reserve Fund includes \$315,536 & \$108,405 on deposit in the Ser D (Sr Lien Bonds) and Ser E (Jr Lien Bonds) Reserve accounts of CFD No 99-1 IA A, respectively.



## 2007 MELLO-ROOS YEARLY FISCAL STATUS REPORT

<u>Date</u>	<u>Amount(\$)</u>	<u>Issuing Entity, County, Type of Debt, Purpose</u>	<u>Rating(s) Enhancmt</u>	<u>Type of Sale</u>	<u>Role, Participant</u>	<u>Maturity Date/ Type</u>	<u>Interest Rate/ Type</u>
07-01-05	\$4,080,000	Rancho California Water District CFD No 99-1 Riverside CDIAC Number: 2005-1074 Limited tax obligation bond Multiple capital improvements, public works IA B Refunding	NR	Neg	(BC) Stradling Yocca (FA) Fieldman Rolapp (TR) The Bank of NY Trust Co (UW) Rancho CA WD FA	09-02-30 Serial	4.663 TIC

### YEARLY FISCAL STATUS REPORT INFORMATION

#### A. FUND BALANCES

<u>Year</u>	<u>Principal Amt Outstanding(\$)</u>	<u>Minimum Bond Reserve(\$)</u>	<u>Bond Reserve Fund(\$)</u>	<u>Capitalized Interest(\$)</u>	<u>Construction Fund(\$)</u>
04/05	4,080,000	316,734	316,734	0	83,819
05/06	4,080,000	316,734	323,586	0	0
06/07	4,000,000	316,734	323,911	0	0

#### B. TAX COLLECTION

<u>Taxes Due(\$)</u>	<u>Taxes Unpaid(\$)</u>	<u>Percent</u>	<u>Teeter Plan</u>
0	0	0	No
305,056	11,053	4	No
305,058	14,969	5	No

#### C. DELINQUENT PARCELS

<u>Year</u>	<u>Reporting Date</u>	<u># of Parcels</u>	<u>Total Amount Due(\$)</u>
04/05	10-01-05	0	0
05/06	10-01-06	16	13,523
06/07	10-01-07	22	17,651

#### D. FORECLOSURE

<u># of Parcels</u>	<u>Total Amount of Taxes Due (\$)</u>
0	0
0	0
0	0

#### E. ASSESSED VALUE OF PARCELS

<u>Reporting Date</u>	<u>Appraisal/ Tax Roll</u>	<u>Assessed Value(\$)</u>
07-01-05	Tax Roll	117,491,527
07-01-06	Tax Roll	130,105,525
07-01-07	Tax Roll	138,049,704

#### F. MISCELLANEOUS

Bond Reserve Fund includes \$241,084 & \$82,827 on deposit in the Ser D (Sr Lien Bonds) and Ser E (Jr Lien Bonds) Reserve accounts of CFD No 99-1 IA B, respectively.



## 2007 MELLO-ROOS YEARLY FISCAL STATUS REPORT

<u>Date</u>	<u>Amount(\$)</u>	<u>Issuing Entity, County, Type of Debt, Purpose</u>	<u>Rating(s) Enhancmt</u>	<u>Type of Sale</u>	<u>Role, Participant</u>	<u>Maturity Date/ Type</u>	<u>Interest Rate/ Type</u>
07-01-05	\$2,960,000	Rancho California Water District CFD No 99-2 Riverside CDIAC Number: 2005-1072 Limited tax obligation bond Multiple capital improvements, public works Refunding	NR	Neg	(BC) Stradling Yocca (FA) Fieldman Rolapp (TR) The Bank of NY Trust Co (UW) Rancho CA WD FA	09-02-30 Serial	4.662 TIC

### YEARLY FISCAL STATUS REPORT INFORMATION

#### A. FUND BALANCES

<u>Year</u>	<u>Principal Amt Outstanding(\$)</u>	<u>Minimum Bond Reserve(\$)</u>	<u>Bond Reserve Fund(\$)</u>	<u>Capitalized Interest(\$)</u>	<u>Construction Fund(\$)</u>
04/05	2,960,000	229,788	229,788	0	0
05/06	2,960,000	229,788	234,759	0	0
06/07	2,900,000	229,788	234,996	0	0

#### B. TAX COLLECTION

<u>Year</u>	<u>Taxes Due(\$)</u>	<u>Taxes Unpaid(\$)</u>	<u>Percent</u>	<u>Teeter Plan</u>
04/05	0	0	0	No
05/06	231,461	10,316	4	No
06/07	231,464	15,622	7	No

#### C. DELINQUENT PARCELS

<u>Year</u>	<u>Reporting Date</u>	<u># of Parcels</u>	<u>Total Amount Due(\$)</u>
04/05	10-01-05	0	0
05/06	10-01-06	17	13,189
06/07	10-01-07	23	21,955

#### D. FORECLOSURE

<u># of Parcels</u>	<u>Total Amount of Taxes Due (\$)</u>
0	0
0	0
0	0

#### E. ASSESSED VALUE OF PARCELS

<u>Reporting Date</u>	<u>Appraisal/ Tax Roll</u>	<u>Assessed Value(\$)</u>
07-01-05	Tax Roll	82,696,826
07-01-06	Tax Roll	89,491,622
07-01-07	Tax Roll	96,137,331

#### F. MISCELLANEOUS

Bond Reserve Fund includes \$174,906 & \$60,090 on deposit in the Ser D (Sr Lien Bonds) and Ser E (Jr Lien Bonds) Reserve accounts of CFD No 99-2, respectively.



## 2007 MELLO-ROOS YEARLY FISCAL STATUS REPORT

<u>Date</u>	<u>Amount(\$)</u>	<u>Issuing Entity, County, Type of Debt, Purpose</u>	<u>Rating(s) Enhancmt</u>	<u>Type of Sale</u>	<u>Role, Participant</u>	<u>Maturity Date/ Type</u>	<u>Interest Rate/ Type</u>
12-20-01	\$4,250,000	Riverside CFD No 86-1 Riverside CDIAC Number: 2002-0092 Limited tax obligation bond Multiple capital improvements, public works Mission Grove IA No 1 Series B Refunding	NR	Neg	(BC) Best Best & Krieger (TR) US Bank Corp Trust (UW) Riverside PFA	09-01-16 Term	3.615 NIC

### YEARLY FISCAL STATUS REPORT INFORMATION

#### A. FUND BALANCES

<u>Year</u>	<u>Principal Amt Outstanding(\$)</u>	<u>Minimum Bond Reserve(\$)</u>	<u>Bond Reserve Fund(\$)</u>	<u>Capitalized Interest(\$)</u>	<u>Construction Fund(\$)</u>
01/02	4,250,000	425,000	425,000	0	0
02/03	3,765,000	425,000	436,392	0	0
04/05	2,845,000	425,000	425,002	0	0
05/06	2,845,000	425,000	425,006	0	0
06/07	1,810,000	425,000	425,005	0	0

#### B. TAX COLLECTION

<u>Year</u>	<u>Taxes Due(\$)</u>	<u>Taxes Unpaid(\$)</u>	<u>Percent</u>	<u>Teeter Plan</u>
01/02	676,605	25,591	4	No
02/03	625,162	6,446	1	No
04/05	674,965	3,779	1	No
05/06	556,563	13,354	2	No
06/07	519,318	19,521	4	No

#### C. DELINQUENT PARCELS

<u>Year</u>	<u>Reporting Date</u>	<u># of Parcels</u>	<u>Total Amount Due(\$)</u>
01/02	06-30-02	29	25,591
02/03	07-29-03	44	8,216
04/05	06-30-05	60	15,138
05/06	06-30-06	81	17,475
06/07	07-24-07	124	24,928

#### D. FORECLOSURE

<u># of Parcels</u>	<u>Total Amount of Taxes Due (\$)</u>
0	0
0	0
0	0
0	0
0	0

#### E. ASSESSED VALUE OF PARCELS

<u>Reporting Date</u>	<u>Appraisal/ Tax Roll</u>	<u>Assessed Value(\$)</u>
07-17-02	Tax Roll	1,181,440,216
07-03-03	Tax Roll	1,429,195,825
06-30-05	Tax Roll	1,851,072,603
06-30-06	Tax Roll	2,134,748,194
06-30-07	Tax Roll	2,285,683,097

#### F. MISCELLANEOUS



## 2007 MELLO-ROOS YEARLY FISCAL STATUS REPORT

<u>Date</u>	<u>Amount(\$)</u>	<u>Issuing Entity, County, Type of Debt, Purpose</u>	<u>Rating(s) Enhancmt</u>	<u>Type of Sale</u>	<u>Role, Participant</u>	<u>Maturity Date/ Type</u>	<u>Interest Rate/ Type</u>
12-20-01	\$14,100,000	Riverside CFD No 86-1 Riverside CDIAC Number: 2002-0093 Limited tax obligation bond Multiple capital improvements, public works Series A Refunding	NR	Neg	(BC) Best Best & Krieger (TR) US Bank Corp Trust (UW) Riverside PFA	09-01-16 Term	4.514 NIC

### YEARLY FISCAL STATUS REPORT INFORMATION

#### A. FUND BALANCES

<u>Year</u>	<u>Principal Amt Outstanding(\$)</u>	<u>Minimum Bond Reserve(\$)</u>	<u>Bond Reserve Fund(\$)</u>	<u>Capitalized Interest(\$)</u>	<u>Construction Fund(\$)</u>
01/02	14,100,000	1,410,000	1,410,000	0	0
02/03	13,275,000	1,410,000	1,447,797	0	0
04/05	10,235,000	1,410,000	1,236,191	0	0
05/06	10,235,000	1,214,500	1,245,831	0	0

#### B. TAX COLLECTION

<u>Taxes Due(\$)</u>	<u>Taxes Unpaid(\$)</u>	<u>Percent</u>	<u>Teeter Plan</u>
1,610,562	33,019	2	No
1,407,589	21,329	2	No
1,357,643	3,229	0	No
1,206,000	38,177	3	No

#### C. DELINQUENT PARCELS

<u>Year</u>	<u>Reporting Date</u>	<u># of Parcels</u>	<u>Total Amount Due(\$)</u>
01/02	06-30-02	169	37,164
02/03	07-29-03	153	28,135
04/05	06-30-05	205	33,956
05/06	06-30-06	289	56,805

#### D. FORECLOSURE

<u># of Parcels</u>	<u>Total Amount of Taxes Due (\$)</u>
0	0
0	0
0	0
0	0

#### E. ASSESSED VALUE OF PARCELS

<u>Reporting Date</u>	<u>Appraisal/ Tax Roll</u>	<u>Assessed Value(\$)</u>
07-17-02	Tax Roll	1,181,440,216
07-03-03	Tax Roll	1,429,195,825
06-30-05	Tax Roll	1,851,072,603
06-30-06	Tax Roll	2,134,748,194

#### F. MISCELLANEOUS



## 2007 MELLO-ROOS YEARLY FISCAL STATUS REPORT

<u>Date</u>	<u>Amount(\$)</u>	<u>Issuing Entity, County, Type of Debt, Purpose</u>	<u>Rating(s) Enhancmt</u>	<u>Type of Sale</u>	<u>Role, Participant</u>	<u>Maturity Date/ Type</u>	<u>Interest Rate/ Type</u>
07-26-01	\$14,325,000	Riverside CFD No 90-1 Riverside CDIAC Number: 2001-1415 Limited tax obligation bond Multiple capital improvements, public works Lusk Highlander Refunding	S:AAA  F:AAA  Ins	Neg	(BC) Best Best & Krieger (EN) MBIA Corp (TR) US Bank Corp Trust (UW) UBS PaineWebber	09-01-15 Serial	4.306 NIC

### YEARLY FISCAL STATUS REPORT INFORMATION

#### A. FUND BALANCES

<u>Year</u>	<u>Principal Amt Outstanding(\$)</u>	<u>Minimum Bond Reserve(\$)</u>	<u>Bond Reserve Fund(\$)</u>	<u>Capitalized Interest(\$)</u>	<u>Construction Fund(\$)</u>
01/02	14,325,000	1,432,500	1,432,500	0	0
02/03	13,600,000	1,432,500	1,439,621	0	0
04/05	11,935,000	1,432,500	1,433,310	0	0
05/06	11,055,000	1,432,500	1,433,331	0	0
06/07	10,145,000	1,432,500	1,433,325	0	0

#### B. TAX COLLECTION

<u>Year</u>	<u>Taxes Due(\$)</u>	<u>Taxes Unpaid(\$)</u>	<u>Percent</u>	<u>Teeter Plan</u>
01/02	1,457,385	15,818	1	No
02/03	1,367,873	29,742	2	No
04/05	1,435,834	20,549	1	No
05/06	1,296,294	38,198	3	No
06/07	945,485	61,494	7	No

#### C. DELINQUENT PARCELS

<u>Year</u>	<u>Reporting Date</u>	<u># of Parcels</u>	<u>Total Amount Due(\$)</u>
01/02	06-30-02	16	18,537
02/03	06-01-03	34	30,606
04/05	06-30-05	23	22,141
05/06	06-30-06	41	51,772
06/07	06-06-07	72	76,540

#### D. FORECLOSURE

<u># of Parcels</u>	<u>Total Amount of Taxes Due (\$)</u>
0	0
0	0
0	0
0	0
0	0

#### E. ASSESSED VALUE OF PARCELS

<u>Reporting Date</u>	<u>Appraisal/ Tax Roll</u>	<u>Assessed Value(\$)</u>
07-17-02	Tax Roll	154,681,212
07-03-03	Tax Roll	228,427,820
06-30-05	Tax Roll	274,961,909
06-30-06	Tax Roll	298,295,881
06-30-07	Tax Roll	316,989,938

#### F. MISCELLANEOUS



## 2007 MELLO-ROOS YEARLY FISCAL STATUS REPORT

<u>Date</u>	<u>Amount(\$)</u>	<u>Issuing Entity, County, Type of Debt, Purpose</u>	<u>Rating(s) Enhancmt</u>	<u>Type of Sale</u>	<u>Role, Participant</u>	<u>Maturity Date/ Type</u>	<u>Interest Rate/ Type</u>
06-28-05	\$9,700,000	Riverside CFD No 92-1 Riverside CDIAC Number: 2005-1103 Limited tax obligation bond Multiple capital improvements, public works Sycamore Canyon Business Park Refunding	NR	Neg	(BC) Best Best & Krieger (TR) US Bank Natl Assoc (UW) Wedbush Morgan Sec	09-01-34 Comb	5.183 NIC

### YEARLY FISCAL STATUS REPORT INFORMATION

#### A. FUND BALANCES

<u>Year</u>	<u>Principal Amt Outstanding(\$)</u>	<u>Minimum Bond Reserve(\$)</u>	<u>Bond Reserve Fund(\$)</u>	<u>Capitalized Interest(\$)</u>	<u>Construction Fund(\$)</u>
06/07	9,530,000	653,378	671,874	0	2,770,560

#### B. TAX COLLECTION

<u>Taxes Due(\$)</u>	<u>Taxes Unpaid(\$)</u>	<u>Percent</u>	<u>Teeter Plan</u>
647,966	209	0	No

#### C. DELINQUENT PARCELS

<u>Year</u>	<u>Reporting Date</u>	<u># of Parcels</u>	<u>Total Amount Due(\$)</u>
06/07	12-28-07	1	209

#### D. FORECLOSURE

<u># of Parcels</u>	<u>Total Amount of Taxes Due (\$)</u>
0	0

#### E. ASSESSED VALUE OF PARCELS

<u>Reporting Date</u>	<u>Appraisal/ Tax Roll</u>	<u>Assessed Value(\$)</u>
06-30-07	Tax Roll	0

#### F. MISCELLANEOUS





## 2007 MELLO-ROOS YEARLY FISCAL STATUS REPORT

<u>Date</u>	<u>Amount(\$)</u>	<u>Issuing Entity, County, Type of Debt, Purpose</u>	<u>Rating(s) Enhancmt</u>	<u>Type of Sale</u>	<u>Role, Participant</u>	<u>Maturity Date/ Type</u>	<u>Interest Rate/ Type</u>
08-24-04	\$20,000,000	Riverside County CFD No 03-1 Riverside CDIAC Number: 2004-1317 Limited tax obligation bond Street construction and improvements Newport Rd	NR	Neg	(BC) Orrick Herrington (FA) Fieldman Rolapp (TR) Wells Fargo Bank (UW) UBS Financial Services	09-01-30 Comb	5.822 NIC

### YEARLY FISCAL STATUS REPORT INFORMATION

#### A. FUND BALANCES

<u>Year</u>	<u>Principal Amt Outstanding(\$)</u>	<u>Minimum Bond Reserve(\$)</u>	<u>Bond Reserve Fund(\$)</u>	<u>Capitalized Interest(\$)</u>	<u>Construction Fund(\$)</u>
03/04	20,000,000	1,507,970	1,507,970	0	17,608,527
04/05	19,550,000	1,507,970	1,507,970	0	13,182,144
05/06	19,115,000	1,498,403	1,507,971	0	2,621,811
06/07	19,115,000	1,498,403	1,507,971	0	0

#### B. TAX COLLECTION

<u>Year</u>	<u>Taxes Due(\$)</u>	<u>Taxes Unpaid(\$)</u>	<u>Percent</u>	<u>Teeter Plan</u>
03/04	0	0	0	No
04/05	1,581,031	0	0	No
05/06	1,715,806	5,104	0	No
06/07	1,656,875	41,564	3	No

#### C. DELINQUENT PARCELS

<u>Year</u>	<u>Reporting Date</u>	<u># of Parcels</u>	<u>Total Amount Due(\$)</u>
03/04	06-30-04	0	0
04/05	06-30-05	0	0
05/06	06-30-06	27	5,104
06/07	09-30-07	48	42,144

#### D. FORECLOSURE

<u># of Parcels</u>	<u>Total Amount of Taxes Due (\$)</u>
0	0
0	0
0	0
1	32,632

#### E. ASSESSED VALUE OF PARCELS

<u>Reporting Date</u>	<u>Appraisal/ Tax Roll</u>	<u>Assessed Value(\$)</u>
09-30-04	Tax Roll	54,706,618
09-30-05	Tax Roll	54,706,618
09-30-06	Tax Roll	356,885,045
09-30-07	Tax Roll	394,817,215

#### F. MISCELLANEOUS



## 2007 MELLO-ROOS YEARLY FISCAL STATUS REPORT

<u>Date</u>	<u>Amount(\$)</u>	<u>Issuing Entity, County, Type of Debt, Purpose</u>	<u>Rating(s) Enhancmt</u>	<u>Type of Sale</u>	<u>Role, Participant</u>	<u>Maturity Date/ Type</u>	<u>Interest Rate/ Type</u>
08-02-05	\$25,820,000	Riverside County CFD No 04-2 Riverside CDIAC Number: 2005-1258 Limited tax obligation bond Multiple capital improvements, public works Lake Hills Crest	NR	Neg	(BC) Stradling Yocca (FA) Fieldman Rolapp (TR) The Bank of NY Trust Co (UW) E J De La Rosa	09-01-35 Comb	5.16 TIC

### YEARLY FISCAL STATUS REPORT INFORMATION

#### A. FUND BALANCES

<u>Year</u>	<u>Principal Amt Outstanding(\$)</u>	<u>Minimum Bond Reserve(\$)</u>	<u>Bond Reserve Fund(\$)</u>	<u>Capitalized Interest(\$)</u>	<u>Construction Fund(\$)</u>
04/05	25,820,000	1,675,146	1,675,146	0	22,836,028
05/06	25,370,000	1,673,071	1,675,146	0	23,838,732
06/07	25,370,000	1,673,071	1,675,146	0	24,710,906

#### B. TAX COLLECTION

<u>Year</u>	<u>Taxes Due(\$)</u>	<u>Taxes Unpaid(\$)</u>	<u>Percent</u>	<u>Teeter Plan</u>
04/05	1,737,505	0	0	No
05/06	1,737,505	0	0	No
06/07	1,734,079	93,336	5	No

#### C. DELINQUENT PARCELS

<u>Year</u>	<u>Reporting Date</u>	<u># of Parcels</u>	<u>Total Amount Due(\$)</u>
04/05	06-30-05	0	0
05/06	06-30-06	0	0
06/07	09-30-07	43	93,336

#### D. FORECLOSURE

<u># of Parcels</u>	<u>Total Amount of Taxes Due (\$)</u>
0	0
0	0
0	0

#### E. ASSESSED VALUE OF PARCELS

<u>Reporting Date</u>	<u>Appraisal/ Tax Roll</u>	<u>Assessed Value(\$)</u>
09-30-05	Tax Roll	4,047,925
09-30-06	Tax Roll	26,207,451
09-30-07	Tax Roll	168,288,407

#### F. MISCELLANEOUS



## 2007 MELLO-ROOS YEARLY FISCAL STATUS REPORT

<u>Date</u>	<u>Amount(\$)</u>	<u>Issuing Entity, County, Type of Debt, Purpose</u>	<u>Rating(s) Enhancmt</u>	<u>Type of Sale</u>	<u>Role, Participant</u>	<u>Maturity Date/ Type</u>	<u>Interest Rate/ Type</u>
05-12-05	\$7,240,000	Riverside County CFD No 85-2 Riverside CDIAC Number: 2005-0664 Limited tax obligation bond Multiple capital improvements, public works Refunding	S:AAA/AA-  F:AAA/A+  Ins	Neg	(BC) Stradling Yocca (FA) Fieldman Rolapp (EN) FSA (TR) US Bank Natl Assoc (UW) UBS Financial Services	09-01-09 Serial	3.338 TIC

### YEARLY FISCAL STATUS REPORT INFORMATION

#### A. FUND BALANCES

<u>Year</u>	<u>Principal Amt Outstanding(\$)</u>	<u>Minimum Bond Reserve(\$)</u>	<u>Bond Reserve Fund(\$)</u>	<u>Capitalized Interest(\$)</u>	<u>Construction Fund(\$)</u>
04/05	7,240,000	724,000	724,000	0	0
05/06	5,250,000	724,000	724,000	0	0
06/07	5,250,000	724,000	724,000	0	0

#### B. TAX COLLECTION

<u>Year</u>	<u>Taxes Due(\$)</u>	<u>Taxes Unpaid(\$)</u>	<u>Percent</u>	<u>Teeter Plan</u>
04/05	2,416,129	28,019	1	No
05/06	2,416,128	68,973	3	No
06/07	2,229,519	76,248	3	No

#### C. DELINQUENT PARCELS

<u>Year</u>	<u>Reporting Date</u>	<u># of Parcels</u>	<u>Total Amount Due(\$)</u>
04/05	06-30-05	207	83,493
05/06	06-30-06	231	76,046
06/07	09-30-07	260	98,951

#### D. FORECLOSURE

<u># of Parcels</u>	<u>Total Amount of Taxes Due (\$)</u>
0	0
0	0
0	0

#### E. ASSESSED VALUE OF PARCELS

<u>Reporting Date</u>	<u>Appraisal/ Tax Roll</u>	<u>Assessed Value(\$)</u>
09-30-05	Tax Roll	1,542,825,198
09-30-06	Tax Roll	1,693,156,371
09-30-07	Tax Roll	1,693,156,371

#### F. MISCELLANEOUS



## 2007 MELLO-ROOS YEARLY FISCAL STATUS REPORT

<u>Date</u>	<u>Amount(\$)</u>	<u>Issuing Entity, County, Type of Debt, Purpose</u>	<u>Rating(s) Enhancmt</u>	<u>Type of Sale</u>	<u>Role, Participant</u>	<u>Maturity Date/ Type</u>	<u>Interest Rate/ Type</u>
02-09-00	\$26,080,000	Riverside County CFD No 86-1 Riverside CDIAC Number: 1999-1464 Limited tax obligation bond Multiple capital improvements, public works Menifee Village Federally Taxable Refunding	NR	Neg	(BC) McFarlin & Anderson (FA) Fieldman Rolapp (TR) US Bank Corp Trust (UW) Riverside Co PFA	09-01-11 Serial	7.035 NIC

### YEARLY FISCAL STATUS REPORT INFORMATION

#### A. FUND BALANCES

<u>Year</u>	<u>Principal Amt Outstanding(\$)</u>	<u>Minimum Bond Reserve(\$)</u>	<u>Bond Reserve Fund(\$)</u>	<u>Capitalized Interest(\$)</u>	<u>Construction Fund(\$)</u>
01/02	22,550,000	2,608,000	2,608,000	0	1,379,014
02/03	20,810,000	2,608,000	2,608,000	0	0
03/04	18,910,000	2,608,000	2,608,000	0	0
04/05	16,845,000	2,608,000	2,608,000	0	0
05/06	13,605,000	0	0	0	0
06/07	13,605,000	2,608,000	2,608,000	0	0

#### B. TAX COLLECTION

<u>Taxes Due(\$)</u>	<u>Taxes Unpaid(\$)</u>	<u>Percent</u>	<u>Teeter Plan</u>
3,071,028	46,469	2	No
3,243,526	71,964	2	No
3,252,106	53,352	2	No
3,252,106	63,211	2	No
3,252,106	133,584	4	No
3,252,094	294,681	9	No

#### C. DELINQUENT PARCELS

<u>Year</u>	<u>Reporting Date</u>	<u># of Parcels</u>	<u>Total Amount Due(\$)</u>
01/02	09-30-02	117	69,428
02/03	06-30-03	117	69,428
03/04	06-30-04	78	72,129
04/05	06-30-05	177	135,341
05/06	06-30-06	203	189,290
06/07	09-30-07	313	300,766

#### D. FORECLOSURE

<u># of Parcels</u>	<u>Total Amount of Taxes Due (\$)</u>
0	0
0	0
0	0
0	0
0	0
0	0

#### E. ASSESSED VALUE OF PARCELS

<u>Reporting Date</u>	<u>Appraisal/ Tax Roll</u>	<u>Assessed Value(\$)</u>
09-30-02	Tax Roll	458,348,668
09-30-03	Tax Roll	555,239,112
09-30-04	Tax Roll	728,690,003
09-30-05	Tax Roll	931,056,585
09-30-06	Tax Roll	1,160,916,367
09-30-07	Tax Roll	1,250,897,000

#### F. MISCELLANEOUS



## 2007 MELLO-ROOS YEARLY FISCAL STATUS REPORT

<u>Date</u>	<u>Amount(\$)</u>	<u>Issuing Entity, County, Type of Debt, Purpose</u>	<u>Rating(s) Enhancmt</u>	<u>Type of Sale</u>	<u>Role, Participant</u>	<u>Maturity Date/ Type</u>	<u>Interest Rate/ Type</u>
07-11-06	\$5,100,000	Riverside County CFD No 87-1 Riverside CDIAC Number: 2006-0802 Limited tax obligation bond Multiple capital improvements, public works South "A" Street Refunding	NR	Neg	(BC) McFarlin & Anderson (FA) Fieldman Rolapp (TR) US Bank Natl Assoc (UW) Stone & Youngberg	09-01-20 Comb	5.517 NIC

### YEARLY FISCAL STATUS REPORT INFORMATION

#### A. FUND BALANCES

<u>Year</u>	<u>Principal Amt Outstanding(\$)</u>	<u>Minimum Bond Reserve(\$)</u>	<u>Bond Reserve Fund(\$)</u>	<u>Capitalized Interest(\$)</u>	<u>Construction Fund(\$)</u>
06/07	5,100,000	510,000	510,000	0	0

#### B. TAX COLLECTION

<u>Taxes Due(\$)</u>	<u>Taxes Unpaid(\$)</u>	<u>Percent</u>	<u>Teeter Plan</u>
585,928	10,526	2	No

#### C. DELINQUENT PARCELS

<u>Year</u>	<u>Reporting Date</u>	<u># of Parcels</u>	<u>Total Amount Due(\$)</u>
06/07	09-30-07	6	10,526

#### D. FORECLOSURE

<u># of Parcels</u>	<u>Total Amount of Taxes Due (\$)</u>
0	0

#### E. ASSESSED VALUE OF PARCELS

<u>Reporting Date</u>	<u>Appraisal/ Tax Roll</u>	<u>Assessed Value(\$)</u>
09-30-07	Tax Roll	57,572,979

#### F. MISCELLANEOUS



## 2007 MELLO-ROOS YEARLY FISCAL STATUS REPORT

<u>Date</u>	<u>Amount(\$)</u>	<u>Issuing Entity, County, Type of Debt, Purpose</u>	<u>Rating(s) Enhancmt</u>	<u>Type of Sale</u>	<u>Role, Participant</u>	<u>Maturity Date/ Type</u>	<u>Interest Rate/ Type</u>
04-23-97	\$12,025,000	Riverside County CFD No 87-5 Riverside CDIAC Number: 1997-0048 Limited tax obligation bond Multiple capital improvements, public works Wild Rose Series A Refunding	NR	Neg	(BC) McFarlin & Anderson (FA) Fieldman Rolapp (TR) State Street Bank Corp (UW) O'Connor & Co Securities	09-01-13 Comb	6.938 NIC

### YEARLY FISCAL STATUS REPORT INFORMATION

#### A. FUND BALANCES

<u>Year</u>	<u>Principal Amt Outstanding(\$)</u>	<u>Minimum Bond Reserve(\$)</u>	<u>Bond Reserve Fund(\$)</u>	<u>Capitalized Interest(\$)</u>	<u>Construction Fund(\$)</u>
01/02	9,255,000	1,202,500	1,202,500	0	0
02/03	8,650,000	1,202,500	1,202,500	0	0
03/04	8,010,000	1,202,500	1,202,500	0	0
04/05	7,335,000	1,202,500	1,202,500	0	0
05/06	6,620,000	1,202,500	1,202,500	0	0
06/07	5,855,000	1,202,500	1,202,500	0	0

#### B. TAX COLLECTION

<u>Year</u>	<u>Taxes Due(\$)</u>	<u>Taxes Unpaid(\$)</u>	<u>Percent</u>	<u>Teeter Plan</u>
01/02	1,406,186	32,345	2	No
02/03	1,406,186	62,280	4	No
03/04	1,462,765	19,159	1	No
04/05	1,402,369	26,075	2	No
05/06	1,365,400	85,127	6	No
06/07	1,368,681	67,037	5	No

#### C. DELINQUENT PARCELS

<u>Year</u>	<u>Reporting Date</u>	<u># of Parcels</u>	<u>Total Amount Due(\$)</u>
01/02	09-30-02	57	53,059
02/03	06-30-03	57	53,059
03/04	06-30-04	34	56,277
04/05	06-30-05	69	82,352
05/06	06-30-06	66	105,711
06/07	09-30-07	84	91,801

#### D. FORECLOSURE

<u># of Parcels</u>	<u>Total Amount of Taxes Due (\$)</u>
0	0
0	0
4	32,654
4	32,654
0	0
1	5,057

#### E. ASSESSED VALUE OF PARCELS

<u>Reporting Date</u>	<u>Appraisal/ Tax Roll</u>	<u>Assessed Value(\$)</u>
09-30-02	Tax Roll	222,985,440
09-30-03	Tax Roll	235,480,850
09-30-04	Tax Roll	264,738,620
09-30-05	Tax Roll	302,507,980
09-30-06	Tax Roll	359,662,920
09-30-07	Tax Roll	388,631,412

#### F. MISCELLANEOUS

Assessments and tax information are combined for Wild Rose Series 1997 A & B bonds.



## 2007 MELLO-ROOS YEARLY FISCAL STATUS REPORT

<u>Date</u>	<u>Amount(\$)</u>	<u>Issuing Entity, County, Type of Debt, Purpose</u>	<u>Rating(s) Enhancmt</u>	<u>Type of Sale</u>	<u>Role, Participant</u>	<u>Maturity Date/ Type</u>	<u>Interest Rate/ Type</u>
04-23-97	\$1,080,000	Riverside County CFD No 87-5 Riverside CDIAC Number: 1997-0049 Limited tax obligation bond Multiple capital improvements, public works Wild Rose Series B Federally Taxable Refunding	NR	Comp	(BC) McFarlin & Anderson (FA) Fieldman Rolapp (TR) State Street Bank Corp (UW) O'Connor & Co Securities	09-01-13 Term	***** NIC

### YEARLY FISCAL STATUS REPORT INFORMATION

#### A. FUND BALANCES

<u>Year</u>	<u>Principal Amt Outstanding(\$)</u>	<u>Minimum Bond Reserve(\$)</u>	<u>Bond Reserve Fund(\$)</u>	<u>Capitalized Interest(\$)</u>	<u>Construction Fund(\$)</u>
01/02	920,000	108,000	108,000	0	0
02/03	875,000	108,000	108,000	0	0
03/04	825,000	108,000	108,000	0	0
04/05	770,000	108,000	108,000	0	0
05/06	710,000	108,000	108,000	0	0
06/07	710,000	108,000	108,000	0	0

#### B. TAX COLLECTION

<u>Taxes Due(\$)</u>	<u>Taxes Unpaid(\$)</u>	<u>Percent</u>	<u>Teeter Plan</u>
1,406,186	32,345	2	No
1,406,186	62,280	4	No
1,462,765	19,159	1	No
1,402,369	26,075	2	No
1,365,400	85,127	6	No
1,368,681	67,037	5	No

#### C. DELINQUENT PARCELS

<u>Year</u>	<u>Reporting Date</u>	<u># of Parcels</u>	<u>Total Amount Due(\$)</u>
01/02	09-30-02	57	53,059
02/03	06-30-03	57	53,059
03/04	06-30-04	34	56,277
04/05	06-30-05	69	82,352
05/06	06-30-06	66	105,711
06/07	09-30-07	84	91,801

#### D. FORECLOSURE

<u># of Parcels</u>	<u>Total Amount of Taxes Due (\$)</u>
0	0
0	0
4	32,654
4	32,654
0	0
1	5,057

#### E. ASSESSED VALUE OF PARCELS

<u>Reporting Date</u>	<u>Appraisal/ Tax Roll</u>	<u>Assessed Value(\$)</u>
09-30-02	Tax Roll	222,985,440
09-30-03	Tax Roll	235,480,850
09-30-04	Tax Roll	264,738,620
09-30-05	Tax Roll	302,507,980
09-30-06	Tax Roll	359,662,920
09-30-07	Tax Roll	388,631,412

#### F. MISCELLANEOUS

Assessments and tax information are combined for Wild Rose Series 1997 A & B bonds.



## 2007 MELLO-ROOS YEARLY FISCAL STATUS REPORT

<u>Date</u>	<u>Amount(\$)</u>	<u>Issuing Entity, County, Type of Debt, Purpose</u>	<u>Rating(s) Enhancmt</u>	<u>Type of Sale</u>	<u>Role, Participant</u>	<u>Maturity Date/ Type</u>	<u>Interest Rate/ Type</u>
07-30-97	\$28,000,000	Riverside County CFD No 88-4 Riverside CDIAC Number: 1997-1095 Limited tax obligation bond Multiple capital improvements, public works Winchester Ranch Refunding	M:Aa2/VMIG1    LOC	Neg	(BC) McFarlin & Anderson (FA) Fieldman Rolapp (EN) Kredietbank (TR) First Trust of CA (UW) PaineWebber	09-01-14 Term	VAR

### YEARLY FISCAL STATUS REPORT INFORMATION

#### A. FUND BALANCES

<u>Year</u>	<u>Principal Amt Outstanding(\$)</u>	<u>Minimum Bond Reserve(\$)</u>	<u>Bond Reserve Fund(\$)</u>	<u>Capitalized Interest(\$)</u>	<u>Construction Fund(\$)</u>
01/02	28,000,000	0	0	0	5,349,639
02/03	28,000,000	0	0	0	4,599,918
03/04	26,400,000	0	0	0	3,289,456
04/05	26,400,000	0	0	0	0
05/06	20,775,000	0	0	0	0
06/07	20,775,000	0	0	0	0

#### B. TAX COLLECTION

<u>Year</u>	<u>Taxes Due(\$)</u>	<u>Taxes Unpaid(\$)</u>	<u>Percent</u>	<u>Teeter Plan</u>
01/02	1,135,100	13,788	1	No
02/03	1,661,448	114,959	7	No
03/04	1,026,031	22,368	2	No
04/05	2,885,861	27,391	1	No
05/06	4,072,033	66,872	2	No
06/07	3,868,031	146,307	4	No

#### C. DELINQUENT PARCELS

<u>Year</u>	<u>Reporting Date</u>	<u># of Parcels</u>	<u>Total Amount Due(\$)</u>
01/02	09-30-02	30	18,891
02/03	06-30-03	30	18,891
03/04	06-30-04	52	118,271
04/05	06-30-05	90	51,691
05/06	06-30-06	101	75,082
06/07	09-30-07	135	178,299

#### D. FORECLOSURE

<u># of Parcels</u>	<u>Total Amount of Taxes Due (\$)</u>
0	0
0	0
0	0
2	8,567
0	0
0	0

#### E. ASSESSED VALUE OF PARCELS

<u>Reporting Date</u>	<u>Appraisal/ Tax Roll</u>	<u>Assessed Value(\$)</u>
09-30-02	Tax Roll	134,296,642
09-30-03	Tax Roll	192,192,003
09-30-04	Tax Roll	325,933,161
09-30-05	Tax Roll	475,310,935
09-30-06	Tax Roll	577,381,438
09-30-07	Tax Roll	666,332,389

#### F. MISCELLANEOUS





## 2007 MELLO-ROOS YEARLY FISCAL STATUS REPORT

<u>Date</u>	<u>Amount(\$)</u>	<u>Issuing Entity, County, Type of Debt, Purpose</u>	<u>Rating(s) Enhancmt</u>	<u>Type of Sale</u>	<u>Role, Participant</u>	<u>Maturity Date/ Type</u>	<u>Interest Rate/ Type</u>
07-11-06	\$3,505,000	Riverside County CFD No 88-8 Riverside CDIAC Number: 2005-2032 Limited tax obligation bond Multiple capital improvements, public works "A" Street-North Refunding	NR	Neg	(BC) McFarlin & Anderson (FA) Fieldman Rolapp (TR) US Bank Natl Assoc (UW) Stone & Youngberg	09-01-15 Serial	5.722 NIC

### YEARLY FISCAL STATUS REPORT INFORMATION

#### A. FUND BALANCES

<u>Year</u>	<u>Principal Amt Outstanding(\$)</u>	<u>Minimum Bond Reserve(\$)</u>	<u>Bond Reserve Fund(\$)</u>	<u>Capitalized Interest(\$)</u>	<u>Construction Fund(\$)</u>
06/07	3,505,000	350,500	350,500	0	0

#### B. TAX COLLECTION

<u>Taxes Due(\$)</u>	<u>Taxes Unpaid(\$)</u>	<u>Percent</u>	<u>Teeter Plan</u>
495,126	50,918	10	No

#### C. DELINQUENT PARCELS

<u>Year</u>	<u>Reporting Date</u>	<u># of Parcels</u>	<u>Total Amount Due(\$)</u>
06/07	09-30-07	6	50,918

#### D. FORECLOSURE

<u># of Parcels</u>	<u>Total Amount of Taxes Due (\$)</u>
2	45,666

#### E. ASSESSED VALUE OF PARCELS

<u>Reporting Date</u>	<u>Appraisal/ Tax Roll</u>	<u>Assessed Value(\$)</u>
09-30-07	Tax Roll	41,741,392

#### F. MISCELLANEOUS



## 2007 MELLO-ROOS YEARLY FISCAL STATUS REPORT

<u>Date</u>	<u>Amount(\$)</u>	<u>Issuing Entity, County, Type of Debt, Purpose</u>	<u>Rating(s) Enhancmt</u>	<u>Type of Sale</u>	<u>Role, Participant</u>	<u>Maturity Date/ Type</u>	<u>Interest Rate/ Type</u>
09-13-06	\$10,435,000	Riverside County CFD No 89-1 Riverside CDIAC Number: 2006-0039 Limited tax obligation bond Multiple capital improvements, public works Mountain Cove Refunding	S:AAA    Ins	Neg	(BC) Stradling Yocca (FA) Fieldman Rolapp (EN) MBIA Corp (TR) The Bank of NY Trust Co (UW) E J De La Rosa	09-01-25 Serial	4.183 NIC

### YEARLY FISCAL STATUS REPORT INFORMATION

#### A. FUND BALANCES

<u>Year</u>	<u>Principal Amt Outstanding(\$)</u>	<u>Minimum Bond Reserve(\$)</u>	<u>Bond Reserve Fund(\$)</u>	<u>Capitalized Interest(\$)</u>	<u>Construction Fund(\$)</u>
05/06	10,435,000	897,280	897,280	0	596,000
06/07	10,435,000	793,504	889,280	0	47,296

#### B. TAX COLLECTION

<u>Taxes Due(\$)</u>	<u>Taxes Unpaid(\$)</u>	<u>Percent</u>	<u>Teeter Plan</u>
925,131	10,355	1	No
942,629	30,946	3	No

#### C. DELINQUENT PARCELS

<u>Year</u>	<u>Reporting Date</u>	<u># of Parcels</u>	<u>Total Amount Due(\$)</u>
05/06	06-30-06	19	11,921
06/07	09-30-07	31	31,712

#### D. FORECLOSURE

<u># of Parcels</u>	<u>Total Amount of Taxes Due (\$)</u>
0	0
0	0

#### E. ASSESSED VALUE OF PARCELS

<u>Reporting Date</u>	<u>Appraisal/ Tax Roll</u>	<u>Assessed Value(\$)</u>
09-30-06	Tax Roll	384,845,000
09-30-07	Tax Roll	514,477,131

#### F. MISCELLANEOUS



## 2007 MELLO-ROOS YEARLY FISCAL STATUS REPORT

<u>Date</u>	<u>Amount(\$)</u>	<u>Issuing Entity, County, Type of Debt, Purpose</u>	<u>Rating(s) Enhancmt</u>	<u>Type of Sale</u>	<u>Role, Participant</u>	<u>Maturity Date/ Type</u>	<u>Interest Rate/ Type</u>
05-25-05	\$4,280,000	Riverside County CFD No 89-4 Riverside CDIAC Number: 2005-0616 Limited tax obligation bond Multiple capital improvements, public works Walsh Medical Arts Ctr & Eastern Municipal Wtr Dist Sewer Fac Refunding	NR	Neg	(BC) Best Best & Krieger (FA) Fieldman Rolapp (TR) US Bank Natl Assoc (UW) E J De La Rosa	09-01-30 Comb	5.023 NIC

### YEARLY FISCAL STATUS REPORT INFORMATION

#### A. FUND BALANCES

<u>Year</u>	<u>Principal Amt Outstanding(\$)</u>	<u>Minimum Bond Reserve(\$)</u>	<u>Bond Reserve Fund(\$)</u>	<u>Capitalized Interest(\$)</u>	<u>Construction Fund(\$)</u>
04/05	4,280,000	318,213	318,213	0	276,669
05/06	4,215,000	318,213	318,213	0	288,200
06/07	4,215,000	318,213	318,213	217	298,873

#### B. TAX COLLECTION

<u>Taxes Due(\$)</u>	<u>Taxes Unpaid(\$)</u>	<u>Percent</u>	<u>Teeter Plan</u>
323,110	0	0	No
323,110	0	0	No
323,008	0	0	No

#### C. DELINQUENT PARCELS

<u>Year</u>	<u>Reporting Date</u>	<u># of Parcels</u>	<u>Total Amount Due(\$)</u>
04/05	06-30-05	0	0
05/06	06-30-06	0	0
06/07	09-30-07	0	0

#### D. FORECLOSURE

<u># of Parcels</u>	<u>Total Amount of Taxes Due (\$)</u>
0	0
0	0
0	0

#### E. ASSESSED VALUE OF PARCELS

<u>Reporting Date</u>	<u>Appraisal/ Tax Roll</u>	<u>Assessed Value(\$)</u>
09-30-05	Tax Roll	27,035,794
09-30-06	Tax Roll	29,963,696
09-30-07	Tax Roll	42,923,843

#### F. MISCELLANEOUS



## 2007 MELLO-ROOS YEARLY FISCAL STATUS REPORT

<u>Date</u>	<u>Amount(\$)</u>	<u>Issuing Entity, County, Type of Debt, Purpose</u>	<u>Rating(s) Enhancmt</u>	<u>Type of Sale</u>	<u>Role, Participant</u>	<u>Maturity Date/ Type</u>	<u>Interest Rate/ Type</u>
08-06-98	\$19,500,000	Riverside County CFD No 89-5 Rancho CA WD Riverside CDIAC Number: 1998-0463 Limited tax obligation bond Multiple capital improvements, public works Rancho CA Water Dist (Rancon Bus Ctr) Refunding	S:AAA M:Aaa  Ins	Neg	(BC) Stradling Yocca (FA) Fieldman Rolapp (EN) Ambac (TR) US Bank Corp Trust (UW) PaineWebber	09-01-28 Term	VAR

### YEARLY FISCAL STATUS REPORT INFORMATION

#### A. FUND BALANCES

<u>Year</u>	<u>Principal Amt Outstanding(\$)</u>	<u>Minimum Bond Reserve(\$)</u>	<u>Bond Reserve Fund(\$)</u>	<u>Capitalized Interest(\$)</u>	<u>Construction Fund(\$)</u>
01/02	19,200,000	1,715,119	1,715,119	0	596,772
02/03	19,100,000	1,715,119	1,722,472	0	125,953
03/04	19,100,000	1,715,119	1,722,472	0	112,276
04/05	18,700,000	1,715,119	1,722,741	0	0
05/06	18,700,000	1,715,119	1,722,741	0	0
06/07	18,500,000	1,715,119	1,715,119	0	0

#### B. TAX COLLECTION

<u>Year</u>	<u>Taxes Due(\$)</u>	<u>Taxes Unpaid(\$)</u>	<u>Percent</u>	<u>Teeter Plan</u>
01/02	275,015	0	0	No
02/03	294,710	136	0	No
03/04	328,570	5,772	2	No
04/05	417,845	4,674	1	No
05/06	460,237	17,640	4	No
06/07	489,299	10,201	2	No

#### C. DELINQUENT PARCELS

<u>Year</u>	<u>Reporting Date</u>	<u># of Parcels</u>	<u>Total Amount Due(\$)</u>
01/02	09-30-02	8	106,857
02/03	06-30-03	8	106,857
03/04	06-30-04	13	119,114
04/05	06-30-05	7	131,623
05/06	10-01-06	5	17,640
06/07	10-01-07	3	10,201

#### D. FORECLOSURE

<u># of Parcels</u>	<u>Total Amount of Taxes Due (\$)</u>
2	5,129
8	106,857
6	101,728
6	101,728
6	101,728
0	0

#### E. ASSESSED VALUE OF PARCELS

<u>Reporting Date</u>	<u>Appraisal/ Tax Roll</u>	<u>Assessed Value(\$)</u>
09-30-01	Tax Roll	30,551,334
09-30-03	Tax Roll	41,969,270
09-30-03	Tax Roll	41,969,270
09-30-05	Tax Roll	93,257,645
07-01-06	Tax Roll	73,845,016
07-01-07	Tax Roll	96,571,226

#### F. MISCELLANEOUS



## 2007 MELLO-ROOS YEARLY FISCAL STATUS REPORT

<u>Date</u>	<u>Amount(\$)</u>	<u>Issuing Entity, County, Type of Debt, Purpose</u>	<u>Rating(s) Enhancmt</u>	<u>Type of Sale</u>	<u>Role, Participant</u>	<u>Maturity Date/ Type</u>	<u>Interest Rate/ Type</u>
03-31-05	\$1,510,000	Riverside Unified School District CFD No 10 Riverside CDIAC Number: 2005-0427 Limited tax obligation bond K-12 school facility	NR	Neg	(BC) Best Best & Krieger (FA) W J Fawell Co (TR) US Bank Natl Assoc (UW) UBS Financial Services	09-01-34 Comb	5.239 NIC

### YEARLY FISCAL STATUS REPORT INFORMATION

#### A. FUND BALANCES

<u>Year</u>	<u>Principal Amt Outstanding(\$)</u>	<u>Minimum Bond Reserve(\$)</u>	<u>Bond Reserve Fund(\$)</u>	<u>Capitalized Interest(\$)</u>	<u>Construction Fund(\$)</u>
04/05	1,510,000	131,910	132,193	0	685,955
05/06	1,460,000	131,910	134,218	0	142,966
06/07	1,455,000	131,910	134,384	0	149,751

#### B. TAX COLLECTION

<u>Year</u>	<u>Taxes Due(\$)</u>	<u>Taxes Unpaid(\$)</u>	<u>Percent</u>	<u>Teeter Plan</u>
04/05	144,576	810	1	No
05/06	92,564	1,107	1	No
06/07	87,936	4,878	6	No

#### C. DELINQUENT PARCELS

<u>Year</u>	<u>Reporting Date</u>	<u># of Parcels</u>	<u>Total Amount Due(\$)</u>
04/05	10-01-05	1	810
05/06	10-01-06	3	1,107
06/07	10-01-07	7	5,705

#### D. FORECLOSURE

<u># of Parcels</u>	<u>Total Amount of Taxes Due (\$)</u>
0	0
0	0
0	0

#### E. ASSESSED VALUE OF PARCELS

<u>Reporting Date</u>	<u>Appraisal/ Tax Roll</u>	<u>Assessed Value(\$)</u>
07-01-05	Tax Roll	20,510,807
07-01-06	Tax Roll	27,791,855
10-01-07	Tax Roll	29,885,389

#### F. MISCELLANEOUS



## 2007 MELLO-ROOS YEARLY FISCAL STATUS REPORT

<u>Date</u>	<u>Amount(\$)</u>	<u>Issuing Entity, County, Type of Debt, Purpose</u>	<u>Rating(s) Enhancmt</u>	<u>Type of Sale</u>	<u>Role, Participant</u>	<u>Maturity Date/ Type</u>	<u>Interest Rate/ Type</u>
11-17-04	\$2,000,000	Riverside Unified School District CFD No 11 Riverside CDIAC Number: 2004-1725 Limited tax obligation bond K-12 school facility	NR	Neg	(BC) Best Best & Krieger (FA) W J Fawell Co (TR) US Bank Natl Assoc (UW) UBS Financial Services	09-01-34 Comb	5.339 NIC

### YEARLY FISCAL STATUS REPORT INFORMATION

#### A. FUND BALANCES

<u>Year</u>	<u>Principal Amt Outstanding(\$)</u>	<u>Minimum Bond Reserve(\$)</u>	<u>Bond Reserve Fund(\$)</u>	<u>Capitalized Interest(\$)</u>	<u>Construction Fund(\$)</u>
04/05	2,000,000	134,574	136,249	0	936,285
05/06	1,945,000	134,574	140,160	0	969,454
06/07	1,910,000	134,574	139,378	0	1,015,465

#### B. TAX COLLECTION

<u>Taxes Due(\$)</u>	<u>Taxes Unpaid(\$)</u>	<u>Percent</u>	<u>Teeter Plan</u>
176,649	5,043	3	No
144,261	4,571	3	No
138,496	5,423	4	No

#### C. DELINQUENT PARCELS

<u>Year</u>	<u>Reporting Date</u>	<u># of Parcels</u>	<u>Total Amount Due(\$)</u>
04/05	10-01-05	5	5,043
05/06	10-01-06	6	6,951
06/07	10-01-07	7	6,397

#### D. FORECLOSURE

<u># of Parcels</u>	<u>Total Amount of Taxes Due (\$)</u>
0	0
0	0
0	0

#### E. ASSESSED VALUE OF PARCELS

<u>Reporting Date</u>	<u>Appraisal/ Tax Roll</u>	<u>Assessed Value(\$)</u>
07-01-05	Tax Roll	29,093,998
07-01-06	Tax Roll	48,534,376
10-01-07	Tax Roll	50,588,994

#### F. MISCELLANEOUS



## 2007 MELLO-ROOS YEARLY FISCAL STATUS REPORT

<u>Date</u>	<u>Amount(\$)</u>	<u>Issuing Entity, County, Type of Debt, Purpose</u>	<u>Rating(s) Enhancmt</u>	<u>Type of Sale</u>	<u>Role, Participant</u>	<u>Maturity Date/ Type</u>	<u>Interest Rate/ Type</u>
08-26-04	\$5,095,000	Riverside Unified School District CFD No 12 Riverside CDIAC Number: 2004-1446 Limited tax obligation bond K-12 school facility Bridle Creek School & Water Dist Facs	NR	Neg	(BC) Best Best & Krieger (FA) W J Fawell Co (TR) US Bank Natl Assoc (UW) UBS Financial Services	09-01-34 Comb	5.565 NIC

### YEARLY FISCAL STATUS REPORT INFORMATION

#### A. FUND BALANCES

<u>Year</u>	<u>Principal Amt Outstanding(\$)</u>	<u>Minimum Bond Reserve(\$)</u>	<u>Bond Reserve Fund(\$)</u>	<u>Capitalized Interest(\$)</u>	<u>Construction Fund(\$)</u>
04/05	5,095,000	367,675	374,586	136,300	2,563,941
05/06	5,070,000	367,675	386,818	0	2,185,225
06/07	5,020,000	365,995	381,233	0	1,737,861

#### B. TAX COLLECTION

<u>Year</u>	<u>Taxes Due(\$)</u>	<u>Taxes Unpaid(\$)</u>	<u>Percent</u>	<u>Teeter Plan</u>
04/05	121,932	5,285	4	No
05/06	319,257	8,590	3	No
06/07	383,198	39,760	10	No

#### C. DELINQUENT PARCELS

<u>Year</u>	<u>Reporting Date</u>	<u># of Parcels</u>	<u>Total Amount Due(\$)</u>
04/05	10-01-05	3	5,285
05/06	10-01-06	10	10,632
06/07	10-01-07	24	43,057

#### D. FORECLOSURE

<u># of Parcels</u>	<u>Total Amount of Taxes Due (\$)</u>
0	0
0	0
0	0

#### E. ASSESSED VALUE OF PARCELS

<u>Reporting Date</u>	<u>Appraisal/ Tax Roll</u>	<u>Assessed Value(\$)</u>
07-01-05	Tax Roll	46,387,889
07-01-06	Tax Roll	130,133,590
10-01-07	Tax Roll	158,441,508

#### F. MISCELLANEOUS



## 2007 MELLO-ROOS YEARLY FISCAL STATUS REPORT

<u>Date</u>	<u>Amount(\$)</u>	<u>Issuing Entity, County, Type of Debt, Purpose</u>	<u>Rating(s) Enhancmt</u>	<u>Type of Sale</u>	<u>Role, Participant</u>	<u>Maturity Date/ Type</u>	<u>Interest Rate/ Type</u>
12-06-05	\$8,000,000	Riverside Unified School District CFD No 13 Riverside CDIAC Number: 2005-1646 Limited tax obligation bond K-12 school facility School Facs, Western MWD & Cap Imp IA No 1	NR	Neg	(BC) Best Best & Krieger (FA) W J Fawell Co (TR) US Bank Natl Assoc (UW) UBS Financial Services	09-01-34 Comb	5.362 NIC

### YEARLY FISCAL STATUS REPORT INFORMATION

#### A. FUND BALANCES

<u>Year</u>	<u>Principal Amt Outstanding(\$)</u>	<u>Minimum Bond Reserve(\$)</u>	<u>Bond Reserve Fund(\$)</u>	<u>Capitalized Interest(\$)</u>	<u>Construction Fund(\$)</u>
05/06	8,000,000	555,465	563,711	206,847	5,820,006
06/07	8,000,000	555,465	565,498	0	5,387,050

#### B. TAX COLLECTION

<u>Year</u>	<u>Taxes Due(\$)</u>	<u>Taxes Unpaid(\$)</u>	<u>Percent</u>	<u>Teeter Plan</u>
05/06	0	0	0	No
06/07	560,205	36,945	7	No

#### C. DELINQUENT PARCELS

<u>Year</u>	<u>Reporting Date</u>	<u># of Parcels</u>	<u>Total Amount Due(\$)</u>
05/06	10-01-06	0	0
06/07	10-01-07	14	36,945

#### D. FORECLOSURE

<u># of Parcels</u>	<u>Total Amount of Taxes Due (\$)</u>
0	0
0	0

#### E. ASSESSED VALUE OF PARCELS

<u>Reporting Date</u>	<u>Appraisal/ Tax Roll</u>	<u>Assessed Value(\$)</u>
07-01-06	Tax Roll	51,227,882
10-01-07	Tax Roll	117,589,725

#### F. MISCELLANEOUS





## 2007 MELLO-ROOS YEARLY FISCAL STATUS REPORT

<u>Date</u>	<u>Amount(\$)</u>	<u>Issuing Entity, County, Type of Debt, Purpose</u>	<u>Rating(s) Enhancmt</u>	<u>Type of Sale</u>	<u>Role, Participant</u>	<u>Maturity Date/ Type</u>	<u>Interest Rate/ Type</u>
04-13-05	\$6,560,000	Riverside Unified School District CFD No 14 Riverside CDIAC Number: 2005-0145 Limited tax obligation bond K-12 school facility School Facs & Cap Imp	NR	Neg	(BC) Best Best & Krieger (FA) W J Fawell Co (TR) US Bank Natl Assoc (UW) UBS Financial Services	09-01-35 Comb	5.323 NIC

### YEARLY FISCAL STATUS REPORT INFORMATION

#### A. FUND BALANCES

<u>Year</u>	<u>Principal Amt Outstanding(\$)</u>	<u>Minimum Bond Reserve(\$)</u>	<u>Bond Reserve Fund(\$)</u>	<u>Capitalized Interest(\$)</u>	<u>Construction Fund(\$)</u>
04/05	6,560,000	442,540	443,148	133,661	5,732,115
05/06	6,560,000	442,540	455,623	0	1,070,133
06/07	6,450,000	442,540	452,215	0	662,763

#### B. TAX COLLECTION

<u>Year</u>	<u>Taxes Due(\$)</u>	<u>Taxes Unpaid(\$)</u>	<u>Percent</u>	<u>Teeter Plan</u>
04/05	0	0	0	No
05/06	469,164	426	0	No
06/07	445,705	27,431	6	No

#### C. DELINQUENT PARCELS

<u>Year</u>	<u>Reporting Date</u>	<u># of Parcels</u>	<u>Total Amount Due(\$)</u>
04/05	10-01-05	0	0
05/06	10-01-06	1	426
06/07	10-01-07	24	27,431

#### D. FORECLOSURE

<u># of Parcels</u>	<u>Total Amount of Taxes Due (\$)</u>
0	0
0	0
0	0

#### E. ASSESSED VALUE OF PARCELS

<u>Reporting Date</u>	<u>Appraisal/ Tax Roll</u>	<u>Assessed Value(\$)</u>
07-01-05	Tax Roll	4,010,700
07-01-06	Tax Roll	64,853,574
10-01-07	Tax Roll	120,922,525

#### F. MISCELLANEOUS



## 2007 MELLO-ROOS YEARLY FISCAL STATUS REPORT

<u>Date</u>	<u>Amount(\$)</u>	<u>Issuing Entity, County, Type of Debt, Purpose</u>	<u>Rating(s) Enhancmt</u>	<u>Type of Sale</u>	<u>Role, Participant</u>	<u>Maturity Date/ Type</u>	<u>Interest Rate/ Type</u>
12-08-04	\$18,675,000	Riverside Unified School District CFD No 15 Riverside CDIAC Number: 2004-1885 Limited tax obligation bond K-12 school facility IA No 1 Mission Ranch	NR	Neg	(BC) Best Best & Krieger (FA) W J Fawell Co (TR) US Bank Natl Assoc (UW) UBS Financial Services	09-01-34 Comb	5.393 NIC

### YEARLY FISCAL STATUS REPORT INFORMATION

#### A. FUND BALANCES

<u>Year</u>	<u>Principal Amt Outstanding(\$)</u>	<u>Minimum Bond Reserve(\$)</u>	<u>Bond Reserve Fund(\$)</u>	<u>Capitalized Interest(\$)</u>	<u>Construction Fund(\$)</u>
04/05	18,675,000	1,281,670	1,296,941	475,958	8,005,725
05/06	18,675,000	1,281,670	1,335,560	0	147,944
06/07	18,345,000	1,281,670	1,304,259	0	154,966

#### B. TAX COLLECTION

<u>Year</u>	<u>Taxes Due(\$)</u>	<u>Taxes Unpaid(\$)</u>	<u>Percent</u>	<u>Teeter Plan</u>
04/05	0	0	0	No
05/06	1,270,321	52,043	4	No
06/07	1,555,600	181,527	12	No

#### C. DELINQUENT PARCELS

<u>Year</u>	<u>Reporting Date</u>	<u># of Parcels</u>	<u>Total Amount Due(\$)</u>
04/05	10-01-05	0	0
05/06	10-01-06	27	52,043
06/07	10-01-07	81	197,141

#### D. FORECLOSURE

<u># of Parcels</u>	<u>Total Amount of Taxes Due (\$)</u>
0	0
0	0
0	0

#### E. ASSESSED VALUE OF PARCELS

<u>Reporting Date</u>	<u>Appraisal/ Tax Roll</u>	<u>Assessed Value(\$)</u>
07-01-05	Tax Roll	38,463,846
07-01-06	Tax Roll	232,743,875
10-01-07	Tax Roll	276,149,235

#### F. MISCELLANEOUS



## 2007 MELLO-ROOS YEARLY FISCAL STATUS REPORT

<u>Date</u>	<u>Amount(\$)</u>	<u>Issuing Entity, County, Type of Debt, Purpose</u>	<u>Rating(s) Enhancmt</u>	<u>Type of Sale</u>	<u>Role, Participant</u>	<u>Maturity Date/ Type</u>	<u>Interest Rate/ Type</u>
11-09-05	\$20,155,000	Riverside Unified School District CFD No 15 Riverside CDIAC Number: 2005-1647 Limited tax obligation bond K-12 school facility Mission Ranch IA No 2, School, City & Western MWD Facs	NR	Neg	(BC) Best Best & Krieger (FA) W J Fawell Co (TR) US Bank Natl Assoc (UW) UBS Financial Services	09-01-35 Comb	5.176 NIC

### YEARLY FISCAL STATUS REPORT INFORMATION

#### A. FUND BALANCES

<u>Year</u>	<u>Principal Amt Outstanding(\$)</u>	<u>Minimum Bond Reserve(\$)</u>	<u>Bond Reserve Fund(\$)</u>	<u>Capitalized Interest(\$)</u>	<u>Construction Fund(\$)</u>
05/06	20,155,000	1,384,038	1,407,662	507,270	12,914,806
06/07	20,155,000	1,384,038	1,409,033	0	15,207,865

#### B. TAX COLLECTION

<u>Year</u>	<u>Taxes Due(\$)</u>	<u>Taxes Unpaid(\$)</u>	<u>Percent</u>	<u>Teeter Plan</u>
05/06	0	0	0	No
06/07	1,342,507	122,343	9	No

#### C. DELINQUENT PARCELS

<u>Year</u>	<u>Reporting Date</u>	<u># of Parcels</u>	<u>Total Amount Due(\$)</u>
05/06	10-01-06	0	0
06/07	10-01-07	41	122,343

#### D. FORECLOSURE

<u># of Parcels</u>	<u>Total Amount of Taxes Due (\$)</u>
0	0
0	0

#### E. ASSESSED VALUE OF PARCELS

<u>Reporting Date</u>	<u>Appraisal/ Tax Roll</u>	<u>Assessed Value(\$)</u>
07-01-06	Tax Roll	43,629,840
10-01-07	Tax Roll	214,250,414

#### F. MISCELLANEOUS



## 2007 MELLO-ROOS YEARLY FISCAL STATUS REPORT

<u>Date</u>	<u>Amount(\$)</u>	<u>Issuing Entity, County, Type of Debt, Purpose</u>	<u>Rating(s) Enhancmt</u>	<u>Type of Sale</u>	<u>Role, Participant</u>	<u>Maturity Date/ Type</u>	<u>Interest Rate/ Type</u>
09-21-04	\$5,225,000	Riverside Unified School District CFD No 16 Riverside CDIAC Number: 2004-1447 Limited tax obligation bond K-12 school facility	NR	Neg	(BC) Best Best & Krieger (FA) W J Fawell Co (TR) US Bank Natl Assoc (UW) UBS Financial Services	09-01-34 Comb	5.396 NIC

### YEARLY FISCAL STATUS REPORT INFORMATION

#### A. FUND BALANCES

<u>Year</u>	<u>Principal Amt Outstanding(\$)</u>	<u>Minimum Bond Reserve(\$)</u>	<u>Bond Reserve Fund(\$)</u>	<u>Capitalized Interest(\$)</u>	<u>Construction Fund(\$)</u>
04/05	5,225,000	357,723	362,849	57	3,840,906
05/06	5,225,000	357,723	375,637	0	1,174,918
06/07	5,130,000	357,723	370,568	0	1,232,432

#### B. TAX COLLECTION

<u>Taxes Due(\$)</u>	<u>Taxes Unpaid(\$)</u>	<u>Percent</u>	<u>Teeter Plan</u>
271,865	3,483	1	No
370,046	13,000	4	No
351,545	20,553	6	No

#### C. DELINQUENT PARCELS

<u>Year</u>	<u>Reporting Date</u>	<u># of Parcels</u>	<u>Total Amount Due(\$)</u>
04/05	10-01-05	3	3,483
05/06	10-01-06	16	13,000
06/07	10-01-07	30	25,678

#### D. FORECLOSURE

<u># of Parcels</u>	<u>Total Amount of Taxes Due (\$)</u>
0	0
0	0
0	0

#### E. ASSESSED VALUE OF PARCELS

<u>Reporting Date</u>	<u>Appraisal/ Tax Roll</u>	<u>Assessed Value(\$)</u>
07-01-05	Tax Roll	131,317,633
07-01-06	Tax Roll	180,330,400
10-01-07	Tax Roll	187,866,878

#### F. MISCELLANEOUS



## 2007 MELLO-ROOS YEARLY FISCAL STATUS REPORT

<u>Date</u>	<u>Amount(\$)</u>	<u>Issuing Entity, County, Type of Debt, Purpose</u>	<u>Rating(s) Enhancmt</u>	<u>Type of Sale</u>	<u>Role, Participant</u>	<u>Maturity Date/ Type</u>	<u>Interest Rate/ Type</u>
07-27-05	\$2,910,000	Riverside Unified School District CFD No 17 Riverside CDIAC Number: 2005-1385 Limited tax obligation bond K-12 school facility Aldea Village School & City Facs	NR	Neg	(BC) Best Best & Krieger (FA) W J Fawell Co (TR) US Bank Natl Assoc (UW) UBS Financial Services	09-01-35 Comb	5.077 NIC

### YEARLY FISCAL STATUS REPORT INFORMATION

#### A. FUND BALANCES

<u>Year</u>	<u>Principal Amt Outstanding(\$)</u>	<u>Minimum Bond Reserve(\$)</u>	<u>Bond Reserve Fund(\$)</u>	<u>Capitalized Interest(\$)</u>	<u>Construction Fund(\$)</u>
05/06	2,910,000	255,649	253,579	18,676	1,281,275
06/07	2,910,000	255,649	253,885	0	1,342,085

#### B. TAX COLLECTION

<u>Year</u>	<u>Taxes Due(\$)</u>	<u>Taxes Unpaid(\$)</u>	<u>Percent</u>	<u>Teeter Plan</u>
05/06	89,563	0	0	No
06/07	164,472	6,238	4	No

#### C. DELINQUENT PARCELS

<u>Year</u>	<u>Reporting Date</u>	<u># of Parcels</u>	<u>Total Amount Due(\$)</u>
05/06	10-01-06	0	0
06/07	10-01-07	6	6,238

#### D. FORECLOSURE

<u># of Parcels</u>	<u>Total Amount of Taxes Due (\$)</u>
0	0
0	0

#### E. ASSESSED VALUE OF PARCELS

<u>Reporting Date</u>	<u>Appraisal/ Tax Roll</u>	<u>Assessed Value(\$)</u>
07-01-06	Tax Roll	5,445,715
07-01-07	Tax Roll	37,408,424

#### F. MISCELLANEOUS

Total reserve fund assets and accrued income currently exceed the reserve requirement.



## 2007 MELLO-ROOS YEARLY FISCAL STATUS REPORT

<u>Date</u>	<u>Amount(\$)</u>	<u>Issuing Entity, County, Type of Debt, Purpose</u>	<u>Rating(s) Enhancmt</u>	<u>Type of Sale</u>	<u>Role, Participant</u>	<u>Maturity Date/ Type</u>	<u>Interest Rate/ Type</u>
06-09-05	\$3,090,000	Riverside Unified School District CFD No 18 Riverside CDIAC Number: 2005-1031 Limited tax obligation bond K-12 school facility School Facs & City Cap Imp	NR	Neg	(BC) Best Best & Krieger (FA) W J Fawell Co (TR) US Bank Natl Assoc (UW) UBS Financial Services	09-01-34 Comb	4.932 NIC

### YEARLY FISCAL STATUS REPORT INFORMATION

#### A. FUND BALANCES

<u>Year</u>	<u>Principal Amt Outstanding(\$)</u>	<u>Minimum Bond Reserve(\$)</u>	<u>Bond Reserve Fund(\$)</u>	<u>Capitalized Interest(\$)</u>	<u>Construction Fund(\$)</u>
04/05	3,090,000	203,193	203,193	27,098	2,624,294
05/06	3,090,000	203,193	209,179	0	1,750,442
06/07	3,035,000	203,193	208,409	0	1,833,519

#### B. TAX COLLECTION

<u>Year</u>	<u>Taxes Due(\$)</u>	<u>Taxes Unpaid(\$)</u>	<u>Percent</u>	<u>Teeter Plan</u>
04/05	0	0	0	No
05/06	210,823	13,360	6	No
06/07	254,915	19,397	8	No

#### C. DELINQUENT PARCELS

<u>Year</u>	<u>Reporting Date</u>	<u># of Parcels</u>	<u>Total Amount Due(\$)</u>
04/05	10-01-05	0	0
05/06	10-01-06	5	13,360
06/07	10-01-07	6	19,397

#### D. FORECLOSURE

<u># of Parcels</u>	<u>Total Amount of Taxes Due (\$)</u>
0	0
0	0
0	0

#### E. ASSESSED VALUE OF PARCELS

<u>Reporting Date</u>	<u>Appraisal/ Tax Roll</u>	<u>Assessed Value(\$)</u>
07-01-05	Tax Roll	19,229,432
07-01-06	Tax Roll	60,314,329
10-01-07	Tax Roll	68,300,866

#### F. MISCELLANEOUS



## 2007 MELLO-ROOS YEARLY FISCAL STATUS REPORT

<u>Date</u>	<u>Amount(\$)</u>	<u>Issuing Entity, County, Type of Debt, Purpose</u>	<u>Rating(s) Enhancmt</u>	<u>Type of Sale</u>	<u>Role, Participant</u>	<u>Maturity Date/ Type</u>	<u>Interest Rate/ Type</u>
06-24-99	\$9,375,000	Riverside Unified School District CFD No 2 Riverside CDIAC Number: 1999-0657 Limited tax obligation bond K-12 school facility Refunding	S:AAA M:Aaa  Ins	Neg	(BC) Best Best & Krieger (FA) W J Fawell Co (EN) FSA (TR) US Bank Corp Trust (UW) Stone & Youngberg	09-01-18 Comb	5.077 NIC

### YEARLY FISCAL STATUS REPORT INFORMATION

#### A. FUND BALANCES

<u>Year</u>	<u>Principal Amt Outstanding(\$)</u>	<u>Minimum Bond Reserve(\$)</u>	<u>Bond Reserve Fund(\$)</u>	<u>Capitalized Interest(\$)</u>	<u>Construction Fund(\$)</u>
01/02	8,785,000	775,030	921,649	0	0
02/03	8,430,000	775,030	949,832	0	0
03/04	7,675,000	775,030	961,802	0	0
04/05	7,675,000	775,030	995,064	0	0
05/06	7,275,000	775,030	1,029,825	0	0
06/07	6,855,000	775,030	1,054,088	0	0

#### B. TAX COLLECTION

<u>Year</u>	<u>Taxes Due(\$)</u>	<u>Taxes Unpaid(\$)</u>	<u>Percent</u>	<u>Teeter Plan</u>
01/02	832,607	33,239	4	No
02/03	813,314	8,190	1	No
03/04	856,772	17,984	2	No
04/05	771,228	20,658	3	No
05/06	694,094	21,234	3	No
06/07	659,404	30,201	5	No

#### C. DELINQUENT PARCELS

<u>Year</u>	<u>Reporting Date</u>	<u># of Parcels</u>	<u>Total Amount Due(\$)</u>
01/02	06-05-02	145	36,398
02/03	06-03-03	39	10,320
03/04	09-21-04	75	20,227
04/05	10-01-05	97	23,692
05/06	10-01-06	110	25,346
06/07	10-01-07	175	38,888

#### D. FORECLOSURE

<u># of Parcels</u>	<u>Total Amount of Taxes Due (\$)</u>
0	0
0	0
0	0
0	0
0	0
0	0

#### E. ASSESSED VALUE OF PARCELS

<u>Reporting Date</u>	<u>Appraisal/ Tax Roll</u>	<u>Assessed Value(\$)</u>
06-30-02	Tax Roll	502,273,583
06-30-03	Tax Roll	580,159,495
06-30-04	Tax Roll	612,452,603
07-01-05	Tax Roll	802,387,544
07-01-06	Tax Roll	932,649,242
10-01-07	Tax Roll	1,023,939,581

#### F. MISCELLANEOUS



## 2007 MELLO-ROOS YEARLY FISCAL STATUS REPORT

<u>Date</u>	<u>Amount(\$)</u>	<u>Issuing Entity, County, Type of Debt, Purpose</u>	<u>Rating(s) Enhancmt</u>	<u>Type of Sale</u>	<u>Role, Participant</u>	<u>Maturity Date/ Type</u>	<u>Interest Rate/ Type</u>
06-14-07	\$3,305,000	Riverside Unified School District CFD No 21 Riverside CDIAC Number: 2007-0669 Limited tax obligation bond K-12 school facility IA No 2, Alicante	NR	Neg	(BC) Best Best & Krieger (FA) W J Fawell Co (TR) US Bank Natl Assoc (UW) UBS Securities	09-01-37 Comb	5.43 NIC

### YEARLY FISCAL STATUS REPORT INFORMATION

#### A. FUND BALANCES

<u>Year</u>	<u>Principal Amt Outstanding(\$)</u>	<u>Minimum Bond Reserve(\$)</u>	<u>Bond Reserve Fund(\$)</u>	<u>Capitalized Interest(\$)</u>	<u>Construction Fund(\$)</u>
06/07	3,305,000	301,684	301,684	43,551	2,658,271

#### B. TAX COLLECTION

<u>Taxes Due(\$)</u>	<u>Taxes Unpaid(\$)</u>	<u>Percent</u>	<u>Teeter Plan</u>
0	0	0	No

#### C. DELINQUENT PARCELS

<u>Year</u>	<u>Reporting Date</u>	<u># of Parcels</u>	<u>Total Amount Due(\$)</u>
06/07	10-01-07	0	0

#### D. FORECLOSURE

<u># of Parcels</u>	<u>Total Amount of Taxes Due (\$)</u>
0	0

#### E. ASSESSED VALUE OF PARCELS

<u>Reporting Date</u>	<u>Appraisal/ Tax Roll</u>	<u>Assessed Value(\$)</u>
10-01-07	Tax Roll	48,886,127

#### F. MISCELLANEOUS





## 2007 MELLO-ROOS YEARLY FISCAL STATUS REPORT

<u>Date</u>	<u>Amount(\$)</u>	<u>Issuing Entity, County, Type of Debt, Purpose</u>	<u>Rating(s) Enhancmt</u>	<u>Type of Sale</u>	<u>Role, Participant</u>	<u>Maturity Date/ Type</u>	<u>Interest Rate/ Type</u>
01-10-06	\$5,710,000	Riverside Unified School District CFD No 22 Riverside CDIAC Number: 2005-1648 Limited tax obligation bond K-12 school facility School & City Facs	NR	Neg	(BC) Best Best & Krieger (FA) W J Fawell Co (TR) US Bank Natl Assoc (UW) UBS Financial Services	09-01-35 Comb	5.245 NIC

### YEARLY FISCAL STATUS REPORT INFORMATION

#### A. FUND BALANCES

<u>Year</u>	<u>Principal Amt Outstanding(\$)</u>	<u>Minimum Bond Reserve(\$)</u>	<u>Bond Reserve Fund(\$)</u>	<u>Capitalized Interest(\$)</u>	<u>Construction Fund(\$)</u>
05/06	5,710,000	385,416	389,637	143,278	3,007,386
06/07	5,710,000	385,416	392,392	0	2,428,422

#### B. TAX COLLECTION

<u>Year</u>	<u>Taxes Due(\$)</u>	<u>Taxes Unpaid(\$)</u>	<u>Percent</u>	<u>Teeter Plan</u>
05/06	160,554	14,653	9	No
06/07	414,445	24,506	6	No

#### C. DELINQUENT PARCELS

<u>Year</u>	<u>Reporting Date</u>	<u># of Parcels</u>	<u>Total Amount Due(\$)</u>
05/06	10-01-06	7	14,653
06/07	10-01-07	13	30,077

#### D. FORECLOSURE

<u># of Parcels</u>	<u>Total Amount of Taxes Due (\$)</u>
0	0
0	0

#### E. ASSESSED VALUE OF PARCELS

<u>Reporting Date</u>	<u>Appraisal/ Tax Roll</u>	<u>Assessed Value(\$)</u>
07-01-06	Tax Roll	30,424,695
10-01-07	Tax Roll	62,478,856

#### F. MISCELLANEOUS



## 2007 MELLO-ROOS YEARLY FISCAL STATUS REPORT

<u>Date</u>	<u>Amount(\$)</u>	<u>Issuing Entity, County, Type of Debt, Purpose</u>	<u>Rating(s) Enhancmt</u>	<u>Type of Sale</u>	<u>Role, Participant</u>	<u>Maturity Date/ Type</u>	<u>Interest Rate/ Type</u>
04-25-06	\$5,985,000	Riverside Unified School District CFD No 24 Riverside CDIAC Number: 2006-0216 Limited tax obligation bond K-12 school facility School & City Pub Facs	NR	Neg	(BC) Best Best & Krieger (FA) W J Fawell Co (TR) US Bank Natl Assoc (UW) UBS Securities	09-01-36 Comb	5.063 NIC

### YEARLY FISCAL STATUS REPORT INFORMATION

#### A. FUND BALANCES

<u>Year</u>	<u>Principal Amt Outstanding(\$)</u>	<u>Minimum Bond Reserve(\$)</u>	<u>Bond Reserve Fund(\$)</u>	<u>Capitalized Interest(\$)</u>	<u>Construction Fund(\$)</u>
05/06	5,985,000	525,766	524,281	104,982	5,100,036
06/07	5,985,000	525,766	540,735	0	1,526,363

#### B. TAX COLLECTION

<u>Taxes Due(\$)</u>	<u>Taxes Unpaid(\$)</u>	<u>Percent</u>	<u>Teeter Plan</u>
0	0	0	No
320,644	29,115	9	No

#### C. DELINQUENT PARCELS

<u>Year</u>	<u>Reporting Date</u>	<u># of Parcels</u>	<u>Total Amount Due(\$)</u>
05/06	10-01-06	0	0
06/07	10-01-07	24	29,115

#### D. FORECLOSURE

<u># of Parcels</u>	<u>Total Amount of Taxes Due (\$)</u>
0	0
0	0

#### E. ASSESSED VALUE OF PARCELS

<u>Reporting Date</u>	<u>Appraisal/ Tax Roll</u>	<u>Assessed Value(\$)</u>
07-01-06	Tax Roll	46,332,920
10-01-07	Tax Roll	97,398,780

#### F. MISCELLANEOUS



## 2007 MELLO-ROOS YEARLY FISCAL STATUS REPORT

<u>Date</u>	<u>Amount(\$)</u>	<u>Issuing Entity, County, Type of Debt, Purpose</u>	<u>Rating(s) Enhancmt</u>	<u>Type of Sale</u>	<u>Role, Participant</u>	<u>Maturity Date/ Type</u>	<u>Interest Rate/ Type</u>
12-14-93	\$745,000	Riverside Unified School District CFD No 3 Riverside CDIAC Number: 1993-1734 Limited tax obligation bond K-12 school facility	NR	Neg	(BC) Best Best & Krieger (TR) First Trust of CA (UW) Stone & Youngberg	09-01-18 Comb	6.667 NIC

### YEARLY FISCAL STATUS REPORT INFORMATION

#### A. FUND BALANCES

<u>Year</u>	<u>Principal Amt Outstanding(\$)</u>	<u>Minimum Bond Reserve(\$)</u>	<u>Bond Reserve Fund(\$)</u>	<u>Capitalized Interest(\$)</u>	<u>Construction Fund(\$)</u>
01/02	610,000	63,385	63,392	0	0
02/03	590,000	63,385	64,784	0	0
03/04	540,000	62,260	63,015	0	0
04/05	540,000	62,260	64,117	0	0
05/06	515,000	62,260	65,317	0	0
06/07	490,000	62,260	64,831	0	0

#### B. TAX COLLECTION

<u>Year</u>	<u>Taxes Due(\$)</u>	<u>Taxes Unpaid(\$)</u>	<u>Percent</u>	<u>Teeter Plan</u>
01/02	68,891	2,575	4	No
02/03	66,444	466	1	No
03/04	74,764	884	1	No
04/05	67,299	1,734	3	No
05/06	57,206	1,469	3	No
06/07	54,346	1,402	3	No

#### C. DELINQUENT PARCELS

<u>Year</u>	<u>Reporting Date</u>	<u># of Parcels</u>	<u>Total Amount Due(\$)</u>
01/02	06-05-02	10	2,575
02/03	06-03-03	3	466
03/04	09-21-04	5	1,038
04/05	10-01-05	8	1,888
05/06	10-01-06	6	1,787
06/07	10-01-07	7	2,257

#### D. FORECLOSURE

<u># of Parcels</u>	<u>Total Amount of Taxes Due (\$)</u>
0	0
0	0
0	0
0	0
0	0
0	0

#### E. ASSESSED VALUE OF PARCELS

<u>Reporting Date</u>	<u>Appraisal/ Tax Roll</u>	<u>Assessed Value(\$)</u>
06-30-02	Tax Roll	31,666,436
06-30-03	Tax Roll	33,673,517
06-30-04	Tax Roll	35,545,271
07-01-05	Tax Roll	41,521,656
07-01-06	Tax Roll	45,921,819
10-01-07	Tax Roll	49,630,882

#### F. MISCELLANEOUS



## 2007 MELLO-ROOS YEARLY FISCAL STATUS REPORT

<u>Date</u>	<u>Amount(\$)</u>	<u>Issuing Entity, County, Type of Debt, Purpose</u>	<u>Rating(s) Enhancmt</u>	<u>Type of Sale</u>	<u>Role, Participant</u>	<u>Maturity Date/ Type</u>	<u>Interest Rate/ Type</u>
06-01-95	\$865,000	Riverside Unified School District CFD No 4 Riverside CDIAC Number: 1994-1714 Limited tax obligation bond K-12 school facility	NR	Neg	(BC) Best Best & Krieger (TR) First Trust of WA (UW) Stone & Youngberg	09-01-20 Comb	7.337 NIC

### YEARLY FISCAL STATUS REPORT INFORMATION

#### A. FUND BALANCES

<u>Year</u>	<u>Principal Amt Outstanding(\$)</u>	<u>Minimum Bond Reserve(\$)</u>	<u>Bond Reserve Fund(\$)</u>	<u>Capitalized Interest(\$)</u>	<u>Construction Fund(\$)</u>
01/02	740,000	76,000	76,468	0	68
02/03	740,000	77,390	78,217	0	69
03/04	695,000	77,390	78,323	0	69
04/05	695,000	77,390	78,990	0	70
05/06	670,000	77,390	79,941	0	72
06/07	645,000	77,390	80,565	0	76

#### B. TAX COLLECTION

<u>Year</u>	<u>Taxes Due(\$)</u>	<u>Taxes Unpaid(\$)</u>	<u>Percent</u>	<u>Teeter Plan</u>
01/02	84,927	2,006	2	No
02/03	83,937	1,157	1	No
03/04	90,673	1,428	2	No
04/05	86,167	3,392	4	No
05/06	81,854	4,512	6	No
06/07	77,765	5,817	7	No

#### C. DELINQUENT PARCELS

<u>Year</u>	<u>Reporting Date</u>	<u># of Parcels</u>	<u>Total Amount Due(\$)</u>
01/02	10-25-02	14	3,991
02/03	06-03-03	7	1,984
03/04	09-21-04	9	2,420
04/05	10-01-05	13	3,392
05/06	10-01-06	16	5,190
06/07	10-01-07	23	8,743

#### D. FORECLOSURE

<u># of Parcels</u>	<u>Total Amount of Taxes Due (\$)</u>
0	0
0	0
0	0
0	0
0	0
0	0

#### E. ASSESSED VALUE OF PARCELS

<u>Reporting Date</u>	<u>Appraisal/ Tax Roll</u>	<u>Assessed Value(\$)</u>
06-30-02	Tax Roll	36,337,430
06-30-03	Tax Roll	39,619,732
06-30-04	Tax Roll	43,027,208
07-01-05	Tax Roll	52,527,031
07-01-06	Tax Roll	61,552,033
10-01-07	Tax Roll	66,427,168

#### F. MISCELLANEOUS



## 2007 MELLO-ROOS YEARLY FISCAL STATUS REPORT

<u>Date</u>	<u>Amount(\$)</u>	<u>Issuing Entity, County, Type of Debt, Purpose</u>	<u>Rating(s) Enhancmt</u>	<u>Type of Sale</u>	<u>Role, Participant</u>	<u>Maturity Date/ Type</u>	<u>Interest Rate/ Type</u>
07-01-99	\$2,185,000	Riverside Unified School District CFD No 6 Riverside CDIAC Number: 1999-0659 Limited tax obligation bond K-12 school facility IA No 1	NR	Neg	(BC) Best Best & Krieger (TR) US Bank Corp Trust (UW) Stone & Youngberg	09-01-29 Comb	5.944 NIC

### YEARLY FISCAL STATUS REPORT INFORMATION

#### A. FUND BALANCES

<u>Year</u>	<u>Principal Amt Outstanding(\$)</u>	<u>Minimum Bond Reserve(\$)</u>	<u>Bond Reserve Fund(\$)</u>	<u>Capitalized Interest(\$)</u>	<u>Construction Fund(\$)</u>
01/02	2,155,000	161,255	177,619	0	0
02/03	2,110,000	161,255	182,828	0	0
03/04	2,040,000	161,255	185,114	0	0
04/05	2,040,000	161,255	191,783	0	0
05/06	2,000,000	161,255	198,094	0	0
06/07	1,960,000	161,255	205,153	0	0

#### B. TAX COLLECTION

<u>Taxes Due(\$)</u>	<u>Taxes Unpaid(\$)</u>	<u>Percent</u>	<u>Teeter Plan</u>
170,685	5,880	3	No
176,940	1,701	1	No
175,890	2,368	1	No
167,045	4,176	2	No
158,694	3,662	2	No
154,726	8,629	6	No

#### C. DELINQUENT PARCELS

<u>Year</u>	<u>Reporting Date</u>	<u># of Parcels</u>	<u>Total Amount Due(\$)</u>
01/02	06-05-02	13	5,880
02/03	06-03-03	6	2,686
03/04	09-21-04	7	2,708
04/05	10-01-05	8	4,514
05/06	10-01-06	7	3,662
06/07	10-01-07	17	10,460

#### D. FORECLOSURE

<u># of Parcels</u>	<u>Total Amount of Taxes Due (\$)</u>
0	0
0	0
0	0
0	0
0	0
0	0

#### E. ASSESSED VALUE OF PARCELS

<u>Reporting Date</u>	<u>Appraisal/ Tax Roll</u>	<u>Assessed Value(\$)</u>
06-30-02	Tax Roll	52,400,183
06-30-03	Tax Roll	54,600,522
06-30-04	Tax Roll	57,924,836
07-01-05	Tax Roll	65,192,214
07-01-06	Tax Roll	73,449,621
10-01-07	Tax Roll	79,337,812

#### F. MISCELLANEOUS



## 2007 MELLO-ROOS YEARLY FISCAL STATUS REPORT

<u>Date</u>	<u>Amount(\$)</u>	<u>Issuing Entity, County, Type of Debt, Purpose</u>	<u>Rating(s) Enhancmt</u>	<u>Type of Sale</u>	<u>Role, Participant</u>	<u>Maturity Date/ Type</u>	<u>Interest Rate/ Type</u>
09-14-00	\$2,470,000	Riverside Unified School District CFD No 6 Riverside CDIAC Number: 2000-1527 Limited tax obligation bond K-12 school facility IA No 2	NR	Neg	(BC) Best Best & Krieger (FA) W J Fawell Co (TR) US Bank Corp Trust (UW) Stone & Youngberg	09-01-30 Comb	6.296 NIC

### YEARLY FISCAL STATUS REPORT INFORMATION

#### A. FUND BALANCES

<u>Year</u>	<u>Principal Amt Outstanding(\$)</u>	<u>Minimum Bond Reserve(\$)</u>	<u>Bond Reserve Fund(\$)</u>	<u>Capitalized Interest(\$)</u>	<u>Construction Fund(\$)</u>
01/02	2,470,000	189,330	197,739	0	8,438
02/03	2,435,000	189,330	194,688	0	8,520
03/04	2,360,000	189,330	191,629	0	8,559
04/05	2,360,000	189,330	195,649	0	0
05/06	2,320,000	189,330	197,299	0	0
06/07	2,275,000	189,330	197,115	0	0

#### B. TAX COLLECTION

<u>Taxes Due(\$)</u>	<u>Taxes Unpaid(\$)</u>	<u>Percent</u>	<u>Teeter Plan</u>
189,192	4,564	2	No
204,401	2,777	1	No
216,328	6,316	3	No
205,451	8,998	4	No
195,181	4,986	3	No
185,421	13,196	7	No

#### C. DELINQUENT PARCELS

<u>Year</u>	<u>Reporting Date</u>	<u># of Parcels</u>	<u>Total Amount Due(\$)</u>
01/02	06-05-02	7	4,564
02/03	06-30-03	6	3,627
03/04	09-21-04	11	7,591
04/05	10-01-05	18	8,998
05/06	10-01-06	11	5,736
06/07	10-01-07	24	16,045

#### D. FORECLOSURE

<u># of Parcels</u>	<u>Total Amount of Taxes Due (\$)</u>
0	0
0	0
0	0
0	0
0	0
0	0

#### E. ASSESSED VALUE OF PARCELS

<u>Reporting Date</u>	<u>Appraisal/ Tax Roll</u>	<u>Assessed Value(\$)</u>
06-30-02	Tax Roll	47,504,761
06-30-03	Tax Roll	72,892,162
06-30-04	Tax Roll	76,831,862
07-01-05	Tax Roll	82,764,878
07-01-06	Tax Roll	95,945,828
10-01-07	Tax Roll	101,658,827

#### F. MISCELLANEOUS



## 2007 MELLO-ROOS YEARLY FISCAL STATUS REPORT

<u>Date</u>	<u>Amount(\$)</u>	<u>Issuing Entity, County, Type of Debt, Purpose</u>	<u>Rating(s) Enhancmt</u>	<u>Type of Sale</u>	<u>Role, Participant</u>	<u>Maturity Date/ Type</u>	<u>Interest Rate/ Type</u>
12-21-06	\$24,870,000	Riverside Unified School District CFD No 7 Riverside CDIAC Number: 2006-1426 Limited tax obligation bond K-12 school facility Victoria Grove Refunding	S:AAA/A- M:Aaa  Ins	Neg	(BC) Best Best & Krieger (FA) W J Fawell Co (EN) Ambac (TR) US Bank Natl Assoc (UW) UBS Securities	09-01-34 Comb	4.397 NIC

### YEARLY FISCAL STATUS REPORT INFORMATION

#### A. FUND BALANCES

<u>Year</u>	<u>Principal Amt Outstanding(\$)</u>	<u>Minimum Bond Reserve(\$)</u>	<u>Bond Reserve Fund(\$)</u>	<u>Capitalized Interest(\$)</u>	<u>Construction Fund(\$)</u>
06/07	24,870,000	1,681,363	1,718,937	0	3,796,938

#### B. TAX COLLECTION

<u>Taxes Due(\$)</u>	<u>Taxes Unpaid(\$)</u>	<u>Percent</u>	<u>Teeter Plan</u>
1,644,470	112,325	7	No

#### C. DELINQUENT PARCELS

<u>Year</u>	<u>Reporting Date</u>	<u># of Parcels</u>	<u>Total Amount Due(\$)</u>
06/07	10-01-07	84	132,512

#### D. FORECLOSURE

<u># of Parcels</u>	<u>Total Amount of Taxes Due (\$)</u>
0	0

#### E. ASSESSED VALUE OF PARCELS

<u>Reporting Date</u>	<u>Appraisal/ Tax Roll</u>	<u>Assessed Value(\$)</u>
10-01-07	Tax Roll	461,771,419

#### F. MISCELLANEOUS



## 2007 MELLO-ROOS YEARLY FISCAL STATUS REPORT

<u>Date</u>	<u>Amount(\$)</u>	<u>Issuing Entity, County, Type of Debt, Purpose</u>	<u>Rating(s) Enhancmt</u>	<u>Type of Sale</u>	<u>Role, Participant</u>	<u>Maturity Date/ Type</u>	<u>Interest Rate/ Type</u>
09-17-99	\$875,000	Riverside Unified School District CFD No 8 Riverside CDIAC Number: 1999-1681 Limited tax obligation bond K-12 school facility	NR	Neg	(BC) Best Best & Krieger (TR) US Bank Corp Trust (UW) Stone & Youngberg	09-01-29 Comb	6.198 NIC

### YEARLY FISCAL STATUS REPORT INFORMATION

#### A. FUND BALANCES

<u>Year</u>	<u>Principal Amt Outstanding(\$)</u>	<u>Minimum Bond Reserve(\$)</u>	<u>Bond Reserve Fund(\$)</u>	<u>Capitalized Interest(\$)</u>	<u>Construction Fund(\$)</u>
01/02	850,000	67,010	67,423	0	408,889
02/03	835,000	67,010	68,751	0	412,877
03/04	805,000	67,010	67,553	0	414,763
05/06	790,000	67,010	70,279	0	268
06/07	775,000	67,010	69,763	0	281

#### B. TAX COLLECTION

<u>Year</u>	<u>Taxes Due(\$)</u>	<u>Taxes Unpaid(\$)</u>	<u>Percent</u>	<u>Teeter Plan</u>
01/02	71,244	2,089	3	No
02/03	74,169	2,215	3	No
03/04	74,169	1,500	2	No
05/06	66,912	1,226	2	No
06/07	71,516	5,411	8	No

#### C. DELINQUENT PARCELS

<u>Year</u>	<u>Reporting Date</u>	<u># of Parcels</u>	<u>Total Amount Due(\$)</u>
01/02	06-05-02	4	5,738
02/03	06-03-03	4	3,715
03/04	09-21-04	1	1,500
05/06	10-01-06	1	2,517
06/07	10-01-07	5	7,927

#### D. FORECLOSURE

<u># of Parcels</u>	<u>Total Amount of Taxes Due (\$)</u>
0	0
0	0
0	0
0	0
0	0

#### E. ASSESSED VALUE OF PARCELS

<u>Reporting Date</u>	<u>Appraisal/ Tax Roll</u>	<u>Assessed Value(\$)</u>
06-30-02	Tax Roll	12,978,614
06-30-03	Tax Roll	13,578,497
06-30-04	Tax Roll	13,858,706
07-01-06	Tax Roll	15,831,172
10-01-07	Tax Roll	17,308,932

#### F. MISCELLANEOUS





## 2007 MELLO-ROOS YEARLY FISCAL STATUS REPORT

<u>Date</u>	<u>Amount(\$)</u>	<u>Issuing Entity, County, Type of Debt, Purpose</u>	<u>Rating(s) Enhancmt</u>	<u>Type of Sale</u>	<u>Role, Participant</u>	<u>Maturity Date/ Type</u>	<u>Interest Rate/ Type</u>
03-28-01	\$4,430,000	Riverside Unified School District CFD No 9 Riverside CDIAC Number: 2001-0270 Limited tax obligation bond K-12 school facility IA Nos 1, 3 & 5	NR	Neg	(BC) Best Best & Krieger (FA) W J Fawell Co (TR) US Bank Corp Trust (UW) UBS PaineWebber	09-01-31 Comb	5.944 NIC

### YEARLY FISCAL STATUS REPORT INFORMATION

#### A. FUND BALANCES

<u>Year</u>	<u>Principal Amt Outstanding(\$)</u>	<u>Minimum Bond Reserve(\$)</u>	<u>Bond Reserve Fund(\$)</u>	<u>Capitalized Interest(\$)</u>	<u>Construction Fund(\$)</u>
01/02	4,430,000	336,010	345,181	0	217,866
03/04	4,300,000	318,743	358,345	0	543,443
04/05	4,230,000	318,743	371,460	0	4,593
05/06	4,155,000	318,743	383,671	0	4,751
06/07	4,080,000	318,743	331,691	0	2,013

#### B. TAX COLLECTION

<u>Year</u>	<u>Taxes Due(\$)</u>	<u>Taxes Unpaid(\$)</u>	<u>Percent</u>	<u>Teeter Plan</u>
01/02	324,236	10,806	3	No
03/04	355,712	2,105	1	No
04/05	337,891	3,626	1	No
05/06	321,003	8,390	3	No
06/07	304,955	10,775	4	No

#### C. DELINQUENT PARCELS

<u>Year</u>	<u>Reporting Date</u>	<u># of Parcels</u>	<u>Total Amount Due(\$)</u>
01/02	05-31-02	14	10,806
03/04	09-21-04	2	2,105
04/05	10-01-05	5	4,280
05/06	10-01-06	8	10,867
06/07	10-01-07	11	17,984

#### D. FORECLOSURE

<u># of Parcels</u>	<u>Total Amount of Taxes Due (\$)</u>
0	0
0	0
0	0
0	0
0	0

#### E. ASSESSED VALUE OF PARCELS

<u>Reporting Date</u>	<u>Appraisal/ Tax Roll</u>	<u>Assessed Value(\$)</u>
06-30-02	Tax Roll	92,602,789
07-01-04	Tax Roll	97,665,193
07-01-05	Tax Roll	103,663,243
07-01-06	Tax Roll	144,017,849
10-01-07	Tax Roll	149,812,490

#### F. MISCELLANEOUS



## 2007 MELLO-ROOS YEARLY FISCAL STATUS REPORT

<u>Date</u>	<u>Amount(\$)</u>	<u>Issuing Entity, County, Type of Debt, Purpose</u>	<u>Rating(s) Enhancmt</u>	<u>Type of Sale</u>	<u>Role, Participant</u>	<u>Maturity Date/ Type</u>	<u>Interest Rate/ Type</u>
10-11-01	\$1,396,000	Riverside Unified School District CFD No 9 Riverside CDIAC Number: 2001-1664 Limited tax obligation bond K-12 school facility IA No 4	NR	Neg	(BC) Best Best & Krieger (FA) W J Fawell Co (TR) US Bank Corp Trust (UW) UBS PaineWebber	09-01-31 Comb	6.124 NIC

### YEARLY FISCAL STATUS REPORT INFORMATION

#### A. FUND BALANCES

<u>Year</u>	<u>Principal Amt Outstanding(\$)</u>	<u>Minimum Bond Reserve(\$)</u>	<u>Bond Reserve Fund(\$)</u>	<u>Capitalized Interest(\$)</u>	<u>Construction Fund(\$)</u>
01/02	2,790,000	194,053	195,598	0	18,004
02/03	2,755,000	194,053	199,437	0	572
03/04	2,710,000	194,053	196,414	0	575
04/05	2,660,000	194,053	198,042	0	0
05/06	2,610,000	194,053	203,539	0	0
06/07	1,280,000	194,053	202,041	0	0

#### B. TAX COLLECTION

<u>Year</u>	<u>Taxes Due(\$)</u>	<u>Taxes Unpaid(\$)</u>	<u>Percent</u>	<u>Teeter Plan</u>
01/02	244,576	0	0	No
02/03	204,799	4,470	2	No
03/04	226,162	2,814	1	No
04/05	214,850	6,329	3	No
05/06	204,110	1,861	1	No
06/07	193,905	10,692	6	No

#### C. DELINQUENT PARCELS

<u>Year</u>	<u>Reporting Date</u>	<u># of Parcels</u>	<u>Total Amount Due(\$)</u>
01/02	05-31-02	0	0
02/03	06-03-03	5	4,470
03/04	09-21-04	2	5,378
04/05	10-01-05	8	6,329
05/06	10-01-06	2	1,861
06/07	10-01-07	11	10,692

#### D. FORECLOSURE

<u># of Parcels</u>	<u>Total Amount of Taxes Due (\$)</u>
0	0
0	0
0	0
0	0
0	0
0	0

#### E. ASSESSED VALUE OF PARCELS

<u>Reporting Date</u>	<u>Appraisal/ Tax Roll</u>	<u>Assessed Value(\$)</u>
10-16-02	Tax Roll	31,710,087
06-30-03	Tax Roll	50,631,605
06-30-04	Tax Roll	52,525,939
07-01-05	Tax Roll	56,909,082
07-01-06	Tax Roll	63,523,116
10-01-07	Tax Roll	67,643,479

#### F. MISCELLANEOUS

The 2001 Series B bond funds, assessed value, tax & delinquent information are combined.



## 2007 MELLO-ROOS YEARLY FISCAL STATUS REPORT

<u>Date</u>	<u>Amount(\$)</u>	<u>Issuing Entity, County, Type of Debt, Purpose</u>	<u>Rating(s) Enhancmt</u>	<u>Type of Sale</u>	<u>Role, Participant</u>	<u>Maturity Date/ Type</u>	<u>Interest Rate/ Type</u>
10-11-01	\$1,394,000	Riverside Unified School District CFD No 9 Riverside CDIAC Number: 2001-2001 Limited tax obligation bond Multiple capital improvements, public works IA No 4	NR	Neg	(BC) Best Best & Krieger (FA) W J Fawell Co (TR) US Bank Corp Trust (UW) UBS PaineWebber	09-01-31 Comb	6.124 NIC

### YEARLY FISCAL STATUS REPORT INFORMATION

#### A. FUND BALANCES

<u>Year</u>	<u>Principal Amt Outstanding(\$)</u>	<u>Minimum Bond Reserve(\$)</u>	<u>Bond Reserve Fund(\$)</u>	<u>Capitalized Interest(\$)</u>	<u>Construction Fund(\$)</u>
01/02	1,394,000	194,053	195,598	0	18,004
02/03	0	0	0	0	0
03/04	2,710,000	194,053	196,414	0	575
04/05	2,660,000	194,053	198,042	0	0
05/06	2,610,000	194,053	203,539	0	0
06/07	1,279,000	194,053	202,041	0	0

#### B. TAX COLLECTION

<u>Taxes Due(\$)</u>	<u>Taxes Unpaid(\$)</u>	<u>Percent</u>	<u>Teeter Plan</u>
244,576	0	0	No
0	0	0	No
226,162	2,814	1	No
214,850	6,329	3	No
204,110	1,861	1	No
193,905	10,692	6	No

#### C. DELINQUENT PARCELS

<u>Year</u>	<u>Reporting Date</u>	<u># of Parcels</u>	<u>Total Amount Due(\$)</u>
01/02	05-31-02	0	0
02/03	06-03-03	5	0
03/04	09-21-04	2	5,378
04/05	10-01-05	8	6,329
05/06	10-01-06	2	1,861
06/07	10-01-07	11	10,692

#### D. FORECLOSURE

<u># of Parcels</u>	<u>Total Amount of Taxes Due (\$)</u>
0	0
0	0
0	0
0	0
0	0
0	0

#### E. ASSESSED VALUE OF PARCELS

<u>Reporting Date</u>	<u>Appraisal/ Tax Roll</u>	<u>Assessed Value(\$)</u>
10-16-02	Tax Roll	31,710,087
06-30-03	Tax Roll	50,631,605
06-30-04	Tax Roll	52,525,939
07-01-05	Tax Roll	56,909,082
07-01-06	Tax Roll	63,523,116
07-01-07	Tax Roll	67,643,479

#### F. MISCELLANEOUS

The principal outstanding is the estimated amount of bonds outstanding for pro rata share of bonds issued to fund City facilities. The total amount of bonds outstanding for City and School facilities is equal to \$2,560,000

The 2001 Series B bond funds, assessed value, tax & delinquent information are combined.



## 2007 MELLO-ROOS YEARLY FISCAL STATUS REPORT

<u>Date</u>	<u>Amount(\$)</u>	<u>Issuing Entity, County, Type of Debt, Purpose</u>	<u>Rating(s) Enhancmt</u>	<u>Type of Sale</u>	<u>Role, Participant</u>	<u>Maturity Date/ Type</u>	<u>Interest Rate/ Type</u>
10-16-02	\$2,485,000	Riverside Unified School District CFD No 9 Riverside CDIAC Number: 2002-1753 Limited tax obligation bond K-12 school facility IA No 2	NR	Neg	(BC) Best Best & Krieger (FA) W J Fawell Co (TR) US Bank Natl Assoc (UW) UBS PaineWebber	09-01-32 Comb	5.382 NIC

### YEARLY FISCAL STATUS REPORT INFORMATION

#### A. FUND BALANCES

<u>Year</u>	<u>Principal Amt Outstanding(\$)</u>	<u>Minimum Bond Reserve(\$)</u>	<u>Bond Reserve Fund(\$)</u>	<u>Capitalized Interest(\$)</u>	<u>Construction Fund(\$)</u>
02/03	2,485,000	170,505	170,814	0	33,877
03/04	2,440,000	170,505	170,818	0	34,049
04/05	2,440,000	170,505	171,878	0	0
05/06	2,395,000	170,505	173,354	0	0
06/07	2,345,000	170,505	173,416	0	0

#### B. TAX COLLECTION

<u>Taxes Due(\$)</u>	<u>Taxes Unpaid(\$)</u>	<u>Percent</u>	<u>Teeter Plan</u>
0	0	0	No
182,938	5,215	3	No
179,582	2,286	1	No
185,417	5,581	3	No
176,147	5,351	3	No

#### C. DELINQUENT PARCELS

<u>Year</u>	<u>Reporting Date</u>	<u># of Parcels</u>	<u>Total Amount Due(\$)</u>
02/03		0	0
03/04	09-21-04	4	5,215
04/05	10-01-05	2	2,286
05/06	10-01-06	4	5,581
06/07	10-01-07	5	6,916

#### D. FORECLOSURE

<u># of Parcels</u>	<u>Total Amount of Taxes Due (\$)</u>
0	0
0	0
0	0
0	0
0	0

#### E. ASSESSED VALUE OF PARCELS

<u>Reporting Date</u>	<u>Appraisal/ Tax Roll</u>	<u>Assessed Value(\$)</u>
06-30-03	Tax Roll	27,533,328
06-30-04	Tax Roll	49,603,508
07-01-05	Tax Roll	52,106,625
07-01-06	Tax Roll	57,742,136
10-01-07	Tax Roll	60,139,057

#### F. MISCELLANEOUS



## 2007 MELLO-ROOS YEARLY FISCAL STATUS REPORT

<u>Date</u>	<u>Amount(\$)</u>	<u>Issuing Entity, County, Type of Debt, Purpose</u>	<u>Rating(s) Enhancmt</u>	<u>Type of Sale</u>	<u>Role, Participant</u>	<u>Maturity Date/ Type</u>	<u>Interest Rate/ Type</u>
10-01-02	\$3,630,000	Romoland School District CFD No 2001-1 Riverside CDIAC Number: 2002-1594 Limited tax obligation bond K-12 school facility	NR	Neg	(BC) Stradling Yocca (FA) CSG Advisors (TR) US Bank Natl Assoc (UW) Stone & Youngberg	09-01-33 Comb	6.066 TIC

### YEARLY FISCAL STATUS REPORT INFORMATION

#### A. FUND BALANCES

<u>Year</u>	<u>Principal Amt Outstanding(\$)</u>	<u>Minimum Bond Reserve(\$)</u>	<u>Bond Reserve Fund(\$)</u>	<u>Capitalized Interest(\$)</u>	<u>Construction Fund(\$)</u>
02/03	3,630,000	351,560	353,379	106,592	703,587
03/04	3,630,000	354,151	354,994	0	716,902
04/05	3,630,000	351,560	353,933	0	726,773
05/06	3,630,000	351,560	356,320	0	751,761
06/07	3,625,000	351,560	357,015	0	787,440

#### B. TAX COLLECTION

<u>Year</u>	<u>Taxes Due(\$)</u>	<u>Taxes Unpaid(\$)</u>	<u>Percent</u>	<u>Teeter Plan</u>
02/03	0	0	0	No
03/04	235,118	720	0	No
04/05	254,803	7,868	3	No
05/06	259,899	12,198	5	No
06/07	265,097	30,559	12	No

#### C. DELINQUENT PARCELS

<u>Year</u>	<u>Reporting Date</u>	<u># of Parcels</u>	<u>Total Amount Due(\$)</u>
02/03		0	0
03/04	06-30-04	1	720
04/05	07-29-05	9	7,868
05/06	10-01-06	13	13,562
06/07	09-11-07	25	36,750

#### D. FORECLOSURE

<u># of Parcels</u>	<u>Total Amount of Taxes Due (\$)</u>
0	0
0	0
0	0
0	0
0	0

#### E. ASSESSED VALUE OF PARCELS

<u>Reporting Date</u>	<u>Appraisal/ Tax Roll</u>	<u>Assessed Value(\$)</u>
06-30-03	Tax Roll	11,638,870
06-30-04	Tax Roll	42,733,685
07-01-05	Tax Roll	49,934,780
07-01-06	Tax Roll	56,864,818
07-01-07	Tax Roll	62,367,546

#### F. MISCELLANEOUS



## 2007 MELLO-ROOS YEARLY FISCAL STATUS REPORT

<u>Date</u>	<u>Amount(\$)</u>	<u>Issuing Entity, County, Type of Debt, Purpose</u>	<u>Rating(s) Enhancmt</u>	<u>Type of Sale</u>	<u>Role, Participant</u>	<u>Maturity Date/ Type</u>	<u>Interest Rate/ Type</u>
10-15-04	\$2,545,000	Romoland School District CFD No 2002-1 Riverside CDIAC Number: 2004-1704 Limited tax obligation bond K-12 school facility	NR	Neg	(BC) Stradling Yocca (FA) CSG Advisors (TR) US Bank Natl Assoc (UW) Stone & Youngberg	09-01-34 Comb	5.474 TIC

### YEARLY FISCAL STATUS REPORT INFORMATION

#### A. FUND BALANCES

<u>Year</u>	<u>Principal Amt Outstanding(\$)</u>	<u>Minimum Bond Reserve(\$)</u>	<u>Bond Reserve Fund(\$)</u>	<u>Capitalized Interest(\$)</u>	<u>Construction Fund(\$)</u>
04/05	2,545,000	170,565	171,713	0	7,235
05/06	2,485,000	170,565	172,874	0	65,473
06/07	2,440,000	170,565	173,211	0	68,580

#### B. TAX COLLECTION

<u>Taxes Due(\$)</u>	<u>Taxes Unpaid(\$)</u>	<u>Percent</u>	<u>Teeter Plan</u>
211,515	10,565	5	No
212,940	9,188	4	No
212,940	25,572	12	No

#### C. DELINQUENT PARCELS

<u>Year</u>	<u>Reporting Date</u>	<u># of Parcels</u>	<u>Total Amount Due(\$)</u>
04/05	07-29-05	11	10,565
05/06	10-01-06	9	11,841
06/07	09-11-07	24	30,729

#### D. FORECLOSURE

<u># of Parcels</u>	<u>Total Amount of Taxes Due (\$)</u>
0	0
0	0
0	0

#### E. ASSESSED VALUE OF PARCELS

<u>Reporting Date</u>	<u>Appraisal/ Tax Roll</u>	<u>Assessed Value(\$)</u>
07-01-05	Tax Roll	45,664,523
07-01-06	Tax Roll	49,689,352
07-01-07	Tax Roll	52,825,394

#### F. MISCELLANEOUS

Total Assessed Value includes Improvement Area A only.



## 2007 MELLO-ROOS YEARLY FISCAL STATUS REPORT

<u>Date</u>	<u>Amount(\$)</u>	<u>Issuing Entity, County, Type of Debt, Purpose</u>	<u>Rating(s) Enhancmt</u>	<u>Type of Sale</u>	<u>Role, Participant</u>	<u>Maturity Date/ Type</u>	<u>Interest Rate/ Type</u>
05-12-05	\$5,935,000	Romoland School District CFD No 2002-2 Riverside CDIAC Number: 2005-0140 Limited tax obligation bond Multiple capital improvements, public works McCall Canyon, Perris UHSD, Vly-Wide Rec & Pk Dist & Eastern MWD	NR      LOC	Neg	(BC) Stradling Yocca (FA) CSG Advisors (EN) Bank of the West (TR) US Bank Natl Assoc (UW) Stone & Youngberg	09-01-35 Comb	5.352 TIC

### YEARLY FISCAL STATUS REPORT INFORMATION

#### A. FUND BALANCES

<u>Year</u>	<u>Principal Amt Outstanding(\$)</u>	<u>Minimum Bond Reserve(\$)</u>	<u>Bond Reserve Fund(\$)</u>	<u>Capitalized Interest(\$)</u>	<u>Construction Fund(\$)</u>
04/05	5,935,000	527,815	528,049	232,048	3,444,902
05/06	5,935,000	527,815	534,968	4,268	3,368,786
06/07	5,930,000	527,815	538,166	0	722,744

#### B. TAX COLLECTION

<u>Taxes Due(\$)</u>	<u>Taxes Unpaid(\$)</u>	<u>Percent</u>	<u>Teeter Plan</u>
0	0	0	No
181,269	0	0	No
379,182	41,779	11	No

#### C. DELINQUENT PARCELS

<u>Year</u>	<u>Reporting Date</u>	<u># of Parcels</u>	<u>Total Amount Due(\$)</u>
04/05	06-30-05	0	0
05/06	10-01-06	0	0
06/07	09-11-07	21	41,779

#### D. FORECLOSURE

<u># of Parcels</u>	<u>Total Amount of Taxes Due (\$)</u>
0	0
0	0
0	0

#### E. ASSESSED VALUE OF PARCELS

<u>Reporting Date</u>	<u>Appraisal/ Tax Roll</u>	<u>Assessed Value(\$)</u>
07-01-05	Tax Roll	2,156,742
07-01-06	Tax Roll	52,389,092
07-01-07	Tax Roll	64,942,569

#### F. MISCELLANEOUS

The Construction Fund consists of \$1,963 in the School Facilities Subaccount, \$714,753 in the Perris Union High School District Facilities Subaccount and \$6,028 in the Other Facilities Subaccount.



## 2007 MELLO-ROOS YEARLY FISCAL STATUS REPORT

<u>Date</u>	<u>Amount(\$)</u>	<u>Issuing Entity, County, Type of Debt, Purpose</u>	<u>Rating(s) Enhancmt</u>	<u>Type of Sale</u>	<u>Role, Participant</u>	<u>Maturity Date/ Type</u>	<u>Interest Rate/ Type</u>
12-01-05	\$24,235,000	Romoland School District CFD No 2004-1 Riverside CDIAC Number: 2005-1789 Limited tax obligation bond K-12 school facility Heritage Lake IA No 1, School Facs & Cap Imp	NR	Neg	(BC) Stradling Yocca (FA) CSG Advisors (TR) US Bank Natl Assoc (UW) UBS Financial Services	09-01-38 Comb	5.462 TIC

### YEARLY FISCAL STATUS REPORT INFORMATION

#### A. FUND BALANCES

<u>Year</u>	<u>Principal Amt Outstanding(\$)</u>	<u>Minimum Bond Reserve(\$)</u>	<u>Bond Reserve Fund(\$)</u>	<u>Capitalized Interest(\$)</u>	<u>Construction Fund(\$)</u>
05/06	24,235,000	1,957,928	1,993,727	659,876	16,837,156
06/07	24,235,000	1,957,928	1,988,305	240	7,692,357

#### B. TAX COLLECTION

<u>Year</u>	<u>Taxes Due(\$)</u>	<u>Taxes Unpaid(\$)</u>	<u>Percent</u>	<u>Teeter Plan</u>
05/06	38,562	0	0	No
06/07	1,277,225	62,350	5	No

#### C. DELINQUENT PARCELS

<u>Year</u>	<u>Reporting Date</u>	<u># of Parcels</u>	<u>Total Amount Due(\$)</u>
05/06	10-01-06	0	0
06/07	09-11-07	40	62,350

#### D. FORECLOSURE

<u># of Parcels</u>	<u>Total Amount of Taxes Due (\$)</u>
0	0
0	0

#### E. ASSESSED VALUE OF PARCELS

<u>Reporting Date</u>	<u>Appraisal/ Tax Roll</u>	<u>Assessed Value(\$)</u>
07-01-06	Tax Roll	113,052,889
07-01-07	Tax Roll	211,246,822

#### F. MISCELLANEOUS

The Construction Fund consists of \$2,952,497 in the School Facilities Subaccount, \$4,739,860 in the EMWD Facilities Subaccount and \$0 in both the Flood and Park Facilities Subaccounts.





## 2007 MELLO-ROOS YEARLY FISCAL STATUS REPORT

<u>Date</u>	<u>Amount(\$)</u>	<u>Issuing Entity, County, Type of Debt, Purpose</u>	<u>Rating(s) Enhancmt</u>	<u>Type of Sale</u>	<u>Role, Participant</u>	<u>Maturity Date/ Type</u>	<u>Interest Rate/ Type</u>
12-01-05	\$18,115,000	Romoland School District CFD No 2004-1 Riverside CDIAC Number: 2005-1790 Limited tax obligation bond K-12 school facility Heitage Lake IA No 2, School Facs & Cap Imp	NR	Neg	(BC) Stradling Yocca (FA) CSG Advisors (TR) US Bank Natl Assoc (UW) UBS Financial Services	09-01-38 Comb	5.544 NIC

### YEARLY FISCAL STATUS REPORT INFORMATION

#### A. FUND BALANCES

<u>Year</u>	<u>Principal Amt Outstanding(\$)</u>	<u>Minimum Bond Reserve(\$)</u>	<u>Bond Reserve Fund(\$)</u>	<u>Capitalized Interest(\$)</u>	<u>Construction Fund(\$)</u>
05/06	18,115,000	1,043,058	1,062,129	548,476	10,326,388
06/07	18,115,000	1,043,058	1,059,241	872	8,340,651

#### B. TAX COLLECTION

<u>Year</u>	<u>Taxes Due(\$)</u>	<u>Taxes Unpaid(\$)</u>	<u>Percent</u>	<u>Teeter Plan</u>
05/06	0	0	0	No
06/07	677,515	3,958	1	No

#### C. DELINQUENT PARCELS

<u>Year</u>	<u>Reporting Date</u>	<u># of Parcels</u>	<u>Total Amount Due(\$)</u>
05/06	10-01-06	0	0
06/07	09-11-07	5	3,958

#### D. FORECLOSURE

<u># of Parcels</u>	<u>Total Amount of Taxes Due (\$)</u>
0	0
0	0

#### E. ASSESSED VALUE OF PARCELS

<u>Reporting Date</u>	<u>Appraisal/ Tax Roll</u>	<u>Assessed Value(\$)</u>
07-01-06	Tax Roll	22,723,951
07-01-07	Tax Roll	54,803,963

#### F. MISCELLANEOUS

The Construction Fund consists of \$4,000,278 in the EMWD Facilities Subaccount, \$2,379,895 in the Flood Facilities Subaccount and \$1,960,478 in the Park Facilities Subaccount.



## 2007 MELLO-ROOS YEARLY FISCAL STATUS REPORT

<u>Date</u>	<u>Amount(\$)</u>	<u>Issuing Entity, County, Type of Debt, Purpose</u>	<u>Rating(s) Enhancmt</u>	<u>Type of Sale</u>	<u>Role, Participant</u>	<u>Maturity Date/ Type</u>	<u>Interest Rate/ Type</u>
02-08-06	\$11,190,000	Romoland School District CFD No 2004-1 Riverside CDIAC Number: 2005-1791 Other note K-12 school facility Heritage Lake Federally Taxable	NR	Neg	(BC) Stradling Yocca (FA) CSG Advisors (UW) Menifee Development	02-01-36 Term	VAR

### YEARLY FISCAL STATUS REPORT INFORMATION

#### A. FUND BALANCES

<u>Year</u>	<u>Principal Amt Outstanding(\$)</u>	<u>Minimum Bond Reserve(\$)</u>	<u>Bond Reserve Fund(\$)</u>	<u>Capitalized Interest(\$)</u>	<u>Construction Fund(\$)</u>
06/07	11,190,000	0	0	0	0

#### B. TAX COLLECTION

<u>Taxes Due(\$)</u>	<u>Taxes Unpaid(\$)</u>	<u>Percent</u>	<u>Teeter Plan</u>
1,954,740	66,308	3	No

#### C. DELINQUENT PARCELS

<u>Year</u>	<u>Reporting Date</u>	<u># of Parcels</u>	<u>Total Amount Due(\$)</u>
06/07	09-11-07	45	66,308

#### D. FORECLOSURE

<u># of Parcels</u>	<u>Total Amount of Taxes Due (\$)</u>
0	0

#### E. ASSESSED VALUE OF PARCELS

<u>Reporting Date</u>	<u>Appraisal/ Tax Roll</u>	<u>Assessed Value(\$)</u>
07-01-07	Tax Roll	296,520,939

#### F. MISCELLANEOUS

Tax Collection and Delinquent Reporting information includes data for IA Nos 1 & 2 of CFD No 2004-1. Special taxes have not been levied in IA Nos 3 & 4.



## 2007 MELLO-ROOS YEARLY FISCAL STATUS REPORT

<u>Date</u>	<u>Amount(\$)</u>	<u>Issuing Entity, County, Type of Debt, Purpose</u>	<u>Rating(s) Enhancmt</u>	<u>Type of Sale</u>	<u>Role, Participant</u>	<u>Maturity Date/ Type</u>	<u>Interest Rate/ Type</u>
06-04-02	\$4,500,000	Romoland School District CFD No 91-1 Riverside CDIAC Number: 2002-1109 Limited tax obligation bond K-12 school facility Refunding	NR	Neg	(BC) Stradling Yocca (TR) US Bank Natl Assoc (UW) Stone & Youngberg	09-01-33 Comb	6.478 TIC

### YEARLY FISCAL STATUS REPORT INFORMATION

#### A. FUND BALANCES

<u>Year</u>	<u>Principal Amt Outstanding(\$)</u>	<u>Minimum Bond Reserve(\$)</u>	<u>Bond Reserve Fund(\$)</u>	<u>Capitalized Interest(\$)</u>	<u>Construction Fund(\$)</u>
01/02	4,500,000	345,000	345,000	44,000	2,301,567
02/03	4,500,000	450,000	450,497	28	2,202,314
03/04	4,500,000	450,000	452,555	0	1,332,535
04/05	4,500,000	799,549	801,902	0	3,571
05/06	4,500,000	799,549	804,282	0	3,686
06/07	4,500,000	799,549	813,444	0	3,861

#### B. TAX COLLECTION

<u>Taxes Due(\$)</u>	<u>Taxes Unpaid(\$)</u>	<u>Percent</u>	<u>Teeter Plan</u>
154,461	7,060	5	No
275,431	1,317	0	No
470,428	10,945	2	No
505,452	27,645	5	No
584,954	34,773	6	No
799,068	62,590	8	No

#### C. DELINQUENT PARCELS

<u>Year</u>	<u>Reporting Date</u>	<u># of Parcels</u>	<u>Total Amount Due(\$)</u>
01/02	07-25-02	38	8,346
02/03	07-29-03	3	1,533
03/04	06-30-04	12	10,945
04/05	07-28-05	35	27,645
05/06	10-01-06	40	39,433
06/07	09-11-07	61	80,454

#### D. FORECLOSURE

<u># of Parcels</u>	<u>Total Amount of Taxes Due (\$)</u>
0	0
0	0
0	0
0	0
0	0
0	0

#### E. ASSESSED VALUE OF PARCELS

<u>Reporting Date</u>	<u>Appraisal/ Tax Roll</u>	<u>Assessed Value(\$)</u>
06-30-02	Tax Roll	46,276,945
06-30-03	Tax Roll	74,059,428
06-30-04	Tax Roll	104,078,306
07-01-05	Tax Roll	143,319,430
07-01-06	Tax Roll	223,785,760
07-01-07	Tax Roll	275,224,514

#### F. MISCELLANEOUS

The Reserve requirement and balance combined for Series 2002 and 2004 Bonds.



## 2007 MELLO-ROOS YEARLY FISCAL STATUS REPORT

<u>Date</u>	<u>Amount(\$)</u>	<u>Issuing Entity, County, Type of Debt, Purpose</u>	<u>Rating(s) Enhancmt</u>	<u>Type of Sale</u>	<u>Role, Participant</u>	<u>Maturity Date/ Type</u>	<u>Interest Rate/ Type</u>
09-24-04	\$3,740,000	Romoland School District CFD No 91-1 Riverside CDIAC Number: 2004-1613 Limited tax obligation bond K-12 school facility	NR	Neg	(BC) Stradling Yocca (FA) CSG Advisors (TR) US Bank Natl Assoc (UW) Stone & Youngberg	09-01-34 Comb	5.596 TIC

### YEARLY FISCAL STATUS REPORT INFORMATION

#### A. FUND BALANCES

<u>Year</u>	<u>Principal Amt Outstanding(\$)</u>	<u>Minimum Bond Reserve(\$)</u>	<u>Bond Reserve Fund(\$)</u>	<u>Capitalized Interest(\$)</u>	<u>Construction Fund(\$)</u>
04/05	3,740,000	799,549	801,902	50	3,685
05/06	3,740,000	799,549	804,282	0	3,814
06/07	3,735,000	799,549	813,444	0	3,994

#### B. TAX COLLECTION

<u>Taxes Due(\$)</u>	<u>Taxes Unpaid(\$)</u>	<u>Percent</u>	<u>Teeter Plan</u>
505,452	27,645	5	No
584,954	34,773	6	No
799,068	62,590	8	No

#### C. DELINQUENT PARCELS

<u>Year</u>	<u>Reporting Date</u>	<u># of Parcels</u>	<u>Total Amount Due(\$)</u>
04/05	07-28-05	35	27,645
05/06	10-01-06	40	39,433
06/07	09-11-07	61	80,454

#### D. FORECLOSURE

<u># of Parcels</u>	<u>Total Amount of Taxes Due (\$)</u>
0	0
0	0
0	0

#### E. ASSESSED VALUE OF PARCELS

<u>Reporting Date</u>	<u>Appraisal/ Tax Roll</u>	<u>Assessed Value(\$)</u>
07-01-05	Tax Roll	143,319,430
07-01-06	Tax Roll	223,785,760
07-01-07	Tax Roll	275,224,514

#### F. MISCELLANEOUS

Bond Reserve Fund is based on total reserve requirement for both Series 2002 & 2004 Bonds.



## 2007 MELLO-ROOS YEARLY FISCAL STATUS REPORT

<u>Date</u>	<u>Amount(\$)</u>	<u>Issuing Entity, County, Type of Debt, Purpose</u>	<u>Rating(s) Enhancmt</u>	<u>Type of Sale</u>	<u>Role, Participant</u>	<u>Maturity Date/ Type</u>	<u>Interest Rate/ Type</u>
10-10-02	\$18,267,763	San Jacinto CFD No 2 Riverside CDIAC Number: 2002-1410 Limited tax obligation bond Multiple capital improvements, public works Sub Series B	NR	Neg	(BC) Best Best & Krieger (FA) Harrell & Co Advisors (TR) Union Bank of CA (UW) Elliott Associates	09-01-14 Comb	4.05 TIC

### YEARLY FISCAL STATUS REPORT INFORMATION

#### A. FUND BALANCES

<u>Year</u>	<u>Principal Amt Outstanding(\$)</u>	<u>Minimum Bond Reserve(\$)</u>	<u>Bond Reserve Fund(\$)</u>	<u>Capitalized Interest(\$)</u>	<u>Construction Fund(\$)</u>
05/06	18,267,763	0	0	0	0
06/07	18,267,763	0	0	0	0

#### B. TAX COLLECTION

<u>Taxes Due(\$)</u>	<u>Taxes Unpaid(\$)</u>	<u>Percent</u>	<u>Teeter Plan</u>
0	0	0	No
0	0	0	No

#### C. DELINQUENT PARCELS

<u>Year</u>	<u>Reporting Date</u>	<u># of Parcels</u>	<u>Total Amount Due(\$)</u>
05/06		0	0
06/07	07-01-07	0	0

#### D. FORECLOSURE

<u># of Parcels</u>	<u>Total Amount of Taxes Due (\$)</u>
0	0
0	0

#### E. ASSESSED VALUE OF PARCELS

<u>Reporting Date</u>	<u>Appraisal/ Tax Roll</u>	<u>Assessed Value(\$)</u>
		0
07-01-06	Tax Roll	97,014,421

#### F. MISCELLANEOUS



## 2007 MELLO-ROOS YEARLY FISCAL STATUS REPORT

<u>Date</u>	<u>Amount(\$)</u>	<u>Issuing Entity, County, Type of Debt, Purpose</u>	<u>Rating(s) Enhancmt</u>	<u>Type of Sale</u>	<u>Role, Participant</u>	<u>Maturity Date/ Type</u>	<u>Interest Rate/ Type</u>
10-01-02	\$9,360,000	San Jacinto CFD No 2 Riverside CDIAC Number: 2002-1412 Limited tax obligation bond Multiple capital improvements, public works Series A Refunding	S:BBB	Neg	(BC) NBS (FA) Harrell & Co Advisors (TR) Union Bank of CA (UW) O'Connor SWS Securities	09-01-14 Serial	4.275 TIC

### YEARLY FISCAL STATUS REPORT INFORMATION

#### A. FUND BALANCES

<u>Year</u>	<u>Principal Amt Outstanding(\$)</u>	<u>Minimum Bond Reserve(\$)</u>	<u>Bond Reserve Fund(\$)</u>	<u>Capitalized Interest(\$)</u>	<u>Construction Fund(\$)</u>
02/03	9,360,000	748,800	760,257	0	835,913
03/04	8,780,000	748,800	763,810	0	0
04/05	8,025,000	748,800	763,756	0	839,152
05/06	6,790,000	691,308	763,811	0	872,896
06/07	6,790,000	748,800	764,024	0	0

#### B. TAX COLLECTION

<u>Year</u>	<u>Taxes Due(\$)</u>	<u>Taxes Unpaid(\$)</u>	<u>Percent</u>	<u>Teeter Plan</u>
02/03	952,996	30,501	3	No
03/04	959,467	0	0	No
04/05	959,467	57,359	6	No
05/06	976,713	82,743	8	No
06/07	995,281	100,335	10	No

#### C. DELINQUENT PARCELS

<u>Year</u>	<u>Reporting Date</u>	<u># of Parcels</u>	<u>Total Amount Due(\$)</u>
02/03	06-30-03	47	30,501
03/04	06-30-04	19	12,517
04/05	06-30-05	61	61,722
05/06	06-30-06	77	92,351
06/07	06-30-07	81	135,783

#### D. FORECLOSURE

<u># of Parcels</u>	<u>Total Amount of Taxes Due (\$)</u>
0	0
0	0
0	0
0	0
0	0

#### E. ASSESSED VALUE OF PARCELS

<u>Reporting Date</u>	<u>Appraisal/ Tax Roll</u>	<u>Assessed Value(\$)</u>
06-30-03	Tax Roll	101,192,132
06-30-04	Tax Roll	108,438,303
06-30-05	Tax Roll	126,249,673
01-01-06	Tax Roll	148,490,175
06-30-07	Tax Roll	163,543,978

#### F. MISCELLANEOUS



## 2007 MELLO-ROOS YEARLY FISCAL STATUS REPORT

<u>Date</u>	<u>Amount(\$)</u>	<u>Issuing Entity, County, Type of Debt, Purpose</u>	<u>Rating(s) Enhancmt</u>	<u>Type of Sale</u>	<u>Role, Participant</u>	<u>Maturity Date/ Type</u>	<u>Interest Rate/ Type</u>
10-10-02	\$17,841,417	San Jacinto CFD No 2002-1 Riverside CDIAC Number: 2002-1409 Limited tax obligation bond Multiple capital improvements, public works Rancho San Jacinto Phase 2	NR	Neg	(BC) Best Best & Krieger (FA) Harrell & Co Advisors (TR) Union Bank of CA (UW) San Jacinto FA	09-01-34 Serial	6.611 NIC

### YEARLY FISCAL STATUS REPORT INFORMATION

#### A. FUND BALANCES

<u>Year</u>	<u>Principal Amt Outstanding(\$)</u>	<u>Minimum Bond Reserve(\$)</u>	<u>Bond Reserve Fund(\$)</u>	<u>Capitalized Interest(\$)</u>	<u>Construction Fund(\$)</u>
02/03	17,841,418	0	0	0	0
03/04	17,841,418	0	0	0	0
04/05	17,841,417	0	0	0	0
05/06	17,841,417	0	0	0	0

#### B. TAX COLLECTION

<u>Year</u>	<u>Taxes Due(\$)</u>	<u>Taxes Unpaid(\$)</u>	<u>Percent</u>	<u>Teeter Plan</u>
02/03	0	0	0	No
03/04	0	0	0	No
04/05	1,298,090	9,361	1	No
05/06	1,401,399	25,527	2	No

#### C. DELINQUENT PARCELS

<u>Year</u>	<u>Reporting Date</u>	<u># of Parcels</u>	<u>Total Amount Due(\$)</u>
02/03	06-20-03	0	0
03/04	06-30-04	0	0
04/05	08-01-05	9	9,361
05/06	08-14-06	25	31,346

#### D. FORECLOSURE

<u># of Parcels</u>	<u>Total Amount of Taxes Due (\$)</u>
0	0
0	0
9	9,361
3	2,776

#### E. ASSESSED VALUE OF PARCELS

<u>Reporting Date</u>	<u>Appraisal/ Tax Roll</u>	<u>Assessed Value(\$)</u>
06-30-03	Tax Roll	5,457,089
06-30-04	Tax Roll	11,298,100
07-01-05	Tax Roll	97,014,421
07-01-06	Tax Roll	152,217,200

#### F. MISCELLANEOUS

There is no requirement for a Reserve Fund at the CFD level as long as the San Jacinto Financing Authority owns all the Local Obligation Bonds. The Reserve Fund at the Authority level is funded through excess special taxes after the payment of debt service. There were no such excess special taxes for FY 2004-05 or FY 2005-06.



## 2007 MELLO-ROOS YEARLY FISCAL STATUS REPORT

<u>Date</u>	<u>Amount(\$)</u>	<u>Issuing Entity, County, Type of Debt, Purpose</u>	<u>Rating(s) Enhancmt</u>	<u>Type of Sale</u>	<u>Role, Participant</u>	<u>Maturity Date/ Type</u>	<u>Interest Rate/ Type</u>
09-22-05	\$2,450,000	San Jacinto Unified School District CFD No 2003-2 Riverside CDIAC Number: 2005-1666 Limited tax obligation bond Multiple capital improvements, public works Infrastructure	NR	Neg	(BC) Orrick Herrington (TR) Zions First Natl Bk (UW) Stone & Youngberg	09-01-35 Comb	4.974 NIC

### YEARLY FISCAL STATUS REPORT INFORMATION

#### A. FUND BALANCES

<u>Year</u>	<u>Principal Amt Outstanding(\$)</u>	<u>Minimum Bond Reserve(\$)</u>	<u>Bond Reserve Fund(\$)</u>	<u>Capitalized Interest(\$)</u>	<u>Construction Fund(\$)</u>
05/06	2,450,000	162,968	167,025	72,669	1,366,701
06/07	2,450,000	162,968	165,575	0	603,888

#### B. TAX COLLECTION

<u>Year</u>	<u>Taxes Due(\$)</u>	<u>Taxes Unpaid(\$)</u>	<u>Percent</u>	<u>Teeter Plan</u>
05/06	18,961	772	4	No
06/07	160,799	8,836	5	No

#### C. DELINQUENT PARCELS

<u>Year</u>	<u>Reporting Date</u>	<u># of Parcels</u>	<u>Total Amount Due(\$)</u>
05/06	06-30-06	2	772
06/07	06-30-07	16	11,732

#### D. FORECLOSURE

<u># of Parcels</u>	<u>Total Amount of Taxes Due (\$)</u>
0	0
0	0

#### E. ASSESSED VALUE OF PARCELS

<u>Reporting Date</u>	<u>Appraisal/ Tax Roll</u>	<u>Assessed Value(\$)</u>
07-01-06	Tax Roll	14,854,243
07-01-07	Tax Roll	54,395,792

#### F. MISCELLANEOUS





## 2007 MELLO-ROOS YEARLY FISCAL STATUS REPORT

<u>Date</u>	<u>Amount(\$)</u>	<u>Issuing Entity, County, Type of Debt, Purpose</u>	<u>Rating(s) Enhancmt</u>	<u>Type of Sale</u>	<u>Role, Participant</u>	<u>Maturity Date/ Type</u>	<u>Interest Rate/ Type</u>
05-26-05	\$3,675,000	San Jacinto Unified School District CFD No 2004-3 Riverside CDIAC Number: 2005-0586 Limited tax obligation bond Multiple capital improvements, public works Eastern Municipal WD	NR	Neg	(BC) Orrick Herrington (TR) Zions First Natl Bk (UW) Stone & Youngberg	09-01-35 Comb	5.026 NIC

### YEARLY FISCAL STATUS REPORT INFORMATION

#### A. FUND BALANCES

<u>Year</u>	<u>Principal Amt Outstanding(\$)</u>	<u>Minimum Bond Reserve(\$)</u>	<u>Bond Reserve Fund(\$)</u>	<u>Capitalized Interest(\$)</u>	<u>Construction Fund(\$)</u>
04/05	3,675,000	241,068	241,068	40,064	3,079,994
05/06	3,675,000	241,068	249,370	0	63,284
06/07	3,610,000	241,068	244,924	0	0

#### B. TAX COLLECTION

<u>Year</u>	<u>Taxes Due(\$)</u>	<u>Taxes Unpaid(\$)</u>	<u>Percent</u>	<u>Teeter Plan</u>
04/05	0	0	0	No
05/06	277,675	19,912	7	No
06/07	277,675	36,949	13	No

#### C. DELINQUENT PARCELS

<u>Year</u>	<u>Reporting Date</u>	<u># of Parcels</u>	<u>Total Amount Due(\$)</u>
04/05	06-30-05	0	0
05/06	06-30-06	28	19,912
06/07	06-30-07	49	36,949

#### D. FORECLOSURE

<u># of Parcels</u>	<u>Total Amount of Taxes Due (\$)</u>
0	0
0	0
37	27,122

#### E. ASSESSED VALUE OF PARCELS

<u>Reporting Date</u>	<u>Appraisal/ Tax Roll</u>	<u>Assessed Value(\$)</u>
03-29-05	Appraisal	51,500,000
07-01-06	Tax Roll	108,179,984
07-01-07	Tax Roll	111,344,691

#### F. MISCELLANEOUS



## 2007 MELLO-ROOS YEARLY FISCAL STATUS REPORT

<u>Date</u>	<u>Amount(\$)</u>	<u>Issuing Entity, County, Type of Debt, Purpose</u>	<u>Rating(s) Enhancmt</u>	<u>Type of Sale</u>	<u>Role, Participant</u>	<u>Maturity Date/ Type</u>	<u>Interest Rate/ Type</u>
06-09-05	\$1,800,000	San Jacinto Unified School District CFD No 2004-5 Riverside CDIAC Number: 2005-0585 Limited tax obligation bond Multiple capital improvements, public works Infrastructure	NR	Neg	(BC) Orrick Herrington (TR) Zions First Natl Bk (UW) Stone & Youngberg	09-01-35 Comb	4.936 NIC

### YEARLY FISCAL STATUS REPORT INFORMATION

#### A. FUND BALANCES

<u>Year</u>	<u>Principal Amt Outstanding(\$)</u>	<u>Minimum Bond Reserve(\$)</u>	<u>Bond Reserve Fund(\$)</u>	<u>Capitalized Interest(\$)</u>	<u>Construction Fund(\$)</u>
04/05	1,800,000	120,368	120,368	101,171	1,277,946
05/06	1,800,000	120,368	124,394	45,037	10,307
06/07	1,800,000	120,368	124,773	0	0

#### B. TAX COLLECTION

<u>Year</u>	<u>Taxes Due(\$)</u>	<u>Taxes Unpaid(\$)</u>	<u>Percent</u>	<u>Teeter Plan</u>
04/05	0	0	0	No
05/06	77,837	5,689	7	No
06/07	135,504	22,435	17	No

#### C. DELINQUENT PARCELS

<u>Year</u>	<u>Reporting Date</u>	<u># of Parcels</u>	<u>Total Amount Due(\$)</u>
04/05	06-30-05	0	0
05/06	06-30-06	6	5,689
06/07	06-30-07	45	45,149

#### D. FORECLOSURE

<u># of Parcels</u>	<u>Total Amount of Taxes Due (\$)</u>
0	0
0	0
33	18,729

#### E. ASSESSED VALUE OF PARCELS

<u>Reporting Date</u>	<u>Appraisal/ Tax Roll</u>	<u>Assessed Value(\$)</u>
04-29-05	Appraisal	20,700,000
07-01-06	Tax Roll	38,427,586
07-01-07	Tax Roll	74,639,218

#### F. MISCELLANEOUS



## 2007 MELLO-ROOS YEARLY FISCAL STATUS REPORT

<u>Date</u>	<u>Amount(\$)</u>	<u>Issuing Entity, County, Type of Debt, Purpose</u>	<u>Rating(s) Enhancmt</u>	<u>Type of Sale</u>	<u>Role, Participant</u>	<u>Maturity Date/ Type</u>	<u>Interest Rate/ Type</u>
09-20-06	\$2,690,000	San Jacinto Unified School District CFD No 2005-1 Riverside CDIAC Number: 2006-1063 Limited tax obligation bond Multiple capital improvements, public works Park Meadows - Eastern MWD Facs	NR	Neg	(BC) Orrick Herrington (TR) Zions First Natl Bk (UW) Stone & Youngberg	09-01-36 Comb	4.969 NIC

### YEARLY FISCAL STATUS REPORT INFORMATION

#### A. FUND BALANCES

<u>Year</u>	<u>Principal Amt Outstanding(\$)</u>	<u>Minimum Bond Reserve(\$)</u>	<u>Bond Reserve Fund(\$)</u>	<u>Capitalized Interest(\$)</u>	<u>Construction Fund(\$)</u>
06/07	2,690,000	234,057	237,798	73,397	445,506

#### B. TAX COLLECTION

<u>Taxes Due(\$)</u>	<u>Taxes Unpaid(\$)</u>	<u>Percent</u>	<u>Teeter Plan</u>
136,781	14,212	10	No

#### C. DELINQUENT PARCELS

<u>Year</u>	<u>Reporting Date</u>	<u># of Parcels</u>	<u>Total Amount Due(\$)</u>
06/07	06-30-07	22	14,212

#### D. FORECLOSURE

<u># of Parcels</u>	<u>Total Amount of Taxes Due (\$)</u>
20	12,722

#### E. ASSESSED VALUE OF PARCELS

<u>Reporting Date</u>	<u>Appraisal/ Tax Roll</u>	<u>Assessed Value(\$)</u>
07-15-06	Appraisal	48,100,000

#### F. MISCELLANEOUS



## 2007 MELLO-ROOS YEARLY FISCAL STATUS REPORT

<u>Date</u>	<u>Amount(\$)</u>	<u>Issuing Entity, County, Type of Debt, Purpose</u>	<u>Rating(s) Enhancmt</u>	<u>Type of Sale</u>	<u>Role, Participant</u>	<u>Maturity Date/ Type</u>	<u>Interest Rate/ Type</u>
04-07-06	\$2,330,000	San Jacinto Unified School District CFD No 2005-4 Riverside CDIAC Number: 2006-0302 Limited tax obligation bond Multiple capital improvements, public works Flowerwood & Monte Carlo EMWD Facs	NR	Neg	(BC) Orrick Herrington (TR) Zions First Natl Bk (UW) Stone & Youngberg	09-01-36 Comb	5.047 NIC

### YEARLY FISCAL STATUS REPORT INFORMATION

#### A. FUND BALANCES

<u>Year</u>	<u>Principal Amt Outstanding(\$)</u>	<u>Minimum Bond Reserve(\$)</u>	<u>Bond Reserve Fund(\$)</u>	<u>Capitalized Interest(\$)</u>	<u>Construction Fund(\$)</u>
05/06	2,330,000	204,679	204,846	117,037	1,248,180
06/07	2,330,000	204,680	207,286	29,661	151,652

#### B. TAX COLLECTION

<u>Taxes Due(\$)</u>	<u>Taxes Unpaid(\$)</u>	<u>Percent</u>	<u>Teeter Plan</u>
0	0	0	No
47,468	6,649	14	No

#### C. DELINQUENT PARCELS

<u>Year</u>	<u>Reporting Date</u>	<u># of Parcels</u>	<u>Total Amount Due(\$)</u>
05/06	06-30-06	0	0
06/07	06-30-07	15	6,649

#### D. FORECLOSURE

<u># of Parcels</u>	<u>Total Amount of Taxes Due (\$)</u>
0	0
10	4,803

#### E. ASSESSED VALUE OF PARCELS

<u>Reporting Date</u>	<u>Appraisal/ Tax Roll</u>	<u>Assessed Value(\$)</u>
03-17-06	Appraisal	29,820,000
07-01-07	Tax Roll	49,821,490

#### F. MISCELLANEOUS



## 2007 MELLO-ROOS YEARLY FISCAL STATUS REPORT

<u>Date</u>	<u>Amount(\$)</u>	<u>Issuing Entity, County, Type of Debt, Purpose</u>	<u>Rating(s) Enhancmt</u>	<u>Type of Sale</u>	<u>Role, Participant</u>	<u>Maturity Date/ Type</u>	<u>Interest Rate/ Type</u>
07-28-06	\$2,565,000	San Jacinto Unified School District CFD No 2006-1 Riverside CDIAC Number: 2006-1025 Limited tax obligation bond Multiple capital improvements, public works Eastern Municipal WD	NR	Neg	(BC) Orrick Herrington (TR) Zions First Natl Bk (UW) Stone & Youngberg	09-01-36 Comb	5.143 NIC

### YEARLY FISCAL STATUS REPORT INFORMATION

#### A. FUND BALANCES

<u>Year</u>	<u>Principal Amt Outstanding(\$)</u>	<u>Minimum Bond Reserve(\$)</u>	<u>Bond Reserve Fund(\$)</u>	<u>Capitalized Interest(\$)</u>	<u>Construction Fund(\$)</u>
06/07	2,565,000	173,830	176,613	73,094	60,890

#### B. TAX COLLECTION

<u>Taxes Due(\$)</u>	<u>Taxes Unpaid(\$)</u>	<u>Percent</u>	<u>Teeter Plan</u>
0	0	0	No

#### C. DELINQUENT PARCELS

<u>Year</u>	<u>Reporting Date</u>	<u># of Parcels</u>	<u>Total Amount Due(\$)</u>
06/07	06-30-07	0	0

#### D. FORECLOSURE

<u># of Parcels</u>	<u>Total Amount of Taxes Due (\$)</u>
0	0

#### E. ASSESSED VALUE OF PARCELS

<u>Reporting Date</u>	<u>Appraisal/ Tax Roll</u>	<u>Assessed Value(\$)</u>
06-15-06	Appraisal	48,550,000

#### F. MISCELLANEOUS



## 2007 MELLO-ROOS YEARLY FISCAL STATUS REPORT

<u>Date</u>	<u>Amount(\$)</u>	<u>Issuing Entity, County, Type of Debt, Purpose</u>	<u>Rating(s) Enhancmt</u>	<u>Type of Sale</u>	<u>Role, Participant</u>	<u>Maturity Date/ Type</u>	<u>Interest Rate/ Type</u>
06-11-98	\$18,690,000	Temecula CFD No 88-12 Riverside CDIAC Number: 1997-1670 Limited tax obligation bond Multiple capital improvements, public works Ynez Corridor Refunding	NR	Neg	(BC) Quint & Thimmig (FA) Fieldman Rolapp (TR) US Bank Corp Trust (UW) Stone & Youngberg	09-01-17 Comb	5.682 TIC

### YEARLY FISCAL STATUS REPORT INFORMATION

#### A. FUND BALANCES

<u>Year</u>	<u>Principal Amt Outstanding(\$)</u>	<u>Minimum Bond Reserve(\$)</u>	<u>Bond Reserve Fund(\$)</u>	<u>Capitalized Interest(\$)</u>	<u>Construction Fund(\$)</u>	<u>Taxes Due(\$)</u>	<u>Taxes Unpaid(\$)</u>	<u>Percent</u>	<u>Teeter Plan</u>
01/02	15,345,000	1,531,469	1,531,469	0	0	1,462,078	190,190	13	No
02/03	14,645,000	1,531,469	1,573,286	0	0	1,516,094	112,680	7	No
03/04	13,910,000	1,531,469	1,573,989	0	0	1,513,635	104,265	7	No
04/05	13,140,000	1,531,469	1,531,671	0	0	1,691,141	1,626	0	No
05/06	12,330,000	1,531,469	1,531,471	0	0	1,449,730	15,971	1	No
06/07	0	1,531,469	1,531,469	0	1,373,984	1,573,529	36,153	2	No

#### B. TAX COLLECTION

#### C. DELINQUENT PARCELS

<u>Year</u>	<u>Reporting Date</u>	<u># of Parcels</u>	<u>Total Amount Due(\$)</u>	<u># of Parcels</u>	<u>Total Amount of Taxes Due (\$)</u>	<u>Reporting Date</u>	<u>Appraisal/ Tax Roll</u>	<u>Assessed Value(\$)</u>
01/02	09-30-02	32	218,592	18	165,918	09-30-02	Tax Roll	507,173,208
02/03	06-30-03	32	218,592	0	0	09-30-03	Tax Roll	511,854,063
03/04	06-30-04	33	203,725	26	198,368	09-30-04	Tax Roll	616,698,365
04/05	09-30-05	13	1,626	0	0	09-30-05	Tax Roll	648,112,428
05/06	06-30-06	23	15,971	0	0	01-01-06	Tax Roll	726,986,484
06/07	06-30-07	31	36,773	0	0	06-30-07	Tax Roll	859,300,517

#### D. FORECLOSURE

#### E. ASSESSED VALUE OF PARCELS

#### F. MISCELLANEOUS



## 2007 MELLO-ROOS YEARLY FISCAL STATUS REPORT

<u>Date</u>	<u>Amount(\$)</u>	<u>Issuing Entity, County, Type of Debt, Purpose</u>	<u>Rating(s) Enhancmt</u>	<u>Type of Sale</u>	<u>Role, Participant</u>	<u>Maturity Date/ Type</u>	<u>Interest Rate/ Type</u>
08-09-06	\$14,470,000	Temecula Public Financing Authority CFD No 01-2 Riverside CDIAC Number: 2006-0983 Limited tax obligation bond Multiple capital improvements, public works Harveston Series A Refunding	S:AAA/BBB     Ins	Neg	(BC) Quint & Thimmig (FA) Fieldman Rolapp (EN) Ambac (TR) US Bank Natl Assoc (UW) Stone & Youngberg	09-01-36 Comb	4.571 NIC

### YEARLY FISCAL STATUS REPORT INFORMATION

#### A. FUND BALANCES

<u>Year</u>	<u>Principal Amt Outstanding(\$)</u>	<u>Minimum Bond Reserve(\$)</u>	<u>Bond Reserve Fund(\$)</u>	<u>Capitalized Interest(\$)</u>	<u>Construction Fund(\$)</u>
06/07	14,470,000	880,775	901,506	0	247,812

#### B. TAX COLLECTION

<u>Taxes Due(\$)</u>	<u>Taxes Unpaid(\$)</u>	<u>Percent</u>	<u>Teeter Plan</u>
1,117,371	63,792	6	No

#### C. DELINQUENT PARCELS

<u>Year</u>	<u>Reporting Date</u>	<u># of Parcels</u>	<u>Total Amount Due(\$)</u>
06/07	09-30-07	252	165,993

#### D. FORECLOSURE

<u># of Parcels</u>	<u>Total Amount of Taxes Due (\$)</u>
0	0

#### E. ASSESSED VALUE OF PARCELS

<u>Reporting Date</u>	<u>Appraisal/ Tax Roll</u>	<u>Assessed Value(\$)</u>
06-30-07	Tax Roll	664,978,054

#### F. MISCELLANEOUS



## 2007 MELLO-ROOS YEARLY FISCAL STATUS REPORT

<u>Date</u>	<u>Amount(\$)</u>	<u>Issuing Entity, County, Type of Debt, Purpose</u>	<u>Rating(s) Enhancmt</u>	<u>Type of Sale</u>	<u>Role, Participant</u>	<u>Maturity Date/ Type</u>	<u>Interest Rate/ Type</u>
08-09-06	\$3,075,000	Temecula Public Financing Authority CFD No 01-2 Riverside CDIAC Number: 2006-0984 Limited tax obligation bond Multiple capital improvements, public works Harveston Sub Series B Refunding	NR	Neg	(BC) Quint & Thimmig (FA) Fieldman Rolapp (TR) US Bank Natl Assoc (UW) Stone & Youngberg	09-01-36 Comb	5.12 NIC

### YEARLY FISCAL STATUS REPORT INFORMATION

#### A. FUND BALANCES

<u>Year</u>	<u>Principal Amt Outstanding(\$)</u>	<u>Minimum Bond Reserve(\$)</u>	<u>Bond Reserve Fund(\$)</u>	<u>Capitalized Interest(\$)</u>	<u>Construction Fund(\$)</u>
06/07	3,075,000	202,893	212,272	0	250,571

#### B. TAX COLLECTION

<u>Taxes Due(\$)</u>	<u>Taxes Unpaid(\$)</u>	<u>Percent</u>	<u>Teeter Plan</u>
1,117,371	63,792	6	No

#### C. DELINQUENT PARCELS

<u>Year</u>	<u>Reporting Date</u>	<u># of Parcels</u>	<u>Total Amount Due(\$)</u>
06/07	09-30-07	252	165,993

#### D. FORECLOSURE

<u># of Parcels</u>	<u>Total Amount of Taxes Due (\$)</u>
0	0

#### E. ASSESSED VALUE OF PARCELS

<u>Reporting Date</u>	<u>Appraisal/ Tax Roll</u>	<u>Assessed Value(\$)</u>
06-30-07	Tax Roll	664,978,054

#### F. MISCELLANEOUS





## 2007 MELLO-ROOS YEARLY FISCAL STATUS REPORT

<u>Date</u>	<u>Amount(\$)</u>	<u>Issuing Entity, County, Type of Debt, Purpose</u>	<u>Rating(s) Enhancmt</u>	<u>Type of Sale</u>	<u>Role, Participant</u>	<u>Maturity Date/ Type</u>	<u>Interest Rate/ Type</u>
04-13-06	\$51,250,000	Temecula Public Financing Authority CFD No 03-02 Riverside CDIAC Number: 2006-0129 Limited tax obligation bond Multiple capital improvements, public works Roripaugh Ranch Refunding	NR	Neg	(BC) Quint & Thimmig (FA) Fieldman Rolapp (TR) US Bank Natl Assoc (UW) Stone & Youngberg	09-01-36 Comb	5.599 TIC

### YEARLY FISCAL STATUS REPORT INFORMATION

#### A. FUND BALANCES

<u>Year</u>	<u>Principal Amt Outstanding(\$)</u>	<u>Minimum Bond Reserve(\$)</u>	<u>Bond Reserve Fund(\$)</u>	<u>Capitalized Interest(\$)</u>	<u>Construction Fund(\$)</u>
05/06	51,250,000	3,503,850	3,518,183	946,114	1,067,057
06/07	51,250,000	3,503,850	3,685,155	0	42,257,722

#### B. TAX COLLECTION

<u>Year</u>	<u>Taxes Due(\$)</u>	<u>Taxes Unpaid(\$)</u>	<u>Percent</u>	<u>Teeter Plan</u>
05/06	0	0	0	No
06/07	3,543,083	2,035,914	57	No

#### C. DELINQUENT PARCELS

<u>Year</u>	<u>Reporting Date</u>	<u># of Parcels</u>	<u>Total Amount Due(\$)</u>
05/06	06-30-06	0	0
06/07	06-30-07	309	2,035,914

#### D. FORECLOSURE

<u># of Parcels</u>	<u>Total Amount of Taxes Due (\$)</u>
0	0
0	0

#### E. ASSESSED VALUE OF PARCELS

<u>Reporting Date</u>	<u>Appraisal/ Tax Roll</u>	<u>Assessed Value(\$)</u>
01-01-06	Appraisal	51,168,351
06-30-07	Tax Roll	63,674,234

#### F. MISCELLANEOUS



## 2007 MELLO-ROOS YEARLY FISCAL STATUS REPORT

<u>Date</u>	<u>Amount(\$)</u>	<u>Issuing Entity, County, Type of Debt, Purpose</u>	<u>Rating(s) Enhancmt</u>	<u>Type of Sale</u>	<u>Role, Participant</u>	<u>Maturity Date/ Type</u>	<u>Interest Rate/ Type</u>
12-18-03	\$30,990,000	Temecula Public Financing Authority CFD No 03-03 Riverside CDIAC Number: 2003-0291 Limited tax obligation bond Multiple capital improvements, public works Wolf Creek	NR	Neg	(BC) Quint & Thimmig (FA) Fieldman Rolapp (TR) US Bank Natl Assoc (UW) Stone & Youngberg	09-01-34 Comb	5.803 NIC

### YEARLY FISCAL STATUS REPORT INFORMATION

#### A. FUND BALANCES

<u>Year</u>	<u>Principal Amt Outstanding(\$)</u>	<u>Minimum Bond Reserve(\$)</u>	<u>Bond Reserve Fund(\$)</u>	<u>Capitalized Interest(\$)</u>	<u>Construction Fund(\$)</u>
03/04	30,990,000	2,171,120	2,182,687	4,484	21,063,101
04/05	30,490,000	2,171,120	2,171,120	29	19,302,641
05/06	29,980,000	2,171,120	2,171,120	0	4,040,133
06/07	29,980,000	2,171,120	2,171,120	0	12,443,464

#### B. TAX COLLECTION

<u>Year</u>	<u>Taxes Due(\$)</u>	<u>Taxes Unpaid(\$)</u>	<u>Percent</u>	<u>Teeter Plan</u>
03/04	0	0	0	No
04/05	2,120,089	0	0	No
05/06	2,212,966	15,426	1	No
06/07	2,212,215	113,519	5	No

#### C. DELINQUENT PARCELS

<u>Year</u>	<u>Reporting Date</u>	<u># of Parcels</u>	<u>Total Amount Due(\$)</u>
03/04	06-30-04	0	0
04/05	09-30-05	0	0
05/06	06-30-06	22	15,426
06/07	06-30-07	116	116,177

#### D. FORECLOSURE

<u># of Parcels</u>	<u>Total Amount of Taxes Due (\$)</u>
0	0
0	0
0	0
0	0

#### E. ASSESSED VALUE OF PARCELS

<u>Reporting Date</u>	<u>Appraisal/ Tax Roll</u>	<u>Assessed Value(\$)</u>
09-30-04	Tax Roll	12,261,441
09-30-05	Tax Roll	174,342,692
01-01-06	Tax Roll	377,289,387
06-30-07	Tax Roll	591,547,711

#### F. MISCELLANEOUS



## 2007 MELLO-ROOS YEARLY FISCAL STATUS REPORT

<u>Date</u>	<u>Amount(\$)</u>	<u>Issuing Entity, County, Type of Debt, Purpose</u>	<u>Rating(s) Enhancmt</u>	<u>Type of Sale</u>	<u>Role, Participant</u>	<u>Maturity Date/ Type</u>	<u>Interest Rate/ Type</u>
08-27-04	\$4,845,000	Temecula Public Financing Authority CFD No 03-06 Riverside CDIAC Number: 2004-0567 Limited tax obligation bond Street construction and improvements Harveston II	NR	Neg	(BC) Quint & Thimmig (FA) Fieldman Rolapp (TR) US Bank Natl Assoc (UW) Stone & Youngberg	09-01-34 Comb	5.512 NIC

### YEARLY FISCAL STATUS REPORT INFORMATION

#### A. FUND BALANCES

<u>Year</u>	<u>Principal Amt Outstanding(\$)</u>	<u>Minimum Bond Reserve(\$)</u>	<u>Bond Reserve Fund(\$)</u>	<u>Capitalized Interest(\$)</u>	<u>Construction Fund(\$)</u>
03/04	4,845,000	337,875	337,875	245,009	3,825,457
04/05	4,845,000	337,875	334,129	3,109	3,896,267
05/06	4,760,000	337,875	353,643	0	1,759,333
06/07	4,760,000	337,875	351,349	0	478,339

#### B. TAX COLLECTION

<u>Year</u>	<u>Taxes Due(\$)</u>	<u>Taxes Unpaid(\$)</u>	<u>Percent</u>	<u>Teeter Plan</u>
03/04	0	0	0	No
04/05	0	0	0	No
05/06	355,573	6,312	2	No
06/07	360,835	20,439	6	No

#### C. DELINQUENT PARCELS

<u>Year</u>	<u>Reporting Date</u>	<u># of Parcels</u>	<u>Total Amount Due(\$)</u>
03/04	06-30-04	0	0
04/05	09-30-05	0	0
05/06	06-30-06	32	6,312
06/07	06-30-07	80	20,766

#### D. FORECLOSURE

<u># of Parcels</u>	<u>Total Amount of Taxes Due (\$)</u>
0	0
0	0
0	0
0	0

#### E. ASSESSED VALUE OF PARCELS

<u>Reporting Date</u>	<u>Appraisal/ Tax Roll</u>	<u>Assessed Value(\$)</u>
09-30-04	Tax Roll	14,001,632
09-30-05	Tax Roll	185,867
01-01-06	Tax Roll	377,528,118
06-30-07	Tax Roll	522,296,258

#### F. MISCELLANEOUS



## 2007 MELLO-ROOS YEARLY FISCAL STATUS REPORT

<u>Date</u>	<u>Amount(\$)</u>	<u>Issuing Entity, County, Type of Debt, Purpose</u>	<u>Rating(s) Enhancmt</u>	<u>Type of Sale</u>	<u>Role, Participant</u>	<u>Maturity Date/ Type</u>	<u>Interest Rate/ Type</u>
07-24-03	\$12,155,000	Temecula Public Financing Authority CFD No 03-1 Riverside CDIAC Number: 2003-0290 Limited tax obligation bond Multiple capital improvements, public works Crowne Hill	NR	Neg	(BC) Quint & Thimmig (FA) Fieldman Rolapp (TR) US Bank Natl Assoc (UW) Stone & Youngberg	09-01-33 Comb	5.895 NIC

### YEARLY FISCAL STATUS REPORT INFORMATION

#### A. FUND BALANCES

<u>Year</u>	<u>Principal Amt Outstanding(\$)</u>	<u>Minimum Bond Reserve(\$)</u>	<u>Bond Reserve Fund(\$)</u>	<u>Capitalized Interest(\$)</u>	<u>Construction Fund(\$)</u>
03/04	12,005,000	863,900	863,900	0	3,697,772
04/05	11,805,000	863,900	863,904	0	2,803,958
05/06	11,600,000	863,900	863,904	0	631,898
06/07	11,600,000	863,900	863,900	0	1,417,790

#### B. TAX COLLECTION

<u>Year</u>	<u>Taxes Due(\$)</u>	<u>Taxes Unpaid(\$)</u>	<u>Percent</u>	<u>Teeter Plan</u>
03/04	850,903	4,167	0	No
04/05	911,826	17,876	2	No
05/06	1,115,305	77,488	7	No
06/07	1,117,218	94,553	8	No

#### C. DELINQUENT PARCELS

<u>Year</u>	<u>Reporting Date</u>	<u># of Parcels</u>	<u>Total Amount Due(\$)</u>
03/04	06-30-04	9	4,167
04/05	09-30-05	25	17,876
05/06	06-30-06	62	77,488
06/07	06-30-07	80	105,196

#### D. FORECLOSURE

<u># of Parcels</u>	<u>Total Amount of Taxes Due (\$)</u>
0	0
0	0
0	0
0	0

#### E. ASSESSED VALUE OF PARCELS

<u>Reporting Date</u>	<u>Appraisal/ Tax Roll</u>	<u>Assessed Value(\$)</u>
09-30-04	Tax Roll	125,768,062
09-30-05	Tax Roll	321,140,181
01-01-06	Tax Roll	376,139,356
06-30-07	Tax Roll	408,064,955

#### F. MISCELLANEOUS



## 2007 MELLO-ROOS YEARLY FISCAL STATUS REPORT

<u>Date</u>	<u>Amount(\$)</u>	<u>Issuing Entity, County, Type of Debt, Purpose</u>	<u>Rating(s) Enhancmt</u>	<u>Type of Sale</u>	<u>Role, Participant</u>	<u>Maturity Date/ Type</u>	<u>Interest Rate/ Type</u>
08-05-05	\$3,865,000	Temecula Public Financing Authority CFD No 03-1 Riverside CDIAC Number: 2005-1248 Limited tax obligation bond Multiple capital improvements, public works Crowne Hill	NR	Neg	(BC) A D Jack & Co (FA) Fieldman Rolapp (TR) US Bank Natl Assoc (UW) Stone & Youngberg	09-01-35 Comb	5.156 TIC

### YEARLY FISCAL STATUS REPORT INFORMATION

#### A. FUND BALANCES

<u>Year</u>	<u>Principal Amt Outstanding(\$)</u>	<u>Minimum Bond Reserve(\$)</u>	<u>Bond Reserve Fund(\$)</u>	<u>Capitalized Interest(\$)</u>	<u>Construction Fund(\$)</u>
04/05	3,865,000	222,950	223,092	0	3,340,572
05/06	3,835,000	222,950	229,260	0	631,898
06/07	3,835,000	353,284	240,141	0	3,680,369

#### B. TAX COLLECTION

<u>Year</u>	<u>Taxes Due(\$)</u>	<u>Taxes Unpaid(\$)</u>	<u>Percent</u>	<u>Teeter Plan</u>
04/05	911,826	17,876	2	No
05/06	1,115,305	77,488	7	No
06/07	1,117,218	94,553	8	No

#### C. DELINQUENT PARCELS

<u>Year</u>	<u>Reporting Date</u>	<u># of Parcels</u>	<u>Total Amount Due(\$)</u>
04/05	09-30-05	25	17,876
05/06	06-30-06	62	77,488
06/07	06-30-07	80	105,196

#### D. FORECLOSURE

<u># of Parcels</u>	<u>Total Amount of Taxes Due (\$)</u>
0	0
0	0
0	0

#### E. ASSESSED VALUE OF PARCELS

<u>Reporting Date</u>	<u>Appraisal/ Tax Roll</u>	<u>Assessed Value(\$)</u>
09-30-05	Tax Roll	321,140,181
01-01-06	Tax Roll	376,139,356
06-30-07	Tax Roll	408,064,955

#### F. MISCELLANEOUS



## 2007 MELLO-ROOS YEARLY FISCAL STATUS REPORT

<u>Date</u>	<u>Amount(\$)</u>	<u>Issuing Entity, County, Type of Debt, Purpose</u>	<u>Rating(s) Enhancmt</u>	<u>Type of Sale</u>	<u>Role, Participant</u>	<u>Maturity Date/ Type</u>	<u>Interest Rate/ Type</u>
11-19-02	\$4,690,000	Temecula Valley Unified School District CFD No 2000-1 Riverside CDIAC Number: 2002-1821 Limited tax obligation bond K-12 school facility	NR	Comp	(BC) Bowie Arneson Wiles (FA) Harrell & Co Advisors (TR) US Bank Natl Assoc (UW) Stone & Youngberg	09-01-32 Comb	5.81 TIC

### YEARLY FISCAL STATUS REPORT INFORMATION

#### A. FUND BALANCES

<u>Year</u>	<u>Principal Amt Outstanding(\$)</u>	<u>Minimum Bond Reserve(\$)</u>	<u>Bond Reserve Fund(\$)</u>	<u>Capitalized Interest(\$)</u>	<u>Construction Fund(\$)</u>
02/03	4,690,000	330,209	330,209	0	4,151,861
03/04	4,615,000	330,209	0	0	0
04/05	4,535,000	330,209	333,977	0	0
05/06	4,455,000	329,881	333,061	0	0
06/07	4,375,000	329,881	336,323	0	0

#### B. TAX COLLECTION

<u>Year</u>	<u>Taxes Due(\$)</u>	<u>Taxes Unpaid(\$)</u>	<u>Percent</u>	<u>Teeter Plan</u>
02/03	304,049	10,590	3	No
03/04	430,582	9,983	2	No
04/05	431,921	14,045	3	No
05/06	439,658	28,157	6	No
06/07	439,547	22,751	5	No

#### C. DELINQUENT PARCELS

<u>Year</u>	<u>Reporting Date</u>	<u># of Parcels</u>	<u>Total Amount Due(\$)</u>
02/03	07-22-03	10	10,590
03/04	07-20-04	23	9,983
04/05	07-29-05	14	14,045
05/06	07-18-06	23	28,157
06/07	06-30-07	20	22,751

#### D. FORECLOSURE

<u># of Parcels</u>	<u>Total Amount of Taxes Due (\$)</u>
0	0
0	0
0	0
0	0
0	0

#### E. ASSESSED VALUE OF PARCELS

<u>Reporting Date</u>	<u>Appraisal/ Tax Roll</u>	<u>Assessed Value(\$)</u>
01-01-03	Tax Roll	71,765,961
01-01-04	Tax Roll	81,943,438
01-01-05	Tax Roll	91,977,303
01-01-06	Tax Roll	105,173,465
01-01-07	Tax Roll	110,742,126

#### F. MISCELLANEOUS



## 2007 MELLO-ROOS YEARLY FISCAL STATUS REPORT

<u>Date</u>	<u>Amount(\$)</u>	<u>Issuing Entity, County, Type of Debt, Purpose</u>	<u>Rating(s) Enhancmt</u>	<u>Type of Sale</u>	<u>Role, Participant</u>	<u>Maturity Date/ Type</u>	<u>Interest Rate/ Type</u>
08-21-03	\$7,615,000	Temecula Valley Unified School District CFD No 2002-1 Riverside CDIAC Number: 2003-1309 Limited tax obligation bond K-12 school facility IA No 1	NR	Neg	(BC) Bowie Arneson Wiles (FA) Harrell & Co Advisors (TR) US Bank Natl Assoc (UW) Stone & Youngberg	09-01-33 Comb	5.988 NIC

### YEARLY FISCAL STATUS REPORT INFORMATION

#### A. FUND BALANCES

<u>Year</u>	<u>Principal Amt Outstanding(\$)</u>	<u>Minimum Bond Reserve(\$)</u>	<u>Bond Reserve Fund(\$)</u>	<u>Capitalized Interest(\$)</u>	<u>Construction Fund(\$)</u>
03/04	7,615,000	553,914	553,914	0	0
04/05	7,550,000	553,914	559,913	0	0
05/06	7,430,000	553,914	559,206	0	0
06/07	7,305,000	553,914	564,767	0	0

#### B. TAX COLLECTION

<u>Year</u>	<u>Taxes Due(\$)</u>	<u>Taxes Unpaid(\$)</u>	<u>Percent</u>	<u>Teeter Plan</u>
03/04	423,868	15,555	4	No
04/05	614,286	17,292	3	No
05/06	616,106	43,985	7	No
06/07	643,064	71,145	11	No

#### C. DELINQUENT PARCELS

<u>Year</u>	<u>Reporting Date</u>	<u># of Parcels</u>	<u>Total Amount Due(\$)</u>
03/04	07-20-04	20	15,555
04/05	07-29-05	23	17,292
05/06	07-18-06	52	43,985
06/07	06-30-07	79	71,145

#### D. FORECLOSURE

<u># of Parcels</u>	<u>Total Amount of Taxes Due (\$)</u>
0	0
0	0
0	0
0	0

#### E. ASSESSED VALUE OF PARCELS

<u>Reporting Date</u>	<u>Appraisal/ Tax Roll</u>	<u>Assessed Value(\$)</u>
01-01-04	Tax Roll	146,451,362
01-01-05	Tax Roll	164,471,448
01-01-06	Tax Roll	206,529,650
01-01-07	Tax Roll	234,279,890

#### F. MISCELLANEOUS



## 2007 MELLO-ROOS YEARLY FISCAL STATUS REPORT

<u>Date</u>	<u>Amount(\$)</u>	<u>Issuing Entity, County, Type of Debt, Purpose</u>	<u>Rating(s) Enhancmt</u>	<u>Type of Sale</u>	<u>Role, Participant</u>	<u>Maturity Date/ Type</u>	<u>Interest Rate/ Type</u>
02-11-05	\$11,000,000	Temecula Valley Unified School District CFD No 2002-1 Riverside CDIAC Number: 2005-0023 Limited tax obligation bond K-12 school facility Rancho Bella Vista IA No 2	NR	Neg	(BC) Bowie Arneson Wiles (FA) Harrell & Co Advisors (TR) US Bank Natl Assoc (UW) Stone & Youngberg	09-01-35 Comb	5.058 TIC

### YEARLY FISCAL STATUS REPORT INFORMATION

#### A. FUND BALANCES

<u>Year</u>	<u>Principal Amt Outstanding(\$)</u>	<u>Minimum Bond Reserve(\$)</u>	<u>Bond Reserve Fund(\$)</u>	<u>Capitalized Interest(\$)</u>	<u>Construction Fund(\$)</u>
04/05	11,000,000	711,094	711,094	46,451	4,499
05/06	11,000,000	711,094	711,094	0	0
06/07	10,810,000	705,636	711,094	0	0

#### B. TAX COLLECTION

<u>Year</u>	<u>Taxes Due(\$)</u>	<u>Taxes Unpaid(\$)</u>	<u>Percent</u>	<u>Teeter Plan</u>
04/05	285,714	10,854	4	No
05/06	773,271	72,235	9	No
06/07	833,127	105,260	13	No

#### C. DELINQUENT PARCELS

<u>Year</u>	<u>Reporting Date</u>	<u># of Parcels</u>	<u>Total Amount Due(\$)</u>
04/05	07-29-05	11	10,854
05/06	07-18-06	74	72,235
06/07	06-30-07	102	105,260

#### D. FORECLOSURE

<u># of Parcels</u>	<u>Total Amount of Taxes Due (\$)</u>
0	0
0	0
3	2,477

#### E. ASSESSED VALUE OF PARCELS

<u>Reporting Date</u>	<u>Appraisal/ Tax Roll</u>	<u>Assessed Value(\$)</u>
01-01-05	Tax Roll	172,166,291
01-01-06	Tax Roll	296,280,186
01-01-07	Tax Roll	316,712,651

#### F. MISCELLANEOUS





## 2007 MELLO-ROOS YEARLY FISCAL STATUS REPORT

<u>Date</u>	<u>Amount(\$)</u>	<u>Issuing Entity, County, Type of Debt, Purpose</u>	<u>Rating(s) Enhancmt</u>	<u>Type of Sale</u>	<u>Role, Participant</u>	<u>Maturity Date/ Type</u>	<u>Interest Rate/ Type</u>
08-12-05	\$12,940,000	Temecula Valley Unified School District CFD No 2002-2 Riverside CDIAC Number: 2005-1304 Limited tax obligation bond K-12 school facility	NR	Neg	(BC) Bowie Arneson Wiles (FA) Harrell & Co Advisors (TR) US Bank Natl Assoc (UW) Stone & Youngberg	09-01-35 Comb	5.136 TIC

### YEARLY FISCAL STATUS REPORT INFORMATION

#### A. FUND BALANCES

<u>Year</u>	<u>Principal Amt Outstanding(\$)</u>	<u>Minimum Bond Reserve(\$)</u>	<u>Bond Reserve Fund(\$)</u>	<u>Capitalized Interest(\$)</u>	<u>Construction Fund(\$)</u>
04/05	12,940,000	1,133,008	0	0	0
05/06	12,940,000	1,133,008	1,136,845	0	0
06/07	12,930,000	1,133,638	1,166,720	0	0

#### B. TAX COLLECTION

<u>Taxes Due(\$)</u>	<u>Taxes Unpaid(\$)</u>	<u>Percent</u>	<u>Teeter Plan</u>
653,195	17,123	3	No
765,784	39,737	5	No
781,103	61,914	8	No

#### C. DELINQUENT PARCELS

<u>Year</u>	<u>Reporting Date</u>	<u># of Parcels</u>	<u>Total Amount Due(\$)</u>
04/05	07-29-05	34	17,123
05/06	07-18-06	65	39,737
06/07	06-30-07	94	61,914

#### D. FORECLOSURE

<u># of Parcels</u>	<u>Total Amount of Taxes Due (\$)</u>
0	0
0	0
0	0

#### E. ASSESSED VALUE OF PARCELS

<u>Reporting Date</u>	<u>Appraisal/ Tax Roll</u>	<u>Assessed Value(\$)</u>
01-01-05	Tax Roll	367,113,763
01-01-06	Tax Roll	406,141,189
01-01-07	Tax Roll	432,219,972

#### F. MISCELLANEOUS



## 2007 MELLO-ROOS YEARLY FISCAL STATUS REPORT

<u>Date</u>	<u>Amount(\$)</u>	<u>Issuing Entity, County, Type of Debt, Purpose</u>	<u>Rating(s) Enhancmt</u>	<u>Type of Sale</u>	<u>Role, Participant</u>	<u>Maturity Date/ Type</u>	<u>Interest Rate/ Type</u>
12-02-04	\$7,105,000	Temecula Valley Unified School District CFD No 2003-2 Riverside CDIAC Number: 2005-0006 Limited tax obligation bond K-12 school facility	NR	Neg	(BC) Bowie Arneson Wiles (FA) Harrell & Co Advisors (TR) US Bank Natl Assoc (UW) Stone & Youngberg	09-01-35 Comb	5.414 TIC

### YEARLY FISCAL STATUS REPORT INFORMATION

#### A. FUND BALANCES

<u>Year</u>	<u>Principal Amt Outstanding(\$)</u>	<u>Minimum Bond Reserve(\$)</u>	<u>Bond Reserve Fund(\$)</u>	<u>Capitalized Interest(\$)</u>	<u>Construction Fund(\$)</u>
04/05	7,105,000	840,025	480,025	99,243	0
05/06	7,105,000	480,025	480,025	0	0
06/07	6,995,000	480,025	480,025	0	0

#### B. TAX COLLECTION

<u>Taxes Due(\$)</u>	<u>Taxes Unpaid(\$)</u>	<u>Percent</u>	<u>Teeter Plan</u>
210,822	7,405	4	No
544,087	52,921	10	No
553,659	68,387	12	No

#### C. DELINQUENT PARCELS

<u>Year</u>	<u>Reporting Date</u>	<u># of Parcels</u>	<u>Total Amount Due(\$)</u>
04/05	07-29-05	7	7,405
05/06	07-18-06	38	52,921
06/07	06-30-07	42	68,387

#### D. FORECLOSURE

<u># of Parcels</u>	<u>Total Amount of Taxes Due (\$)</u>
0	0
0	0
0	0

#### E. ASSESSED VALUE OF PARCELS

<u>Reporting Date</u>	<u>Appraisal/ Tax Roll</u>	<u>Assessed Value(\$)</u>
01-01-05	Tax Roll	75,671,148
01-01-06	Tax Roll	121,310,751
01-01-07	Tax Roll	135,163,504

#### F. MISCELLANEOUS



## 2007 MELLO-ROOS YEARLY FISCAL STATUS REPORT

<u>Date</u>	<u>Amount(\$)</u>	<u>Issuing Entity, County, Type of Debt, Purpose</u>	<u>Rating(s) Enhancmt</u>	<u>Type of Sale</u>	<u>Role, Participant</u>	<u>Maturity Date/ Type</u>	<u>Interest Rate/ Type</u>
01-11-07	\$12,700,000	Temecula Valley Unified School District CFD No 2004-1 Riverside CDIAC Number: 2006-1508 Limited tax obligation bond K-12 school facility Wolf Creek IA A	NR	Neg	(BC) Bowie Arneson Wiles (FA) Harrell & Co Advisors (TR) US Bank Natl Assoc (UW) Stone & Youngberg	09-01-37 Comb	4.944 TIC

### YEARLY FISCAL STATUS REPORT INFORMATION

#### A. FUND BALANCES

<u>Year</u>	<u>Principal Amt Outstanding(\$)</u>	<u>Minimum Bond Reserve(\$)</u>	<u>Bond Reserve Fund(\$)</u>	<u>Capitalized Interest(\$)</u>	<u>Construction Fund(\$)</u>
06/07	12,700,000	823,415	823,415	0	2,736,660

#### B. TAX COLLECTION

<u>Taxes Due(\$)</u>	<u>Taxes Unpaid(\$)</u>	<u>Percent</u>	<u>Teeter Plan</u>
700,677	87,800	13	No

#### C. DELINQUENT PARCELS

<u>Year</u>	<u>Reporting Date</u>	<u># of Parcels</u>	<u>Total Amount Due(\$)</u>
06/07	06-30-07	87	87,800

#### D. FORECLOSURE

<u># of Parcels</u>	<u>Total Amount of Taxes Due (\$)</u>
0	0

#### E. ASSESSED VALUE OF PARCELS

<u>Reporting Date</u>	<u>Appraisal/ Tax Roll</u>	<u>Assessed Value(\$)</u>
01-01-07	Tax Roll	342,758,760

#### F. MISCELLANEOUS



## 2007 MELLO-ROOS YEARLY FISCAL STATUS REPORT

<u>Date</u>	<u>Amount(\$)</u>	<u>Issuing Entity, County, Type of Debt, Purpose</u>	<u>Rating(s) Enhancmt</u>	<u>Type of Sale</u>	<u>Role, Participant</u>	<u>Maturity Date/ Type</u>	<u>Interest Rate/ Type</u>
09-28-06	\$9,945,000	Temecula Valley Unified School District CFD No 2005-1 Riverside CDIAC Number: 2006-1130 Limited tax obligation bond K-12 school facility	NR	Neg	(BC) Bowie Arneson Wiles (FA) Harrell & Co Advisors (TR) US Bank Natl Assoc (UW) Stone & Youngberg	09-01-36 Comb	4.996 TIC

### YEARLY FISCAL STATUS REPORT INFORMATION

#### A. FUND BALANCES

<u>Year</u>	<u>Principal Amt Outstanding(\$)</u>	<u>Minimum Bond Reserve(\$)</u>	<u>Bond Reserve Fund(\$)</u>	<u>Capitalized Interest(\$)</u>	<u>Construction Fund(\$)</u>
06/07	9,945,000	644,000	644,000	0	8,303

#### B. TAX COLLECTION

<u>Taxes Due(\$)</u>	<u>Taxes Unpaid(\$)</u>	<u>Percent</u>	<u>Teeter Plan</u>
654,196	79,701	12	No

#### C. DELINQUENT PARCELS

<u>Year</u>	<u>Reporting Date</u>	<u># of Parcels</u>	<u>Total Amount Due(\$)</u>
06/07	06-30-07	56	79,701

#### D. FORECLOSURE

<u># of Parcels</u>	<u>Total Amount of Taxes Due (\$)</u>
0	0

#### E. ASSESSED VALUE OF PARCELS

<u>Reporting Date</u>	<u>Appraisal/ Tax Roll</u>	<u>Assessed Value(\$)</u>
01-01-07	Tax Roll	165,309,434

#### F. MISCELLANEOUS



## 2007 MELLO-ROOS YEARLY FISCAL STATUS REPORT

<u>Date</u>	<u>Amount(\$)</u>	<u>Issuing Entity, County, Type of Debt, Purpose</u>	<u>Rating(s) Enhancmt</u>	<u>Type of Sale</u>	<u>Role, Participant</u>	<u>Maturity Date/ Type</u>	<u>Interest Rate/ Type</u>
02-12-03	\$18,830,000	Temecula Valley Unified School District CFD No 89-1 Riverside CDIAC Number: 2003-0061 Limited tax obligation bond K-12 school facility Refunding	S:AAA M:Aaa    Ins	Comp	(BC) Bowie Arneson Wiles (FA) Harrell & Co Advisors (EN) Ambac (TR) US Bank Natl Assoc (UW) Salomon Smith Barney	09-01-21 Serial	4.287 TIC

### YEARLY FISCAL STATUS REPORT INFORMATION

#### A. FUND BALANCES

<u>Year</u>	<u>Principal Amt Outstanding(\$)</u>	<u>Minimum Bond Reserve(\$)</u>	<u>Bond Reserve Fund(\$)</u>	<u>Capitalized Interest(\$)</u>	<u>Construction Fund(\$)</u>
03/04	18,530,000	1,790,438	1,790,438	0	0
04/05	17,980,000	1,790,438	1,790,438	0	0
05/06	17,385,000	1,790,438	1,790,438	0	0
06/07	16,750,000	1,790,438	1,790,438	0	0

#### B. TAX COLLECTION

<u>Taxes Due(\$)</u>	<u>Taxes Unpaid(\$)</u>	<u>Percent</u>	<u>Teeter Plan</u>
1,612,833	39,950	2	No
1,651,557	49,613	3	No
1,684,595	71,799	4	No
1,718,292	117,000	7	No

#### C. DELINQUENT PARCELS

<u>Year</u>	<u>Reporting Date</u>	<u># of Parcels</u>	<u>Total Amount Due(\$)</u>
03/04	07-20-04	79	39,950
04/05	07-29-05	95	49,613
05/06	07-18-06	122	71,799
06/07	06-30-07	177	117,000

#### D. FORECLOSURE

<u># of Parcels</u>	<u>Total Amount of Taxes Due (\$)</u>
0	0
0	0
0	0
0	0

#### E. ASSESSED VALUE OF PARCELS

<u>Reporting Date</u>	<u>Appraisal/ Tax Roll</u>	<u>Assessed Value(\$)</u>
01-01-04	Tax Roll	612,649,717
01-01-05	Tax Roll	667,488,399
01-01-06	Tax Roll	732,990,374
01-01-07	Tax Roll	774,585,428

#### F. MISCELLANEOUS



## 2007 MELLO-ROOS YEARLY FISCAL STATUS REPORT

<u>Date</u>	<u>Amount(\$)</u>	<u>Issuing Entity, County, Type of Debt, Purpose</u>	<u>Rating(s) Enhancmt</u>	<u>Type of Sale</u>	<u>Role, Participant</u>	<u>Maturity Date/ Type</u>	<u>Interest Rate/ Type</u>
07-29-98	\$15,785,000	Val Verde School District CFD No 87-1 Riverside CDIAC Number: 1998-1065 Limited tax obligation bond K-12 school facility Federally Taxable Refunding	NR	Neg	(BC) McFarlin & Anderson (FA) Fieldman Rolapp (TR) US Bank Corp Trust (UW) Val Verde USD FA	10-01-13 Term	5.821 TIC

### YEARLY FISCAL STATUS REPORT INFORMATION

#### A. FUND BALANCES

<u>Year</u>	<u>Principal Amt Outstanding(\$)</u>	<u>Minimum Bond Reserve(\$)</u>	<u>Bond Reserve Fund(\$)</u>	<u>Capitalized Interest(\$)</u>	<u>Construction Fund(\$)</u>
01/02	13,515,000	0	0	0	0
02/03	12,770,000	0	0	0	0
03/04	11,975,000	0	0	0	0
04/05	11,125,000	0	0	0	0
05/06	10,215,000	0	0	0	0
06/07	9,220,000	0	0	0	0

#### B. TAX COLLECTION

<u>Taxes Due(\$)</u>	<u>Taxes Unpaid(\$)</u>	<u>Percent</u>	<u>Teeter Plan</u>
2,043,783	41,661	2	No
2,044,291	52,506	3	No
1,653,396	66,489	4	No
1,689,023	52,920	3	No
1,615,731	33,861	2	No
1,720,590	231,803	13	No

#### C. DELINQUENT PARCELS

<u>Year</u>	<u>Reporting Date</u>	<u># of Parcels</u>	<u>Total Amount Due(\$)</u>
01/02	06-30-02	158	41,661
02/03	06-30-03	149	38,832
03/04	06-30-04	130	66,489
04/05	06-30-05	171	52,920
05/06	06-30-06	154	33,861
06/07	06-30-07	474	231,803

#### D. FORECLOSURE

<u># of Parcels</u>	<u>Total Amount of Taxes Due (\$)</u>
0	0
0	0
0	0
0	0
0	0
0	0

#### E. ASSESSED VALUE OF PARCELS

<u>Reporting Date</u>	<u>Appraisal/ Tax Roll</u>	<u>Assessed Value(\$)</u>
01-01-02	Tax Roll	230,068,901
06-30-03	Tax Roll	364,519,396
01-01-04	Tax Roll	454,789,525
01-01-05	Tax Roll	689,257,024
01-01-06	Tax Roll	1,001,806,161
01-01-07	Tax Roll	1,212,988,346

#### F. MISCELLANEOUS



## 2007 MELLO-ROOS YEARLY FISCAL STATUS REPORT

<u>Date</u>	<u>Amount(\$)</u>	<u>Issuing Entity, County, Type of Debt, Purpose</u>	<u>Rating(s) Enhancmt</u>	<u>Type of Sale</u>	<u>Role, Participant</u>	<u>Maturity Date/ Type</u>	<u>Interest Rate/ Type</u>
02-17-05	\$16,440,000	Val Verde Unified School District CFD No 2002-1 Riverside CDIAC Number: 2004-1676 Limited tax obligation bond Multiple capital improvements, public works Boulder Springs IA A	NR	Neg	(BC) McFarlin & Anderson (FA) Fieldman Rolapp (TR) US Bank Natl Assoc (UW) Southwest Securities	09-01-36 Comb	5.509 TIC

### YEARLY FISCAL STATUS REPORT INFORMATION

#### A. FUND BALANCES

<u>Year</u>	<u>Principal Amt Outstanding(\$)</u>	<u>Minimum Bond Reserve(\$)</u>	<u>Bond Reserve Fund(\$)</u>	<u>Capitalized Interest(\$)</u>	<u>Construction Fund(\$)</u>
04/05	16,440,000	1,456,493	1,487,875	1,739,748	5,805,379
05/06	16,440,000	1,486,621	1,539,032	1,066,104	6,130,115
06/07	16,440,000	1,513,295	1,612,075	16,914	6,450,298

#### B. TAX COLLECTION

<u>Year</u>	<u>Taxes Due(\$)</u>	<u>Taxes Unpaid(\$)</u>	<u>Percent</u>	<u>Teeter Plan</u>
04/05	0	0	0	No
05/06	395,640	35,875	9	No
06/07	977,826	112,467	12	No

#### C. DELINQUENT PARCELS

<u>Year</u>	<u>Reporting Date</u>	<u># of Parcels</u>	<u>Total Amount Due(\$)</u>
04/05		0	0
05/06	07-01-06	13	35,875
06/07	09-11-07	47	123,007

#### D. FORECLOSURE

<u># of Parcels</u>	<u>Total Amount of Taxes Due (\$)</u>
0	0
0	0
0	0

#### E. ASSESSED VALUE OF PARCELS

<u>Reporting Date</u>	<u>Appraisal/ Tax Roll</u>	<u>Assessed Value(\$)</u>
12-01-04	Appraisal	65,900,000
07-01-06	Tax Roll	107,338,014
07-01-07	Tax Roll	189,394,764

#### F. MISCELLANEOUS



## 2007 MELLO-ROOS YEARLY FISCAL STATUS REPORT

<u>Date</u>	<u>Amount(\$)</u>	<u>Issuing Entity, County, Type of Debt, Purpose</u>	<u>Rating(s) Enhancmt</u>	<u>Type of Sale</u>	<u>Role, Participant</u>	<u>Maturity Date/ Type</u>	<u>Interest Rate/ Type</u>
12-10-03	\$1,984,000	Val Verde Unified School District CFD No 2003-1 Riverside CDIAC Number: 2003-1867 Limited tax obligation bond K-12 school facility Citation Homes IA No 1/School & Eastern Municipal WD	NR	Neg	(BC) McFarlin & Anderson (FA) Fieldman Rolapp (TR) US Bank Natl Assoc (UW) RBC Dain Rauscher	09-01-34 Comb	6.043 NIC

### YEARLY FISCAL STATUS REPORT INFORMATION

#### A. FUND BALANCES

<u>Year</u>	<u>Principal Amt Outstanding(\$)</u>	<u>Minimum Bond Reserve(\$)</u>	<u>Bond Reserve Fund(\$)</u>	<u>Capitalized Interest(\$)</u>	<u>Construction Fund(\$)</u>
03/04	1,984,000	146,006	146,346	56,298	607,796
04/05	1,984,000	146,006	148,304	0	0
05/06	1,984,000	146,006	153,403	0	0
06/07	1,968,000	146,006	160,683	0	0

#### B. TAX COLLECTION

<u>Taxes Due(\$)</u>	<u>Taxes Unpaid(\$)</u>	<u>Percent</u>	<u>Teeter Plan</u>
0	0	0	No
127,601	3,910	3	No
143,920	4,514	3	No
161,776	15,962	10	No

#### C. DELINQUENT PARCELS

<u>Year</u>	<u>Reporting Date</u>	<u># of Parcels</u>	<u>Total Amount Due(\$)</u>
03/04	04-30-04	0	0
04/05	09-23-05	4	3,910
05/06	10-06-06	5	4,514
06/07	09-11-07	17	16,958

#### D. FORECLOSURE

<u># of Parcels</u>	<u>Total Amount of Taxes Due (\$)</u>
0	0
0	0
0	0
0	0

#### E. ASSESSED VALUE OF PARCELS

<u>Reporting Date</u>	<u>Appraisal/ Tax Roll</u>	<u>Assessed Value(\$)</u>
07-01-04	Tax Roll	7,341,358
07-01-05	Tax Roll	39,055,290
07-01-06	Tax Roll	42,367,792
07-01-07	Tax Roll	45,388,244

#### F. MISCELLANEOUS





## 2007 MELLO-ROOS YEARLY FISCAL STATUS REPORT

<u>Date</u>	<u>Amount(\$)</u>	<u>Issuing Entity, County, Type of Debt, Purpose</u>	<u>Rating(s) Enhancmt</u>	<u>Type of Sale</u>	<u>Role, Participant</u>	<u>Maturity Date/ Type</u>	<u>Interest Rate/ Type</u>
03-30-05	\$2,751,000	Val Verde Unified School District CFD No 2003-1 Riverside CDIAC Number: 2005-0076 Limited tax obligation bond K-12 school facility Meritage Homes IA No 2 School & Public Facilities	NR	Neg	(BC) McFarlin & Anderson (FA) Fieldman Rolapp (TR) US Bank Natl Assoc (UW) RBC Dain Rauscher	09-01-36 Comb	5.484 NIC

### YEARLY FISCAL STATUS REPORT INFORMATION

#### A. FUND BALANCES

<u>Year</u>	<u>Principal Amt Outstanding(\$)</u>	<u>Minimum Bond Reserve(\$)</u>	<u>Bond Reserve Fund(\$)</u>	<u>Capitalized Interest(\$)</u>	<u>Construction Fund(\$)</u>
04/05	2,751,000	186,181	186,724	158,945	862,791
05/06	2,751,000	186,181	193,145	93,344	46,182
06/07	2,751,000	185,801	202,311	0	1,267

#### B. TAX COLLECTION

<u>Year</u>	<u>Taxes Due(\$)</u>	<u>Taxes Unpaid(\$)</u>	<u>Percent</u>	<u>Teeter Plan</u>
04/05	0	0	0	No
05/06	155,437	7,954	5	No
06/07	201,765	21,027	10	No

#### C. DELINQUENT PARCELS

<u>Year</u>	<u>Reporting Date</u>	<u># of Parcels</u>	<u>Total Amount Due(\$)</u>
04/05	09-23-05	0	0
05/06	10-06-06	10	7,954
06/07	09-11-07	20	23,620

#### D. FORECLOSURE

<u># of Parcels</u>	<u>Total Amount of Taxes Due (\$)</u>
0	0
0	0
0	0

#### E. ASSESSED VALUE OF PARCELS

<u>Reporting Date</u>	<u>Appraisal/ Tax Roll</u>	<u>Assessed Value(\$)</u>
07-01-05	Tax Roll	4,050,964
07-01-06	Tax Roll	49,382,112
07-01-07	Tax Roll	57,513,605

#### F. MISCELLANEOUS



## 2007 MELLO-ROOS YEARLY FISCAL STATUS REPORT

<u>Date</u>	<u>Amount(\$)</u>	<u>Issuing Entity, County, Type of Debt, Purpose</u>	<u>Rating(s) Enhancmt</u>	<u>Type of Sale</u>	<u>Role, Participant</u>	<u>Maturity Date/ Type</u>	<u>Interest Rate/ Type</u>
11-18-03	\$2,975,000	Val Verde Unified School District CFD No 2003-2 Riverside CDIAC Number: 2003-1656 Limited tax obligation bond K-12 school facility John Laing Homes/School/Water & Sewer Facs	NR	Neg	(BC) McFarlin & Anderson (FA) Fieldman Rolapp (TR) US Bank Natl Assoc (UW) O'Connor SW Securities	09-01-34 Comb	5.964 NIC

### YEARLY FISCAL STATUS REPORT INFORMATION

#### A. FUND BALANCES

<u>Year</u>	<u>Principal Amt Outstanding(\$)</u>	<u>Minimum Bond Reserve(\$)</u>	<u>Bond Reserve Fund(\$)</u>	<u>Capitalized Interest(\$)</u>	<u>Construction Fund(\$)</u>
03/04	2,975,000	212,731	213,318	81,649	1,191
04/05	2,925,000	212,700	216,171	0	0
05/06	2,925,000	212,700	223,604	0	0
06/07	2,875,000	212,700	234,216	0	0

#### B. TAX COLLECTION

<u>Year</u>	<u>Taxes Due(\$)</u>	<u>Taxes Unpaid(\$)</u>	<u>Percent</u>	<u>Teeter Plan</u>
03/04	0	0	0	No
04/05	237,982	0	0	No
05/06	237,137	9,327	4	No
06/07	236,237	24,897	11	No

#### C. DELINQUENT PARCELS

<u>Year</u>	<u>Reporting Date</u>	<u># of Parcels</u>	<u>Total Amount Due(\$)</u>
03/04	04-30-04	0	0
04/05	09-23-05	0	0
05/06	10-06-06	6	9,327
06/07	09-11-07	19	28,397

#### D. FORECLOSURE

<u># of Parcels</u>	<u>Total Amount of Taxes Due (\$)</u>
0	0
0	0
0	0
0	0

#### E. ASSESSED VALUE OF PARCELS

<u>Reporting Date</u>	<u>Appraisal/ Tax Roll</u>	<u>Assessed Value(\$)</u>
07-01-04	Tax Roll	6,116,733
07-01-05	Tax Roll	35,810,735
07-01-06	Tax Roll	58,447,914
07-01-07	Tax Roll	60,861,870

#### F. MISCELLANEOUS



## 2007 MELLO-ROOS YEARLY FISCAL STATUS REPORT

<u>Date</u>	<u>Amount(\$)</u>	<u>Issuing Entity, County, Type of Debt, Purpose</u>	<u>Rating(s) Enhancmt</u>	<u>Type of Sale</u>	<u>Role, Participant</u>	<u>Maturity Date/ Type</u>	<u>Interest Rate/ Type</u>
07-29-98	\$3,465,787	Val Verde Unified School District CFD No 98-1 Riverside CDIAC Number: 1998-1066 Limited tax obligation bond K-12 school facility Federally Taxable Refunding	NR	Neg	(BC) McFarlin & Anderson (FA) Fieldman Rolapp (TR) US Bank Corp Trust (UW) Val Verde USD FA	10-01-28 Term	***** TIC

### YEARLY FISCAL STATUS REPORT INFORMATION

#### A. FUND BALANCES

<u>Year</u>	<u>Principal Amt Outstanding(\$)</u>	<u>Minimum Bond Reserve(\$)</u>	<u>Bond Reserve Fund(\$)</u>	<u>Capitalized Interest(\$)</u>	<u>Construction Fund(\$)</u>	<u>Taxes Due(\$)</u>	<u>Taxes Unpaid(\$)</u>	<u>Percent</u>	<u>Teeter Plan</u>
01/02	3,465,787	0	0	0	0	0	0	0	No
02/03	3,465,787	0	0	0	0	0	0	0	No
03/04	3,465,787	0	0	0	0	0	0	0	No
04/05	3,465,787	0	0	0	0	0	0	0	No
05/06	3,465,787	0	0	0	0	0	0	0	No
06/07	3,465,787	0	0	0	0	0	0	0	No

#### B. TAX COLLECTION

#### C. DELINQUENT PARCELS

<u>Year</u>	<u>Reporting Date</u>	<u># of Parcels</u>	<u>Total Amount Due(\$)</u>	<u># of Parcels</u>	<u>Total Amount of Taxes Due (\$)</u>	<u>Reporting Date</u>	<u>Appraisal/ Tax Roll</u>	<u>Assessed Value(\$)</u>
01/02	06-30-02	0	0	0	0	01-01-02	Tax Roll	12,621,739
02/03	06-30-03	0	0	0	0	06-30-03	Tax Roll	54,879,197
03/04		0	0	0	0	01-01-04	Tax Roll	454,789,525
04/05		0	0	0	0	01-01-05	Tax Roll	689,257,024
05/06	06-30-06	0	0	0	0	01-01-06	Tax Roll	1,001,806,161
06/07	06-30-07	0	0	0	0	01-01-07	Tax Roll	1,212,988,346

#### D. FORECLOSURE

#### E. ASSESSED VALUE OF PARCELS

#### F. MISCELLANEOUS

Taxes commence in fiscal year 2013 & 2014.



## 2007 MELLO-ROOS YEARLY FISCAL STATUS REPORT

<u>Date</u>	<u>Amount(\$)</u>	<u>Issuing Entity, County, Type of Debt, Purpose</u>	<u>Rating(s) Enhancmt</u>	<u>Type of Sale</u>	<u>Role, Participant</u>	<u>Maturity Date/ Type</u>	<u>Interest Rate/ Type</u>
09-18-00	\$6,183,810	California Statewide Communities Development Authority CFD No 2000-1 Sacramento CDIAC Number: 2000-1441 Limited tax obligation bond Flood control, storm drainage Alma Ave	NR	Neg	(BC) Orrick Herrington (TR) Wells Fargo Bank (UW) Newman & Associates	09-01-30 Comb	7.693 NIC

### YEARLY FISCAL STATUS REPORT INFORMATION

#### A. FUND BALANCES

<u>Year</u>	<u>Principal Amt Outstanding(\$)</u>	<u>Minimum Bond Reserve(\$)</u>	<u>Bond Reserve Fund(\$)</u>	<u>Capitalized Interest(\$)</u>	<u>Construction Fund(\$)</u>	<u>Taxes Due(\$)</u>	<u>Taxes Unpaid(\$)</u>	<u>Percent</u>	<u>Teeter Plan</u>
01/02	6,183,810	292,978	436,957	15,368	631,762	50,825	0	0	No
02/03	6,183,810	583,964	613,151	0	0	463,244	0	0	No
03/04	4,313,810	433,381	265,473	0	0	251,784	0	0	No
04/05	2,618,810	261,881	270,941	0	0	212,836	0	0	No
05/06	2,793,346	261,881	268,945	0	0	197,125	0	0	No
06/07	2,812,230	261,881	267,995	0	0	209,373	0	0	No

#### B. TAX COLLECTION

#### C. DELINQUENT PARCELS

<u>Year</u>	<u>Reporting Date</u>	<u># of Parcels</u>	<u>Total Amount Due(\$)</u>	<u># of Parcels</u>	<u>Total Amount of Taxes Due (\$)</u>	<u>Reporting Date</u>	<u>Appraisal/ Tax Roll</u>	<u>Assessed Value(\$)</u>
01/02	09-30-02	0	0	0	0	09-30-02	Tax Roll	14,080,122
02/03	10-09-03	0	0	0	0	06-30-03	Tax Roll	15,518,195
03/04	10-09-04	0	0	0	0	06-30-04	Tax Roll	17,717,195
04/05	10-19-05	0	0	0	0	06-30-05	Tax Roll	43,268,079
05/06	10-19-06	0	0	0	0	07-01-06	Tax Roll	45,229,453
06/07	09-30-07	0	0	0	0	07-01-07	Tax Roll	46,650,669

#### D. FORECLOSURE

#### E. ASSESSED VALUE OF PARCELS

#### F. MISCELLANEOUS

Principal amount of bonds outstanding includes accreted value for capital appreciation bonds through period ending March 1, 2007.



## 2007 MELLO-ROOS YEARLY FISCAL STATUS REPORT

<u>Date</u>	<u>Amount(\$)</u>	<u>Issuing Entity, County, Type of Debt, Purpose</u>	<u>Rating(s) Enhancmt</u>	<u>Type of Sale</u>	<u>Role, Participant</u>	<u>Maturity Date/ Type</u>	<u>Interest Rate/ Type</u>
02-19-03	\$4,379,803	California Statewide Communities Development Authority CFD No 2002-1 Sacramento CDIAC Number: 2002-2026 Limited tax obligation bond Multiple capital improvements, public works River Run Sr Apts-Corona Subject to Alternative Minimum Tax	NR	Neg	(BC) Orrick Herrington (TR) Wells Fargo Bank (UW) Stone & Youngberg	09-01-37 Comb	9.379 NIC

### YEARLY FISCAL STATUS REPORT INFORMATION

#### A. FUND BALANCES

<u>Year</u>	<u>Principal Amt Outstanding(\$)</u>	<u>Minimum Bond Reserve(\$)</u>	<u>Bond Reserve Fund(\$)</u>	<u>Capitalized Interest(\$)</u>	<u>Construction Fund(\$)</u>
02/03	4,379,803	314,980	315,567	329,714	522,974
03/04	4,379,803	314,980	315,460	100,736	525,529
04/05	4,379,803	437,874	445,302	0	0
05/06	4,575,747	437,874	443,697	0	0
06/07	4,647,743	437,874	464,037	0	0

#### B. TAX COLLECTION

<u>Taxes Due(\$)</u>	<u>Taxes Unpaid(\$)</u>	<u>Percent</u>	<u>Teeter Plan</u>
0	0	0	No
0	0	0	No
248,870	0	0	No
240,380	0	0	No
240,493	0	0	No

#### C. DELINQUENT PARCELS

<u>Year</u>	<u>Reporting Date</u>	<u># of Parcels</u>	<u>Total Amount Due(\$)</u>
02/03	10-09-03	0	0
03/04	06-30-04	0	0
04/05	10-19-05	0	0
05/06	10-19-06	0	0
06/07	09-30-07	0	0

#### D. FORECLOSURE

<u># of Parcels</u>	<u>Total Amount of Taxes Due (\$)</u>
0	0
0	0
0	0
0	0
0	0

#### E. ASSESSED VALUE OF PARCELS

<u>Reporting Date</u>	<u>Appraisal/ Tax Roll</u>	<u>Assessed Value(\$)</u>
11-11-02	Appraisal	15,772,500
11-11-02	Appraisal	15,772,500
06-30-05	Tax Roll	4,440,369
07-01-06	Tax Roll	29,327,673
07-01-07	Tax Roll	29,914,225

#### F. MISCELLANEOUS

Principal amount of bonds outstanding includes accreted value of the capital appreciation bonds through period ending March 1, 2007.

Total assessed value of assessed parcels: all three parcels within CFD No 2002-1 have exemptions on the assessed value which equal \$29,414,655. After exemptions, the total land and improvement of CFD No 2002-1 is \$499,570.



## 2007 MELLO-ROOS YEARLY FISCAL STATUS REPORT

<u>Date</u>	<u>Amount(\$)</u>	<u>Issuing Entity, County, Type of Debt, Purpose</u>	<u>Rating(s) Enhancmt</u>	<u>Type of Sale</u>	<u>Role, Participant</u>	<u>Maturity Date/ Type</u>	<u>Interest Rate/ Type</u>
03-19-97	\$3,032,542	California Statewide Communities Development Authority CFD No 97-1 Sacramento CDIAC Number: 1997-0186 Limited tax obligation bond Multiple capital improvements, public works Salinas Plaza Club Apts	NR	Neg	(BC) Orrick Herrington (TR) First Trust of CA (UW) Stone & Youngberg	09-01-27 Comb	8.956 NIC

### YEARLY FISCAL STATUS REPORT INFORMATION

#### A. FUND BALANCES

<u>Year</u>	<u>Principal Amt Outstanding(\$)</u>	<u>Minimum Bond Reserve(\$)</u>	<u>Bond Reserve Fund(\$)</u>	<u>Capitalized Interest(\$)</u>	<u>Construction Fund(\$)</u>
01/02	3,032,542	303,254	311,499	0	0
02/03	3,032,542	303,254	312,730	0	0
03/04	2,992,542	303,254	310,461	0	0
04/05	2,992,542	303,254	322,868	0	0
05/06	3,575,423	303,254	314,026	0	0
06/07	3,593,005	303,254	307,624	0	0

#### B. TAX COLLECTION

<u>Taxes Due(\$)</u>	<u>Taxes Unpaid(\$)</u>	<u>Percent</u>	<u>Teeter Plan</u>
190,212	0	0	No
225,946	0	0	No
240,451	0	0	No
226,904	0	0	No
221,739	0	0	No
256,551	0	0	No

#### C. DELINQUENT PARCELS

<u>Year</u>	<u>Reporting Date</u>	<u># of Parcels</u>	<u>Total Amount Due(\$)</u>
01/02		0	0
02/03	10-09-03	0	0
03/04	10-09-04	0	0
04/05	10-19-05	0	0
05/06	10-19-06	0	0
06/07	09-30-07	0	0

#### D. FORECLOSURE

<u># of Parcels</u>	<u>Total Amount of Taxes Due (\$)</u>
0	0
0	0
0	0
0	0
0	0
0	0

#### E. ASSESSED VALUE OF PARCELS

<u>Reporting Date</u>	<u>Appraisal/ Tax Roll</u>	<u>Assessed Value(\$)</u>
09-30-02	Tax Roll	19,009,769
06-30-03	Tax Roll	19,892,253
06-30-04	Tax Roll	19,751,973
06-30-05	Tax Roll	20,147,011
07-01-06	Tax Roll	20,549,950
07-01-07	Tax Roll	20,960,948

#### F. MISCELLANEOUS

Principal amount of bonds outstanding includes accreted value of the capital appreciation bonds through period ending March 1, 2007.



## 2007 MELLO-ROOS YEARLY FISCAL STATUS REPORT

<u>Date</u>	<u>Amount(\$)</u>	<u>Issuing Entity, County, Type of Debt, Purpose</u>	<u>Rating(s) Enhancmt</u>	<u>Type of Sale</u>	<u>Role, Participant</u>	<u>Maturity Date/ Type</u>	<u>Interest Rate/ Type</u>
08-19-05	\$57,960,000	Elk Grove CFD No 2002-1 Sacramento CDIAC Number: 2005-1664 Limited tax obligation bond Multiple capital improvements, public works East Franklin Refunding	NR	Neg	(BC) Kronick Moskovitz (FA) Public Financial (TR) US Bank Natl Assoc (UW) Elk Grove FA	09-01-36 Comb	4.608 TIC

### YEARLY FISCAL STATUS REPORT INFORMATION

#### A. FUND BALANCES

<u>Year</u>	<u>Principal Amt Outstanding(\$)</u>	<u>Minimum Bond Reserve(\$)</u>	<u>Bond Reserve Fund(\$)</u>	<u>Capitalized Interest(\$)</u>	<u>Construction Fund(\$)</u>
05/06	57,960,000	3,608,588	3,672,661	0	0
06/07	56,970,000	3,608,588	3,664,687	0	0

#### B. TAX COLLECTION

<u>Taxes Due(\$)</u>	<u>Taxes Unpaid(\$)</u>	<u>Percent</u>	<u>Teeter Plan</u>
3,869,828	126,420	3	Yes
3,890,460	134,400	3	No

#### C. DELINQUENT PARCELS

<u>Year</u>	<u>Reporting Date</u>	<u># of Parcels</u>	<u>Total Amount Due(\$)</u>
05/06	05-12-06	220	131,460
06/07	10-17-07	199	157,920

#### D. FORECLOSURE

<u># of Parcels</u>	<u>Total Amount of Taxes Due (\$)</u>
0	0
0	0

#### E. ASSESSED VALUE OF PARCELS

<u>Reporting Date</u>	<u>Appraisal/ Tax Roll</u>	<u>Assessed Value(\$)</u>
06-30-06	Tax Roll	1,794,472,821
07-01-07	Tax Roll	2,037,675,824

#### F. MISCELLANEOUS



## 2007 MELLO-ROOS YEARLY FISCAL STATUS REPORT

<u>Date</u>	<u>Amount(\$)</u>	<u>Issuing Entity, County, Type of Debt, Purpose</u>	<u>Rating(s) Enhancmt</u>	<u>Type of Sale</u>	<u>Role, Participant</u>	<u>Maturity Date/ Type</u>	<u>Interest Rate/ Type</u>
08-19-05	\$32,915,000	Elk Grove CFD No 2003-1 Sacramento CDIAC Number: 2005-1665 Limited tax obligation bond Multiple capital improvements, public works Poppy Ridge Refunding	NR	Neg	(BC) Kronick Moskovitz (FA) Public Financial (TR) US Bank Natl Assoc (UW) Elk Grove FA	09-01-34 Comb	4.608 TIC

### YEARLY FISCAL STATUS REPORT INFORMATION

#### A. FUND BALANCES

<u>Year</u>	<u>Principal Amt Outstanding(\$)</u>	<u>Minimum Bond Reserve(\$)</u>	<u>Bond Reserve Fund(\$)</u>	<u>Capitalized Interest(\$)</u>	<u>Construction Fund(\$)</u>
05/06	32,915,000	3,033,763	3,071,970	0	0
06/07	32,310,000	3,033,763	3,053,553	0	0

#### B. TAX COLLECTION

<u>Taxes Due(\$)</u>	<u>Taxes Unpaid(\$)</u>	<u>Percent</u>	<u>Teeter Plan</u>
3,297,351	133,713	4	Yes
3,968,760	194,576	5	No

#### C. DELINQUENT PARCELS

<u>Year</u>	<u>Reporting Date</u>	<u># of Parcels</u>	<u>Total Amount Due(\$)</u>
05/06	05-12-06	173	137,061
06/07	10-17-07	235	224,223

#### D. FORECLOSURE

<u># of Parcels</u>	<u>Total Amount of Taxes Due (\$)</u>
0	0
0	0

#### E. ASSESSED VALUE OF PARCELS

<u>Reporting Date</u>	<u>Appraisal/ Tax Roll</u>	<u>Assessed Value(\$)</u>
06-30-06	Tax Roll	1,483,178,872
07-01-07	Tax Roll	1,713,594,269

#### F. MISCELLANEOUS

Reserve Fund Minimum balance & Bond Reserve Fund are aggregate balances for Series 2005 & 2006.





## 2007 MELLO-ROOS YEARLY FISCAL STATUS REPORT

<u>Date</u>	<u>Amount(\$)</u>	<u>Issuing Entity, County, Type of Debt, Purpose</u>	<u>Rating(s) Enhancmt</u>	<u>Type of Sale</u>	<u>Role, Participant</u>	<u>Maturity Date/ Type</u>	<u>Interest Rate/ Type</u>
05-09-06	\$15,900,000	Elk Grove CFD No 2003-1 Sacramento CDIAC Number: 2006-0406 Limited tax obligation bond Multiple capital improvements, public works Poppy Ridge	NR	Neg	(BC) Kronick Moskovitz (FA) Public Financial (TR) US Bank Natl Assoc (UW) Elk Grove FA	09-01-36 Comb	4.83 TIC

### YEARLY FISCAL STATUS REPORT INFORMATION

#### A. FUND BALANCES

<u>Year</u>	<u>Principal Amt Outstanding(\$)</u>	<u>Minimum Bond Reserve(\$)</u>	<u>Bond Reserve Fund(\$)</u>	<u>Capitalized Interest(\$)</u>	<u>Construction Fund(\$)</u>
05/06	15,900,000	3,033,763	3,071,970	0	0
06/07	15,900,000	3,033,763	3,053,553	0	0

#### B. TAX COLLECTION

<u>Year</u>	<u>Taxes Due(\$)</u>	<u>Taxes Unpaid(\$)</u>	<u>Percent</u>	<u>Teeter Plan</u>
05/06	3,297,351	133,713	4	Yes
06/07	3,968,760	194,576	5	No

#### C. DELINQUENT PARCELS

<u>Year</u>	<u>Reporting Date</u>	<u># of Parcels</u>	<u>Total Amount Due(\$)</u>
05/06	05-12-06	173	137,061
06/07	10-17-07	235	224,223

#### D. FORECLOSURE

<u># of Parcels</u>	<u>Total Amount of Taxes Due (\$)</u>
0	0
0	0

#### E. ASSESSED VALUE OF PARCELS

<u>Reporting Date</u>	<u>Appraisal/ Tax Roll</u>	<u>Assessed Value(\$)</u>
06-30-06	Tax Roll	1,483,178,872
07-01-07	Tax Roll	1,713,594,269

#### F. MISCELLANEOUS

Reserve Fund Minimum balance & Bond Reserve Fund are aggregate balances for Series 2005 & 2006.



## 2007 MELLO-ROOS YEARLY FISCAL STATUS REPORT

<u>Date</u>	<u>Amount(\$)</u>	<u>Issuing Entity, County, Type of Debt, Purpose</u>	<u>Rating(s) Enhancmt</u>	<u>Type of Sale</u>	<u>Role, Participant</u>	<u>Maturity Date/ Type</u>	<u>Interest Rate/ Type</u>
09-08-95	\$42,260,110	Elk Grove Unified School District CFD No 1 Sacramento CDIAC Number: 1995-0980 Limited tax obligation bond K-12 school facility Refunding	S:AAA M:Aaa  Ins	Neg	(BC) Orrick Herrington (EN) Ambac (TR) Sacramento Co (UW) Stone & Youngberg	12-01-24 Comb	6.645 NIC

### YEARLY FISCAL STATUS REPORT INFORMATION

#### A. FUND BALANCES

<u>Year</u>	<u>Principal Amt Outstanding(\$)</u>	<u>Minimum Bond Reserve(\$)</u>	<u>Bond Reserve Fund(\$)</u>	<u>Capitalized Interest(\$)</u>	<u>Construction Fund(\$)</u>
01/02	35,755,110	0	0	0	0
03/04	33,045,110	0	0	0	0
04/05	31,055,110	0	0	0	0
05/06	28,965,110	0	0	0	0
06/07	26,775,110	0	0	0	0

#### B. TAX COLLECTION

<u>Year</u>	<u>Taxes Due(\$)</u>	<u>Taxes Unpaid(\$)</u>	<u>Percent</u>	<u>Teeter Plan</u>
01/02	8,611,590	117,134	1	Yes
03/04	10,502,671	110,037	1	Yes
04/05	12,186,847	137,798	1	Yes
05/06	13,336,084	299,138	2	Yes
06/07	14,522,586	594,359	4	Yes

#### C. DELINQUENT PARCELS

<u>Year</u>	<u>Reporting Date</u>	<u># of Parcels</u>	<u>Total Amount Due(\$)</u>
01/02	06-30-02	1,058	117,134
03/04	06-30-04	1,326	110,037
04/05	06-30-05	1,563	137,798
05/06	06-30-06	2,678	299,138
06/07	06-30-07	4,565	594,359

#### D. FORECLOSURE

<u># of Parcels</u>	<u>Total Amount of Taxes Due (\$)</u>
1	26,352
0	0
0	0
0	0
0	0

#### E. ASSESSED VALUE OF PARCELS

<u>Reporting Date</u>	<u>Appraisal/ Tax Roll</u>	<u>Assessed Value(\$)</u>
06-30-02	Tax Roll	12,426,057,447
06-30-04	Tax Roll	15,850,353,980
06-30-05	Tax Roll	19,029,076,211
06-30-06	Tax Roll	23,010,643,406
06-30-07	Tax Roll	28,181,754,001

#### F. MISCELLANEOUS

Reserve Fund Minimum Required secured by surety bond



## 2007 MELLO-ROOS YEARLY FISCAL STATUS REPORT

<u>Date</u>	<u>Amount(\$)</u>	<u>Issuing Entity, County, Type of Debt, Purpose</u>	<u>Rating(s) Enhancmt</u>	<u>Type of Sale</u>	<u>Role, Participant</u>	<u>Maturity Date/ Type</u>	<u>Interest Rate/ Type</u>
10-14-98	\$28,954,336	Elk Grove Unified School District CFD No 1 Sacramento CDIAC Number: 1998-1647 Limited tax obligation bond K-12 school facility	S:AAA/A M:Aaa/A3  Ins	Neg	(BC) Orrick Herrington (FA) Stone & Youngberg (EN) MBIA Corp (TR) Sacramento Co (UW) Salomon Smith Barney	12-01-28 Serial	5.275 TIC

### YEARLY FISCAL STATUS REPORT INFORMATION

#### A. FUND BALANCES

<u>Year</u>	<u>Principal Amt Outstanding(\$)</u>	<u>Minimum Bond Reserve(\$)</u>	<u>Bond Reserve Fund(\$)</u>	<u>Capitalized Interest(\$)</u>	<u>Construction Fund(\$)</u>	<u>Taxes Due(\$)</u>	<u>Taxes Unpaid(\$)</u>	<u>Percent</u>	<u>Teeter Plan</u>
01/02	28,719,336	0	0	0	733,643	8,611,590	117,134	1	Yes
02/03	28,629,336	0	0	0	0	9,220,299	88,081	1	Yes
03/04	28,539,336	0	0	0	0	10,502,671	110,037	1	Yes
04/05	28,424,336	0	0	0	0	12,186,847	137,798	1	Yes
05/06	28,309,336	0	0	0	0	13,336,084	299,138	2	Yes
06/07	28,189,336	0	0	0	0	14,522,586	594,359	4	Yes

#### B. TAX COLLECTION

#### C. DELINQUENT PARCELS

<u>Year</u>	<u>Reporting Date</u>	<u># of Parcels</u>	<u>Total Amount Due(\$)</u>	<u># of Parcels</u>	<u>Total Amount of Taxes Due (\$)</u>	<u>Reporting Date</u>	<u>Appraisal/ Tax Roll</u>	<u>Assessed Value(\$)</u>
01/02	06-30-02	1,058	117,134	1	26,352	06-30-02	Tax Roll	12,426,057,447
02/03	06-30-03	1,148	88,081	0	0	06-30-03	Tax Roll	13,809,974,732
03/04	06-30-04	1,326	110,037	0	0	06-30-04	Tax Roll	15,850,353,980
04/05	06-30-05	1,563	137,798	0	0	06-30-05	Tax Roll	19,029,076,211
05/06	06-30-06	2,678	299,138	0	0	06-30-06	Tax Roll	23,010,643,406
06/07	06-30-07	4,565	594,359	0	0	06-30-07	Tax Roll	28,181,754,001

#### D. FORECLOSURE

#### E. ASSESSED VALUE OF PARCELS

#### F. MISCELLANEOUS

Reserve Fund Minimum Required secured by Surety Bond.



## 2007 MELLO-ROOS YEARLY FISCAL STATUS REPORT

<u>Date</u>	<u>Amount(\$)</u>	<u>Issuing Entity, County, Type of Debt, Purpose</u>	<u>Rating(s) Enhancmt</u>	<u>Type of Sale</u>	<u>Role, Participant</u>	<u>Maturity Date/ Type</u>	<u>Interest Rate/ Type</u>
11-13-01	\$9,465,000	Elk Grove Unified School District CFD No 1 Sacramento CDIAC Number: 2001-1781 Limited tax obligation bond K-12 school facility	S:AAA M:Aaa  Ins	Comp	(BC) Orrick Herrington (FA) Stone & Youngberg (EN) Ambac (TR) Sacramento Co (UW) UBS PaineWebber	12-01-11 Serial	VAR

### YEARLY FISCAL STATUS REPORT INFORMATION

#### A. FUND BALANCES

<u>Year</u>	<u>Principal Amt Outstanding(\$)</u>	<u>Minimum Bond Reserve(\$)</u>	<u>Bond Reserve Fund(\$)</u>	<u>Capitalized Interest(\$)</u>	<u>Construction Fund(\$)</u>
01/02	9,465,000	0	0	0	9,445,002
02/03	9,030,288	0	0	0	0
03/04	7,795,000	0	0	0	0
04/05	6,925,000	0	0	0	0
05/06	6,025,000	0	0	0	0
06/07	5,095,000	0	0	0	0

#### B. TAX COLLECTION

<u>Taxes Due(\$)</u>	<u>Taxes Unpaid(\$)</u>	<u>Percent</u>	<u>Teeter Plan</u>
8,611,590	117,134	1	Yes
9,220,299	88,081	1	Yes
10,502,671	110,037	1	Yes
12,186,847	137,798	1	Yes
13,336,084	299,138	2	Yes
14,522,586	594,359	4	Yes

#### C. DELINQUENT PARCELS

<u>Year</u>	<u>Reporting Date</u>	<u># of Parcels</u>	<u>Total Amount Due(\$)</u>
01/02	06-30-02	1,058	117,134
02/03	06-30-03	1,148	88,081
03/04	06-30-04	1,326	110,037
04/05	06-30-05	1,563	137,798
05/06	06-30-06	2,678	299,138
06/07	06-30-07	4,565	594,359

#### D. FORECLOSURE

<u># of Parcels</u>	<u>Total Amount of Taxes Due (\$)</u>
1	26,352
0	0
0	0
0	0
0	0
0	0

#### E. ASSESSED VALUE OF PARCELS

<u>Reporting Date</u>	<u>Appraisal/ Tax Roll</u>	<u>Assessed Value(\$)</u>
06-30-02	Tax Roll	12,426,057,447
06-30-03	Tax Roll	13,809,974,732
06-30-04	Tax Roll	15,850,353,980
06-30-05	Tax Roll	19,029,076,211
06-30-06	Tax Roll	23,010,643,406
06-30-07	Tax Roll	28,181,754,001

#### F. MISCELLANEOUS

Reserve Fund Minimum Required secured by Surety Bond.



## 2007 MELLO-ROOS YEARLY FISCAL STATUS REPORT

<u>Date</u>	<u>Amount(\$)</u>	<u>Issuing Entity, County, Type of Debt, Purpose</u>	<u>Rating(s) Enhancmt</u>	<u>Type of Sale</u>	<u>Role, Participant</u>	<u>Maturity Date/ Type</u>	<u>Interest Rate/ Type</u>
11-13-01	\$11,878,383	Elk Grove Unified School District CFD No 1 Sacramento CDIAC Number: 2001-2060 Limited tax obligation bond K-12 school facility	S:AAA M:Aaa  Ins	Comp	(BC) Orrick Herrington (FA) Stone & Youngberg (EN) Ambac (TR) Sacramento Co (UW) Prudential Sec Inc	12-01-31 Serial	VAR

### YEARLY FISCAL STATUS REPORT INFORMATION

#### A. FUND BALANCES

<u>Year</u>	<u>Principal Amt Outstanding(\$)</u>	<u>Minimum Bond Reserve(\$)</u>	<u>Bond Reserve Fund(\$)</u>	<u>Capitalized Interest(\$)</u>	<u>Construction Fund(\$)</u>	<u>Taxes Due(\$)</u>	<u>Taxes Unpaid(\$)</u>	<u>Percent</u>	<u>Teeter Plan</u>
01/02	11,878,383	0	0	0	11,853,285	8,611,590	117,134	1	Yes
02/03	11,493,095	0	0	0	11,340,026	9,220,299	88,081	1	Yes
03/04	11,878,383	0	0	0	552,143	10,502,671	110,037	1	Yes
04/05	11,878,383	0	0	0	0	12,186,847	137,798	1	Yes
05/06	11,878,383	0	0	0	0	13,336,084	299,138	2	Yes
06/07	11,878,383	0	0	0	0	14,522,586	594,359	4	Yes

#### B. TAX COLLECTION

#### C. DELINQUENT PARCELS

<u>Year</u>	<u>Reporting Date</u>	<u># of Parcels</u>	<u>Total Amount Due(\$)</u>	<u># of Parcels</u>	<u>Total Amount of Taxes Due (\$)</u>	<u>Reporting Date</u>	<u>Appraisal/ Tax Roll</u>	<u>Assessed Value(\$)</u>
01/02	06-30-02	1,058	117,134	1	26,352	06-30-02	Tax Roll	12,426,057,447
02/03	06-30-03	1,148	88,081	0	0	06-30-03	Tax Roll	13,809,974,732
03/04	06-30-04	1,326	110,037	0	0	06-30-04	Tax Roll	15,850,353,980
04/05	06-30-05	1,563	137,798	0	0	06-30-05	Tax Roll	19,029,076,211
05/06	06-30-06	2,678	299,138	0	0	06-30-06	Tax Roll	23,010,643,406
06/07	06-30-07	4,565	594,359	0	0	06-30-07	Tax Roll	28,181,754,001

#### D. FORECLOSURE

#### E. ASSESSED VALUE OF PARCELS

#### F. MISCELLANEOUS

Reserve Fund Minimum Required secured by Surety Bond.



## 2007 MELLO-ROOS YEARLY FISCAL STATUS REPORT

<u>Date</u>	<u>Amount(\$)</u>	<u>Issuing Entity, County, Type of Debt, Purpose</u>	<u>Rating(s) Enhancmt</u>	<u>Type of Sale</u>	<u>Role, Participant</u>	<u>Maturity Date/ Type</u>	<u>Interest Rate/ Type</u>
10-21-03	\$20,215,000	Elk Grove Unified School District CFD No 1 Sacramento CDIAC Number: 2003-1828 Limited tax obligation bond K-12 school facility	S:AAA/A M:Aaa/A3  Ins	Comp	(BC) Orrick Herrington (FA) Stone & Youngberg (EN) MBIA Corp (TR) Sacramento Co (UW) UBS Financial Services	12-01-21 Serial	2.092 NIC

### YEARLY FISCAL STATUS REPORT INFORMATION

#### A. FUND BALANCES

<u>Year</u>	<u>Principal Amt Outstanding(\$)</u>	<u>Minimum Bond Reserve(\$)</u>	<u>Bond Reserve Fund(\$)</u>	<u>Capitalized Interest(\$)</u>	<u>Construction Fund(\$)</u>
03/04	28,000,848	0	0	0	20,175,987
04/05	19,695,000	0	0	0	10,616,216
05/06	18,955,000	0	0	0	2,397,179
06/07	18,040,000	0	0	0	0

#### B. TAX COLLECTION

<u>Year</u>	<u>Taxes Due(\$)</u>	<u>Taxes Unpaid(\$)</u>	<u>Percent</u>	<u>Teeter Plan</u>
03/04	10,502,671	110,037	1	Yes
04/05	12,186,847	137,798	1	Yes
05/06	13,336,084	299,138	2	Yes
06/07	14,522,586	594,359	4	Yes

#### C. DELINQUENT PARCELS

<u>Year</u>	<u>Reporting Date</u>	<u># of Parcels</u>	<u>Total Amount Due(\$)</u>
03/04	06-30-04	1,326	110,037
04/05	06-30-05	1,563	137,798
05/06	06-30-06	2,678	299,138
06/07	06-30-07	4,565	594,359

#### D. FORECLOSURE

<u># of Parcels</u>	<u>Total Amount of Taxes Due (\$)</u>
0	0
0	0
0	0
0	0

#### E. ASSESSED VALUE OF PARCELS

<u>Reporting Date</u>	<u>Appraisal/ Tax Roll</u>	<u>Assessed Value(\$)</u>
06-30-04	Tax Roll	15,850,353,980
06-30-05	Tax Roll	19,029,076,211
06-30-06	Tax Roll	23,010,643,406
06-30-07	Tax Roll	28,181,754,001

#### F. MISCELLANEOUS

Reserve Fund Minimum Required secured by Surety Bond.



## 2007 MELLO-ROOS YEARLY FISCAL STATUS REPORT

<u>Date</u>	<u>Amount(\$)</u>	<u>Issuing Entity, County, Type of Debt, Purpose</u>	<u>Rating(s) Enhancmt</u>	<u>Type of Sale</u>	<u>Role, Participant</u>	<u>Maturity Date/ Type</u>	<u>Interest Rate/ Type</u>
10-21-03	\$7,785,848	Elk Grove Unified School District CFD No 1 Sacramento CDIAC Number: 2003-2050 Limited tax obligation bond K-12 school facility	S:AAA/A M:Aaa/A3  Ins	Comp	(BC) Orrick Herrington (FA) Stone & Youngberg (EN) MBIA Corp (TR) Sacramento Co (UW) Citigroup Global Markets	12-01-33 Serial	2.092 NIC

### YEARLY FISCAL STATUS REPORT INFORMATION

#### A. FUND BALANCES

<u>Year</u>	<u>Principal Amt Outstanding(\$)</u>	<u>Minimum Bond Reserve(\$)</u>	<u>Bond Reserve Fund(\$)</u>	<u>Capitalized Interest(\$)</u>	<u>Construction Fund(\$)</u>
03/04	28,000,848	0	0	0	20,175,987
04/05	7,785,848	0	0	0	0
05/06	7,785,848	0	0	0	0
06/07	7,785,848	0	0	0	0

#### B. TAX COLLECTION

<u>Year</u>	<u>Taxes Due(\$)</u>	<u>Taxes Unpaid(\$)</u>	<u>Percent</u>	<u>Teeter Plan</u>
03/04	10,502,671	110,037	1	Yes
04/05	12,186,847	137,798	1	Yes
05/06	13,336,084	299,138	2	Yes
06/07	14,522,586	594,359	4	Yes

#### C. DELINQUENT PARCELS

<u>Year</u>	<u>Reporting Date</u>	<u># of Parcels</u>	<u>Total Amount Due(\$)</u>
03/04	06-30-04	1,326	110,037
04/05	06-30-05	1,563	137,798
05/06	06-30-06	2,678	299,138
06/07	06-30-07	4,565	594,359

#### D. FORECLOSURE

<u># of Parcels</u>	<u>Total Amount of Taxes Due (\$)</u>
0	0
0	0
0	0
0	0

#### E. ASSESSED VALUE OF PARCELS

<u>Reporting Date</u>	<u>Appraisal/ Tax Roll</u>	<u>Assessed Value(\$)</u>
06-30-04	Tax Roll	15,850,353,980
06-30-05	Tax Roll	19,029,076,211
06-30-06	Tax Roll	23,010,643,406
06-30-07	Tax Roll	28,181,754,001

#### F. MISCELLANEOUS

Reserve Fund Minimum Required secured by Surety Bond.



## 2007 MELLO-ROOS YEARLY FISCAL STATUS REPORT

<u>Date</u>	<u>Amount(\$)</u>	<u>Issuing Entity, County, Type of Debt, Purpose</u>	<u>Rating(s) Enhancmt</u>	<u>Type of Sale</u>	<u>Role, Participant</u>	<u>Maturity Date/ Type</u>	<u>Interest Rate/ Type</u>
11-08-05	\$43,540,000	Elk Grove Unified School District CFD No 1 Sacramento CDIAC Number: 2005-1623 Limited tax obligation bond K-12 school facility	S:AAA/A M:Aaa/A3  Ins	Comp	(BC) Orrick Herrington (FA) Stone & Youngberg (EN) MBIA Corp (TR) Sacramento Co (UW) Stone & Youngberg	12-01-35 Comb	4.749 NIC

### YEARLY FISCAL STATUS REPORT INFORMATION

#### A. FUND BALANCES

<u>Year</u>	<u>Principal Amt Outstanding(\$)</u>	<u>Minimum Bond Reserve(\$)</u>	<u>Bond Reserve Fund(\$)</u>	<u>Capitalized Interest(\$)</u>	<u>Construction Fund(\$)</u>
05/06	43,540,000	0	0	0	18,955,210
06/07	43,185,000	0	0	0	14,025,333

#### B. TAX COLLECTION

<u>Taxes Due(\$)</u>	<u>Taxes Unpaid(\$)</u>	<u>Percent</u>	<u>Teeter Plan</u>
13,336,084	299,138	2	Yes
14,522,586	594,359	4	Yes

#### C. DELINQUENT PARCELS

<u>Year</u>	<u>Reporting Date</u>	<u># of Parcels</u>	<u>Total Amount Due(\$)</u>
05/06	06-30-06	2,678	299,138
06/07	06-30-07	4,565	594,359

#### D. FORECLOSURE

<u># of Parcels</u>	<u>Total Amount of Taxes Due (\$)</u>
0	0
0	0

#### E. ASSESSED VALUE OF PARCELS

<u>Reporting Date</u>	<u>Appraisal/ Tax Roll</u>	<u>Assessed Value(\$)</u>
06-30-06	Tax Roll	23,010,643,406
06-30-07	Tax Roll	28,181,754,001

#### F. MISCELLANEOUS





## 2007 MELLO-ROOS YEARLY FISCAL STATUS REPORT

<u>Date</u>	<u>Amount(\$)</u>	<u>Issuing Entity, County, Type of Debt, Purpose</u>	<u>Rating(s) Enhancmt</u>	<u>Type of Sale</u>	<u>Role, Participant</u>	<u>Maturity Date/ Type</u>	<u>Interest Rate/ Type</u>
12-01-99	\$42,545,000	Folsom CFD No 10 Sacramento CDIAC Number: 1999-0243 Limited tax obligation bond Multiple capital improvements, public works Empire Ranch Refunding	NR	Neg	(BC) Orrick Herrington (FA) Public Financial (TR) Union Bank of CA (UW) Westhoff Cone	09-01-24 Comb	6.957 NIC

### YEARLY FISCAL STATUS REPORT INFORMATION

#### A. FUND BALANCES

<u>Year</u>	<u>Principal Amt Outstanding(\$)</u>	<u>Minimum Bond Reserve(\$)</u>	<u>Bond Reserve Fund(\$)</u>	<u>Capitalized Interest(\$)</u>	<u>Construction Fund(\$)</u>
01/02	42,030,000	3,841,100	3,853,936	0	3,475,941
02/03	41,445,000	3,841,100	3,864,156	0	1,203,285
03/04	40,790,000	5,558,331	5,573,066	0	17,064,464
04/05	40,060,000	5,558,331	5,610,886	0	0
05/06	39,245,000	5,558,331	5,659,870	0	0
06/07	24,000,000	2,593,058	5,672,619	0	0

#### B. TAX COLLECTION

<u>Year</u>	<u>Taxes Due(\$)</u>	<u>Taxes Unpaid(\$)</u>	<u>Percent</u>	<u>Teeter Plan</u>
01/02	3,476,001	12,951	0	No
02/03	3,516,744	11,959	0	No
03/04	5,224,290	10,062	0	No
04/05	4,968,230	24,739	0	No
05/06	5,068,166	38,668	1	No
06/07	5,169,991	98,082	2	No

#### C. DELINQUENT PARCELS

<u>Year</u>	<u>Reporting Date</u>	<u># of Parcels</u>	<u>Total Amount Due(\$)</u>
01/02	06-30-02	19	14,054
02/03	06-30-03	13	15,821
03/04	06-01-04	11	13,947
04/05	06-30-05	24	28,617
05/06	10-25-06	29	40,267
06/07	06-30-07	78	107,779

#### D. FORECLOSURE

<u># of Parcels</u>	<u>Total Amount of Taxes Due (\$)</u>
0	0
0	0
1	497
1	497
1	497
0	0

#### E. ASSESSED VALUE OF PARCELS

<u>Reporting Date</u>	<u>Appraisal/ Tax Roll</u>	<u>Assessed Value(\$)</u>
06-30-02	Tax Roll	331,885,892
06-30-03	Tax Roll	486,733,625
06-30-04	Tax Roll	571,074,948
06-30-05	Tax Roll	717,875,983
01-01-06	Tax Roll	973,183,673
01-01-07	Tax Roll	1,085,068,230

#### F. MISCELLANEOUS



## 2007 MELLO-ROOS YEARLY FISCAL STATUS REPORT

<u>Date</u>	<u>Amount(\$)</u>	<u>Issuing Entity, County, Type of Debt, Purpose</u>	<u>Rating(s) Enhancmt</u>	<u>Type of Sale</u>	<u>Role, Participant</u>	<u>Maturity Date/ Type</u>	<u>Interest Rate/ Type</u>
10-08-03	\$24,015,000	Folsom CFD No 10 Sacramento CDIAC Number: 2003-1439 Limited tax obligation bond Multiple capital improvements, public works	NR	Neg	(BC) Orrick Herrington (FA) Public Financial (TR) Union Bank of CA (UW) US Bancorp Piper	09-01-28 Comb	5.908 NIC

### YEARLY FISCAL STATUS REPORT INFORMATION

#### A. FUND BALANCES

<u>Year</u>	<u>Principal Amt Outstanding(\$)</u>	<u>Minimum Bond Reserve(\$)</u>	<u>Bond Reserve Fund(\$)</u>	<u>Capitalized Interest(\$)</u>	<u>Construction Fund(\$)</u>
03/04	24,015,000	5,558,331	5,573,066	0	17,064,464
04/05	23,880,000	5,558,331	5,610,886	0	200,250
05/06	23,880,000	5,558,331	5,659,870	0	208,548
06/07	340,000	2,593,058	5,672,619	0	0

#### B. TAX COLLECTION

<u>Taxes Due(\$)</u>	<u>Taxes Unpaid(\$)</u>	<u>Percent</u>	<u>Teeter Plan</u>
5,224,290	10,062	0	No
4,968,230	24,739	0	No
5,068,166	38,668	1	No
5,169,991	96,082	2	No

#### C. DELINQUENT PARCELS

<u>Year</u>	<u>Reporting Date</u>	<u># of Parcels</u>	<u>Total Amount Due(\$)</u>
03/04	06-30-04	11	13,947
04/05	06-30-05	24	28,617
05/06	10-25-06	29	40,267
06/07	06-30-07	78	107,779

#### D. FORECLOSURE

<u># of Parcels</u>	<u>Total Amount of Taxes Due (\$)</u>
0	0
0	0
0	0
0	0

#### E. ASSESSED VALUE OF PARCELS

<u>Reporting Date</u>	<u>Appraisal/ Tax Roll</u>	<u>Assessed Value(\$)</u>
06-30-04	Tax Roll	571,074,948
06-30-05	Tax Roll	717,875,983
01-01-06	Tax Roll	973,183,673
01-01-07	Tax Roll	1,085,068,230

#### F. MISCELLANEOUS



## 2007 MELLO-ROOS YEARLY FISCAL STATUS REPORT

<u>Date</u>	<u>Amount(\$)</u>	<u>Issuing Entity, County, Type of Debt, Purpose</u>	<u>Rating(s) Enhancmt</u>	<u>Type of Sale</u>	<u>Role, Participant</u>	<u>Maturity Date/ Type</u>	<u>Interest Rate/ Type</u>
12-17-98	\$11,835,000	Folsom CFD No 11 Sacramento CDIAC Number: 1998-1094 Limited tax obligation bond Multiple capital improvements, public works Willow Springs	NR	Neg	(BC) Orrick Herrington (FA) Public Financial (TR) Union Bank of CA (UW) Westhoff Cone	09-01-23 Comb	5.782 NIC

### YEARLY FISCAL STATUS REPORT INFORMATION

#### A. FUND BALANCES

<u>Year</u>	<u>Principal Amt Outstanding(\$)</u>	<u>Minimum Bond Reserve(\$)</u>	<u>Bond Reserve Fund(\$)</u>	<u>Capitalized Interest(\$)</u>	<u>Construction Fund(\$)</u>
01/02	10,900,000	950,163	987,513	0	298,637
02/03	10,720,000	950,425	987,513	0	302,963
03/04	10,515,000	950,425	987,513	0	305,794
04/05	10,285,000	950,425	987,513	0	218,303
05/06	10,025,000	950,425	987,513	0	227,350
06/07	9,735,000	950,425	987,513	0	90,437

#### B. TAX COLLECTION

<u>Taxes Due(\$)</u>	<u>Taxes Unpaid(\$)</u>	<u>Percent</u>	<u>Teeter Plan</u>
1,011,790	3,839	0	No
1,066,762	2,095	0	No
1,083,659	2,061	0	No
1,105,161	0	0	No
1,148,246	46,031	4	No
1,148,246	95,754	8	No

#### C. DELINQUENT PARCELS

<u>Year</u>	<u>Reporting Date</u>	<u># of Parcels</u>	<u>Total Amount Due(\$)</u>
01/02	06-30-02	6	4,181
02/03	06-30-03	3	2,437
03/04	06-30-04	4	2,403
04/05	06-30-05	0	0
05/06	10-25-06	5	46,031
06/07	06-30-07	12	95,754

#### D. FORECLOSURE

<u># of Parcels</u>	<u>Total Amount of Taxes Due (\$)</u>
0	0
0	0
1	342
0	0
0	0
0	0

#### E. ASSESSED VALUE OF PARCELS

<u>Reporting Date</u>	<u>Appraisal/ Tax Roll</u>	<u>Assessed Value(\$)</u>
06-30-02	Tax Roll	151,561,187
06-30-03	Tax Roll	182,466,045
06-30-04	Tax Roll	198,159,296
06-30-05	Tax Roll	215,261,127
01-01-06	Tax Roll	230,762,060
01-01-07	Tax Roll	237,542,027

#### F. MISCELLANEOUS



## 2007 MELLO-ROOS YEARLY FISCAL STATUS REPORT

<u>Date</u>	<u>Amount(\$)</u>	<u>Issuing Entity, County, Type of Debt, Purpose</u>	<u>Rating(s) Enhancmt</u>	<u>Type of Sale</u>	<u>Role, Participant</u>	<u>Maturity Date/ Type</u>	<u>Interest Rate/ Type</u>
04-23-02	\$18,200,000	Folsom CFD No 14 Sacramento CDIAC Number: 2002-0084 Limited tax obligation bond Multiple capital improvements, public works Parkway Phase II	NR	Neg	(BC) Orrick Herrington (FA) Public Financial (TR) Union Bank of CA (UW) Westhoff Cone	09-01-32 Comb	6.309 NIC

### YEARLY FISCAL STATUS REPORT INFORMATION

#### A. FUND BALANCES

<u>Year</u>	<u>Principal Amt Outstanding(\$)</u>	<u>Minimum Bond Reserve(\$)</u>	<u>Bond Reserve Fund(\$)</u>	<u>Capitalized Interest(\$)</u>	<u>Construction Fund(\$)</u>
01/02	18,200,000	1,505,689	1,505,689	0	15,480,430
02/03	18,200,000	1,505,689	1,505,689	0	13,431,028
03/04	18,165,000	1,505,689	1,505,689	0	7,232,352
04/05	18,105,000	1,505,689	1,505,689	0	2,786,929
05/06	18,020,000	1,505,689	1,505,689	0	1,644,185
06/07	17,910,000	1,505,689	1,505,689	0	1,219,234

#### B. TAX COLLECTION

<u>Taxes Due(\$)</u>	<u>Taxes Unpaid(\$)</u>	<u>Percent</u>	<u>Teeter Plan</u>
0	0	0	No
1,269,776	598	0	No
1,247,100	3,181	0	No
1,225,117	53,523	4	No
1,279,787	7,740	1	No
1,305,741	26,778	2	No

#### C. DELINQUENT PARCELS

<u>Year</u>	<u>Reporting Date</u>	<u># of Parcels</u>	<u>Total Amount Due(\$)</u>
01/02	06-30-02	0	0
02/03	06-30-03	1	598
03/04	06-30-04	5	3,181
04/05	06-30-05	7	53,523
05/06	10-25-06	13	8,307
06/07	06-30-07	36	32,457

#### D. FORECLOSURE

<u># of Parcels</u>	<u>Total Amount of Taxes Due (\$)</u>
0	0
0	0
0	0
0	0
0	0
0	0

#### E. ASSESSED VALUE OF PARCELS

<u>Reporting Date</u>	<u>Appraisal/ Tax Roll</u>	<u>Assessed Value(\$)</u>
06-30-02	Tax Roll	8,261,509
06-30-03	Tax Roll	68,025,387
06-30-04	Tax Roll	167,261,728
06-30-05	Tax Roll	363,645,100
01-01-06	Tax Roll	464,377,205
01-01-07	Tax Roll	560,339,743

#### F. MISCELLANEOUS



## 2007 MELLO-ROOS YEARLY FISCAL STATUS REPORT

<u>Date</u>	<u>Amount(\$)</u>	<u>Issuing Entity, County, Type of Debt, Purpose</u>	<u>Rating(s) Enhancmt</u>	<u>Type of Sale</u>	<u>Role, Participant</u>	<u>Maturity Date/ Type</u>	<u>Interest Rate/ Type</u>
09-05-97	\$19,000,000	Folsom CFD No 2 Sacramento CDIAC Number: 1997-1407 Limited tax obligation bond Multiple capital improvements, public works Natoma Station Refunding	S:AAA    Ins	Neg	(BC) Orrick Herrington (FA) Public Financial (EN) ConnieLee (TR) Union Bank of CA (UW) Westhoff Cone	12-01-19 Comb	5.365 NIC

### YEARLY FISCAL STATUS REPORT INFORMATION

#### A. FUND BALANCES

<u>Year</u>	<u>Principal Amt Outstanding(\$)</u>	<u>Minimum Bond Reserve(\$)</u>	<u>Bond Reserve Fund(\$)</u>	<u>Capitalized Interest(\$)</u>	<u>Construction Fund(\$)</u>	<u>Taxes Due(\$)</u>	<u>Taxes Unpaid(\$)</u>	<u>Percent</u>	<u>Teeter Plan</u>
01/02	17,875,000	1,496,300	1,503,141	0	43,899	1,552,690	3,672	0	No
02/03	17,280,000	1,496,300	1,500,568	0	44,914	1,544,781	3,121	0	No
03/04	16,660,000	1,496,300	1,507,937	0	45,595	1,548,002	5,275	0	No
04/05	16,010,000	1,496,300	1,509,208	0	0	1,543,460	5,134	0	No
05/06	15,335,000	1,496,300	1,508,740	0	0	1,548,670	4,755	0	No
06/07	13,885	1,496,300	1,509,503	0	0	1,546,206	10,537	1	No

#### B. TAX COLLECTION

#### C. DELINQUENT PARCELS

<u>Year</u>	<u>Reporting Date</u>	<u># of Parcels</u>	<u>Total Amount Due(\$)</u>	<u># of Parcels</u>	<u>Total Amount of Taxes Due (\$)</u>	<u>Reporting Date</u>	<u>Appraisal/ Tax Roll</u>	<u>Assessed Value(\$)</u>
01/02	06-30-02	10	5,078	1	567	06-30-02	Tax Roll	415,555,687
02/03	06-30-03	6	5,067	0	0	06-30-03	Tax Roll	436,844,584
03/04	06-30-04	10	7,529	0	0	06-30-04	Tax Roll	475,297,809
04/05	06-30-05	10	6,360	0	0	06-30-05	Tax Roll	518,605,709
05/06	10-25-06	10	6,748	0	0	01-01-06	Tax Roll	543,744,524
06/07	06-30-07	23	16,213	0	0	01-01-07	Tax Roll	619,134,491

#### D. FORECLOSURE

#### E. ASSESSED VALUE OF PARCELS

#### F. MISCELLANEOUS



## 2007 MELLO-ROOS YEARLY FISCAL STATUS REPORT

<u>Date</u>	<u>Amount(\$)</u>	<u>Issuing Entity, County, Type of Debt, Purpose</u>	<u>Rating(s) Enhancmt</u>	<u>Type of Sale</u>	<u>Role, Participant</u>	<u>Maturity Date/ Type</u>	<u>Interest Rate/ Type</u>
04-22-98	\$4,340,000	Folsom CFD No 4 Sacramento CDIAC Number: 1998-0686 Limited tax obligation bond Other capital improvements, public works Refunding	S:AAA M:Aaa F:AAA  Ins	Neg	(BC) Orrick Herrington (FA) Public Financial (EN) MBIA Corp (TR) Union Bank of CA (UW) Westhoff Cone	08-01-18 Comb	5.11 NIC

### YEARLY FISCAL STATUS REPORT INFORMATION

#### A. FUND BALANCES

<u>Year</u>	<u>Principal Amt Outstanding(\$)</u>	<u>Minimum Bond Reserve(\$)</u>	<u>Bond Reserve Fund(\$)</u>	<u>Capitalized Interest(\$)</u>	<u>Construction Fund(\$)</u>
01/02	3,905,000	346,710	346,710	0	0
02/03	3,750,000	346,710	346,710	0	0
03/04	3,585,000	346,710	346,710	0	0
04/05	3,415,000	346,495	346,710	0	0
05/06	3,235,000	346,495	346,710	0	0
06/07	3,050,000	346,495	346,495	0	0

#### B. TAX COLLECTION

<u>Taxes Due(\$)</u>	<u>Taxes Unpaid(\$)</u>	<u>Percent</u>	<u>Teeter Plan</u>
328,490	1,804	1	No
329,841	973	0	No
337,804	568	0	No
391,408	942	0	No
387,698	10,386	3	No
390,686	14,185	4	No

#### C. DELINQUENT PARCELS

<u>Year</u>	<u>Reporting Date</u>	<u># of Parcels</u>	<u>Total Amount Due(\$)</u>
01/02	06-30-02	8	2,221
02/03	06-30-03	5	1,390
03/04	06-30-04	3	984
04/05	06-30-05	2	942
05/06	10-25-06	4	10,386
06/07	06-30-07	27	23,831

#### D. FORECLOSURE

<u># of Parcels</u>	<u>Total Amount of Taxes Due (\$)</u>
1	417
0	0
1	417
0	0
0	0
0	0

#### E. ASSESSED VALUE OF PARCELS

<u>Reporting Date</u>	<u>Appraisal/ Tax Roll</u>	<u>Assessed Value(\$)</u>
06-30-02	Tax Roll	132,278,263
06-30-03	Tax Roll	140,724,659
06-30-04	Tax Roll	151,268,009
06-30-05	Tax Roll	178,005,107
01-01-06	Tax Roll	207,760,472
01-01-07	Tax Roll	221,074,245

#### F. MISCELLANEOUS



## 2007 MELLO-ROOS YEARLY FISCAL STATUS REPORT

<u>Date</u>	<u>Amount(\$)</u>	<u>Issuing Entity, County, Type of Debt, Purpose</u>	<u>Rating(s) Enhancmt</u>	<u>Type of Sale</u>	<u>Role, Participant</u>	<u>Maturity Date/ Type</u>	<u>Interest Rate/ Type</u>
06-17-99	\$16,650,000	Folsom CFD No 7 Sacramento CDIAC Number: 1998-1978 Limited tax obligation bond Multiple capital improvements, public works	NR	Neg	(BC) Orrick Herrington (FA) Public Financial (TR) BNY Western Trust (UW) Westhoff Cone	09-01-24 Comb	5.997 NIC

### YEARLY FISCAL STATUS REPORT INFORMATION

#### A. FUND BALANCES

<u>Year</u>	<u>Principal Amt Outstanding(\$)</u>	<u>Minimum Bond Reserve(\$)</u>	<u>Bond Reserve Fund(\$)</u>	<u>Capitalized Interest(\$)</u>	<u>Construction Fund(\$)</u>
01/02	16,110,000	2,778,428	3,000,762	0	132,878
02/03	15,740,000	2,778,428	2,788,294	0	158
03/04	15,350,000	2,881,973	2,884,077	0	160
04/05	14,945,000	2,881,973	2,892,892	0	0
05/06	14,520,000	2,882,223	2,900,339	0	0
06/07	13,815,000	2,842,483	2,902,795	0	0

#### B. TAX COLLECTION

<u>Year</u>	<u>Taxes Due(\$)</u>	<u>Taxes Unpaid(\$)</u>	<u>Percent</u>	<u>Teeter Plan</u>
01/02	3,004,522	7,655	0	No
02/03	2,330,303	2,788	0	No
03/04	3,072,550	6,131	0	No
04/05	2,945,529	7,269	0	No
05/06	2,934,586	27,325	1	No
06/07	2,935,080	97,081	3	No

#### C. DELINQUENT PARCELS

<u>Year</u>	<u>Reporting Date</u>	<u># of Parcels</u>	<u>Total Amount Due(\$)</u>
01/02	06-30-02	17	11,689
02/03	06-30-03	4	7,249
03/04	06-30-04	9	6,131
04/05	06-30-05	11	8,165
05/06	10-25-06	19	28,046
06/07	06-30-07	86	116,871

#### D. FORECLOSURE

<u># of Parcels</u>	<u>Total Amount of Taxes Due (\$)</u>
0	0
0	0
0	0
0	0
0	0
0	0

#### E. ASSESSED VALUE OF PARCELS

<u>Reporting Date</u>	<u>Appraisal/ Tax Roll</u>	<u>Assessed Value(\$)</u>
06-30-02	Tax Roll	323,334,423
06-30-03	Tax Roll	462,680,856
06-30-04	Tax Roll	594,896,343
06-30-05	Tax Roll	694,891,662
01-01-06	Tax Roll	867,712,447
01-01-07	Tax Roll	943,151,867

#### F. MISCELLANEOUS



## 2007 MELLO-ROOS YEARLY FISCAL STATUS REPORT

<u>Date</u>	<u>Amount(\$)</u>	<u>Issuing Entity, County, Type of Debt, Purpose</u>	<u>Rating(s) Enhancmt</u>	<u>Type of Sale</u>	<u>Role, Participant</u>	<u>Maturity Date/ Type</u>	<u>Interest Rate/ Type</u>
05-19-04	\$17,805,000	Folsom CFD No 7 Sacramento CDIAC Number: 2004-1210 Limited tax obligation bond Multiple capital improvements, public works Refunding	NR	Neg	(BC) Orrick Herrington (FA) Public Financial (TR) Union Bank of CA (UW) Folsom PFA	09-01-21 Serial	4.749 NIC

### YEARLY FISCAL STATUS REPORT INFORMATION

#### A. FUND BALANCES

<u>Year</u>	<u>Principal Amt Outstanding(\$)</u>	<u>Minimum Bond Reserve(\$)</u>	<u>Bond Reserve Fund(\$)</u>	<u>Capitalized Interest(\$)</u>	<u>Construction Fund(\$)</u>
03/04	17,805,000	2,881,973	2,884,077	0	160
04/05	17,805,000	2,881,973	2,892,892	0	0
05/06	17,225,000	2,882,223	2,900,339	0	0
06/07	16,170,000	2,842,483	2,902,795	0	0

#### B. TAX COLLECTION

<u>Year</u>	<u>Taxes Due(\$)</u>	<u>Taxes Unpaid(\$)</u>	<u>Percent</u>	<u>Teeter Plan</u>
03/04	3,072,550	6,131	0	No
04/05	2,945,529	7,269	0	No
05/06	2,934,586	27,325	1	No
06/07	2,935,080	97,081	3	No

#### C. DELINQUENT PARCELS

<u>Year</u>	<u>Reporting Date</u>	<u># of Parcels</u>	<u>Total Amount Due(\$)</u>
03/04	06-30-04	9	6,131
04/05	06-30-05	11	8,165
05/06	10-25-06	19	28,046
06/07	06-30-07	86	116,871

#### D. FORECLOSURE

<u># of Parcels</u>	<u>Total Amount of Taxes Due (\$)</u>
0	0
0	0
0	0
0	0

#### E. ASSESSED VALUE OF PARCELS

<u>Reporting Date</u>	<u>Appraisal/ Tax Roll</u>	<u>Assessed Value(\$)</u>
06-30-04	Tax Roll	594,896,343
06-30-05	Tax Roll	694,891,662
01-01-06	Tax Roll	867,712,447
01-01-07	Tax Roll	943,151,867

#### F. MISCELLANEOUS





## 2007 MELLO-ROOS YEARLY FISCAL STATUS REPORT

<u>Date</u>	<u>Amount(\$)</u>	<u>Issuing Entity, County, Type of Debt, Purpose</u>	<u>Rating(s) Enhancmt</u>	<u>Type of Sale</u>	<u>Role, Participant</u>	<u>Maturity Date/ Type</u>	<u>Interest Rate/ Type</u>
05-19-04	\$4,680,000	Folsom CFD No 8 Sacramento CDIAC Number: 2004-1211 Limited tax obligation bond Multiple capital improvements, public works Refunding	NR	Neg	(BC) Orrick Herrington (FA) Public Financial (TR) Union Bank of CA (UW) Folsom PFA	09-01-21 Serial	4.749 NIC

### YEARLY FISCAL STATUS REPORT INFORMATION

#### A. FUND BALANCES

<u>Year</u>	<u>Principal Amt Outstanding(\$)</u>	<u>Minimum Bond Reserve(\$)</u>	<u>Bond Reserve Fund(\$)</u>	<u>Capitalized Interest(\$)</u>	<u>Construction Fund(\$)</u>
03/04	4,680,000	424,535	424,535	0	0
04/05	4,680,000	424,535	424,535	0	0
05/06	4,555,000	424,535	424,535	0	0
06/07	4,370,000	424,535	424,535	0	0

#### B. TAX COLLECTION

<u>Year</u>	<u>Taxes Due(\$)</u>	<u>Taxes Unpaid(\$)</u>	<u>Percent</u>	<u>Teeter Plan</u>
03/04	419,323	1,045	0	No
04/05	423,416	1,583	0	No
05/06	430,893	1,611	0	No
06/07	435,485	3,257	1	No

#### C. DELINQUENT PARCELS

<u>Year</u>	<u>Reporting Date</u>	<u># of Parcels</u>	<u>Total Amount Due(\$)</u>
03/04	06-30-04	1	2,067
04/05	06-30-05	3	1,583
05/06	10-25-06	2	1,611
06/07	06-30-07	7	3,794

#### D. FORECLOSURE

<u># of Parcels</u>	<u>Total Amount of Taxes Due (\$)</u>
0	0
0	0
0	0
0	0

#### E. ASSESSED VALUE OF PARCELS

<u>Reporting Date</u>	<u>Appraisal/ Tax Roll</u>	<u>Assessed Value(\$)</u>
06-30-04	Tax Roll	129,197,323
06-30-05	Tax Roll	137,742,843
01-01-06	Tax Roll	147,102,274
01-01-07	Tax Roll	152,633,191

#### F. MISCELLANEOUS



## 2007 MELLO-ROOS YEARLY FISCAL STATUS REPORT

<u>Date</u>	<u>Amount(\$)</u>	<u>Issuing Entity, County, Type of Debt, Purpose</u>	<u>Rating(s) Enhancmt</u>	<u>Type of Sale</u>	<u>Role, Participant</u>	<u>Maturity Date/ Type</u>	<u>Interest Rate/ Type</u>
03-03-98	\$3,405,000	Folsom Heights CFD No 3 Sacramento CDIAC Number: 1998-0221 Limited tax obligation bond Multiple capital improvements, public works Refunding	NR	Neg	(BC) Orrick Herrington (FA) Public Financial (TR) Union Bank of CA (UW) Westhoff Cone	12-01-15 Comb	5.464 NIC

### YEARLY FISCAL STATUS REPORT INFORMATION

#### A. FUND BALANCES

<u>Year</u>	<u>Principal Amt Outstanding(\$)</u>	<u>Minimum Bond Reserve(\$)</u>	<u>Bond Reserve Fund(\$)</u>	<u>Capitalized Interest(\$)</u>	<u>Construction Fund(\$)</u>
01/02	2,910,000	305,526	306,650	0	1,288
02/03	2,760,000	305,526	306,650	0	1,318
03/04	2,605,000	305,526	306,650	0	1,338
04/05	2,445,000	305,526	306,650	0	0
05/06	2,275,000	305,526	306,650	0	0
06/07	2,095,000	305,526	305,526	0	0

#### B. TAX COLLECTION

<u>Taxes Due(\$)</u>	<u>Taxes Unpaid(\$)</u>	<u>Percent</u>	<u>Teeter Plan</u>
357,871	1,974	1	No
350,425	1,289	0	No
348,037	1,920	1	No
349,408	1,855	1	No
346,977	8,009	2	No
350,398	32,609	9	No

#### C. DELINQUENT PARCELS

<u>Year</u>	<u>Reporting Date</u>	<u># of Parcels</u>	<u>Total Amount Due(\$)</u>
01/02	06-30-02	3	3,243
02/03	06-30-03	2	3,873
03/04	06-30-04	2	4,524
04/05	06-30-05	2	2,494
05/06	10-25-06	9	8,009
06/07	06-30-07	38	36,921

#### D. FORECLOSURE

<u># of Parcels</u>	<u>Total Amount of Taxes Due (\$)</u>
0	0
0	0
0	0
0	0
0	0
0	0

#### E. ASSESSED VALUE OF PARCELS

<u>Reporting Date</u>	<u>Appraisal/ Tax Roll</u>	<u>Assessed Value(\$)</u>
06-30-02	Tax Roll	39,458,098
06-30-03	Tax Roll	42,322,748
06-30-04	Tax Roll	48,656,483
06-30-05	Tax Roll	66,793,920
01-01-06	Tax Roll	94,442,694
01-01-07	Tax Roll	104,890,210

#### F. MISCELLANEOUS



## 2007 MELLO-ROOS YEARLY FISCAL STATUS REPORT

<u>Date</u>	<u>Amount(\$)</u>	<u>Issuing Entity, County, Type of Debt, Purpose</u>	<u>Rating(s) Enhancmt</u>	<u>Type of Sale</u>	<u>Role, Participant</u>	<u>Maturity Date/ Type</u>	<u>Interest Rate/ Type</u>
11-22-05	\$12,445,000	Galt CFD No 1988-1 Sacramento CDIAC Number: 2005-1832 Limited tax obligation bond Multiple capital improvements, public works Galt Northeast Area Refunding	S:AAA/A-      Ins	Neg	(BC) Jones Hall (EN) Ambac (TR) The Bank of NY Trust Co (UW) Piper Jaffray & Co	09-01-17 Serial	4.176 NIC

### YEARLY FISCAL STATUS REPORT INFORMATION

#### A. FUND BALANCES

<u>Year</u>	<u>Principal Amt Outstanding(\$)</u>	<u>Minimum Bond Reserve(\$)</u>	<u>Bond Reserve Fund(\$)</u>	<u>Capitalized Interest(\$)</u>	<u>Construction Fund(\$)</u>
05/06	12,445,000	1,244,500	1,261,935	0	0
06/07	11,400,000	1,244,500	1,258,503	0	0

#### B. TAX COLLECTION

<u>Taxes Due(\$)</u>	<u>Taxes Unpaid(\$)</u>	<u>Percent</u>	<u>Teeter Plan</u>
1,437,498	31,827	2	Yes
1,297,390	41,627	3	Yes

#### C. DELINQUENT PARCELS

<u>Year</u>	<u>Reporting Date</u>	<u># of Parcels</u>	<u>Total Amount Due(\$)</u>
05/06	06-30-06	118	111,007
06/07	06-30-07	137	125,724

#### D. FORECLOSURE

<u># of Parcels</u>	<u>Total Amount of Taxes Due (\$)</u>
0	0
1	79,768

#### E. ASSESSED VALUE OF PARCELS

<u>Reporting Date</u>	<u>Appraisal/ Tax Roll</u>	<u>Assessed Value(\$)</u>
01-01-06	Tax Roll	696,042,425
06-30-07	Tax Roll	798,240,884

#### F. MISCELLANEOUS



## 2007 MELLO-ROOS YEARLY FISCAL STATUS REPORT

<u>Date</u>	<u>Amount(\$)</u>	<u>Issuing Entity, County, Type of Debt, Purpose</u>	<u>Rating(s) Enhancmt</u>	<u>Type of Sale</u>	<u>Role, Participant</u>	<u>Maturity Date/ Type</u>	<u>Interest Rate/ Type</u>
04-30-99	\$4,450,000	Galt Middle School Joint Powers Authority CFD No 1 Sacramento CDIAC Number: 1999-0382 Limited tax obligation bond K-12 school facility Middle school Refunding	NR	Neg	(BC) Cox Castle Nicholson (TR) Dai-Ichi Kangyo (UW) Altura Nelson	09-01-12 Comb	5.321 TIC

### YEARLY FISCAL STATUS REPORT INFORMATION

#### A. FUND BALANCES

<u>Year</u>	<u>Principal Amt Outstanding(\$)</u>	<u>Minimum Bond Reserve(\$)</u>	<u>Bond Reserve Fund(\$)</u>	<u>Capitalized Interest(\$)</u>	<u>Construction Fund(\$)</u>	<u>Taxes Due(\$)</u>	<u>Taxes Unpaid(\$)</u>	<u>Percent</u>	<u>Teeter Plan</u>
01/02	3,755,000	445,000	445,012	0	0	36,901	650	2	No
02/03	3,485,000	445,000	451,502	0	0	119,570	0	0	No
03/04	3,205,000	445,000	457,213	0	0	73,315	0	0	No
04/05	2,915,000	445,000	454,620	0	0	128,616	0	0	No
05/06	2,610,000	445,000	458,389	0	0	126,213	0	0	No
06/07	2,290,000	445,000	453,355	0	0	125,669	0	0	No

#### B. TAX COLLECTION

#### C. DELINQUENT PARCELS

<u>Year</u>	<u>Reporting Date</u>	<u># of Parcels</u>	<u>Total Amount Due(\$)</u>	<u># of Parcels</u>	<u>Total Amount of Taxes Due (\$)</u>	<u>Reporting Date</u>	<u>Appraisal/ Tax Roll</u>	<u>Assessed Value(\$)</u>
01/02	06-30-02	1	650	0	0	06-30-02	Tax Roll	21,835,704
02/03	06-30-03	0	0	0	0	06-30-03	Tax Roll	21,413,990
03/04	06-30-04	0	0	0	0	06-30-04	Tax Roll	18,272,119
04/05	06-30-05	0	0	0	0	06-30-05	Tax Roll	18,372,971
05/06	06-30-06	0	0	0	0	01-01-06	Tax Roll	18,798,565
06/07	06-30-07	1	994	0	0	06-30-07	Tax Roll	19,177,020

#### D. FORECLOSURE

#### E. ASSESSED VALUE OF PARCELS

#### F. MISCELLANEOUS



## 2007 MELLO-ROOS YEARLY FISCAL STATUS REPORT

<u>Date</u>	<u>Amount(\$)</u>	<u>Issuing Entity, County, Type of Debt, Purpose</u>	<u>Rating(s) Enhancmt</u>	<u>Type of Sale</u>	<u>Role, Participant</u>	<u>Maturity Date/ Type</u>	<u>Interest Rate/ Type</u>
10-22-03	\$23,415,000	Rancho Cordova CFD No 2003-1 Sacramento CDIAC Number: 2003-1950 Limited tax obligation bond Multiple capital improvements, public works Sunridge Anatolia	NR	Neg	(BC) Jones Hall (FA) Urban Futures (TR) US Bank Natl Assoc (UW) US Bancorp Piper	09-01-37 Comb	6.151 NIC

### YEARLY FISCAL STATUS REPORT INFORMATION

#### A. FUND BALANCES

<u>Year</u>	<u>Principal Amt Outstanding(\$)</u>	<u>Minimum Bond Reserve(\$)</u>	<u>Bond Reserve Fund(\$)</u>	<u>Capitalized Interest(\$)</u>	<u>Construction Fund(\$)</u>
03/04	23,415,000	2,286,245	2,298,263	0	19,363,457
04/05	23,415,000	2,258,412	2,298,262	0	9,480,984
05/06	2,341,500	2,298,262	2,298,262	0	24,595
06/07	23,415,000	2,298,262	2,298,262	0	25,458

#### B. TAX COLLECTION

<u>Year</u>	<u>Taxes Due(\$)</u>	<u>Taxes Unpaid(\$)</u>	<u>Percent</u>	<u>Teeter Plan</u>
03/04	0	0	0	No
04/05	3,603,854	36,228	1	No
05/06	3,671,652	21,474	1	Yes
06/07	3,751,647	104,542	3	Yes

#### C. DELINQUENT PARCELS

<u>Year</u>	<u>Reporting Date</u>	<u># of Parcels</u>	<u>Total Amount Due(\$)</u>
03/04	06-30-04	0	0
04/05	06-30-05	2	36,228
05/06	06-30-06	34	21,474
06/07	07-11-07	113	104,542

#### D. FORECLOSURE

<u># of Parcels</u>	<u>Total Amount of Taxes Due (\$)</u>
0	0
0	0
0	0
0	0

#### E. ASSESSED VALUE OF PARCELS

<u>Reporting Date</u>	<u>Appraisal/ Tax Roll</u>	<u>Assessed Value(\$)</u>
06-30-04	Appraisal	131,652,341
06-30-05	Appraisal	102,814,851
07-01-06	Tax Roll	477,484,366
07-01-07	Tax Roll	873,908,449

#### F. MISCELLANEOUS



## 2007 MELLO-ROOS YEARLY FISCAL STATUS REPORT

<u>Date</u>	<u>Amount(\$)</u>	<u>Issuing Entity, County, Type of Debt, Purpose</u>	<u>Rating(s) Enhancmt</u>	<u>Type of Sale</u>	<u>Role, Participant</u>	<u>Maturity Date/ Type</u>	<u>Interest Rate/ Type</u>
12-15-05	\$14,660,000	Rancho Cordova CFD No 2003-1 Sacramento CDIAC Number: 2005-1948 Limited tax obligation bond Multiple capital improvements, public works Sunridge-Anatolia	NR	Neg	(BC) Jones Hall (FA) Public Financial (TR) US Bank Natl Assoc (UW) Piper Jaffray & Co	09-01-37 Comb	5.48 NIC

### YEARLY FISCAL STATUS REPORT INFORMATION

#### A. FUND BALANCES

<u>Year</u>	<u>Principal Amt Outstanding(\$)</u>	<u>Minimum Bond Reserve(\$)</u>	<u>Bond Reserve Fund(\$)</u>	<u>Capitalized Interest(\$)</u>	<u>Construction Fund(\$)</u>
05/06	14,660,000	1,207,975	1,228,855	0	7,139,542
06/07	14,660,000	1,207,975	1,227,064	0	7,656

#### B. TAX COLLECTION

<u>Year</u>	<u>Taxes Due(\$)</u>	<u>Taxes Unpaid(\$)</u>	<u>Percent</u>	<u>Teeter Plan</u>
05/06	3,671,652	21,474	1	Yes
06/07	3,751,647	104,542	3	Yes

#### C. DELINQUENT PARCELS

<u>Year</u>	<u>Reporting Date</u>	<u># of Parcels</u>	<u>Total Amount Due(\$)</u>
05/06	06-30-06	34	21,474
06/07	07-11-07	113	104,542

#### D. FORECLOSURE

<u># of Parcels</u>	<u>Total Amount of Taxes Due (\$)</u>
0	0
0	0

#### E. ASSESSED VALUE OF PARCELS

<u>Reporting Date</u>	<u>Appraisal/ Tax Roll</u>	<u>Assessed Value(\$)</u>
07-01-06	Tax Roll	477,484,366
07-01-07	Tax Roll	873,908,449

#### F. MISCELLANEOUS



## 2007 MELLO-ROOS YEARLY FISCAL STATUS REPORT

<u>Date</u>	<u>Amount(\$)</u>	<u>Issuing Entity, County, Type of Debt, Purpose</u>	<u>Rating(s) Enhancmt</u>	<u>Type of Sale</u>	<u>Role, Participant</u>	<u>Maturity Date/ Type</u>	<u>Interest Rate/ Type</u>
08-14-02	\$8,760,000	Rancho Murieta Community Services District CFD No 1 Sacramento CDIAC Number: 2002-1126 Limited tax obligation bond Water supply, storage, distribution Refunding	NR	Neg	(BC) Orrick Herrington (TR) US Bank Natl Assoc (UW) E Wagner & Assoc	10-01-15 Comb	5.071 NIC

### YEARLY FISCAL STATUS REPORT INFORMATION

#### A. FUND BALANCES

<u>Year</u>	<u>Principal Amt Outstanding(\$)</u>	<u>Minimum Bond Reserve(\$)</u>	<u>Bond Reserve Fund(\$)</u>	<u>Capitalized Interest(\$)</u>	<u>Construction Fund(\$)</u>
02/03	8,760,000	876,000	880,000	0	0
03/04	8,270,000	876,000	876,972	0	0
05/06	6,590,000	876,000	881,740	0	0
06/07	6,590,000	876,000	886,665	0	0

#### B. TAX COLLECTION

<u>Year</u>	<u>Taxes Due(\$)</u>	<u>Taxes Unpaid(\$)</u>	<u>Percent</u>	<u>Teeter Plan</u>
02/03	956,706	2,566	0	No
03/04	953,129	2,431	0	No
05/06	960,648	142,560	15	No
06/07	956,511	152,667	16	No

#### C. DELINQUENT PARCELS

<u>Year</u>	<u>Reporting Date</u>	<u># of Parcels</u>	<u>Total Amount Due(\$)</u>
02/03	06-30-03	5	2,566
03/04	06-30-04	6	2,771
05/06	06-30-06	11	211,080
06/07	06-30-07	20	157,355

#### D. FORECLOSURE

<u># of Parcels</u>	<u>Total Amount of Taxes Due (\$)</u>
0	0
0	0
1	201,208
0	0

#### E. ASSESSED VALUE OF PARCELS

<u>Reporting Date</u>	<u>Appraisal/ Tax Roll</u>	<u>Assessed Value(\$)</u>
01-01-03	Tax Roll	128,157,715
01-01-04	Tax Roll	160,111,037
01-01-06	Tax Roll	254,959,087
01-01-07	Tax Roll	264,044,060

#### F. MISCELLANEOUS



## 2007 MELLO-ROOS YEARLY FISCAL STATUS REPORT

<u>Date</u>	<u>Amount(\$)</u>	<u>Issuing Entity, County, Type of Debt, Purpose</u>	<u>Rating(s) Enhancmt</u>	<u>Type of Sale</u>	<u>Role, Participant</u>	<u>Maturity Date/ Type</u>	<u>Interest Rate/ Type</u>
07-16-03	\$19,570,000	Sacramento CFD No 2001-03 Sacramento CDIAC Number: 2002-0274 Limited tax obligation bond Flood control, storm drainage North Natomas Regency Pk	NR	Neg	(BC) Orrick Herrington (TR) BNY Western Trust (UW) Stone & Youngberg	09-01-28 Comb	5.78 NIC

### YEARLY FISCAL STATUS REPORT INFORMATION

#### A. FUND BALANCES

<u>Year</u>	<u>Principal Amt Outstanding(\$)</u>	<u>Minimum Bond Reserve(\$)</u>	<u>Bond Reserve Fund(\$)</u>	<u>Capitalized Interest(\$)</u>	<u>Construction Fund(\$)</u>
03/04	19,570,000	1,957,000	1,957,000	0	6,118,963
04/05	19,355,000	1,957,000	1,960,536	0	1,011,596
05/06	19,355,000	1,957,000	1,948,576	0	65,920
06/07	19,150,000	1,957,000	1,957,000	0	9,387

#### B. TAX COLLECTION

<u>Year</u>	<u>Taxes Due(\$)</u>	<u>Taxes Unpaid(\$)</u>	<u>Percent</u>	<u>Teeter Plan</u>
03/04	1,262,464	69,487	6	No
04/05	1,287,079	14,201	1	Yes
05/06	1,309,240	72,659	6	Yes
06/07	1,337,123	129,679	10	Yes

#### C. DELINQUENT PARCELS

<u>Year</u>	<u>Reporting Date</u>	<u># of Parcels</u>	<u>Total Amount Due(\$)</u>
03/04	06-30-04	80	69,487
04/05	05-06-05	31	18,504
05/06	05-12-06	61	73,719
06/07	08-15-07	198	132,086

#### D. FORECLOSURE

<u># of Parcels</u>	<u>Total Amount of Taxes Due (\$)</u>
0	0
0	0
0	0
0	0

#### E. ASSESSED VALUE OF PARCELS

<u>Reporting Date</u>	<u>Appraisal/ Tax Roll</u>	<u>Assessed Value(\$)</u>
01-01-04	Tax Roll	327,506,183
07-01-05	Tax Roll	543,448,592
07-01-06	Tax Roll	692,918,648
07-01-07	Tax Roll	765,246,308

#### F. MISCELLANEOUS





## 2007 MELLO-ROOS YEARLY FISCAL STATUS REPORT

<u>Date</u>	<u>Amount(\$)</u>	<u>Issuing Entity, County, Type of Debt, Purpose</u>	<u>Rating(s) Enhancmt</u>	<u>Type of Sale</u>	<u>Role, Participant</u>	<u>Maturity Date/ Type</u>	<u>Interest Rate/ Type</u>
02-12-99	\$16,215,000	Sacramento CFD No 4 Sacramento CDIAC Number: 1999-0004 Limited tax obligation bond Flood control, storm drainage	NR	Neg	(BC) Orrick Herrington (TR) BNY Western Trust (UW) Stone & Youngberg	09-01-23 Comb	5.65 NIC

### YEARLY FISCAL STATUS REPORT INFORMATION

#### A. FUND BALANCES

<u>Year</u>	<u>Principal Amt Outstanding(\$)</u>	<u>Minimum Bond Reserve(\$)</u>	<u>Bond Reserve Fund(\$)</u>	<u>Capitalized Interest(\$)</u>	<u>Construction Fund(\$)</u>
01/02	16,065,000	1,621,500	1,621,500	0	0
02/03	15,885,000	1,621,500	1,621,500	0	0
03/04	15,385,000	1,621,500	1,621,500	0	0
04/05	14,870,000	1,621,500	1,621,500	0	812,588
05/06	14,870,000	1,621,500	1,692,576	0	850,741
06/07	14,555,000	1,621,500	1,621,500	0	17,680,526

#### B. TAX COLLECTION

<u>Year</u>	<u>Taxes Due(\$)</u>	<u>Taxes Unpaid(\$)</u>	<u>Percent</u>	<u>Teeter Plan</u>
01/02	1,923,706	14,475	1	No
02/03	1,985,144	22,277	1	No
03/04	3,503,315	118,860	3	No
04/05	3,897,507	44,671	1	Yes
05/06	3,776,853	88,751	2	Yes
06/07	3,847,244	245,923	6	Yes

#### C. DELINQUENT PARCELS

<u>Year</u>	<u>Reporting Date</u>	<u># of Parcels</u>	<u>Total Amount Due(\$)</u>
01/02	06-30-02	32	14,475
02/03	06-30-03	54	22,277
03/04	06-30-04	245	128,244
04/05	05-06-05	113	60,291
05/06	05-12-06	159	95,770
06/07	08-15-07	738	260,392

#### D. FORECLOSURE

<u># of Parcels</u>	<u>Total Amount of Taxes Due (\$)</u>
0	0
0	0
0	0
0	0
0	0
0	0

#### E. ASSESSED VALUE OF PARCELS

<u>Reporting Date</u>	<u>Appraisal/ Tax Roll</u>	<u>Assessed Value(\$)</u>
01-01-02	Tax Roll	527,847,912
01-01-03	Tax Roll	870,856,904
01-01-04	Tax Roll	1,427,789,955
07-01-05	Tax Roll	1,958,798,231
07-01-06	Tax Roll	2,649,392,401
07-01-07	Tax Roll	3,149,205,362

#### F. MISCELLANEOUS

Construction Fund is combined with Series A, B & C.



## 2007 MELLO-ROOS YEARLY FISCAL STATUS REPORT

<u>Date</u>	<u>Amount(\$)</u>	<u>Issuing Entity, County, Type of Debt, Purpose</u>	<u>Rating(s) Enhancmt</u>	<u>Type of Sale</u>	<u>Role, Participant</u>	<u>Maturity Date/ Type</u>	<u>Interest Rate/ Type</u>
04-05-01	\$12,750,000	Sacramento CFD No 4 Sacramento CDIAC Number: 2000-0156 Limited tax obligation bond Flood control, storm drainage	NR	Neg	(BC) Orrick Herrington (TR) BNY Western Trust (UW) Stone & Youngberg	09-01-31 Term	6.37 NIC

### YEARLY FISCAL STATUS REPORT INFORMATION

#### A. FUND BALANCES

<u>Year</u>	<u>Principal Amt Outstanding(\$)</u>	<u>Minimum Bond Reserve(\$)</u>	<u>Bond Reserve Fund(\$)</u>	<u>Capitalized Interest(\$)</u>	<u>Construction Fund(\$)</u>	<u>Taxes Due(\$)</u>	<u>Taxes Unpaid(\$)</u>	<u>Percent</u>	<u>Teeter Plan</u>
01/02	12,750,000	861,372	861,372	298,031	5,155,833	1,923,706	14,475	1	No
02/03	12,750,000	1,275,000	1,275,000	298,031	3,013,215	1,985,144	22,277	1	No
03/04	12,525,000	861,373	861,373	0	2,673,190	3,503,315	118,860	3	No
04/05	12,525,000	861,373	887,332	0	812,588	3,897,507	44,671	1	Yes
05/06	12,525,000	861,373	866,534	0	850,741	3,776,853	88,751	2	Yes
06/07	12,515,000	1,275,000	0	0	17,680,526	3,847,244	245,923	6	Yes

#### B. TAX COLLECTION

#### C. DELINQUENT PARCELS

<u>Year</u>	<u>Reporting Date</u>	<u># of Parcels</u>	<u>Total Amount Due(\$)</u>	<u># of Parcels</u>	<u>Total Amount of Taxes Due (\$)</u>	<u>Reporting Date</u>	<u>Appraisal/ Tax Roll</u>	<u>Assessed Value(\$)</u>
01/02	06-30-02	32	14,475	0	0	01-01-02		527,847,912
02/03	06-30-03	54	22,277	0	0	01-01-03	Tax Roll	870,856,904
03/04	06-30-04	245	128,244	0	0	01-01-04	Tax Roll	1,427,789,955
04/05	05-06-05	113	60,291	0	0	07-01-05	Tax Roll	1,958,798,231
05/06	05-12-06	159	95,770	0	0	07-01-06	Tax Roll	2,649,392,401
06/07	08-15-07	738	260,392	0	0	07-01-07	Tax Roll	3,149,205,362

#### D. FORECLOSURE

#### E. ASSESSED VALUE OF PARCELS

#### F. MISCELLANEOUS

Construction Fund is combined with Series A, B & C.



## 2007 MELLO-ROOS YEARLY FISCAL STATUS REPORT

<u>Date</u>	<u>Amount(\$)</u>	<u>Issuing Entity, County, Type of Debt, Purpose</u>	<u>Rating(s) Enhancmt</u>	<u>Type of Sale</u>	<u>Role, Participant</u>	<u>Maturity Date/ Type</u>	<u>Interest Rate/ Type</u>
10-15-03	\$29,765,000	Sacramento CFD No 4 Sacramento CDIAC Number: 2002-0337 Limited tax obligation bond Flood control, storm drainage North Natomas	NR	Neg	(BC) Orrick Herrington (TR) BNY Western Trust (UW) Stone & Youngberg	09-01-33 Comb	5.943 NIC

### YEARLY FISCAL STATUS REPORT INFORMATION

#### A. FUND BALANCES

<u>Year</u>	<u>Principal Amt Outstanding(\$)</u>	<u>Minimum Bond Reserve(\$)</u>	<u>Bond Reserve Fund(\$)</u>	<u>Capitalized Interest(\$)</u>	<u>Construction Fund(\$)</u>
03/04	29,765,000	2,303,917	2,303,917	0	9,329,458
04/05	29,435,000	2,303,917	2,375,860	0	812,588
05/06	29,435,000	2,303,917	2,325,017	0	850,741
06/07	29,350,000	2,915,034	2,303,916	0	17,680,526

#### B. TAX COLLECTION

<u>Taxes Due(\$)</u>	<u>Taxes Unpaid(\$)</u>	<u>Percent</u>	<u>Teeter Plan</u>
3,503,315	118,860	3	No
3,897,507	44,671	1	Yes
3,776,853	88,751	2	Yes
3,847,244	245,923	6	Yes

#### C. DELINQUENT PARCELS

<u>Year</u>	<u>Reporting Date</u>	<u># of Parcels</u>	<u>Total Amount Due(\$)</u>
03/04	06-30-04	245	128,244
04/05	05-06-05	113	60,291
05/06	05-12-06	159	95,770
06/07	08-15-07	738	260,392

#### D. FORECLOSURE

<u># of Parcels</u>	<u>Total Amount of Taxes Due (\$)</u>
0	0
0	0
0	0
0	0

#### E. ASSESSED VALUE OF PARCELS

<u>Reporting Date</u>	<u>Appraisal/ Tax Roll</u>	<u>Assessed Value(\$)</u>
01-01-04	Appraisal	1,427,789,955
07-01-05	Tax Roll	1,958,798,231
07-01-06	Tax Roll	2,649,392,401
07-01-07	Tax Roll	3,149,205,362

#### F. MISCELLANEOUS

Construction Fund is combined with Series A, B & C.



## 2007 MELLO-ROOS YEARLY FISCAL STATUS REPORT

<u>Date</u>	<u>Amount(\$)</u>	<u>Issuing Entity, County, Type of Debt, Purpose</u>	<u>Rating(s) Enhancmt</u>	<u>Type of Sale</u>	<u>Role, Participant</u>	<u>Maturity Date/ Type</u>	<u>Interest Rate/ Type</u>
11-22-06	\$26,210,000	Sacramento CFD No 4 Sacramento CDIAC Number: 2006-1293 Limited tax obligation bond Multiple capital improvements, public works N Natomas Basin No 1, Tax Zone IB	NR	Neg	(BC) Orrick Herrington (TR) The Bank of NY Trust Co (UW) Stone & Youngberg	09-01-33 Comb	4.83 NIC

### YEARLY FISCAL STATUS REPORT INFORMATION

#### A. FUND BALANCES

<u>Year</u>	<u>Principal Amt Outstanding(\$)</u>	<u>Minimum Bond Reserve(\$)</u>	<u>Bond Reserve Fund(\$)</u>	<u>Capitalized Interest(\$)</u>	<u>Construction Fund(\$)</u>
06/07	26,210,000	0	2,510,742	0	17,680,526

#### B. TAX COLLECTION

<u>Taxes Due(\$)</u>	<u>Taxes Unpaid(\$)</u>	<u>Percent</u>	<u>Teeter Plan</u>
3,847,244	245,923	6	Yes

#### C. DELINQUENT PARCELS

<u>Year</u>	<u>Reporting Date</u>	<u># of Parcels</u>	<u>Total Amount Due(\$)</u>
06/07	08-15-07	738	260,392

#### D. FORECLOSURE

<u># of Parcels</u>	<u>Total Amount of Taxes Due (\$)</u>
0	0

#### E. ASSESSED VALUE OF PARCELS

<u>Reporting Date</u>	<u>Appraisal/ Tax Roll</u>	<u>Assessed Value(\$)</u>
07-01-07	Tax Roll	3,149,205,362

#### F. MISCELLANEOUS



## 2007 MELLO-ROOS YEARLY FISCAL STATUS REPORT

<u>Date</u>	<u>Amount(\$)</u>	<u>Issuing Entity, County, Type of Debt, Purpose</u>	<u>Rating(s) Enhancmt</u>	<u>Type of Sale</u>	<u>Role, Participant</u>	<u>Maturity Date/ Type</u>	<u>Interest Rate/ Type</u>
10-31-96	\$7,950,000	Sacramento City Unified School District CFD No 1 Sacramento CDIAC Number: 1996-1533 Limited tax obligation bond K-12 school facility Refunding	S:AAA M:Aaa  Ins	Comp	(BC) Orrick Herrington (FA) Stone & Youngberg (EN) Ambac (TR) First Trust of CA (UW) BA Securities	09-01-13 Serial	5.128 NIC

### YEARLY FISCAL STATUS REPORT INFORMATION

#### A. FUND BALANCES

<u>Year</u>	<u>Principal Amt Outstanding(\$)</u>	<u>Minimum Bond Reserve(\$)</u>	<u>Bond Reserve Fund(\$)</u>	<u>Capitalized Interest(\$)</u>	<u>Construction Fund(\$)</u>	<u>Taxes Due(\$)</u>	<u>Taxes Unpaid(\$)</u>	<u>Percent</u>	<u>Teeter Plan</u>
01/02	6,130,000	795,000	795,000	0	0	870,408	0	0	Yes
02/03	5,720,000	795,000	795,000	0	0	881,308	0	0	Yes
03/04	5,305,000	795,000	795,000	0	0	881,393	0	0	Yes
04/05	4,875,000	795,000	795,000	0	0	881,283	0	0	Yes
05/06	4,430,000	795,000	795,000	0	0	881,503	0	0	Yes
06/07	3,955,000	795,000	795,000	0	0	905,973	0	0	Yes

#### B. TAX COLLECTION

#### C. DELINQUENT PARCELS

<u>Year</u>	<u>Reporting Date</u>	<u># of Parcels</u>	<u>Total Amount Due(\$)</u>
01/02		0	0
02/03		0	0
03/04		0	0
04/05		0	0
05/06	10-19-06	0	0
06/07	07-01-07	0	0

#### D. FORECLOSURE

<u># of Parcels</u>	<u>Total Amount of Taxes Due (\$)</u>
0	0
0	0
0	0
0	0
0	0
0	0

#### E. ASSESSED VALUE OF PARCELS

<u>Reporting Date</u>	<u>Appraisal/ Tax Roll</u>	<u>Assessed Value(\$)</u>
03-01-02	Tax Roll	2,542,977,355
03-01-03	Tax Roll	2,628,056,520
07-01-04	Tax Roll	1,749,788,690
07-01-05	Tax Roll	1,877,012,423
07-01-06	Tax Roll	2,023,751,920
07-01-07	Tax Roll	2,162,129,105

#### F. MISCELLANEOUS



## 2007 MELLO-ROOS YEARLY FISCAL STATUS REPORT

<u>Date</u>	<u>Amount(\$)</u>	<u>Issuing Entity, County, Type of Debt, Purpose</u>	<u>Rating(s) Enhancmt</u>	<u>Type of Sale</u>	<u>Role, Participant</u>	<u>Maturity Date/ Type</u>	<u>Interest Rate/ Type</u>
07-24-97	\$21,415,000	Sacramento County CFD No 1 Sacramento CDIAC Number: 1997-0332 Limited tax obligation bond Multiple capital improvements, public works Laguna Ck Ranch/Elliott Ranch IA No 2 Refunding	NR	Neg	(BC) Orrick Herrington (TR) Chase Trust Co of CA (UW) Westhoff Cone	09-01-21 Comb	6.239 NIC

### YEARLY FISCAL STATUS REPORT INFORMATION

#### A. FUND BALANCES

<u>Year</u>	<u>Principal Amt Outstanding(\$)</u>	<u>Minimum Bond Reserve(\$)</u>	<u>Bond Reserve Fund(\$)</u>	<u>Capitalized Interest(\$)</u>	<u>Construction Fund(\$)</u>
01/02	19,470,000	1,719,679	1,719,679	0	0
02/03	18,925,000	1,719,679	1,719,679	0	2,395,140
03/04	18,350,000	1,719,679	1,719,679	0	2,080,111
04/05	17,745,000	1,719,679	1,719,679	0	2,752,093
05/06	17,110,000	1,719,679	1,719,679	0	2,115,698
06/07	16,440,000	1,719,679	1,719,679	0	2,393,102

#### B. TAX COLLECTION

<u>Year</u>	<u>Taxes Due(\$)</u>	<u>Taxes Unpaid(\$)</u>	<u>Percent</u>	<u>Teeter Plan</u>
01/02	1,910,634	9,897	1	No
02/03	1,886,777	7,822	0	No
03/04	1,913,045	9,860	1	No
04/05	1,914,558	8,335	0	No
05/06	1,912,491	13,968	1	No
06/07	1,927,134	38,676	2	No

#### C. DELINQUENT PARCELS

<u>Year</u>	<u>Reporting Date</u>	<u># of Parcels</u>	<u>Total Amount Due(\$)</u>
01/02	08-31-02	17	12,693
02/03	08-31-03	17	9,159
03/04	08-31-04	16	9,860
04/05	08-31-05	16	10,869
05/06	08-31-06	28	17,242
06/07	08-31-07	77	49,039

#### D. FORECLOSURE

<u># of Parcels</u>	<u>Total Amount of Taxes Due (\$)</u>
13	9,897
15	7,822
0	0
0	0
28	17,242
77	49,039

#### E. ASSESSED VALUE OF PARCELS

<u>Reporting Date</u>	<u>Appraisal/ Tax Roll</u>	<u>Assessed Value(\$)</u>
06-30-01	Tax Roll	215,482,737
06-30-02	Tax Roll	278,842,602
06-30-03	Tax Roll	425,042,844
06-30-04	Tax Roll	494,201,959
06-30-05	Tax Roll	670,578,025
06-30-06	Tax Roll	766,837,177

#### F. MISCELLANEOUS



## 2007 MELLO-ROOS YEARLY FISCAL STATUS REPORT

<u>Date</u>	<u>Amount(\$)</u>	<u>Issuing Entity, County, Type of Debt, Purpose</u>	<u>Rating(s) Enhancmt</u>	<u>Type of Sale</u>	<u>Role, Participant</u>	<u>Maturity Date/ Type</u>	<u>Interest Rate/ Type</u>
12-12-97	\$31,980,000	Sacramento County CFD No 1 Sacramento CDIAC Number: 1997-1500 Limited tax obligation bond Multiple capital improvements, public works Laguna Creek Ranch/Elliott Ranch IA No 1 Refunding	NR	Neg	(BC) Orrick Herrington (FA) O'Brien Partners (TR) Chase Manhattan Bank (UW) Westhoff Cone	12-01-20 Comb	5.68 NIC

### YEARLY FISCAL STATUS REPORT INFORMATION

#### A. FUND BALANCES

<u>Year</u>	<u>Principal Amt Outstanding(\$)</u>	<u>Minimum Bond Reserve(\$)</u>	<u>Bond Reserve Fund(\$)</u>	<u>Capitalized Interest(\$)</u>	<u>Construction Fund(\$)</u>	<u>Taxes Due(\$)</u>	<u>Taxes Unpaid(\$)</u>	<u>Percent</u>	<u>Teeter Plan</u>
01/02	28,705,000	2,496,915	2,496,915	0	3,304,073	2,690,210	21,136	1	No
02/03	27,555,000	2,496,915	2,496,915	0	4,366,851	2,720,310	23,028	1	No
03/04	26,610,000	2,496,915	2,496,915	0	4,470,000	2,732,324	39,241	1	No
04/05	25,615,000	2,496,915	2,496,915	0	4,927,271	2,748,922	14,717	1	No
05/06	24,570,000	2,496,915	2,496,915	0	5,076,343	2,732,478	34,442	1	No
06/07	23,470,000	2,496,915	2,496,915	0	5,150,605	2,693,770	61,325	2	No

#### B. TAX COLLECTION

#### C. DELINQUENT PARCELS

<u>Year</u>	<u>Reporting Date</u>	<u># of Parcels</u>	<u>Total Amount Due(\$)</u>	<u># of Parcels</u>	<u>Total Amount of Taxes Due (\$)</u>	<u>Reporting Date</u>	<u>Appraisal/ Tax Roll</u>	<u>Assessed Value(\$)</u>
01/02	08-31-02	41	24,935	35	21,135	06-30-01	Tax Roll	374,027,574
02/03	08-31-03	50	25,915	45	23,028	06-30-02	Tax Roll	464,781,033
03/04	08-31-04	34	43,998	0	0	06-30-03	Tax Roll	651,892,404
04/05	08-31-05	32	21,705	0	0	06-30-04	Tax Roll	741,955,768
05/06	08-31-06	60	39,266	60	39,266	06-30-05	Tax Roll	891,101,755
06/07	08-31-07	126	87,744	126	87,744	06-30-06	Tax Roll	1,007,490,092

#### D. FORECLOSURE

#### E. ASSESSED VALUE OF PARCELS

#### F. MISCELLANEOUS



## 2007 MELLO-ROOS YEARLY FISCAL STATUS REPORT

<u>Date</u>	<u>Amount(\$)</u>	<u>Issuing Entity, County, Type of Debt, Purpose</u>	<u>Rating(s) Enhancmt</u>	<u>Type of Sale</u>	<u>Role, Participant</u>	<u>Maturity Date/ Type</u>	<u>Interest Rate/ Type</u>
04-29-05	\$11,525,000	Sacramento County CFD No 1 Sacramento CDIAC Number: 2005-0569 Limited tax obligation bond Multiple capital improvements, public works Laguna Stonelake Refunding	S:AAA    Ins	Neg	(BC) Orrick Herrington (FA) Arimax Financial (EN) FGIC (TR) US Bank Natl Assoc (UW) Stone & Youngberg	10-01-25 Comb	4.25 NIC

### YEARLY FISCAL STATUS REPORT INFORMATION

#### A. FUND BALANCES

<u>Year</u>	<u>Principal Amt Outstanding(\$)</u>	<u>Minimum Bond Reserve(\$)</u>	<u>Bond Reserve Fund(\$)</u>	<u>Capitalized Interest(\$)</u>	<u>Construction Fund(\$)</u>
04/05	11,525,000	0	0	0	0
05/06	11,525,000	0	0	0	0
06/07	11,100,000	0	0	0	0

#### B. TAX COLLECTION

<u>Taxes Due(\$)</u>	<u>Taxes Unpaid(\$)</u>	<u>Percent</u>	<u>Teeter Plan</u>
0	0	0	No
995,761	8,782	1	No
995,738	28,752	3	No

#### C. DELINQUENT PARCELS

<u>Year</u>	<u>Reporting Date</u>	<u># of Parcels</u>	<u>Total Amount Due(\$)</u>
04/05	08-31-05	0	0
05/06	08-31-06	38	9,641
06/07	08-31-07	87	38,024

#### D. FORECLOSURE

<u># of Parcels</u>	<u>Total Amount of Taxes Due (\$)</u>
0	0
38	9,641
87	38,024

#### E. ASSESSED VALUE OF PARCELS

<u>Reporting Date</u>	<u>Appraisal/ Tax Roll</u>	<u>Assessed Value(\$)</u>
04-29-05		507,933,144
06-30-05	Tax Roll	534,180,556
06-30-06	Tax Roll	669,154,758

#### F. MISCELLANEOUS





## 2007 MELLO-ROOS YEARLY FISCAL STATUS REPORT

<u>Date</u>	<u>Amount(\$)</u>	<u>Issuing Entity, County, Type of Debt, Purpose</u>	<u>Rating(s) Enhancmt</u>	<u>Type of Sale</u>	<u>Role, Participant</u>	<u>Maturity Date/ Type</u>	<u>Interest Rate/ Type</u>
12-15-98	\$5,310,000	Sacramento County CFD No 1998-1 Sacramento CDIAC Number: 1998-2031 Limited tax obligation bond Multiple capital improvements, public works Metro Air Park	NR	Neg	(BC) Orrick Herrington (FA) O'Brien Partners (TR) Sacramento Co (UW) Marvin L Oates Trust	12-01-21 Term	7 NIC

### YEARLY FISCAL STATUS REPORT INFORMATION

#### A. FUND BALANCES

<u>Year</u>	<u>Principal Amt Outstanding(\$)</u>	<u>Minimum Bond Reserve(\$)</u>	<u>Bond Reserve Fund(\$)</u>	<u>Capitalized Interest(\$)</u>	<u>Construction Fund(\$)</u>
01/02	5,190,000	246,275	246,275	3	2,012,678
02/03	5,065,000	246,275	246,275	0	1,813,696
03/04	4,930,000	246,275	246,275	0	507,703
04/05	4,785,000	246,275	246,275	0	21,735
05/06	4,630,000	246,275	246,275	0	22,580
06/07	4,465,000	246,275	246,275	0	23,727

#### B. TAX COLLECTION

<u>Year</u>	<u>Taxes Due(\$)</u>	<u>Taxes Unpaid(\$)</u>	<u>Percent</u>	<u>Teeter Plan</u>
01/02	574,600	0	0	No
02/03	570,550	0	0	No
03/04	581,598	2,089	0	No
04/05	581,454	0	0	No
05/06	580,603	0	0	No
06/07	584,047	0	0	No

#### C. DELINQUENT PARCELS

<u>Year</u>	<u>Reporting Date</u>	<u># of Parcels</u>	<u>Total Amount Due(\$)</u>
01/02	08-31-02	0	0
02/03	08-31-03	0	0
03/04	08-31-04	1	2,089
04/05	08-31-05	0	0
05/06	08-31-06	0	0
06/07	08-31-07	0	0

#### D. FORECLOSURE

<u># of Parcels</u>	<u>Total Amount of Taxes Due (\$)</u>
0	0
0	0
0	0
0	0
0	0
0	0

#### E. ASSESSED VALUE OF PARCELS

<u>Reporting Date</u>	<u>Appraisal/ Tax Roll</u>	<u>Assessed Value(\$)</u>
06-30-01	Tax Roll	26,340,400
06-30-02	Tax Roll	27,824,907
06-30-03	Tax Roll	32,985,002
06-30-04	Tax Roll	45,095,190
06-30-05	Tax Roll	53,479,438
06-30-06	Tax Roll	73,820,744

#### F. MISCELLANEOUS



## 2007 MELLO-ROOS YEARLY FISCAL STATUS REPORT

<u>Date</u>	<u>Amount(\$)</u>	<u>Issuing Entity, County, Type of Debt, Purpose</u>	<u>Rating(s) Enhancmt</u>	<u>Type of Sale</u>	<u>Role, Participant</u>	<u>Maturity Date/ Type</u>	<u>Interest Rate/ Type</u>
04-02-04	\$63,460,000	Sacramento County CFD No 2000-1 Sacramento CDIAC Number: 2004-0097 Limited tax obligation bond Airport Metro Air Pk	NR	Neg	(BC) Orrick Herrington (FA) Arimax Financial (TR) US Bank Natl Assoc (UW) Stone & Youngberg	08-01-34 Serial	6.995 NIC

### YEARLY FISCAL STATUS REPORT INFORMATION

#### A. FUND BALANCES

<u>Year</u>	<u>Principal Amt Outstanding(\$)</u>	<u>Minimum Bond Reserve(\$)</u>	<u>Bond Reserve Fund(\$)</u>	<u>Capitalized Interest(\$)</u>	<u>Construction Fund(\$)</u>
03/04	63,460,000	0	0	0	52,605,903
04/05	63,460,000	0	0	0	36,834,239
05/06	63,460,000	0	0	0	36,277,853
06/07	62,735,000	0	0	0	20,865,084

#### B. TAX COLLECTION

<u>Taxes Due(\$)</u>	<u>Taxes Unpaid(\$)</u>	<u>Percent</u>	<u>Teeter Plan</u>
0	0	0	No
6,086,567	0	0	No
5,417,200	0	0	No
8,624,216	0	0	No

#### C. DELINQUENT PARCELS

<u>Year</u>	<u>Reporting Date</u>	<u># of Parcels</u>	<u>Total Amount Due(\$)</u>
03/04	08-31-04	0	0
04/05	08-31-05	0	0
05/06	08-31-06	0	0
06/07	08-31-07	0	0

#### D. FORECLOSURE

<u># of Parcels</u>	<u>Total Amount of Taxes Due (\$)</u>
0	0
0	0
0	0
0	0

#### E. ASSESSED VALUE OF PARCELS

<u>Reporting Date</u>	<u>Appraisal/ Tax Roll</u>	<u>Assessed Value(\$)</u>
06-30-03	Tax Roll	31,670,000
06-30-04	Tax Roll	38,766,281
06-30-05	Tax Roll	53,420,086
06-30-06	Tax Roll	73,758,993

#### F. MISCELLANEOUS



## 2007 MELLO-ROOS YEARLY FISCAL STATUS REPORT

<u>Date</u>	<u>Amount(\$)</u>	<u>Issuing Entity, County, Type of Debt, Purpose</u>	<u>Rating(s) Enhancmt</u>	<u>Type of Sale</u>	<u>Role, Participant</u>	<u>Maturity Date/ Type</u>	<u>Interest Rate/ Type</u>
09-15-04	\$10,250,000	Sacramento County CFD No 2004-1 Sacramento CDIAC Number: 2004-1519 Limited tax obligation bond Multiple capital improvements, public works McClellan Park	NR	Neg	(BC) Orrick Herrington (FA) First Southwest (TR) Union Bank of CA (UW) Stone & Youngberg	09-01-34 Comb	5.879 NIC

### YEARLY FISCAL STATUS REPORT INFORMATION

#### A. FUND BALANCES

<u>Year</u>	<u>Principal Amt Outstanding(\$)</u>	<u>Minimum Bond Reserve(\$)</u>	<u>Bond Reserve Fund(\$)</u>	<u>Capitalized Interest(\$)</u>	<u>Construction Fund(\$)</u>
04/05	10,250,000	989,840	989,840	0	8,778,545
05/06	10,210,000	989,840	989,840	0	9,223,006
06/07	10,200,000	989,840	989,840	0	6,018,250

#### B. TAX COLLECTION

<u>Year</u>	<u>Taxes Due(\$)</u>	<u>Taxes Unpaid(\$)</u>	<u>Percent</u>	<u>Teeter Plan</u>
04/05	676,123	0	0	No
05/06	686,979	0	0	No
06/07	696,983	0	0	No

#### C. DELINQUENT PARCELS

<u>Year</u>	<u>Reporting Date</u>	<u># of Parcels</u>	<u>Total Amount Due(\$)</u>
04/05	08-31-05	0	0
05/06	08-31-06	0	0
06/07	08-31-07	0	0

#### D. FORECLOSURE

<u># of Parcels</u>	<u>Total Amount of Taxes Due (\$)</u>
0	0
0	0
0	0

#### E. ASSESSED VALUE OF PARCELS

<u>Reporting Date</u>	<u>Appraisal/ Tax Roll</u>	<u>Assessed Value(\$)</u>
06-30-04	Tax Roll	75,119,714
06-30-05	Tax Roll	73,905,074
06-30-06	Tax Roll	146,066,208

#### F. MISCELLANEOUS



## 2007 MELLO-ROOS YEARLY FISCAL STATUS REPORT

<u>Date</u>	<u>Amount(\$)</u>	<u>Issuing Entity, County, Type of Debt, Purpose</u>	<u>Rating(s) Enhancmt</u>	<u>Type of Sale</u>	<u>Role, Participant</u>	<u>Maturity Date/ Type</u>	<u>Interest Rate/ Type</u>
06-06-00	\$1,122,336	Sacramento County Park Meadows CFD No 1 Sacramento CDIAC Number: 2000-1078 Limited tax obligation bond Multiple capital improvements, public works	NR	Neg	(BC) Orrick Herrington (FA) Arimax Financial (TR) Sacramento Co (UW) Stone & Youngberg	10-01-29 Comb	***** NIC

### YEARLY FISCAL STATUS REPORT INFORMATION

#### A. FUND BALANCES

<u>Year</u>	<u>Principal Amt Outstanding(\$)</u>	<u>Minimum Bond Reserve(\$)</u>	<u>Bond Reserve Fund(\$)</u>	<u>Capitalized Interest(\$)</u>	<u>Construction Fund(\$)</u>
01/02	1,092,336	0	0	0	30,059
02/03	1,057,336	0	0	0	155,416
03/04	1,017,336	0	0	0	147,152
04/05	977,336	0	0	0	164,407
05/06	977,336	0	0	0	185,831
06/07	892,336	0	0	0	198,929

#### B. TAX COLLECTION

<u>Year</u>	<u>Taxes Due(\$)</u>	<u>Taxes Unpaid(\$)</u>	<u>Percent</u>	<u>Teeter Plan</u>
01/02	103,800	308	0	No
02/03	107,421	819	1	No
03/04	105,688	2,589	2	No
04/05	103,988	1,189	1	No
05/06	106,239	3,382	3	No
06/07	215,919	11,348	5	No

#### C. DELINQUENT PARCELS

<u>Year</u>	<u>Reporting Date</u>	<u># of Parcels</u>	<u>Total Amount Due(\$)</u>
01/02	08-31-02	4	437
02/03	08-31-03	9	1,069
03/04	08-31-04	12	2,589
04/05	08-31-05	9	1,413
05/06	08-31-06	18	3,512
06/07	08-31-07	42	14,401

#### D. FORECLOSURE

<u># of Parcels</u>	<u>Total Amount of Taxes Due (\$)</u>
4	437
7	819
0	0
0	0
18	3,512
42	14,401

#### E. ASSESSED VALUE OF PARCELS

<u>Reporting Date</u>	<u>Appraisal/ Tax Roll</u>	<u>Assessed Value(\$)</u>
06-30-01	Tax Roll	21,840,891
06-30-02	Tax Roll	31,863,124
06-30-03	Tax Roll	58,843,876
06-30-04	Tax Roll	115,033,758
06-30-05	Tax Roll	134,428,870
06-30-06	Tax Roll	148,279,848

#### F. MISCELLANEOUS



## 2007 MELLO-ROOS YEARLY FISCAL STATUS REPORT

<u>Date</u>	<u>Amount(\$)</u>	<u>Issuing Entity, County, Type of Debt, Purpose</u>	<u>Rating(s) Enhancmt</u>	<u>Type of Sale</u>	<u>Role, Participant</u>	<u>Maturity Date/ Type</u>	<u>Interest Rate/ Type</u>
11-16-95	\$6,545,000	Sacramento Del Paso Road CFD No 95-02 Sacramento CDIAC Number: 1996-1737 Limited tax obligation bond Multiple capital improvements, public works N Natomas AD 88-03	NR	Neg	(BC) Orrick Herrington (TR) First Trust of CA (UW) Sacramento City FA	09-01-14 Term	

### YEARLY FISCAL STATUS REPORT INFORMATION

#### A. FUND BALANCES

<u>Year</u>	<u>Principal Amt Outstanding(\$)</u>	<u>Minimum Bond Reserve(\$)</u>	<u>Bond Reserve Fund(\$)</u>	<u>Capitalized Interest(\$)</u>	<u>Construction Fund(\$)</u>	<u>Taxes Due(\$)</u>	<u>Taxes Unpaid(\$)</u>	<u>Percent</u>	<u>Teeter Plan</u>
01/02	5,395,000	0	0	0	0	699,129	0	0	No
02/03	5,145,000	0	0	0	0	703,682	0	0	No
03/04	3,865,000	0	0	0	0	611,022	0	0	No
04/05	2,160,000	0	0	0	0	554,866	0	0	Yes
05/06	3,345,000	0	0	0	0	549,485	0	0	Yes
06/07	3,080,000	0	0	0	0	554,499	2,133	0	Yes

#### B. TAX COLLECTION

#### C. DELINQUENT PARCELS

<u>Year</u>	<u>Reporting Date</u>	<u># of Parcels</u>	<u>Total Amount Due(\$)</u>
01/02	06-30-02	0	0
02/03	06-30-03	0	0
03/04	06-30-04	0	0
04/05	05-06-05	0	0
05/06	05-12-06	0	0
06/07	08-15-07	1	2,133

#### D. FORECLOSURE

<u># of Parcels</u>	<u>Total Amount of Taxes Due (\$)</u>
0	0
0	0
0	0
0	0
0	0
0	0

#### E. ASSESSED VALUE OF PARCELS

<u>Reporting Date</u>	<u>Appraisal/ Tax Roll</u>	<u>Assessed Value(\$)</u>
01-01-02	Tax Roll	16,115,755
01-01-03	Tax Roll	17,178,697
01-01-04	Tax Roll	33,825,827
07-01-05	Tax Roll	41,000,813
07-01-06	Tax Roll	46,996,176
07-01-07	Tax Roll	54,627,642

#### F. MISCELLANEOUS

Reserve Fund Minimum & Bond Reserve Fund are backed by a Letter of Credit.



## 2007 MELLO-ROOS YEARLY FISCAL STATUS REPORT

<u>Date</u>	<u>Amount(\$)</u>	<u>Issuing Entity, County, Type of Debt, Purpose</u>	<u>Rating(s) Enhancmt</u>	<u>Type of Sale</u>	<u>Role, Participant</u>	<u>Maturity Date/ Type</u>	<u>Interest Rate/ Type</u>
12-16-04	\$1,055,000	Sacramento Development Fee Financing CFD No 95-01 Sacramento CDIAC Number: 2004-1928 Limited tax obligation bond Multiple capital improvements, public works Series B Refunding	NR	Neg	(BC) Orrick Herrington (TR) US Bank Natl Assoc (UW) Stone & Youngberg	09-01-08 Serial	2.719 NIC

### YEARLY FISCAL STATUS REPORT INFORMATION

#### A. FUND BALANCES

<u>Year</u>	<u>Principal Amt Outstanding(\$)</u>	<u>Minimum Bond Reserve(\$)</u>	<u>Bond Reserve Fund(\$)</u>	<u>Capitalized Interest(\$)</u>	<u>Construction Fund(\$)</u>
04/05	765,000	52,750	52,750	0	0
05/06	765,000	52,750	90,000	0	0
06/07	515,000	52,750	52,750	0	0

#### B. TAX COLLECTION

<u>Taxes Due(\$)</u>	<u>Taxes Unpaid(\$)</u>	<u>Percent</u>	<u>Teeter Plan</u>
1,078,686	9,180	1	Yes
688,888	165,542	24	Yes
690,413	55,263	8	Yes

#### C. DELINQUENT PARCELS

<u>Year</u>	<u>Reporting Date</u>	<u># of Parcels</u>	<u>Total Amount Due(\$)</u>
04/05	05-06-05	13	9,180
05/06	05-12-06	29	166,622
06/07	08-15-07	83	111,890

#### D. FORECLOSURE

<u># of Parcels</u>	<u>Total Amount of Taxes Due (\$)</u>
0	0
0	0
0	0

#### E. ASSESSED VALUE OF PARCELS

<u>Reporting Date</u>	<u>Appraisal/ Tax Roll</u>	<u>Assessed Value(\$)</u>
07-01-05	Tax Roll	174,975,182
07-01-06	Tax Roll	281,215,230
07-01-07	Tax Roll	283,911,289

#### F. MISCELLANEOUS



## 2007 MELLO-ROOS YEARLY FISCAL STATUS REPORT

<u>Date</u>	<u>Amount(\$)</u>	<u>Issuing Entity, County, Type of Debt, Purpose</u>	<u>Rating(s) Enhancmt</u>	<u>Type of Sale</u>	<u>Role, Participant</u>	<u>Maturity Date/ Type</u>	<u>Interest Rate/ Type</u>
12-16-04	\$5,300,000	Sacramento Development Fee Financing CFD No 95-01 Sacramento CDIAC Number: 2004-1929 Limited tax obligation bond Multiple capital improvements, public works Series C	NR	Neg	(BC) Orrick Herrington (TR) US Bank Natl Assoc (UW) Stone & Youngberg	09-01-24 Comb	4.714 NIC

### YEARLY FISCAL STATUS REPORT INFORMATION

#### A. FUND BALANCES

<u>Year</u>	<u>Principal Amt Outstanding(\$)</u>	<u>Minimum Bond Reserve(\$)</u>	<u>Bond Reserve Fund(\$)</u>	<u>Capitalized Interest(\$)</u>	<u>Construction Fund(\$)</u>
04/05	5,040,000	265,000	265,000	0	210,774
05/06	5,040,000	265,000	317,750	0	0
06/07	4,855,000	265,000	265,000	0	0

#### B. TAX COLLECTION

<u>Year</u>	<u>Taxes Due(\$)</u>	<u>Taxes Unpaid(\$)</u>	<u>Percent</u>	<u>Teeter Plan</u>
04/05	1,078,686	9,180	1	Yes
05/06	688,888	165,542	24	Yes
06/07	690,413	55,263	8	Yes

#### C. DELINQUENT PARCELS

<u>Year</u>	<u>Reporting Date</u>	<u># of Parcels</u>	<u>Total Amount Due(\$)</u>
04/05	05-06-05	13	9,180
05/06	05-12-06	29	166,622
06/07	08-15-07	83	111,890

#### D. FORECLOSURE

<u># of Parcels</u>	<u>Total Amount of Taxes Due (\$)</u>
0	0
0	0
0	0

#### E. ASSESSED VALUE OF PARCELS

<u>Reporting Date</u>	<u>Appraisal/ Tax Roll</u>	<u>Assessed Value(\$)</u>
07-01-05	Tax Roll	174,975,182
07-01-06	Tax Roll	281,215,230
07-01-07	Tax Roll	283,911,289

#### F. MISCELLANEOUS



## 2007 MELLO-ROOS YEARLY FISCAL STATUS REPORT

<u>Date</u>	<u>Amount(\$)</u>	<u>Issuing Entity, County, Type of Debt, Purpose</u>	<u>Rating(s) Enhancmt</u>	<u>Type of Sale</u>	<u>Role, Participant</u>	<u>Maturity Date/ Type</u>	<u>Interest Rate/ Type</u>
06-21-01	\$8,860,000	Sacramento Granite Park CFD No 2001-01 Sacramento CDIAC Number: 2001-0640 Limited tax obligation bond Flood control, storm drainage	NR	Neg	(BC) Orrick Herrington (TR) US Bank Corp Trust (UW) Stone & Youngberg	09-01-26 Comb	5.862 NIC

### YEARLY FISCAL STATUS REPORT INFORMATION

#### A. FUND BALANCES

<u>Year</u>	<u>Principal Amt Outstanding(\$)</u>	<u>Minimum Bond Reserve(\$)</u>	<u>Bond Reserve Fund(\$)</u>	<u>Capitalized Interest(\$)</u>	<u>Construction Fund(\$)</u>	<u>Taxes Due(\$)</u>	<u>Taxes Unpaid(\$)</u>	<u>Percent</u>	<u>Teeter Plan</u>
01/02	8,860,000	693,467	693,467	0	779,971	702,257	0	0	No
02/03	8,760,000	693,468	693,468	0	812,621	708,169	0	0	No
03/04	8,565,000	693,468	693,468	0	828,057	700,606	0	0	No
04/05	8,155,000	693,345	820,274	0	847,973	701,809	0	0	Yes
05/06	8,155,000	693,345	823,492	0	877,920	701,732	0	0	Yes
06/07	7,935,000	515,990	693,468	0	18,268	707,989	0	0	Yes

#### B. TAX COLLECTION

#### C. DELINQUENT PARCELS

<u>Year</u>	<u>Reporting Date</u>	<u># of Parcels</u>	<u>Total Amount Due(\$)</u>	<u># of Parcels</u>	<u>Total Amount of Taxes Due (\$)</u>	<u>Reporting Date</u>	<u>Appraisal/ Tax Roll</u>	<u>Assessed Value(\$)</u>
01/02	06-30-02	0	0	0	0	01-01-02	Tax Roll	39,954,595
02/03	06-30-03	0	0	0	0	01-01-03	Tax Roll	46,593,207
03/04	06-30-04	0	0	0	0	01-01-04	Tax Roll	72,851,962
04/05	05-06-05	0	0	0	0	07-01-05	Tax Roll	74,308,995
05/06	05-12-06	0	0	0	0	07-01-06	Tax Roll	75,795,170
06/07	08-15-07	0	0	0	0	07-01-07	Tax Roll	71,200,520

#### D. FORECLOSURE

#### E. ASSESSED VALUE OF PARCELS

#### F. MISCELLANEOUS





## 2007 MELLO-ROOS YEARLY FISCAL STATUS REPORT

<u>Date</u>	<u>Amount(\$)</u>	<u>Issuing Entity, County, Type of Debt, Purpose</u>	<u>Rating(s) Enhancmt</u>	<u>Type of Sale</u>	<u>Role, Participant</u>	<u>Maturity Date/ Type</u>	<u>Interest Rate/ Type</u>
08-24-99	\$2,805,000	Sacramento North Natomas Basin 8C CFD No 99-04 Sacramento CDIAC Number: 1999-1583 Limited tax obligation bond Flood control, storm drainage	NR	Neg	(BC) Orrick Herrington (TR) BNY Western Trust (UW) Stone & Youngberg	09-01-29 Comb	6.203 NIC

### YEARLY FISCAL STATUS REPORT INFORMATION

#### A. FUND BALANCES

<u>Year</u>	<u>Principal Amt Outstanding(\$)</u>	<u>Minimum Bond Reserve(\$)</u>	<u>Bond Reserve Fund(\$)</u>	<u>Capitalized Interest(\$)</u>	<u>Construction Fund(\$)</u>
01/02	2,765,000	213,322	213,322	5,287	80,695
02/03	2,725,000	213,323	213,323	0	81,861
03/04	2,680,000	209,307	213,323	0	82,903
04/05	2,085,000	173,070	212,056	0	84,897
05/06	2,085,000	173,070	234,606	0	750,873
06/07	2,045,000	173,070	213,323	0	783,396

#### B. TAX COLLECTION

<u>Year</u>	<u>Taxes Due(\$)</u>	<u>Taxes Unpaid(\$)</u>	<u>Percent</u>	<u>Teeter Plan</u>
01/02	222,617	6,514	3	No
02/03	226,941	6,880	3	No
03/04	230,953	9,423	4	No
04/05	595,091	6,082	1	Yes
05/06	438,202	4,969	1	Yes
06/07	444,365	55,170	12	Yes

#### C. DELINQUENT PARCELS

<u>Year</u>	<u>Reporting Date</u>	<u># of Parcels</u>	<u>Total Amount Due(\$)</u>
01/02	06-30-02	10	6,514
02/03	06-30-03	8	6,880
03/04	06-30-04	27	9,958
04/05	05-06-05	11	9,642
05/06	05-12-06	7	4,969
06/07	08-15-07	78	57,484

#### D. FORECLOSURE

<u># of Parcels</u>	<u>Total Amount of Taxes Due (\$)</u>
0	0
2	2,141
0	0
0	0
0	0
0	0

#### E. ASSESSED VALUE OF PARCELS

<u>Reporting Date</u>	<u>Appraisal/ Tax Roll</u>	<u>Assessed Value(\$)</u>
01-01-02	Tax Roll	64,369,247
01-01-03	Tax Roll	90,486,111
01-01-04	Tax Roll	13,670,401
07-01-05	Tax Roll	174,400,612
07-01-06	Tax Roll	238,896,187
07-01-07	Tax Roll	317,177,965

#### F. MISCELLANEOUS



## 2007 MELLO-ROOS YEARLY FISCAL STATUS REPORT

<u>Date</u>	<u>Amount(\$)</u>	<u>Issuing Entity, County, Type of Debt, Purpose</u>	<u>Rating(s) Enhancmt</u>	<u>Type of Sale</u>	<u>Role, Participant</u>	<u>Maturity Date/ Type</u>	<u>Interest Rate/ Type</u>
08-26-04	\$3,790,000	Sacramento North Natomas Basin 8C CFD No 99-04 Sacramento CDIAC Number: 2004-1472 Limited tax obligation bond Flood control, storm drainage	NR	Neg	(BC) Orrick Herrington (TR) BNY Western Trust (UW) Stone & Youngberg	09-01-34 Comb	5.4 NIC

### YEARLY FISCAL STATUS REPORT INFORMATION

#### A. FUND BALANCES

<u>Year</u>	<u>Principal Amt Outstanding(\$)</u>	<u>Minimum Bond Reserve(\$)</u>	<u>Bond Reserve Fund(\$)</u>	<u>Capitalized Interest(\$)</u>	<u>Construction Fund(\$)</u>
04/05	3,730,000	255,291	257,332	0	0
05/06	3,730,000	255,291	253,020	0	750,873
06/07	3,665,000	255,291	255,293	0	783,396

#### B. TAX COLLECTION

<u>Taxes Due(\$)</u>	<u>Taxes Unpaid(\$)</u>	<u>Percent</u>	<u>Teeter Plan</u>
595,091	6,082	1	Yes
438,202	4,969	1	Yes
444,365	55,170	12	Yes

#### C. DELINQUENT PARCELS

<u>Year</u>	<u>Reporting Date</u>	<u># of Parcels</u>	<u>Total Amount Due(\$)</u>
04/05	05-06-05	11	9,642
05/06	05-12-06	7	4,969
06/07	08-15-07	78	57,484

#### D. FORECLOSURE

<u># of Parcels</u>	<u>Total Amount of Taxes Due (\$)</u>
0	0
0	0
0	0

#### E. ASSESSED VALUE OF PARCELS

<u>Reporting Date</u>	<u>Appraisal/ Tax Roll</u>	<u>Assessed Value(\$)</u>
07-01-05	Tax Roll	174,400,612
07-01-06	Tax Roll	238,896,187
07-01-07	Tax Roll	317,177,965

#### F. MISCELLANEOUS



## 2007 MELLO-ROOS YEARLY FISCAL STATUS REPORT

<u>Date</u>	<u>Amount(\$)</u>	<u>Issuing Entity, County, Type of Debt, Purpose</u>	<u>Rating(s) Enhancmt</u>	<u>Type of Sale</u>	<u>Role, Participant</u>	<u>Maturity Date/ Type</u>	<u>Interest Rate/ Type</u>
12-17-98	\$2,910,000	Sacramento North Natomas CFD No 2 Sacramento CDIAC Number: 1999-0002 Limited tax obligation bond Flood control, storm drainage	NR	Neg	(BC) Orrick Herrington (TR) US Bank Corp Trust (UW) Sacramento City FA	09-01-23 Serial	6.229 NIC

### YEARLY FISCAL STATUS REPORT INFORMATION

#### A. FUND BALANCES

<u>Year</u>	<u>Principal Amt Outstanding(\$)</u>	<u>Minimum Bond Reserve(\$)</u>	<u>Bond Reserve Fund(\$)</u>	<u>Capitalized Interest(\$)</u>	<u>Construction Fund(\$)</u>
01/02	2,835,000	270,938	270,938	0	543,954
02/03	2,790,000	270,938	270,938	0	0
03/04	2,740,000	270,938	270,938	0	0
04/05	2,625,000	270,938	279,233	0	503,864
05/06	2,625,000	270,938	268,384	0	521,371
06/07	2,560,000	270,938	272,231	0	545,673

#### B. TAX COLLECTION

<u>Year</u>	<u>Taxes Due(\$)</u>	<u>Taxes Unpaid(\$)</u>	<u>Percent</u>	<u>Teeter Plan</u>
01/02	390,598	0	0	No
02/03	397,158	3,476	1	No
03/04	226,250	0	0	No
04/05	402,520	0	0	Yes
05/06	405,555	432	0	Yes
06/07	409,672	15,489	4	Yes

#### C. DELINQUENT PARCELS

<u>Year</u>	<u>Reporting Date</u>	<u># of Parcels</u>	<u>Total Amount Due(\$)</u>
01/02	06-30-02	0	0
02/03	06-30-03	1	3,476
03/04	06-30-04	0	0
04/05	05-06-05	0	0
05/06	05-12-06	5	432
06/07	08-15-07	18	15,489

#### D. FORECLOSURE

<u># of Parcels</u>	<u>Total Amount of Taxes Due (\$)</u>
0	0
0	0
0	0
0	0
0	0
0	0

#### E. ASSESSED VALUE OF PARCELS

<u>Reporting Date</u>	<u>Appraisal/ Tax Roll</u>	<u>Assessed Value(\$)</u>
01-01-02	Tax Roll	80,219,297
01-01-03	Tax Roll	225,506,722
01-01-04	Tax Roll	0
07-01-05	Tax Roll	456,343,701
07-01-06	Tax Roll	545,466,740
07-01-07	Tax Roll	686,749,042

#### F. MISCELLANEOUS

Construction Fund is combined with 1999 CFD Bonds.



## 2007 MELLO-ROOS YEARLY FISCAL STATUS REPORT

<u>Date</u>	<u>Amount(\$)</u>	<u>Issuing Entity, County, Type of Debt, Purpose</u>	<u>Rating(s) Enhancmt</u>	<u>Type of Sale</u>	<u>Role, Participant</u>	<u>Maturity Date/ Type</u>	<u>Interest Rate/ Type</u>
12-17-98	\$4,995,000	Sacramento North Natomas CFD No 2 Sacramento CDIAC Number: 1999-0003 Limited tax obligation bond Flood control, storm drainage Series A	NR	Neg	(BC) Orrick Herrington (TR) US Bank Corp Trust (UW) Sacramento City FA	09-01-23 Serial	6.229 NIC

### YEARLY FISCAL STATUS REPORT INFORMATION

#### A. FUND BALANCES

<u>Year</u>	<u>Principal Amt Outstanding(\$)</u>	<u>Minimum Bond Reserve(\$)</u>	<u>Bond Reserve Fund(\$)</u>	<u>Capitalized Interest(\$)</u>	<u>Construction Fund(\$)</u>	<u>Taxes Due(\$)</u>	<u>Taxes Unpaid(\$)</u>	<u>Percent</u>	<u>Teeter Plan</u>
01/02	4,860,000	467,500	467,500	2,237	543,954	390,598	0	0	No
02/03	4,780,000	467,500	467,500	1,109	498,821	397,158	3,476	1	No
03/04	4,695,000	467,500	467,500	0	507,010	403,461	8,630	2	No
04/05	4,495,000	467,500	474,616	0	503,864	402,520	0	0	Yes
05/06	4,495,000	467,500	461,939	0	521,371	405,555	432	0	Yes
06/07	4,380,000	467,500	467,500	0	545,673	409,672	15,489	4	Yes

#### B. TAX COLLECTION

#### C. DELINQUENT PARCELS

<u>Year</u>	<u>Reporting Date</u>	<u># of Parcels</u>	<u>Total Amount Due(\$)</u>
01/02	06-30-02	0	0
02/03	06-30-03	1	3,476
03/04	06-30-04	2	12,106
04/05	05-06-05	0	0
05/06	05-12-06	5	432
06/07	08-15-07	18	15,489

#### D. FORECLOSURE

<u># of Parcels</u>	<u>Total Amount of Taxes Due (\$)</u>
0	0
0	0
0	0
0	0
0	0
0	0

#### E. ASSESSED VALUE OF PARCELS

<u>Reporting Date</u>	<u>Appraisal/ Tax Roll</u>	<u>Assessed Value(\$)</u>
01-01-02	Tax Roll	80,219,297
01-01-03	Tax Roll	225,506,722
01-01-04	Tax Roll	100,563,273
07-01-05	Tax Roll	456,343,701
07-01-06	Tax Roll	545,466,740
07-01-07	Tax Roll	686,749,042

#### F. MISCELLANEOUS

Construction Fund is combined with 1999 CFD Bonds.



## 2007 MELLO-ROOS YEARLY FISCAL STATUS REPORT

<u>Date</u>	<u>Amount(\$)</u>	<u>Issuing Entity, County, Type of Debt, Purpose</u>	<u>Rating(s) Enhancmt</u>	<u>Type of Sale</u>	<u>Role, Participant</u>	<u>Maturity Date/ Type</u>	<u>Interest Rate/ Type</u>
05-27-05	\$35,460,000	Sacramento North Natomas CFD No 97-01 Sacramento CDIAC Number: 2005-0533 Limited tax obligation bond Flood control, storm drainage Drainage Refunding	NR	Neg	(BC) Orrick Herrington (TR) US Bank Natl Assoc (UW) Stone & Youngberg	09-01-35 Comb	4.924 NIC

### YEARLY FISCAL STATUS REPORT INFORMATION

#### A. FUND BALANCES

<u>Year</u>	<u>Principal Amt Outstanding(\$)</u>	<u>Minimum Bond Reserve(\$)</u>	<u>Bond Reserve Fund(\$)</u>	<u>Capitalized Interest(\$)</u>	<u>Construction Fund(\$)</u>
04/05	35,460,000	2,525,035	2,525,035	0	3,071,928
05/06	35,385,000	2,518,270	2,568,058	0	2,698,195
06/07	35,260,000	2,517,505	2,525,035	0	1,929,750

#### B. TAX COLLECTION

<u>Taxes Due(\$)</u>	<u>Taxes Unpaid(\$)</u>	<u>Percent</u>	<u>Teeter Plan</u>
2,564,220	36,740	1	Yes
2,665,481	143,449	5	Yes
2,664,736	177,118	7	Yes

#### C. DELINQUENT PARCELS

<u>Year</u>	<u>Reporting Date</u>	<u># of Parcels</u>	<u>Total Amount Due(\$)</u>
04/05	05-06-05	226	58,170
05/06	05-12-06	309	166,999
06/07	08-15-07	1,567	232,992

#### D. FORECLOSURE

<u># of Parcels</u>	<u>Total Amount of Taxes Due (\$)</u>
0	0
0	0
0	0

#### E. ASSESSED VALUE OF PARCELS

<u>Reporting Date</u>	<u>Appraisal/ Tax Roll</u>	<u>Assessed Value(\$)</u>
07-01-05	Tax Roll	4,271,912,498
07-01-06	Tax Roll	5,496,288,490
07-01-07	Tax Roll	6,356,466,916

#### F. MISCELLANEOUS



## 2007 MELLO-ROOS YEARLY FISCAL STATUS REPORT

<u>Date</u>	<u>Amount(\$)</u>	<u>Issuing Entity, County, Type of Debt, Purpose</u>	<u>Rating(s) Enhancmt</u>	<u>Type of Sale</u>	<u>Role, Participant</u>	<u>Maturity Date/ Type</u>	<u>Interest Rate/ Type</u>
04-11-01	\$11,890,000	Sacramento North Natomas Westlake CFD No 2000-01 Sacramento CDIAC Number: 2001-0229 Limited tax obligation bond Flood control, storm drainage	NR	Neg	(BC) Orrick Herrington (TR) BNY Western Trust (UW) Stone & Youngberg	09-01-26 Comb	6.148 NIC

### YEARLY FISCAL STATUS REPORT INFORMATION

#### A. FUND BALANCES

<u>Year</u>	<u>Principal Amt Outstanding(\$)</u>	<u>Minimum Bond Reserve(\$)</u>	<u>Bond Reserve Fund(\$)</u>	<u>Capitalized Interest(\$)</u>	<u>Construction Fund(\$)</u>	<u>Taxes Due(\$)</u>	<u>Taxes Unpaid(\$)</u>	<u>Percent</u>	<u>Teeter Plan</u>
01/02	11,890,000	1,189,000	1,189,000	30,461	2,176,503	810,067	882	0	No
02/03	11,810,000	1,189,000	1,189,000	1,041	1,652,782	829,169	8,288	1	No
03/04	11,710,000	1,189,000	1,189,000	0	732,424	840,130	10,248	1	No
04/05	11,460,000	1,189,000	1,201,113	0	732,424	852,311	15,345	2	Yes
05/06	11,460,000	1,189,000	1,201,294	0	520,364	869,344	30,153	3	Yes
06/07	11,300,000	1,189,000	1,189,000	0	544,463	892,639	61,791	7	Yes

#### B. TAX COLLECTION

#### C. DELINQUENT PARCELS

<u>Year</u>	<u>Reporting Date</u>	<u># of Parcels</u>	<u>Total Amount Due(\$)</u>	<u># of Parcels</u>	<u>Total Amount of Taxes Due (\$)</u>	<u>Reporting Date</u>	<u>Appraisal/ Tax Roll</u>	<u>Assessed Value(\$)</u>
01/02	06-30-02	2	882	0	0	01-01-02	Tax Roll	61,775,827
02/03	06-30-03	20	8,288	1	1,052	01-01-03	Tax Roll	200,037,027
03/04	06-30-04	17	10,907	3	3,788	01-01-04	Tax Roll	364,329,924
04/05	05-06-05	37	23,982	0	0	07-01-05	Tax Roll	456,749,163
05/06	05-12-06	55	33,886	0	0	07-01-06	Tax Roll	530,374,482
06/07	08-15-07	149	69,849	0	0	07-01-07	Tax Roll	585,013,735

#### D. FORECLOSURE

#### E. ASSESSED VALUE OF PARCELS

#### F. MISCELLANEOUS



## 2007 MELLO-ROOS YEARLY FISCAL STATUS REPORT

<u>Date</u>	<u>Amount(\$)</u>	<u>Issuing Entity, County, Type of Debt, Purpose</u>	<u>Rating(s) Enhancmt</u>	<u>Type of Sale</u>	<u>Role, Participant</u>	<u>Maturity Date/ Type</u>	<u>Interest Rate/ Type</u>
06-29-06	\$17,360,000	Adelanto Elementary School District CFD No 1 San Bernardino CDIAC Number: 2005-2068 Limited tax obligation bond K-12 school facility IA A - West Creek (Schools, City & San Dist Facs)	NR	Neg	(BC) Rutan & Tucker (TR) Zions First Natl Bk (UW) UBS Financial Services	09-01-36 Comb	5.409 NIC

### YEARLY FISCAL STATUS REPORT INFORMATION

#### A. FUND BALANCES

<u>Year</u>	<u>Principal Amt Outstanding(\$)</u>	<u>Minimum Bond Reserve(\$)</u>	<u>Bond Reserve Fund(\$)</u>	<u>Capitalized Interest(\$)</u>	<u>Construction Fund(\$)</u>
05/06	17,360,000	1,032,430	1,032,430	1,061,690	10,449,518
06/07	17,360,000	1,186,308	1,219,651	578,369	1,146,303

#### B. TAX COLLECTION

<u>Year</u>	<u>Taxes Due(\$)</u>	<u>Taxes Unpaid(\$)</u>	<u>Percent</u>	<u>Teeter Plan</u>
05/06	0	0	0	No
06/07	0	0	0	No

#### C. DELINQUENT PARCELS

<u>Year</u>	<u>Reporting Date</u>	<u># of Parcels</u>	<u>Total Amount Due(\$)</u>
05/06	06-30-06	0	0
06/07	06-30-07	0	0

#### D. FORECLOSURE

<u># of Parcels</u>	<u>Total Amount of Taxes Due (\$)</u>
0	0
0	0

#### E. ASSESSED VALUE OF PARCELS

<u>Reporting Date</u>	<u>Appraisal/ Tax Roll</u>	<u>Assessed Value(\$)</u>
04-01-06	Appraisal	47,615,000
07-01-07	Tax Roll	112,278,772

#### F. MISCELLANEOUS



## 2007 MELLO-ROOS YEARLY FISCAL STATUS REPORT

<u>Date</u>	<u>Amount(\$)</u>	<u>Issuing Entity, County, Type of Debt, Purpose</u>	<u>Rating(s) Enhancmt</u>	<u>Type of Sale</u>	<u>Role, Participant</u>	<u>Maturity Date/ Type</u>	<u>Interest Rate/ Type</u>
02-01-06	\$3,520,000	Adelanto Elementary School District CFD No 2 San Bernardino CDIAC Number: 2005-2069 Limited tax obligation bond K-12 school facility	NR	Neg	(BC) Rutan & Tucker (TR) Zions First Natl Bk (UW) UBS Securities	09-01-36 Comb	5.307 NIC

### YEARLY FISCAL STATUS REPORT INFORMATION

#### A. FUND BALANCES

<u>Year</u>	<u>Principal Amt Outstanding(\$)</u>	<u>Minimum Bond Reserve(\$)</u>	<u>Bond Reserve Fund(\$)</u>	<u>Capitalized Interest(\$)</u>	<u>Construction Fund(\$)</u>
05/06	3,520,000	304,307	316,215	190,556	486,429
06/07	3,520,000	314,025	317,472	0	939,780

#### B. TAX COLLECTION

<u>Taxes Due(\$)</u>	<u>Taxes Unpaid(\$)</u>	<u>Percent</u>	<u>Teeter Plan</u>
0	0	0	No
153,169	7,060	5	No

#### C. DELINQUENT PARCELS

<u>Year</u>	<u>Reporting Date</u>	<u># of Parcels</u>	<u>Total Amount Due(\$)</u>
05/06	06-30-06	0	0
06/07	06-30-07	10	7,060

#### D. FORECLOSURE

<u># of Parcels</u>	<u>Total Amount of Taxes Due (\$)</u>
0	0
0	0

#### E. ASSESSED VALUE OF PARCELS

<u>Reporting Date</u>	<u>Appraisal/ Tax Roll</u>	<u>Assessed Value(\$)</u>
12-01-05	Appraisal	21,226,000
07-01-07	Tax Roll	55,327,617

#### F. MISCELLANEOUS





## 2007 MELLO-ROOS YEARLY FISCAL STATUS REPORT

<u>Date</u>	<u>Amount(\$)</u>	<u>Issuing Entity, County, Type of Debt, Purpose</u>	<u>Rating(s) Enhancmt</u>	<u>Type of Sale</u>	<u>Role, Participant</u>	<u>Maturity Date/ Type</u>	<u>Interest Rate/ Type</u>
07-10-03	\$12,705,000	Agua Mansa Industrial Growth Association CFD No 2002-1 San Bernardino CDIAC Number: 2002-1718 Limited tax obligation bond Multiple capital improvements, public works Industrial Ctr Refunding	NR    LOC	Neg	(BC) McFarlin & Anderson (FA) Kinsell Newcomb (EN) Bank One (TR) US Bank Natl Assoc (UW) Stone & Youngberg	09-01-33 Comb	6.557 TIC

### YEARLY FISCAL STATUS REPORT INFORMATION

#### A. FUND BALANCES

<u>Year</u>	<u>Principal Amt Outstanding(\$)</u>	<u>Minimum Bond Reserve(\$)</u>	<u>Bond Reserve Fund(\$)</u>	<u>Capitalized Interest(\$)</u>	<u>Construction Fund(\$)</u>
03/04	12,665,000	1,270,500	1,272,359	0	1,128,346
04/05	10,575,000	1,112,733	1,130,839	0	1,138,900
05/06	10,575,000	1,112,733	1,127,584	0	159,066
06/07	10,575,000	1,112,733	1,149,030	0	167,232

#### B. TAX COLLECTION

<u>Taxes Due(\$)</u>	<u>Taxes Unpaid(\$)</u>	<u>Percent</u>	<u>Teeter Plan</u>
986,664	0	0	No
754,587	38,614	5	No
750,026	0	0	No
782,283	0	0	No

#### C. DELINQUENT PARCELS

<u>Year</u>	<u>Reporting Date</u>	<u># of Parcels</u>	<u>Total Amount Due(\$)</u>
03/04	10-01-04	2	138,650
04/05	06-30-05	1	38,614
05/06	06-30-06	0	0
06/07	06-30-07	0	0

#### D. FORECLOSURE

<u># of Parcels</u>	<u>Total Amount of Taxes Due (\$)</u>
0	0
1	38,614
0	0
0	0

#### E. ASSESSED VALUE OF PARCELS

<u>Reporting Date</u>	<u>Appraisal/ Tax Roll</u>	<u>Assessed Value(\$)</u>
08-01-04	Tax Roll	23,324,299
06-30-05	Tax Roll	32,924,104
07-01-06	Tax Roll	61,819,142
07-01-07	Tax Roll	150,870,322

#### F. MISCELLANEOUS



## 2007 MELLO-ROOS YEARLY FISCAL STATUS REPORT

<u>Date</u>	<u>Amount(\$)</u>	<u>Issuing Entity, County, Type of Debt, Purpose</u>	<u>Rating(s) Enhancmt</u>	<u>Type of Sale</u>	<u>Role, Participant</u>	<u>Maturity Date/ Type</u>	<u>Interest Rate/ Type</u>
01-08-99	\$2,850,000	Chino CFD No 1 San Bernardino CDIAC Number: 1998-2149 Limited tax obligation bond Multiple capital improvements, public works Refunding	NR	Neg	(BC) Rutan & Tucker (FA) Sutter Securities (TR) Chino (UW) Chino PFA	09-02-11 Serial	5.177 NIC

### YEARLY FISCAL STATUS REPORT INFORMATION

#### A. FUND BALANCES

<u>Year</u>	<u>Principal Amt Outstanding(\$)</u>	<u>Minimum Bond Reserve(\$)</u>	<u>Bond Reserve Fund(\$)</u>	<u>Capitalized Interest(\$)</u>	<u>Construction Fund(\$)</u>
01/02	2,385,000	0	0	0	0
02/03	2,195,000	0	0	0	0
03/04	1,995,000	0	0	0	0
04/05	1,410,000	0	0	0	0
05/06	1,240,000	0	0	0	0
06/07	1,060,000	247,925	0	0	0

#### B. TAX COLLECTION

<u>Taxes Due(\$)</u>	<u>Taxes Unpaid(\$)</u>	<u>Percent</u>	<u>Teeter Plan</u>
350,827	7,106	2	No
353,859	5,597	2	No
359,053	15,565	4	No
281,273	652	0	No
288,896	5,207	2	No
293,931	10,826	4	No

#### C. DELINQUENT PARCELS

<u>Year</u>	<u>Reporting Date</u>	<u># of Parcels</u>	<u>Total Amount Due(\$)</u>
01/02	06-30-02	31	7,106
02/03	06-30-03	70	9,338
03/04	06-30-04	79	16,460
04/05	06-30-05	5	1,619
05/06	06-30-06	30	5,207
06/07	06-30-07	69	12,321

#### D. FORECLOSURE

<u># of Parcels</u>	<u>Total Amount of Taxes Due (\$)</u>
0	0
0	0
0	0
0	0
0	0
0	0

#### E. ASSESSED VALUE OF PARCELS

<u>Reporting Date</u>	<u>Appraisal/ Tax Roll</u>	<u>Assessed Value(\$)</u>
06-30-02	Tax Roll	291,724,026
06-30-03	Tax Roll	309,664,455
06-30-04	Tax Roll	330,010,919
06-30-05	Tax Roll	353,873,813
06-30-06	Tax Roll	384,718,386
06-30-07	Tax Roll	412,419,161

#### F. MISCELLANEOUS



## 2007 MELLO-ROOS YEARLY FISCAL STATUS REPORT

<u>Date</u>	<u>Amount(\$)</u>	<u>Issuing Entity, County, Type of Debt, Purpose</u>	<u>Rating(s) Enhancmt</u>	<u>Type of Sale</u>	<u>Role, Participant</u>	<u>Maturity Date/ Type</u>	<u>Interest Rate/ Type</u>
12-07-06	\$2,085,000	Chino CFD No 2000-1 San Bernardino CDIAC Number: 2006-1462 Limited tax obligation bond Multiple capital improvements, public works Refunding	NR	Neg	(BC) Rutan & Tucker (FA) Chilton & Assoc (TR) Wells Fargo Bank (UW) Chino Hills FA	09-01-30 Comb	4.94 NIC

### YEARLY FISCAL STATUS REPORT INFORMATION

#### A. FUND BALANCES

<u>Year</u>	<u>Principal Amt Outstanding(\$)</u>	<u>Minimum Bond Reserve(\$)</u>	<u>Bond Reserve Fund(\$)</u>	<u>Capitalized Interest(\$)</u>	<u>Construction Fund(\$)</u>
06/07	2,085,000	150,250	150,780	0	0

#### B. TAX COLLECTION

<u>Taxes Due(\$)</u>	<u>Taxes Unpaid(\$)</u>	<u>Percent</u>	<u>Teeter Plan</u>
0	0	0	No

#### C. DELINQUENT PARCELS

<u>Year</u>	<u>Reporting Date</u>	<u># of Parcels</u>	<u>Total Amount Due(\$)</u>
06/07	06-30-07	0	0

#### D. FORECLOSURE

<u># of Parcels</u>	<u>Total Amount of Taxes Due (\$)</u>
0	0

#### E. ASSESSED VALUE OF PARCELS

<u>Reporting Date</u>	<u>Appraisal/ Tax Roll</u>	<u>Assessed Value(\$)</u>
06-30-07	Tax Roll	24,925,046

#### F. MISCELLANEOUS

Total Taxes Due & Total Number of Delinquent Parcels 1st levied in fiscal year 07/08.



## 2007 MELLO-ROOS YEARLY FISCAL STATUS REPORT

<u>Date</u>	<u>Amount(\$)</u>	<u>Issuing Entity, County, Type of Debt, Purpose</u>	<u>Rating(s) Enhancmt</u>	<u>Type of Sale</u>	<u>Role, Participant</u>	<u>Maturity Date/ Type</u>	<u>Interest Rate/ Type</u>
05-29-02	\$3,200,000	Chino CFD No 2001-1 San Bernardino CDIAC Number: 2002-0432 Limited tax obligation bond Multiple capital improvements, public works	NR	Neg	(BC) Rutan & Tucker (FA) Chilton & Assoc (TR) BNY Western Trust (UW) Stone & Youngberg	09-01-32 Comb	6.182 NIC

### YEARLY FISCAL STATUS REPORT INFORMATION

#### A. FUND BALANCES

<u>Year</u>	<u>Principal Amt Outstanding(\$)</u>	<u>Minimum Bond Reserve(\$)</u>	<u>Bond Reserve Fund(\$)</u>	<u>Capitalized Interest(\$)</u>	<u>Construction Fund(\$)</u>
01/02	3,200,000	236,090	235,040	41,056	2,657,754
02/03	3,200,000	236,090	241,190	0	0
03/04	3,155,000	236,090	241,707	0	0
04/05	3,105,000	236,090	241,472	0	0
05/06	3,005,000	236,090	241,227	0	0
06/07	3,005,000	236,090	247,218	157	0

#### B. TAX COLLECTION

<u>Year</u>	<u>Taxes Due(\$)</u>	<u>Taxes Unpaid(\$)</u>	<u>Percent</u>	<u>Teeter Plan</u>
01/02	0	0	0	No
02/03	242,435	0	0	No
03/04	245,589	0	0	No
04/05	243,678	0	0	No
05/06	241,982	0	0	No
06/07	245,789	0	0	No

#### C. DELINQUENT PARCELS

<u>Year</u>	<u>Reporting Date</u>	<u># of Parcels</u>	<u>Total Amount Due(\$)</u>
01/02	06-30-02	0	0
02/03	06-30-03	0	0
03/04	06-30-04	0	0
04/05	06-30-05	0	0
05/06	06-30-06	0	0
06/07	06-30-07	0	0

#### D. FORECLOSURE

<u># of Parcels</u>	<u>Total Amount of Taxes Due (\$)</u>
0	0
0	0
0	0
0	0
0	0
0	0

#### E. ASSESSED VALUE OF PARCELS

<u>Reporting Date</u>	<u>Appraisal/ Tax Roll</u>	<u>Assessed Value(\$)</u>
05-01-02	Appraisal	22,955,000
06-30-03	Tax Roll	4,602,797
06-30-04	Tax Roll	4,327,218
06-30-05	Tax Roll	40,306,034
06-30-06	Tax Roll	41,112,155
06-30-07	Tax Roll	41,934,398

#### F. MISCELLANEOUS



## 2007 MELLO-ROOS YEARLY FISCAL STATUS REPORT

<u>Date</u>	<u>Amount(\$)</u>	<u>Issuing Entity, County, Type of Debt, Purpose</u>	<u>Rating(s) Enhancmt</u>	<u>Type of Sale</u>	<u>Role, Participant</u>	<u>Maturity Date/ Type</u>	<u>Interest Rate/ Type</u>
01-21-04	\$7,880,000	Chino CFD No 2003-1 San Bernardino CDIAC Number: 2003-1616 Limited tax obligation bond Multiple capital improvements, public works	NR	Neg	(BC) Rutan & Tucker (FA) Chilton & Assoc (TR) Wells Fargo Bank (UW) Stone & Youngberg	09-01-33 Comb	5.789 NIC

### YEARLY FISCAL STATUS REPORT INFORMATION

#### A. FUND BALANCES

<u>Year</u>	<u>Principal Amt Outstanding(\$)</u>	<u>Minimum Bond Reserve(\$)</u>	<u>Bond Reserve Fund(\$)</u>	<u>Capitalized Interest(\$)</u>	<u>Construction Fund(\$)</u>
03/04	7,880,000	351,786	542,653	233,742	4,262,732
04/05	7,880,000	351,786	561,867	0	30,764
05/06	7,750,000	561,356	572,466	0	41,550
06/07	7,610,000	561,281	572,681	0	43,759

#### B. TAX COLLECTION

<u>Taxes Due(\$)</u>	<u>Taxes Unpaid(\$)</u>	<u>Percent</u>	<u>Teeter Plan</u>
0	0	0	No
563,857	54,184	10	No
571,394	47,566	8	No
573,901	38,275	7	No

#### C. DELINQUENT PARCELS

<u>Year</u>	<u>Reporting Date</u>	<u># of Parcels</u>	<u>Total Amount Due(\$)</u>
03/04	06-30-04	0	0
04/05	06-30-05	42	54,184
05/06	06-30-06	27	47,566
06/07	06-30-07	27	48,218

#### D. FORECLOSURE

<u># of Parcels</u>	<u>Total Amount of Taxes Due (\$)</u>
0	0
0	0
0	0
0	0

#### E. ASSESSED VALUE OF PARCELS

<u>Reporting Date</u>	<u>Appraisal/ Tax Roll</u>	<u>Assessed Value(\$)</u>
06-30-04	Tax Roll	42,027,727
06-30-05	Tax Roll	107,830,734
06-30-06	Tax Roll	141,269,443
06-30-07	Tax Roll	147,566,904

#### F. MISCELLANEOUS



## 2007 MELLO-ROOS YEARLY FISCAL STATUS REPORT

<u>Date</u>	<u>Amount(\$)</u>	<u>Issuing Entity, County, Type of Debt, Purpose</u>	<u>Rating(s) Enhancmt</u>	<u>Type of Sale</u>	<u>Role, Participant</u>	<u>Maturity Date/ Type</u>	<u>Interest Rate/ Type</u>
02-12-04	\$7,130,000	Chino CFD No 2003-2 San Bernardino CDIAC Number: 2003-1617 Limited tax obligation bond Multiple capital improvements, public works D R Horton	NR	Neg	(BC) Rutan & Tucker (FA) Chilton & Assoc (TR) Wells Fargo Bank (UW) Stone & Youngberg	09-01-33 Comb	5.648 NIC

### YEARLY FISCAL STATUS REPORT INFORMATION

#### A. FUND BALANCES

<u>Year</u>	<u>Principal Amt Outstanding(\$)</u>	<u>Minimum Bond Reserve(\$)</u>	<u>Bond Reserve Fund(\$)</u>	<u>Capitalized Interest(\$)</u>	<u>Construction Fund(\$)</u>
03/04	7,130,000	501,030	501,030	0	6,087,683
04/05	7,130,000	501,030	510,991	0	6,173,394
05/06	7,005,000	501,030	511,070	0	6,428,233
06/07	6,875,000	501,030	511,139	0	6,051,212

#### B. TAX COLLECTION

<u>Year</u>	<u>Taxes Due(\$)</u>	<u>Taxes Unpaid(\$)</u>	<u>Percent</u>	<u>Teeter Plan</u>
03/04	0	0	0	No
04/05	508,691	0	0	No
05/06	511,400	7,914	2	No
06/07	509,467	20,440	4	No

#### C. DELINQUENT PARCELS

<u>Year</u>	<u>Reporting Date</u>	<u># of Parcels</u>	<u>Total Amount Due(\$)</u>
03/04	06-30-04	0	0
04/05	06-30-05	0	0
05/06	06-30-06	7	7,914
06/07	06-30-07	18	21,053

#### D. FORECLOSURE

<u># of Parcels</u>	<u>Total Amount of Taxes Due (\$)</u>
0	0
0	0
0	0
0	0

#### E. ASSESSED VALUE OF PARCELS

<u>Reporting Date</u>	<u>Appraisal/ Tax Roll</u>	<u>Assessed Value(\$)</u>
06-30-04	Tax Roll	6,215,924
06-30-05	Tax Roll	94,431,363
06-30-06	Tax Roll	112,541,455
06-30-07	Tax Roll	119,538,078

#### F. MISCELLANEOUS



## 2007 MELLO-ROOS YEARLY FISCAL STATUS REPORT

<u>Date</u>	<u>Amount(\$)</u>	<u>Issuing Entity, County, Type of Debt, Purpose</u>	<u>Rating(s) Enhancmt</u>	<u>Type of Sale</u>	<u>Role, Participant</u>	<u>Maturity Date/ Type</u>	<u>Interest Rate/ Type</u>
10-21-04	\$23,705,000	Chino CFD No 2003-3 San Bernardino CDIAC Number: 2004-1620 Limited tax obligation bond Multiple capital improvements, public works IA No 1	NR	Neg	(BC) Rutan & Tucker (FA) Chilton & Assoc (TR) Wells Fargo Bank (UW) Stone & Youngberg	09-01-34 Comb	5.598 NIC

### YEARLY FISCAL STATUS REPORT INFORMATION

#### A. FUND BALANCES

<u>Year</u>	<u>Principal Amt Outstanding(\$)</u>	<u>Minimum Bond Reserve(\$)</u>	<u>Bond Reserve Fund(\$)</u>	<u>Capitalized Interest(\$)</u>	<u>Construction Fund(\$)</u>
04/05	23,705,000	1,654,153	1,655,941	0	20,323,836
05/06	23,705,000	1,654,153	1,666,657	0	19,428,754
06/07	23,295,000	1,654,153	1,666,353	0	10,711,626

#### B. TAX COLLECTION

<u>Year</u>	<u>Taxes Due(\$)</u>	<u>Taxes Unpaid(\$)</u>	<u>Percent</u>	<u>Teeter Plan</u>
04/05	0	0	0	No
05/06	1,662,766	24,297	1	No
06/07	1,779,962	102,713	6	No

#### C. DELINQUENT PARCELS

<u>Year</u>	<u>Reporting Date</u>	<u># of Parcels</u>	<u>Total Amount Due(\$)</u>
04/05	06-30-05	0	0
05/06	06-30-06	14	24,297
06/07	06-30-07	44	108,145

#### D. FORECLOSURE

<u># of Parcels</u>	<u>Total Amount of Taxes Due (\$)</u>
0	0
0	0
0	0

#### E. ASSESSED VALUE OF PARCELS

<u>Reporting Date</u>	<u>Appraisal/ Tax Roll</u>	<u>Assessed Value(\$)</u>
06-30-05	Tax Roll	21,873,371
06-30-06	Tax Roll	163,569,292
06-30-07	Tax Roll	329,548,196

#### F. MISCELLANEOUS



## 2007 MELLO-ROOS YEARLY FISCAL STATUS REPORT

<u>Date</u>	<u>Amount(\$)</u>	<u>Issuing Entity, County, Type of Debt, Purpose</u>	<u>Rating(s) Enhancmt</u>	<u>Type of Sale</u>	<u>Role, Participant</u>	<u>Maturity Date/ Type</u>	<u>Interest Rate/ Type</u>
03-22-06	\$25,615,000	Chino CFD No 2003-3 San Bernardino CDIAC Number: 2005-1566 Limited tax obligation bond Multiple capital improvements, public works Pardee Homes IA 2	NR	Neg	(BC) Rutan & Tucker (FA) Chilton & Assoc (TR) Wells Fargo Bank (UW) Stone & Youngberg	09-01-36 Comb	5.052 NIC

### YEARLY FISCAL STATUS REPORT INFORMATION

#### A. FUND BALANCES

<u>Year</u>	<u>Principal Amt Outstanding(\$)</u>	<u>Minimum Bond Reserve(\$)</u>	<u>Bond Reserve Fund(\$)</u>	<u>Capitalized Interest(\$)</u>	<u>Construction Fund(\$)</u>
05/06	25,615,000	1,655,385	1,655,385	0	22,537,954
06/07	25,615,000	1,655,385	1,655,385	0	23,994,019

#### B. TAX COLLECTION

<u>Taxes Due(\$)</u>	<u>Taxes Unpaid(\$)</u>	<u>Percent</u>	<u>Teeter Plan</u>
0	0	0	No
1,668,326	0	0	No

#### C. DELINQUENT PARCELS

<u>Year</u>	<u>Reporting Date</u>	<u># of Parcels</u>	<u>Total Amount Due(\$)</u>
05/06	06-30-06	0	0
06/07	06-30-07	0	0

#### D. FORECLOSURE

<u># of Parcels</u>	<u>Total Amount of Taxes Due (\$)</u>
0	0
0	0

#### E. ASSESSED VALUE OF PARCELS

<u>Reporting Date</u>	<u>Appraisal/ Tax Roll</u>	<u>Assessed Value(\$)</u>
06-30-06	Tax Roll	15,198,364
06-30-07	Tax Roll	116,211,698

#### F. MISCELLANEOUS





## 2007 MELLO-ROOS YEARLY FISCAL STATUS REPORT

<u>Date</u>	<u>Amount(\$)</u>	<u>Issuing Entity, County, Type of Debt, Purpose</u>	<u>Rating(s) Enhancmt</u>	<u>Type of Sale</u>	<u>Role, Participant</u>	<u>Maturity Date/ Type</u>	<u>Interest Rate/ Type</u>
02-03-04	\$6,710,000	Chino CFD No 2003-4 San Bernardino CDIAC Number: 2003-1619 Limited tax obligation bond Multiple capital improvements, public works	NR	Neg	(BC) Rutan & Tucker (FA) Chilton & Assoc (TR) Wells Fargo Bank (UW) Stone & Youngberg	09-01-33 Comb	5.84 NIC

### YEARLY FISCAL STATUS REPORT INFORMATION

#### A. FUND BALANCES

<u>Year</u>	<u>Principal Amt Outstanding(\$)</u>	<u>Minimum Bond Reserve(\$)</u>	<u>Bond Reserve Fund(\$)</u>	<u>Capitalized Interest(\$)</u>	<u>Construction Fund(\$)</u>
03/04	6,710,000	480,000	480,101	0	5,065,905
04/05	6,710,000	480,000	489,543	0	689,023
05/06	6,595,000	480,000	489,625	0	0
06/07	6,475,000	480,000	489,685	0	0

#### B. TAX COLLECTION

<u>Taxes Due(\$)</u>	<u>Taxes Unpaid(\$)</u>	<u>Percent</u>	<u>Teeter Plan</u>
0	0	0	No
487,361	0	0	No
490,459	0	0	No
488,933	0	0	No

#### C. DELINQUENT PARCELS

<u>Year</u>	<u>Reporting Date</u>	<u># of Parcels</u>	<u>Total Amount Due(\$)</u>
03/04	06-30-04	0	0
04/05	06-30-05	0	0
05/06	06-30-06	0	0
06/07	06-30-07	0	0

#### D. FORECLOSURE

<u># of Parcels</u>	<u>Total Amount of Taxes Due (\$)</u>
0	0
0	0
0	0
0	0

#### E. ASSESSED VALUE OF PARCELS

<u>Reporting Date</u>	<u>Appraisal/ Tax Roll</u>	<u>Assessed Value(\$)</u>
06-30-04	Tax Roll	13,957,000
06-30-05	Tax Roll	56,509,022
06-30-06	Tax Roll	56,828,822
06-30-07	Tax Roll	83,203,392

#### F. MISCELLANEOUS



## 2007 MELLO-ROOS YEARLY FISCAL STATUS REPORT

<u>Date</u>	<u>Amount(\$)</u>	<u>Issuing Entity, County, Type of Debt, Purpose</u>	<u>Rating(s) Enhancmt</u>	<u>Type of Sale</u>	<u>Role, Participant</u>	<u>Maturity Date/ Type</u>	<u>Interest Rate/ Type</u>
05-31-07	\$23,715,000	Chino CFD No 2005-1 San Bernardino CDIAC Number: 2007-0703 Limited tax obligation bond Multiple capital improvements, public works College Park IA 1	NR	Neg	(BC) Rutan & Tucker (FA) Chilton & Assoc (TR) Wells Fargo Bank (UW) Stone & Youngberg	09-01-36 Comb	5.083 NIC

### YEARLY FISCAL STATUS REPORT INFORMATION

#### A. FUND BALANCES

<u>Year</u>	<u>Principal Amt Outstanding(\$)</u>	<u>Minimum Bond Reserve(\$)</u>	<u>Bond Reserve Fund(\$)</u>	<u>Capitalized Interest(\$)</u>	<u>Construction Fund(\$)</u>
06/07	23,715,000	1,558,000	1,558,000	246,397	20,845,954

#### B. TAX COLLECTION

<u>Taxes Due(\$)</u>	<u>Taxes Unpaid(\$)</u>	<u>Percent</u>	<u>Teeter Plan</u>
0	0	0	No

#### C. DELINQUENT PARCELS

<u>Year</u>	<u>Reporting Date</u>	<u># of Parcels</u>	<u>Total Amount Due(\$)</u>
06/07	06-30-07	0	0

#### D. FORECLOSURE

<u># of Parcels</u>	<u>Total Amount of Taxes Due (\$)</u>
0	0

#### E. ASSESSED VALUE OF PARCELS

<u>Reporting Date</u>	<u>Appraisal/ Tax Roll</u>	<u>Assessed Value(\$)</u>
06-30-07	Tax Roll	70,253,539

#### F. MISCELLANEOUS



## 2007 MELLO-ROOS YEARLY FISCAL STATUS REPORT

<u>Date</u>	<u>Amount(\$)</u>	<u>Issuing Entity, County, Type of Debt, Purpose</u>	<u>Rating(s) Enhancmt</u>	<u>Type of Sale</u>	<u>Role, Participant</u>	<u>Maturity Date/ Type</u>	<u>Interest Rate/ Type</u>
04-12-06	\$6,055,000	Chino CFD No 2005-2 San Bernardino CDIAC Number: 2005-1567 Limited tax obligation bond Multiple capital improvements, public works The Preserve	NR	Neg	(BC) Rutan & Tucker (FA) Chilton & Assoc (TR) Wells Fargo Bank (UW) Stone & Youngberg	09-01-36 Comb	5.173 NIC

### YEARLY FISCAL STATUS REPORT INFORMATION

#### A. FUND BALANCES

<u>Year</u>	<u>Principal Amt Outstanding(\$)</u>	<u>Minimum Bond Reserve(\$)</u>	<u>Bond Reserve Fund(\$)</u>	<u>Capitalized Interest(\$)</u>	<u>Construction Fund(\$)</u>
05/06	6,055,000	399,735	399,735	0	3,496,938
06/07	6,055,000	399,735	399,735	0	1,440,372

#### B. TAX COLLECTION

<u>Taxes Due(\$)</u>	<u>Taxes Unpaid(\$)</u>	<u>Percent</u>	<u>Teeter Plan</u>
0	0	0	No
404,074	0	0	No

#### C. DELINQUENT PARCELS

<u>Year</u>	<u>Reporting Date</u>	<u># of Parcels</u>	<u>Total Amount Due(\$)</u>
05/06	06-30-06	0	0
06/07	06-30-07	0	0

#### D. FORECLOSURE

<u># of Parcels</u>	<u>Total Amount of Taxes Due (\$)</u>
0	0
0	0

#### E. ASSESSED VALUE OF PARCELS

<u>Reporting Date</u>	<u>Appraisal/ Tax Roll</u>	<u>Assessed Value(\$)</u>
06-30-06	Tax Roll	4,298,280
06-30-07	Tax Roll	33,066,602

#### F. MISCELLANEOUS



## 2007 MELLO-ROOS YEARLY FISCAL STATUS REPORT

<u>Date</u>	<u>Amount(\$)</u>	<u>Issuing Entity, County, Type of Debt, Purpose</u>	<u>Rating(s) Enhancmt</u>	<u>Type of Sale</u>	<u>Role, Participant</u>	<u>Maturity Date/ Type</u>	<u>Interest Rate/ Type</u>
10-13-06	\$9,545,000	Chino CFD No 2006-2 San Bernardino CDIAC Number: 2006-0583 Limited tax obligation bond Multiple capital improvements, public works D R Horton Arnel	NR	Neg	(BC) Rutan & Tucker (FA) Chilton & Assoc (TR) Wells Fargo Bank (UW) Stone & Youngberg	09-01-36 Comb	5.031 NIC

### YEARLY FISCAL STATUS REPORT INFORMATION

#### A. FUND BALANCES

<u>Year</u>	<u>Principal Amt Outstanding(\$)</u>	<u>Minimum Bond Reserve(\$)</u>	<u>Bond Reserve Fund(\$)</u>	<u>Capitalized Interest(\$)</u>	<u>Construction Fund(\$)</u>
06/07	9,545,000	628,755	629,280	237,846	8,229,126

#### B. TAX COLLECTION

<u>Taxes Due(\$)</u>	<u>Taxes Unpaid(\$)</u>	<u>Percent</u>	<u>Teeter Plan</u>
0	0	0	No

#### C. DELINQUENT PARCELS

<u>Year</u>	<u>Reporting Date</u>	<u># of Parcels</u>	<u>Total Amount Due(\$)</u>
06/07	06-30-07	0	0

#### D. FORECLOSURE

<u># of Parcels</u>	<u>Total Amount of Taxes Due (\$)</u>
0	0

#### E. ASSESSED VALUE OF PARCELS

<u>Reporting Date</u>	<u>Appraisal/ Tax Roll</u>	<u>Assessed Value(\$)</u>
06-30-07	Tax Roll	106,670,576

#### F. MISCELLANEOUS



## 2007 MELLO-ROOS YEARLY FISCAL STATUS REPORT

<u>Date</u>	<u>Amount(\$)</u>	<u>Issuing Entity, County, Type of Debt, Purpose</u>	<u>Rating(s) Enhancmt</u>	<u>Type of Sale</u>	<u>Role, Participant</u>	<u>Maturity Date/ Type</u>	<u>Interest Rate/ Type</u>
12-07-06	\$8,460,000	Chino CFD No 99-1 San Bernardino CDIAC Number: 2006-1460 Limited tax obligation bond Multiple capital improvements, public works Refunding	NR	Neg	(BC) Rutan & Tucker (FA) Chilton & Assoc (TR) Wells Fargo Bank (UW) Chino PFA	09-01-29 Comb	4.929 NIC

### YEARLY FISCAL STATUS REPORT INFORMATION

#### A. FUND BALANCES

<u>Year</u>	<u>Principal Amt Outstanding(\$)</u>	<u>Minimum Bond Reserve(\$)</u>	<u>Bond Reserve Fund(\$)</u>	<u>Capitalized Interest(\$)</u>	<u>Construction Fund(\$)</u>
06/07	8,460,000	611,973	614,131	0	0

#### B. TAX COLLECTION

<u>Taxes Due(\$)</u>	<u>Taxes Unpaid(\$)</u>	<u>Percent</u>	<u>Teeter Plan</u>
0	0	0	No

#### C. DELINQUENT PARCELS

<u>Year</u>	<u>Reporting Date</u>	<u># of Parcels</u>	<u>Total Amount Due(\$)</u>
06/07	06-30-07	0	0

#### D. FORECLOSURE

<u># of Parcels</u>	<u>Total Amount of Taxes Due (\$)</u>
0	0

#### E. ASSESSED VALUE OF PARCELS

<u>Reporting Date</u>	<u>Appraisal/ Tax Roll</u>	<u>Assessed Value(\$)</u>
06-30-07	Tax Roll	87,240,999

#### F. MISCELLANEOUS



## 2007 MELLO-ROOS YEARLY FISCAL STATUS REPORT

<u>Date</u>	<u>Amount(\$)</u>	<u>Issuing Entity, County, Type of Debt, Purpose</u>	<u>Rating(s) Enhancmt</u>	<u>Type of Sale</u>	<u>Role, Participant</u>	<u>Maturity Date/ Type</u>	<u>Interest Rate/ Type</u>
01-27-04	\$5,815,000	Chino Hills CFD No 1 San Bernardino CDIAC Number: 2004-0033 Limited tax obligation bond Multiple capital improvements, public works Rolling Ridge Refunding	NR	Neg	(BC) Orrick Herrington (FA) Stone & Youngberg (TR) US Bank Natl Assoc (UW) Chino Hills FA	09-01-11 Serial	2.379 NIC

### YEARLY FISCAL STATUS REPORT INFORMATION

#### A. FUND BALANCES

<u>Year</u>	<u>Principal Amt Outstanding(\$)</u>	<u>Minimum Bond Reserve(\$)</u>	<u>Bond Reserve Fund(\$)</u>	<u>Capitalized Interest(\$)</u>	<u>Construction Fund(\$)</u>
03/04	5,815,000	581,500	582,273	0	0
04/05	5,815,000	581,500	582,273	0	0
05/06	4,355,000	581,500	591,216	0	0
06/07	3,720,000	721,303	735,462	0	0

#### B. TAX COLLECTION

<u>Taxes Due(\$)</u>	<u>Taxes Unpaid(\$)</u>	<u>Percent</u>	<u>Teeter Plan</u>
1,357,525	58,107	4	No
1,357,525	58,107	4	No
1,419,556	12,750	1	No
1,447,942	24,590	2	No

#### C. DELINQUENT PARCELS

<u>Year</u>	<u>Reporting Date</u>	<u># of Parcels</u>	<u>Total Amount Due(\$)</u>
03/04	06-02-04	192	72,608
04/05	06-02-04	192	72,608
05/06	10-04-06	37	20,180
06/07	09-06-07	68	34,865

#### D. FORECLOSURE

<u># of Parcels</u>	<u>Total Amount of Taxes Due (\$)</u>
0	0
0	0
0	0
0	0

#### E. ASSESSED VALUE OF PARCELS

<u>Reporting Date</u>	<u>Appraisal/ Tax Roll</u>	<u>Assessed Value(\$)</u>
07-01-04	Tax Roll	682,855,136
07-01-04	Tax Roll	682,855,136
07-01-06	Tax Roll	798,079,818
07-01-07	Tax Roll	895,365,447

#### F. MISCELLANEOUS



## 2007 MELLO-ROOS YEARLY FISCAL STATUS REPORT

<u>Date</u>	<u>Amount(\$)</u>	<u>Issuing Entity, County, Type of Debt, Purpose</u>	<u>Rating(s) Enhancmt</u>	<u>Type of Sale</u>	<u>Role, Participant</u>	<u>Maturity Date/ Type</u>	<u>Interest Rate/ Type</u>
08-17-06	\$5,610,000	Chino Hills CFD No 1 San Bernardino CDIAC Number: 2006-0790 Limited tax obligation bond Public building Rolling Ridge	NR	Neg	(BC) Orrick Herrington (FA) Stone & Youngberg (TR) US Bank Natl Assoc (UW) Chino Hills FA	09-01-27 Serial	4.122 NIC

### YEARLY FISCAL STATUS REPORT INFORMATION

#### A. FUND BALANCES

<u>Year</u>	<u>Principal Amt Outstanding(\$)</u>	<u>Minimum Bond Reserve(\$)</u>	<u>Bond Reserve Fund(\$)</u>	<u>Capitalized Interest(\$)</u>	<u>Construction Fund(\$)</u>
06/07	5,610,000	721,303	735,462	0	0

#### B. TAX COLLECTION

<u>Taxes Due(\$)</u>	<u>Taxes Unpaid(\$)</u>	<u>Percent</u>	<u>Teeter Plan</u>
1,447,942	24,590	2	No

#### C. DELINQUENT PARCELS

<u>Year</u>	<u>Reporting Date</u>	<u># of Parcels</u>	<u>Total Amount Due(\$)</u>
06/07	09-06-07	68	34,865

#### D. FORECLOSURE

<u># of Parcels</u>	<u>Total Amount of Taxes Due (\$)</u>
0	0

#### E. ASSESSED VALUE OF PARCELS

<u>Reporting Date</u>	<u>Appraisal/ Tax Roll</u>	<u>Assessed Value(\$)</u>
07-01-07	Tax Roll	895,365,447

#### F. MISCELLANEOUS



## 2007 MELLO-ROOS YEARLY FISCAL STATUS REPORT

<u>Date</u>	<u>Amount(\$)</u>	<u>Issuing Entity, County, Type of Debt, Purpose</u>	<u>Rating(s) Enhancmt</u>	<u>Type of Sale</u>	<u>Role, Participant</u>	<u>Maturity Date/ Type</u>	<u>Interest Rate/ Type</u>
06-28-00	\$13,040,000	Chino Hills CFD No 10 San Bernardino CDIAC Number: 2000-1292 Limited tax obligation bond Multiple capital improvements, public works Fairfield Ranch	NR	Neg	(BC) Orrick Herrington (FA) Stone & Youngberg (TR) BNY Western Trust (UW) PaineWebber	09-01-30 Comb	6.863 NIC

### YEARLY FISCAL STATUS REPORT INFORMATION

#### A. FUND BALANCES

<u>Year</u>	<u>Principal Amt Outstanding(\$)</u>	<u>Minimum Bond Reserve(\$)</u>	<u>Bond Reserve Fund(\$)</u>	<u>Capitalized Interest(\$)</u>	<u>Construction Fund(\$)</u>
01/02	13,040,000	1,219,230	1,508,483	0	62,430
02/03	13,040,000	1,219,300	1,219,300	0	400,336
03/04	13,040,000	1,219,230	1,220,101	0	401,208
04/05	12,955,000	1,219,230	1,219,230	0	394,623
05/06	12,955,000	1,219,230	1,219,230	0	418,755
06/07	12,885,000	1,219,230	1,219,230	0	437,630

#### B. TAX COLLECTION

<u>Taxes Due(\$)</u>	<u>Taxes Unpaid(\$)</u>	<u>Percent</u>	<u>Teeter Plan</u>
926,058	20,022	2	No
916,261	19,151	2	No
947,274	61,962	7	No
965,285	18,801	2	No
986,074	31,536	3	No
1,018,841	43,772	4	No

#### C. DELINQUENT PARCELS

<u>Year</u>	<u>Reporting Date</u>	<u># of Parcels</u>	<u>Total Amount Due(\$)</u>
01/02	10-16-02	22	22,926
02/03	08-05-03	24	25,634
03/04	06-02-04	76	71,171
04/05	09-23-05	20	20,735
05/06	10-04-06	29	36,618
06/07	09-06-07	37	58,215

#### D. FORECLOSURE

<u># of Parcels</u>	<u>Total Amount of Taxes Due (\$)</u>
0	0
0	0
0	0
0	0
0	0
0	0

#### E. ASSESSED VALUE OF PARCELS

<u>Reporting Date</u>	<u>Appraisal/ Tax Roll</u>	<u>Assessed Value(\$)</u>
07-10-02	Tax Roll	163,756,274
07-01-03	Tax Roll	196,809,979
07-01-04	Tax Roll	210,334,261
07-01-05	Tax Roll	230,809,173
07-01-06	Tax Roll	258,548,282
07-01-07	Tax Roll	276,222,301

#### F. MISCELLANEOUS





## 2007 MELLO-ROOS YEARLY FISCAL STATUS REPORT

<u>Date</u>	<u>Amount(\$)</u>	<u>Issuing Entity, County, Type of Debt, Purpose</u>	<u>Rating(s) Enhancmt</u>	<u>Type of Sale</u>	<u>Role, Participant</u>	<u>Maturity Date/ Type</u>	<u>Interest Rate/ Type</u>
01-27-04	\$3,725,000	Chino Hills CFD No 2 San Bernardino CDIAC Number: 2004-0034 Limited tax obligation bond Multiple capital improvements, public works Los Ranchos Refunding	NR	Neg	(BC) Orrick Herrington (FA) Stone & Youngberg (TR) US Bank Natl Assoc (UW) Chino Hills FA	09-01-11 Serial	2.379 NIC

### YEARLY FISCAL STATUS REPORT INFORMATION

#### A. FUND BALANCES

<u>Year</u>	<u>Principal Amt Outstanding(\$)</u>	<u>Minimum Bond Reserve(\$)</u>	<u>Bond Reserve Fund(\$)</u>	<u>Capitalized Interest(\$)</u>	<u>Construction Fund(\$)</u>
03/04	3,725,000	372,500	372,995	0	0
04/05	3,725,000	372,500	372,995	0	0
05/06	2,820,000	372,500	378,724	0	0
06/07	2,410,000	1,676,080	1,708,921	0	0

#### B. TAX COLLECTION

<u>Taxes Due(\$)</u>	<u>Taxes Unpaid(\$)</u>	<u>Percent</u>	<u>Teeter Plan</u>
2,099,131	98,256	5	No
2,099,131	98,256	5	No
2,188,651	25,731	1	No
2,232,928	35,939	2	No

#### C. DELINQUENT PARCELS

<u>Year</u>	<u>Reporting Date</u>	<u># of Parcels</u>	<u>Total Amount Due(\$)</u>
03/04	06-02-04	338	111,083
04/05	06-02-04	338	111,083
05/06	10-04-06	73	34,012
06/07	09-06-07	101	46,744

#### D. FORECLOSURE

<u># of Parcels</u>	<u>Total Amount of Taxes Due (\$)</u>
0	0
0	0
0	0
0	0

#### E. ASSESSED VALUE OF PARCELS

<u>Reporting Date</u>	<u>Appraisal/ Tax Roll</u>	<u>Assessed Value(\$)</u>
07-01-04	Tax Roll	1,480,689,381
07-01-04	Tax Roll	1,480,689,381
07-01-06	Tax Roll	1,683,195,128
07-01-07	Tax Roll	1,775,350,881

#### F. MISCELLANEOUS



## 2007 MELLO-ROOS YEARLY FISCAL STATUS REPORT

<u>Date</u>	<u>Amount(\$)</u>	<u>Issuing Entity, County, Type of Debt, Purpose</u>	<u>Rating(s) Enhancmt</u>	<u>Type of Sale</u>	<u>Role, Participant</u>	<u>Maturity Date/ Type</u>	<u>Interest Rate/ Type</u>
08-17-06	\$17,845,000	Chino Hills CFD No 2 San Bernardino CDIAC Number: 2006-0791 Limited tax obligation bond Public building Los Ranchos	NR	Neg	(BC) Orrick Herrington (FA) Stone & Youngberg (TR) US Bank Natl Assoc (UW) Chino Hills FA	09-01-26 Serial	4.122 NIC

### YEARLY FISCAL STATUS REPORT INFORMATION

#### A. FUND BALANCES

<u>Year</u>	<u>Principal Amt Outstanding(\$)</u>	<u>Minimum Bond Reserve(\$)</u>	<u>Bond Reserve Fund(\$)</u>	<u>Capitalized Interest(\$)</u>	<u>Construction Fund(\$)</u>
06/07	17,845,000	1,676,080	1,708,921	0	0

#### B. TAX COLLECTION

<u>Taxes Due(\$)</u>	<u>Taxes Unpaid(\$)</u>	<u>Percent</u>	<u>Teeter Plan</u>
2,232,928	35,939	2	No

#### C. DELINQUENT PARCELS

<u>Year</u>	<u>Reporting Date</u>	<u># of Parcels</u>	<u>Total Amount Due(\$)</u>
06/07	09-06-07	101	46,744

#### D. FORECLOSURE

<u># of Parcels</u>	<u>Total Amount of Taxes Due (\$)</u>
0	0

#### E. ASSESSED VALUE OF PARCELS

<u>Reporting Date</u>	<u>Appraisal/ Tax Roll</u>	<u>Assessed Value(\$)</u>
07-01-07	Tax Roll	1,775,350,881

#### F. MISCELLANEOUS



## 2007 MELLO-ROOS YEARLY FISCAL STATUS REPORT

<u>Date</u>	<u>Amount(\$)</u>	<u>Issuing Entity, County, Type of Debt, Purpose</u>	<u>Rating(s) Enhancmt</u>	<u>Type of Sale</u>	<u>Role, Participant</u>	<u>Maturity Date/ Type</u>	<u>Interest Rate/ Type</u>
01-27-04	\$1,805,000	Chino Hills CFD No 4 San Bernardino CDIAC Number: 2004-0035 Limited tax obligation bond Multiple capital improvements, public works The Oaks Area Refunding	NR	Neg	(BC) Orrick Herrington (FA) Stone & Youngberg (TR) US Bank Natl Assoc (UW) Chino Hills FA	09-01-11 Serial	2.379 NIC

### YEARLY FISCAL STATUS REPORT INFORMATION

#### A. FUND BALANCES

<u>Year</u>	<u>Principal Amt Outstanding(\$)</u>	<u>Minimum Bond Reserve(\$)</u>	<u>Bond Reserve Fund(\$)</u>	<u>Capitalized Interest(\$)</u>	<u>Construction Fund(\$)</u>
03/04	1,805,000	180,500	180,740	0	0
04/05	1,805,000	180,500	180,740	0	0
05/06	1,365,000	180,500	183,522	0	0
06/07	1,165,000	421,614	429,881	0	0

#### B. TAX COLLECTION

<u>Taxes Due(\$)</u>	<u>Taxes Unpaid(\$)</u>	<u>Percent</u>	<u>Teeter Plan</u>
903,699	29,633	3	No
903,699	29,633	3	No
940,204	7,650	1	No
967,043	17,969	2	No

#### C. DELINQUENT PARCELS

<u>Year</u>	<u>Reporting Date</u>	<u># of Parcels</u>	<u>Total Amount Due(\$)</u>
03/04	06-02-04	107	35,772
04/05	06-02-04	107	35,772
05/06	10-04-06	22	12,338
06/07	09-06-07	47	22,766

#### D. FORECLOSURE

<u># of Parcels</u>	<u>Total Amount of Taxes Due (\$)</u>
0	0
0	0
0	0
0	0

#### E. ASSESSED VALUE OF PARCELS

<u>Reporting Date</u>	<u>Appraisal/ Tax Roll</u>	<u>Assessed Value(\$)</u>
07-01-04	Tax Roll	476,112,413
07-01-04	Tax Roll	476,112,413
07-01-06	Tax Roll	550,300,162
07-01-07	Tax Roll	58,338,811

#### F. MISCELLANEOUS



## 2007 MELLO-ROOS YEARLY FISCAL STATUS REPORT

<u>Date</u>	<u>Amount(\$)</u>	<u>Issuing Entity, County, Type of Debt, Purpose</u>	<u>Rating(s) Enhancmt</u>	<u>Type of Sale</u>	<u>Role, Participant</u>	<u>Maturity Date/ Type</u>	<u>Interest Rate/ Type</u>
08-17-06	\$4,320,000	Chino Hills CFD No 4 San Bernardino CDIAC Number: 2006-0792 Limited tax obligation bond Public building The Oaks Area	NR	Neg	(BC) Orrick Herrington (FA) Stone & Youngberg (TR) US Bank Natl Assoc (UW) Chino Hills FA	09-01-26 Serial	4.122 NIC

### YEARLY FISCAL STATUS REPORT INFORMATION

#### A. FUND BALANCES

<u>Year</u>	<u>Principal Amt Outstanding(\$)</u>	<u>Minimum Bond Reserve(\$)</u>	<u>Bond Reserve Fund(\$)</u>	<u>Capitalized Interest(\$)</u>	<u>Construction Fund(\$)</u>
06/07	4,320,000	421,614	429,881	0	0

#### B. TAX COLLECTION

<u>Taxes Due(\$)</u>	<u>Taxes Unpaid(\$)</u>	<u>Percent</u>	<u>Teeter Plan</u>
967,043	17,969	2	No

#### C. DELINQUENT PARCELS

<u>Year</u>	<u>Reporting Date</u>	<u># of Parcels</u>	<u>Total Amount Due(\$)</u>
06/07	09-06-07	47	22,766

#### D. FORECLOSURE

<u># of Parcels</u>	<u>Total Amount of Taxes Due (\$)</u>
0	0

#### E. ASSESSED VALUE OF PARCELS

<u>Reporting Date</u>	<u>Appraisal/ Tax Roll</u>	<u>Assessed Value(\$)</u>
07-01-07	Tax Roll	583,380,811

#### F. MISCELLANEOUS



## 2007 MELLO-ROOS YEARLY FISCAL STATUS REPORT

<u>Date</u>	<u>Amount(\$)</u>	<u>Issuing Entity, County, Type of Debt, Purpose</u>	<u>Rating(s) Enhancmt</u>	<u>Type of Sale</u>	<u>Role, Participant</u>	<u>Maturity Date/ Type</u>	<u>Interest Rate/ Type</u>
01-27-04	\$1,340,000	Chino Hills CFD No 5 San Bernardino CDIAC Number: 2004-0036 Limited tax obligation bond Multiple capital improvements, public works Soquel Canyon, Rincon & Woodview Refunding	NR	Neg	(BC) Orrick Herrington (FA) Stone & Youngberg (TR) US Bank Natl Assoc (UW) Chino Hills FA	09-01-11 Serial	2.379 NIC

### YEARLY FISCAL STATUS REPORT INFORMATION

#### A. FUND BALANCES

<u>Year</u>	<u>Principal Amt Outstanding(\$)</u>	<u>Minimum Bond Reserve(\$)</u>	<u>Bond Reserve Fund(\$)</u>	<u>Capitalized Interest(\$)</u>	<u>Construction Fund(\$)</u>
03/04	1,340,000	134,000	134,178	0	0
04/05	1,340,000	134,000	134,178	0	0
05/06	1,010,000	134,000	136,239	0	0
06/07	860,000	1,502,976	1,532,413	0	0

#### B. TAX COLLECTION

<u>Taxes Due(\$)</u>	<u>Taxes Unpaid(\$)</u>	<u>Percent</u>	<u>Teeter Plan</u>
1,746,910	98,925	6	No
1,746,910	98,925	6	No
1,936,648	27,354	1	No
2,182,056	53,260	2	No

#### C. DELINQUENT PARCELS

<u>Year</u>	<u>Reporting Date</u>	<u># of Parcels</u>	<u>Total Amount Due(\$)</u>
03/04	06-02-04	276	114,541
04/05	06-02-04	276	114,541
05/06	10-04-06	77	34,070
06/07	09-06-07	140	68,125

#### D. FORECLOSURE

<u># of Parcels</u>	<u>Total Amount of Taxes Due (\$)</u>
0	0
0	0
0	0
0	0

#### E. ASSESSED VALUE OF PARCELS

<u>Reporting Date</u>	<u>Appraisal/ Tax Roll</u>	<u>Assessed Value(\$)</u>
07-01-04	Tax Roll	1,044,084,041
07-01-04	Tax Roll	1,044,084,041
07-01-06	Tax Roll	1,506,546,506
07-01-07	Tax Roll	1,893,193,999

#### F. MISCELLANEOUS



## 2007 MELLO-ROOS YEARLY FISCAL STATUS REPORT

<u>Date</u>	<u>Amount(\$)</u>	<u>Issuing Entity, County, Type of Debt, Purpose</u>	<u>Rating(s) Enhancmt</u>	<u>Type of Sale</u>	<u>Role, Participant</u>	<u>Maturity Date/ Type</u>	<u>Interest Rate/ Type</u>
08-17-06	\$18,175,000	Chino Hills CFD No 5 San Bernardino CDIAC Number: 2006-0793 Limited tax obligation bond Public building Soquel Canyon, Rincon & Woodview	NR	Neg	(BC) Orrick Herrington (FA) Stone & Youngberg (TR) US Bank Natl Assoc (UW) Chino Hills FA	09-01-30 Comb	4.122 NIC

### YEARLY FISCAL STATUS REPORT INFORMATION

#### A. FUND BALANCES

<u>Year</u>	<u>Principal Amt Outstanding(\$)</u>	<u>Minimum Bond Reserve(\$)</u>	<u>Bond Reserve Fund(\$)</u>	<u>Capitalized Interest(\$)</u>	<u>Construction Fund(\$)</u>
06/07	18,175,000	1,502,976	1,532,413	0	0

#### B. TAX COLLECTION

<u>Taxes Due(\$)</u>	<u>Taxes Unpaid(\$)</u>	<u>Percent</u>	<u>Teeter Plan</u>
2,182,056	53,260	2	No

#### C. DELINQUENT PARCELS

<u>Year</u>	<u>Reporting Date</u>	<u># of Parcels</u>	<u>Total Amount Due(\$)</u>
06/07	09-06-07	140	68,125

#### D. FORECLOSURE

<u># of Parcels</u>	<u>Total Amount of Taxes Due (\$)</u>
0	0

#### E. ASSESSED VALUE OF PARCELS

<u>Reporting Date</u>	<u>Appraisal/ Tax Roll</u>	<u>Assessed Value(\$)</u>
07-01-07	Tax Roll	1,893,193,999

#### F. MISCELLANEOUS



## 2007 MELLO-ROOS YEARLY FISCAL STATUS REPORT

<u>Date</u>	<u>Amount(\$)</u>	<u>Issuing Entity, County, Type of Debt, Purpose</u>	<u>Rating(s) Enhancmt</u>	<u>Type of Sale</u>	<u>Role, Participant</u>	<u>Maturity Date/ Type</u>	<u>Interest Rate/ Type</u>
08-17-06	\$2,040,000	Chino Hills CFD No 6 San Bernardino CDIAC Number: 2006-0794 Limited tax obligation bond Public building Carbon Canyon Area	NR	Neg	(BC) Orrick Herrington (FA) Stone & Youngberg (TR) US Bank Natl Assoc (UW) Chino Hills FA	09-01-22 Serial	4.122 NIC

### YEARLY FISCAL STATUS REPORT INFORMATION

#### A. FUND BALANCES

<u>Year</u>	<u>Principal Amt Outstanding(\$)</u>	<u>Minimum Bond Reserve(\$)</u>	<u>Bond Reserve Fund(\$)</u>	<u>Capitalized Interest(\$)</u>	<u>Construction Fund(\$)</u>
06/07	2,040,000	203,786	207,776	0	0

#### B. TAX COLLECTION

<u>Taxes Due(\$)</u>	<u>Taxes Unpaid(\$)</u>	<u>Percent</u>	<u>Teeter Plan</u>
204,284	5,438	3	No

#### C. DELINQUENT PARCELS

<u>Year</u>	<u>Reporting Date</u>	<u># of Parcels</u>	<u>Total Amount Due(\$)</u>
06/07	09-06-07	15	8,576

#### D. FORECLOSURE

<u># of Parcels</u>	<u>Total Amount of Taxes Due (\$)</u>
0	0

#### E. ASSESSED VALUE OF PARCELS

<u>Reporting Date</u>	<u>Appraisal/ Tax Roll</u>	<u>Assessed Value(\$)</u>
07-01-07	Tax Roll	234,324,780

#### F. MISCELLANEOUS



## 2007 MELLO-ROOS YEARLY FISCAL STATUS REPORT

<u>Date</u>	<u>Amount(\$)</u>	<u>Issuing Entity, County, Type of Debt, Purpose</u>	<u>Rating(s) Enhancmt</u>	<u>Type of Sale</u>	<u>Role, Participant</u>	<u>Maturity Date/ Type</u>	<u>Interest Rate/ Type</u>
01-27-04	\$1,875,000	Chino Hills CFD No 8 San Bernardino CDIAC Number: 2004-0037 Limited tax obligation bond Multiple capital improvements, public works Butterfield Refunding	NR	Neg	(BC) Orrick Herrington (FA) Stone & Youngberg (TR) US Bank Natl Assoc (UW) Chino Hills FA	09-01-11 Serial	2.379 NIC

### YEARLY FISCAL STATUS REPORT INFORMATION

#### A. FUND BALANCES

<u>Year</u>	<u>Principal Amt Outstanding(\$)</u>	<u>Minimum Bond Reserve(\$)</u>	<u>Bond Reserve Fund(\$)</u>	<u>Capitalized Interest(\$)</u>	<u>Construction Fund(\$)</u>
03/04	1,875,000	187,500	187,749	0	0
04/05	1,875,000	187,500	187,749	0	0
05/06	1,415,000	187,500	190,633	0	0
06/07	1,205,000	354,500	361,453	0	0

#### B. TAX COLLECTION

<u>Year</u>	<u>Taxes Due(\$)</u>	<u>Taxes Unpaid(\$)</u>	<u>Percent</u>	<u>Teeter Plan</u>
03/04	642,296	44,593	7	No
04/05	642,296	44,593	7	No
05/06	667,314	12,682	2	No
06/07	680,657	22,157	3	No

#### C. DELINQUENT PARCELS

<u>Year</u>	<u>Reporting Date</u>	<u># of Parcels</u>	<u>Total Amount Due(\$)</u>
03/04	06-02-04	125	51,653
04/05	06-02-04	125	51,653
05/06	10-04-06	32	18,553
06/07	07-01-07	58	31,459

#### D. FORECLOSURE

<u># of Parcels</u>	<u>Total Amount of Taxes Due (\$)</u>
0	0
0	0
0	0
0	0

#### E. ASSESSED VALUE OF PARCELS

<u>Reporting Date</u>	<u>Appraisal/ Tax Roll</u>	<u>Assessed Value(\$)</u>
07-01-04	Tax Roll	348,014,717
07-01-04	Tax Roll	348,014,717
07-01-06	Tax Roll	425,400,074
07-01-07	Tax Roll	466,374,097

#### F. MISCELLANEOUS





## 2007 MELLO-ROOS YEARLY FISCAL STATUS REPORT

<u>Date</u>	<u>Amount(\$)</u>	<u>Issuing Entity, County, Type of Debt, Purpose</u>	<u>Rating(s) Enhancmt</u>	<u>Type of Sale</u>	<u>Role, Participant</u>	<u>Maturity Date/ Type</u>	<u>Interest Rate/ Type</u>
08-17-06	\$1,670,000	Chino Hills CFD No 8 San Bernardino CDIAC Number: 2006-0795 Limited tax obligation bond Public building Butterfield	NR	Neg	(BC) Orrick Herrington (FA) Stone & Youngberg (TR) US Bank Natl Assoc (UW) Chino Hills FA	09-01-16 Serial	4.122 NIC

### YEARLY FISCAL STATUS REPORT INFORMATION

#### A. FUND BALANCES

<u>Year</u>	<u>Principal Amt Outstanding(\$)</u>	<u>Minimum Bond Reserve(\$)</u>	<u>Bond Reserve Fund(\$)</u>	<u>Capitalized Interest(\$)</u>	<u>Construction Fund(\$)</u>
06/07	1,670,000	354,500	361,453	0	0

#### B. TAX COLLECTION

<u>Taxes Due(\$)</u>	<u>Taxes Unpaid(\$)</u>	<u>Percent</u>	<u>Teeter Plan</u>
680,657	22,157	3	No

#### C. DELINQUENT PARCELS

<u>Year</u>	<u>Reporting Date</u>	<u># of Parcels</u>	<u>Total Amount Due(\$)</u>
06/07	09-06-07	58	31,459

#### D. FORECLOSURE

<u># of Parcels</u>	<u>Total Amount of Taxes Due (\$)</u>
0	0

#### E. ASSESSED VALUE OF PARCELS

<u>Reporting Date</u>	<u>Appraisal/ Tax Roll</u>	<u>Assessed Value(\$)</u>
07-01-07	Tax Roll	466,374,097

#### F. MISCELLANEOUS



## 2007 MELLO-ROOS YEARLY FISCAL STATUS REPORT

<u>Date</u>	<u>Amount(\$)</u>	<u>Issuing Entity, County, Type of Debt, Purpose</u>	<u>Rating(s) Enhancmt</u>	<u>Type of Sale</u>	<u>Role, Participant</u>	<u>Maturity Date/ Type</u>	<u>Interest Rate/ Type</u>
08-19-98	\$14,860,000	Chino Hills CFD No 9 San Bernardino CDIAC Number: 1998-1239 Limited tax obligation bond Multiple capital improvements, public works Rincon Village Area Refunding	NR	Comp	(BC) Orrick Herrington (FA) Stone & Youngberg (TR) Harris Trust Co (UW) PaineWebber	09-01-23 Comb	6.27 NIC

### YEARLY FISCAL STATUS REPORT INFORMATION

#### A. FUND BALANCES

<u>Year</u>	<u>Principal Amt Outstanding(\$)</u>	<u>Minimum Bond Reserve(\$)</u>	<u>Bond Reserve Fund(\$)</u>	<u>Capitalized Interest(\$)</u>	<u>Construction Fund(\$)</u>
01/02	13,540,000	1,017,083	1,017,083	0	0
02/03	4,580,000	955,155	955,155	0	2,256,305
03/04	13,175,000	1,486,000	0	0	0
04/05	7,305,000	817,116	824,980	0	0
05/06	7,305,000	832,100	832,100	0	0
06/07	7,130,000	832,100	832,100	0	0

#### B. TAX COLLECTION

<u>Year</u>	<u>Taxes Due(\$)</u>	<u>Taxes Unpaid(\$)</u>	<u>Percent</u>	<u>Teeter Plan</u>
01/02	930,711	91,644	10	No
02/03	856,262	72,397	8	No
03/04	62,056	30,894	50	No
04/05	685,904	8,863	1	No
05/06	711,998	8,113	1	No
06/07	725,018	16,787	2	No

#### C. DELINQUENT PARCELS

<u>Year</u>	<u>Reporting Date</u>	<u># of Parcels</u>	<u>Total Amount Due(\$)</u>
01/02	10-16-02	44	544,328
02/03	08-05-03	35	1,141,591
03/04	06-02-04	29	320,599
04/05	09-23-05	32	462,121
05/06	10-04-06	32	991,811
06/07	09-06-07	32	1,001,916

#### D. FORECLOSURE

<u># of Parcels</u>	<u>Total Amount of Taxes Due (\$)</u>
6	1,165,665
1	1,118,505
0	0
2	451,896
2	2,401,478
0	0

#### E. ASSESSED VALUE OF PARCELS

<u>Reporting Date</u>	<u>Appraisal/ Tax Roll</u>	<u>Assessed Value(\$)</u>
07-10-02	Tax Roll	269,413,854
07-01-03	Tax Roll	351,537,944
07-01-04	Tax Roll	125,526,667
07-01-05	Tax Roll	500,454,947
07-01-06	Tax Roll	543,412,090
07-01-07	Tax Roll	612,533,656

#### F. MISCELLANEOUS



## 2007 MELLO-ROOS YEARLY FISCAL STATUS REPORT

<u>Date</u>	<u>Amount(\$)</u>	<u>Issuing Entity, County, Type of Debt, Purpose</u>	<u>Rating(s) Enhancmt</u>	<u>Type of Sale</u>	<u>Role, Participant</u>	<u>Maturity Date/ Type</u>	<u>Interest Rate/ Type</u>
12-19-96	\$1,060,000	Colton CFD No 87-1 San Bernardino CDIAC Number: 1996-1699 Limited tax obligation bond Multiple capital improvements, public works Refunding	NR	Neg	(BC) Brown Diven (FA) Fieldman Rolapp (TR) First Trust of CA (UW) Colton PFA	09-01-18 Serial	6.6 NIC

### YEARLY FISCAL STATUS REPORT INFORMATION

#### A. FUND BALANCES

<u>Year</u>	<u>Principal Amt Outstanding(\$)</u>	<u>Minimum Bond Reserve(\$)</u>	<u>Bond Reserve Fund(\$)</u>	<u>Capitalized Interest(\$)</u>	<u>Construction Fund(\$)</u>
01/02	915,000	0	0	0	0
03/04	850,000	0	0	0	0
04/05	815,000	0	0	0	0
05/06	775,000	0	0	0	0
06/07	735,000	0	0	0	0

#### B. TAX COLLECTION

<u>Year</u>	<u>Taxes Due(\$)</u>	<u>Taxes Unpaid(\$)</u>	<u>Percent</u>	<u>Teeter Plan</u>
01/02	75,937	1,864	2	No
03/04	88,275	1,825	2	No
04/05	89,552	4,397	5	No
05/06	90,891	2,114	2	No
06/07	98,664	9,866	10	No

#### C. DELINQUENT PARCELS

<u>Year</u>	<u>Reporting Date</u>	<u># of Parcels</u>	<u>Total Amount Due(\$)</u>
01/02	06-30-02	13	1,864
03/04	06-30-04	10	1,825
04/05	06-30-05	10	4,397
05/06	10-04-06	14	2,577
06/07	09-06-07	43	11,039

#### D. FORECLOSURE

<u># of Parcels</u>	<u>Total Amount of Taxes Due (\$)</u>
0	0
0	0
0	0
0	0
0	0

#### E. ASSESSED VALUE OF PARCELS

<u>Reporting Date</u>	<u>Appraisal/ Tax Roll</u>	<u>Assessed Value(\$)</u>
01-01-02	Tax Roll	44,258,895
01-01-04	Tax Roll	50,727,403
01-01-05	Tax Roll	57,129,749
07-01-06	Tax Roll	69,064,265
07-01-07	Tax Roll	77,415,831

#### F. MISCELLANEOUS



## 2007 MELLO-ROOS YEARLY FISCAL STATUS REPORT

<u>Date</u>	<u>Amount(\$)</u>	<u>Issuing Entity, County, Type of Debt, Purpose</u>	<u>Rating(s) Enhancmt</u>	<u>Type of Sale</u>	<u>Role, Participant</u>	<u>Maturity Date/ Type</u>	<u>Interest Rate/ Type</u>
12-19-96	\$2,190,000	Colton CFD No 88-1 San Bernardino CDIAC Number: 1996-1698 Limited tax obligation bond Multiple capital improvements, public works Refunding	NR	Neg	(BC) Brown Diven (FA) Fieldman Rolapp (TR) First Trust of CA (UW) Colton PFA	09-01-15 Serial	6.605 NIC

### YEARLY FISCAL STATUS REPORT INFORMATION

#### A. FUND BALANCES

<u>Year</u>	<u>Principal Amt Outstanding(\$)</u>	<u>Minimum Bond Reserve(\$)</u>	<u>Bond Reserve Fund(\$)</u>	<u>Capitalized Interest(\$)</u>	<u>Construction Fund(\$)</u>
01/02	1,800,000	0	0	0	0
03/04	1,625,000	0	0	0	0
04/05	1,530,000	0	0	0	0
05/06	1,430,000	0	0	0	0
06/07	1,325,000	0	0	0	0

#### B. TAX COLLECTION

<u>Year</u>	<u>Taxes Due(\$)</u>	<u>Taxes Unpaid(\$)</u>	<u>Percent</u>	<u>Teeter Plan</u>
01/02	170,213	2,816	2	No
03/04	174,577	2,165	1	No
04/05	174,585	5,187	3	No
05/06	180,193	4,645	3	No
06/07	207,345	15,631	8	No

#### C. DELINQUENT PARCELS

<u>Year</u>	<u>Reporting Date</u>	<u># of Parcels</u>	<u>Total Amount Due(\$)</u>
01/02	06-30-02	8	2,816
03/04	06-30-04	6	2,165
04/05	06-30-05	14	5,187
05/06	10-04-06	11	4,809
06/07	09-06-07	35	17,660

#### D. FORECLOSURE

<u># of Parcels</u>	<u>Total Amount of Taxes Due (\$)</u>
0	0
0	0
0	0
0	0
0	0

#### E. ASSESSED VALUE OF PARCELS

<u>Reporting Date</u>	<u>Appraisal/ Tax Roll</u>	<u>Assessed Value(\$)</u>
01-01-02	Tax Roll	45,833,689
01-01-04	Tax Roll	52,913,003
01-01-05	Tax Roll	57,219,508
07-01-06	Tax Roll	64,851,502
07-01-07	Tax Roll	72,610,327

#### F. MISCELLANEOUS



## 2007 MELLO-ROOS YEARLY FISCAL STATUS REPORT

<u>Date</u>	<u>Amount(\$)</u>	<u>Issuing Entity, County, Type of Debt, Purpose</u>	<u>Rating(s) Enhancmt</u>	<u>Type of Sale</u>	<u>Role, Participant</u>	<u>Maturity Date/ Type</u>	<u>Interest Rate/ Type</u>
12-19-96	\$2,965,000	Colton CFD No 89-1 San Bernardino CDIAC Number: 1996-1697 Limited tax obligation bond Multiple capital improvements, public works Refunding	NR	Neg	(BC) Brown Diven (FA) Fieldman Rolapp (TR) First Trust of CA (UW) Colton PFA	09-01-19 Serial	6.32 NIC

### YEARLY FISCAL STATUS REPORT INFORMATION

#### A. FUND BALANCES

<u>Year</u>	<u>Principal Amt Outstanding(\$)</u>	<u>Minimum Bond Reserve(\$)</u>	<u>Bond Reserve Fund(\$)</u>	<u>Capitalized Interest(\$)</u>	<u>Construction Fund(\$)</u>
01/02	2,575,000	0	0	0	0
03/04	2,410,000	0	0	0	0
04/05	2,320,000	0	0	0	0
05/06	2,225,000	0	0	0	0
06/07	2,120,000	0	0	0	0

#### B. TAX COLLECTION

<u>Year</u>	<u>Taxes Due(\$)</u>	<u>Taxes Unpaid(\$)</u>	<u>Percent</u>	<u>Teeter Plan</u>
01/02	210,885	4,254	2	No
03/04	210,916	4,254	2	No
04/05	203,862	5,757	3	No
05/06	220,223	4,886	2	No
06/07	242,357	9,785	4	No

#### C. DELINQUENT PARCELS

<u>Year</u>	<u>Reporting Date</u>	<u># of Parcels</u>	<u>Total Amount Due(\$)</u>
01/02	06-30-02	7	4,254
03/04	06-30-04	6	4,254
04/05	06-30-05	8	5,757
05/06	10-04-06	6	6,963
06/07	09-06-07	11	11,562

#### D. FORECLOSURE

<u># of Parcels</u>	<u>Total Amount of Taxes Due (\$)</u>
0	0
0	0
0	0
0	0
0	0

#### E. ASSESSED VALUE OF PARCELS

<u>Reporting Date</u>	<u>Appraisal/ Tax Roll</u>	<u>Assessed Value(\$)</u>
01-01-02	Tax Roll	44,504,804
01-01-04	Tax Roll	49,340,037
01-01-05	Tax Roll	53,631,610
07-01-06	Tax Roll	60,460,480
07-01-07	Tax Roll	66,010,730

#### F. MISCELLANEOUS



## 2007 MELLO-ROOS YEARLY FISCAL STATUS REPORT

<u>Date</u>	<u>Amount(\$)</u>	<u>Issuing Entity, County, Type of Debt, Purpose</u>	<u>Rating(s) Enhancmt</u>	<u>Type of Sale</u>	<u>Role, Participant</u>	<u>Maturity Date/ Type</u>	<u>Interest Rate/ Type</u>
08-04-98	\$3,415,000	Colton CFD No 89-2 San Bernardino CDIAC Number: 1998-1549 Limited tax obligation bond Multiple capital improvements, public works Refunding	NR	Neg	(BC) Nossaman Guthner (TR) Union Bank of CA (UW) Piper Jaffray Inc	09-01-19 Comb	5.81 NIC

### YEARLY FISCAL STATUS REPORT INFORMATION

#### A. FUND BALANCES

<u>Year</u>	<u>Principal Amt Outstanding(\$)</u>	<u>Minimum Bond Reserve(\$)</u>	<u>Bond Reserve Fund(\$)</u>	<u>Capitalized Interest(\$)</u>	<u>Construction Fund(\$)</u>
01/02	2,950,000	274,768	276,828	0	0
03/04	2,735,000	274,768	281,018	0	0
04/05	2,615,000	274,768	279,218	0	0
05/06	2,490,000	274,763	274,763	0	781,129
06/07	2,360,000	274,763	277,794	0	325,410

#### B. TAX COLLECTION

<u>Year</u>	<u>Taxes Due(\$)</u>	<u>Taxes Unpaid(\$)</u>	<u>Percent</u>	<u>Teeter Plan</u>
01/02	255,380	1,984	1	No
03/04	287,781	8,471	3	No
04/05	273,855	7,670	3	No
05/06	277,166	7,764	3	No
06/07	292,146	21,886	7	No

#### C. DELINQUENT PARCELS

<u>Year</u>	<u>Reporting Date</u>	<u># of Parcels</u>	<u>Total Amount Due(\$)</u>
01/02	06-30-02	4	1,984
03/04	06-30-04	18	8,471
04/05	06-30-05	18	7,670
05/06	10-04-06	15	7,764
06/07	09-06-07	36	23,573

#### D. FORECLOSURE

<u># of Parcels</u>	<u>Total Amount of Taxes Due (\$)</u>
0	0
0	0
0	0
0	0
0	0

#### E. ASSESSED VALUE OF PARCELS

<u>Reporting Date</u>	<u>Appraisal/ Tax Roll</u>	<u>Assessed Value(\$)</u>
01-01-02	Tax Roll	48,077,720
01-01-04	Tax Roll	74,574,571
01-01-05	Tax Roll	83,725,941
07-01-06	Tax Roll	96,978,088
07-01-07	Tax Roll	101,874,778

#### F. MISCELLANEOUS



## 2007 MELLO-ROOS YEARLY FISCAL STATUS REPORT

<u>Date</u>	<u>Amount(\$)</u>	<u>Issuing Entity, County, Type of Debt, Purpose</u>	<u>Rating(s) Enhancmt</u>	<u>Type of Sale</u>	<u>Role, Participant</u>	<u>Maturity Date/ Type</u>	<u>Interest Rate/ Type</u>
12-15-98	\$2,800,000	Colton CFD No 90-1 San Bernardino CDIAC Number: 1998-1951 Limited tax obligation bond Multiple capital improvements, public works Mount Vernon Corridor Refunding	NR	Neg	(BC) Jones Hall (TR) US Bank Corp Trust (UW) Piper Jaffray Inc	09-01-20 Term	7.664 NIC

### YEARLY FISCAL STATUS REPORT INFORMATION

#### A. FUND BALANCES

<u>Year</u>	<u>Principal Amt Outstanding(\$)</u>	<u>Minimum Bond Reserve(\$)</u>	<u>Bond Reserve Fund(\$)</u>	<u>Capitalized Interest(\$)</u>	<u>Construction Fund(\$)</u>
01/02	2,570,000	260,625	264,781	0	0
03/04	2,435,000	250,500	256,438	0	0
04/05	2,360,000	260,625	266,380	0	0
05/06	2,280,000	219,500	274,345	0	0
06/07	2,195,000	219,500	260,489	0	0

#### B. TAX COLLECTION

<u>Taxes Due(\$)</u>	<u>Taxes Unpaid(\$)</u>	<u>Percent</u>	<u>Teeter Plan</u>
244,005	0	0	No
247,440	0	0	No
259,565	0	0	No
266,377	0	0	No
269,265	0	0	No

#### C. DELINQUENT PARCELS

<u>Year</u>	<u>Reporting Date</u>	<u># of Parcels</u>	<u>Total Amount Due(\$)</u>
01/02	06-30-02	0	0
03/04	06-30-04	0	0
04/05	06-30-05	0	0
05/06	10-04-06	0	0
06/07	09-06-07	0	0

#### D. FORECLOSURE

<u># of Parcels</u>	<u>Total Amount of Taxes Due (\$)</u>
0	0
0	0
0	0
0	0
0	0

#### E. ASSESSED VALUE OF PARCELS

<u>Reporting Date</u>	<u>Appraisal/ Tax Roll</u>	<u>Assessed Value(\$)</u>
01-01-02	Tax Roll	3,737,462
01-01-04	Tax Roll	3,883,384
01-01-05	Tax Roll	3,961,052
07-01-06	Tax Roll	4,040,273
07-01-07	Tax Roll	4,121,079

#### F. MISCELLANEOUS



## 2007 MELLO-ROOS YEARLY FISCAL STATUS REPORT

<u>Date</u>	<u>Amount(\$)</u>	<u>Issuing Entity, County, Type of Debt, Purpose</u>	<u>Rating(s) Enhancmt</u>	<u>Type of Sale</u>	<u>Role, Participant</u>	<u>Maturity Date/ Type</u>	<u>Interest Rate/ Type</u>
09-15-04	\$4,405,000	Colton Joint Unified School District CFD No 2 San Bernardino CDIAC Number: 2003-2009 Limited tax obligation bond K-12 school facility	NR	Neg	(BC) Stradling Yocca (FA) C M de Crinis (TR) US Bank Natl Assoc (UW) UBS Financial Services	09-01-34 Comb	5.756 TIC

### YEARLY FISCAL STATUS REPORT INFORMATION

#### A. FUND BALANCES

<u>Year</u>	<u>Principal Amt Outstanding(\$)</u>	<u>Minimum Bond Reserve(\$)</u>	<u>Bond Reserve Fund(\$)</u>	<u>Capitalized Interest(\$)</u>	<u>Construction Fund(\$)</u>
04/05	4,405,000	403,622	409,283	121,927	0
05/06	4,395,000	409,928	413,563	8	0
06/07	4,395,000	403,622	407,903	0	7,365

#### B. TAX COLLECTION

<u>Taxes Due(\$)</u>	<u>Taxes Unpaid(\$)</u>	<u>Percent</u>	<u>Teeter Plan</u>
301,374	4,560	2	No
307,402	9,974	3	No
313,548	24,282	8	No

#### C. DELINQUENT PARCELS

<u>Year</u>	<u>Reporting Date</u>	<u># of Parcels</u>	<u>Total Amount Due(\$)</u>
04/05	07-01-05	6	4,560
05/06	01-01-06	13	9,974
06/07	07-01-07	27	24,282

#### D. FORECLOSURE

<u># of Parcels</u>	<u>Total Amount of Taxes Due (\$)</u>
0	0
0	0
0	0

#### E. ASSESSED VALUE OF PARCELS

<u>Reporting Date</u>	<u>Appraisal/ Tax Roll</u>	<u>Assessed Value(\$)</u>
07-01-05	Tax Roll	28,240,270
01-01-06	Tax Roll	103,962,560
07-01-07	Tax Roll	109,677,210

#### F. MISCELLANEOUS





## 2007 MELLO-ROOS YEARLY FISCAL STATUS REPORT

<u>Date</u>	<u>Amount(\$)</u>	<u>Issuing Entity, County, Type of Debt, Purpose</u>	<u>Rating(s) Enhancmt</u>	<u>Type of Sale</u>	<u>Role, Participant</u>	<u>Maturity Date/ Type</u>	<u>Interest Rate/ Type</u>
11-03-98	\$3,440,000	Etiwanda School District CFD No 2 San Bernardino CDIAC Number: 1998-1999 Limited tax obligation bond K-12 school facility Refunding	NR	Neg	(BC) Stradling Yocca (TR) US Bank Corp Trust (UW) Stone & Youngberg	09-01-14 Serial	5.14 NIC

### YEARLY FISCAL STATUS REPORT INFORMATION

#### A. FUND BALANCES

<u>Year</u>	<u>Principal Amt Outstanding(\$)</u>	<u>Minimum Bond Reserve(\$)</u>	<u>Bond Reserve Fund(\$)</u>	<u>Capitalized Interest(\$)</u>	<u>Construction Fund(\$)</u>
01/02	2,760,000	220,861	388,445	0	0
02/03	212,964,857	220,861	402,245	0	0
03/04	2,405,000	220,861	326,710	0	0
04/05	2,215,000	220,861	333,073	0	0
05/06	2,010,000	326,709	333,073	0	0
06/07	2,010,000	326,709	352,099	0	0

#### B. TAX COLLECTION

<u>Year</u>	<u>Taxes Due(\$)</u>	<u>Taxes Unpaid(\$)</u>	<u>Percent</u>	<u>Teeter Plan</u>
01/02	340,554	21,651	6	No
02/03	340,554	21,651	6	No
03/04	264,640	10,552	4	No
04/05	299,997	8,041	3	No
05/06	269,995	11,333	4	No
06/07	269,995	9,291	3	No

#### C. DELINQUENT PARCELS

<u>Year</u>	<u>Reporting Date</u>	<u># of Parcels</u>	<u>Total Amount Due(\$)</u>
01/02	04-14-02	143	21,651
02/03	07-03-03	38	7,548
03/04	07-03-04	37	10,552
04/05	07-03-05	26	8,041
05/06	06-30-06	31	11,333
06/07	07-01-07	34	9,291

#### D. FORECLOSURE

<u># of Parcels</u>	<u>Total Amount of Taxes Due (\$)</u>
0	0
0	0
0	0
0	0
0	0
0	0

#### E. ASSESSED VALUE OF PARCELS

<u>Reporting Date</u>	<u>Appraisal/ Tax Roll</u>	<u>Assessed Value(\$)</u>
07-01-02	Tax Roll	201,605,096
07-01-03	Tax Roll	212,964,857
07-01-04	Tax Roll	228,534,523
07-01-05	Tax Roll	244,460,173
01-01-06	Tax Roll	263,245,425
07-01-07	Tax Roll	281,517,842

#### F. MISCELLANEOUS



## 2007 MELLO-ROOS YEARLY FISCAL STATUS REPORT

<u>Date</u>	<u>Amount(\$)</u>	<u>Issuing Entity, County, Type of Debt, Purpose</u>	<u>Rating(s) Enhancmt</u>	<u>Type of Sale</u>	<u>Role, Participant</u>	<u>Maturity Date/ Type</u>	<u>Interest Rate/ Type</u>
03-28-02	\$4,650,000	Etiwanda School District CFD No 2001-1 San Bernardino CDIAC Number: 2002-0270 Limited tax obligation bond K-12 school facility Silver Ridge	NR	Neg	(BC) Stradling Yocca (TR) US Bank Natl Assoc (UW) Stone & Youngberg	09-01-32 Comb	6.3 NIC

### YEARLY FISCAL STATUS REPORT INFORMATION

#### A. FUND BALANCES

<u>Year</u>	<u>Principal Amt Outstanding(\$)</u>	<u>Minimum Bond Reserve(\$)</u>	<u>Bond Reserve Fund(\$)</u>	<u>Capitalized Interest(\$)</u>	<u>Construction Fund(\$)</u>
01/02	4,650,000	465,000	465,915	257,913	3,633,057
02/03	4,650,000	465,000	466,391	0	12,902
03/04	4,650,000	465,000	465,853	0	0
04/05	4,650,000	465,000	468,744	0	11,694
05/06	4,640,000	465,000	472,769	0	12,097
06/07	4,640,000	465,000	495,153	0	12,097

#### B. TAX COLLECTION

<u>Taxes Due(\$)</u>	<u>Taxes Unpaid(\$)</u>	<u>Percent</u>	<u>Teeter Plan</u>
0	0	0	No
222,647	2,099	1	No
351,143	20,213	6	No
358,097	5,533	2	No
365,261	13,392	4	No
372,565	32,227	9	No

#### C. DELINQUENT PARCELS

<u>Year</u>	<u>Reporting Date</u>	<u># of Parcels</u>	<u>Total Amount Due(\$)</u>
01/02	04-14-02	0	0
02/03	07-03-03	3	2,099
03/04	07-03-04	19	20,213
04/05	07-03-05	7	5,533
05/06	06-30-06	8	13,392
06/07	07-01-07	26	32,227

#### D. FORECLOSURE

<u># of Parcels</u>	<u>Total Amount of Taxes Due (\$)</u>
0	0
0	0
0	0
0	0
0	0
0	0

#### E. ASSESSED VALUE OF PARCELS

<u>Reporting Date</u>	<u>Appraisal/ Tax Roll</u>	<u>Assessed Value(\$)</u>
07-01-02	Tax Roll	5,967,368
07-01-03	Tax Roll	34,553,700
07-01-04	Tax Roll	58,916,676
07-01-05	Tax Roll	66,517,073
01-01-06	Tax Roll	72,626,677
07-01-07	Tax Roll	78,303,830

#### F. MISCELLANEOUS



## 2007 MELLO-ROOS YEARLY FISCAL STATUS REPORT

<u>Date</u>	<u>Amount(\$)</u>	<u>Issuing Entity, County, Type of Debt, Purpose</u>	<u>Rating(s) Enhancmt</u>	<u>Type of Sale</u>	<u>Role, Participant</u>	<u>Maturity Date/ Type</u>	<u>Interest Rate/ Type</u>
03-24-05	\$6,815,000	Etiwanda School District CFD No 2004-1 San Bernardino CDIAC Number: 2005-0131 Limited tax obligation bond K-12 school facility Coyote Canyon IA No 1 School & Water Facs	NR	Neg	(BC) Stradling Yocca (TR) US Bank Natl Assoc (UW) Stone & Youngberg	09-01-35 Comb	5.388 NIC

### YEARLY FISCAL STATUS REPORT INFORMATION

#### A. FUND BALANCES

<u>Year</u>	<u>Principal Amt Outstanding(\$)</u>	<u>Minimum Bond Reserve(\$)</u>	<u>Bond Reserve Fund(\$)</u>	<u>Capitalized Interest(\$)</u>	<u>Construction Fund(\$)</u>
04/05	6,815,000	608,950	616,808	0	6,930,422
05/06	6,815,000	616,808	616,808	0	2,486,981
06/07	6,815,000	614,464	616,808	0	2,486,981

#### B. TAX COLLECTION

<u>Year</u>	<u>Taxes Due(\$)</u>	<u>Taxes Unpaid(\$)</u>	<u>Percent</u>	<u>Teeter Plan</u>
04/05	0	0	0	No
05/06	80,635	0	0	No
06/07	433,360	47,647	11	No

#### C. DELINQUENT PARCELS

<u>Year</u>	<u>Reporting Date</u>	<u># of Parcels</u>	<u>Total Amount Due(\$)</u>
04/05	07-01-05	0	0
05/06	06-30-06	0	0
06/07	07-01-07	31	47,647

#### D. FORECLOSURE

<u># of Parcels</u>	<u>Total Amount of Taxes Due (\$)</u>
0	0
0	0
0	0

#### E. ASSESSED VALUE OF PARCELS

<u>Reporting Date</u>	<u>Appraisal/ Tax Roll</u>	<u>Assessed Value(\$)</u>
07-01-05	Tax Roll	4,464,269
01-01-06	Tax Roll	42,951,697
07-01-07	Tax Roll	115,741,329

#### F. MISCELLANEOUS



## 2007 MELLO-ROOS YEARLY FISCAL STATUS REPORT

<u>Date</u>	<u>Amount(\$)</u>	<u>Issuing Entity, County, Type of Debt, Purpose</u>	<u>Rating(s) Enhancmt</u>	<u>Type of Sale</u>	<u>Role, Participant</u>	<u>Maturity Date/ Type</u>	<u>Interest Rate/ Type</u>
06-13-02	\$8,840,000	Etiwanda School District CFD No 3 San Bernardino CDIAC Number: 2002-0271 Limited tax obligation bond K-12 school facility Terra Vista Refunding	NR	Neg	(BC) Stradling Yocca (TR) US Bank Natl Assoc (UW) Stone & Youngberg	08-01-18 Serial	5.186 NIC

### YEARLY FISCAL STATUS REPORT INFORMATION

#### A. FUND BALANCES

<u>Year</u>	<u>Principal Amt Outstanding(\$)</u>	<u>Minimum Bond Reserve(\$)</u>	<u>Bond Reserve Fund(\$)</u>	<u>Capitalized Interest(\$)</u>	<u>Construction Fund(\$)</u>	<u>Taxes Due(\$)</u>	<u>Taxes Unpaid(\$)</u>	<u>Percent</u>	<u>Teeter Plan</u>
01/02	8,840,000	830,698	830,698	0	0	684,445	22,022	3	No
02/03	8,480,000	830,698	833,769	0	0	813,550	11,745	1	No
03/04	8,070,000	830,698	832,534	0	0	744,257	29,880	4	No
04/05	7,645,000	830,698	838,400	0	0	887,992	18,688	2	No
05/06	7,205,000	844,597	844,597	0	0	849,779	28,325	3	No
06/07	7,205,000	830,698	847,067	0	0	747,872	28,468	4	No

#### B. TAX COLLECTION

#### C. DELINQUENT PARCELS

<u>Year</u>	<u>Reporting Date</u>	<u># of Parcels</u>	<u>Total Amount Due(\$)</u>	<u># of Parcels</u>	<u>Total Amount of Taxes Due (\$)</u>	<u>Reporting Date</u>	<u>Appraisal/ Tax Roll</u>	<u>Assessed Value(\$)</u>
01/02	04-14-02	51	22,022	0	0	07-01-02	Tax Roll	269,513,701
02/03	07-03-03	42	11,745	0	0	07-01-03	Tax Roll	314,149,507
03/04	07-01-04	88	29,880	0	0	07-01-04	Tax Roll	430,643,455
04/05	07-03-05	59	18,688	0	0	07-01-05	Tax Roll	487,328,314
05/06	06-30-06	65	28,325	0	0	01-01-06	Tax Roll	555,914,854
06/07	07-01-07	101	28,468	0	0	07-01-07	Tax Roll	675,384,804

#### D. FORECLOSURE

#### E. ASSESSED VALUE OF PARCELS

#### F. MISCELLANEOUS



## 2007 MELLO-ROOS YEARLY FISCAL STATUS REPORT

<u>Date</u>	<u>Amount(\$)</u>	<u>Issuing Entity, County, Type of Debt, Purpose</u>	<u>Rating(s) Enhancmt</u>	<u>Type of Sale</u>	<u>Role, Participant</u>	<u>Maturity Date/ Type</u>	<u>Interest Rate/ Type</u>
11-26-96	\$1,700,000	Etiwanda School District CFD No 4 San Bernardino CDIAC Number: 1996-1641 Limited tax obligation bond K-12 school facility	NR	Neg	(BC) Stradling Yocca (TR) First Trust of CA (UW) Stone & Youngberg	09-01-21 Comb	6.524 NIC

### YEARLY FISCAL STATUS REPORT INFORMATION

#### A. FUND BALANCES

<u>Year</u>	<u>Principal Amt Outstanding(\$)</u>	<u>Minimum Bond Reserve(\$)</u>	<u>Bond Reserve Fund(\$)</u>	<u>Capitalized Interest(\$)</u>	<u>Construction Fund(\$)</u>
01/02	1,625,000	162,998	697,623	0	0
02/03	1,600,000	162,998	170,593	0	0
03/04	1,570,000	162,998	170,354	0	0
04/05	1,535,000	162,998	171,369	0	0
05/06	1,495,000	170,000	172,842	0	0
06/07	1,495,000	170,000	172,693	0	0

#### B. TAX COLLECTION

<u>Year</u>	<u>Taxes Due(\$)</u>	<u>Taxes Unpaid(\$)</u>	<u>Percent</u>	<u>Teeter Plan</u>
01/02	562,403	31,545	6	No
02/03	450,001	17,364	4	No
03/04	430,217	22,916	5	No
04/05	499,997	20,850	4	No
05/06	474,998	31,667	7	No
06/07	474,998	32,204	7	No

#### C. DELINQUENT PARCELS

<u>Year</u>	<u>Reporting Date</u>	<u># of Parcels</u>	<u>Total Amount Due(\$)</u>
01/02	04-14-02	96	31,545
02/03	07-03-03	54	17,364
03/04	07-01-04	51	22,916
04/05	07-03-05	41	20,850
05/06	06-30-06	52	31,667
06/07	07-01-07	63	32,204

#### D. FORECLOSURE

<u># of Parcels</u>	<u>Total Amount of Taxes Due (\$)</u>
0	0
0	0
0	0
0	0
0	0
0	0

#### E. ASSESSED VALUE OF PARCELS

<u>Reporting Date</u>	<u>Appraisal/ Tax Roll</u>	<u>Assessed Value(\$)</u>
07-01-02	Tax Roll	129,411,042
07-01-03	Tax Roll	136,057,468
07-01-04	Tax Roll	148,837,001
07-01-05	Tax Roll	163,668,530
01-01-06	Tax Roll	199,069,123
07-01-07	Tax Roll	213,746,448

#### F. MISCELLANEOUS



## 2007 MELLO-ROOS YEARLY FISCAL STATUS REPORT

<u>Date</u>	<u>Amount(\$)</u>	<u>Issuing Entity, County, Type of Debt, Purpose</u>	<u>Rating(s) Enhancmt</u>	<u>Type of Sale</u>	<u>Role, Participant</u>	<u>Maturity Date/ Type</u>	<u>Interest Rate/ Type</u>
09-10-99	\$5,230,000	Etiwanda School District CFD No 4 San Bernardino CDIAC Number: 1999-1707 Limited tax obligation bond K-12 school facility	NR	Neg	(BC) Stradling Yocca (TR) US Bank Corp Trust (UW) Stone & Youngberg	12-01-24 Comb	6.522 TIC

### YEARLY FISCAL STATUS REPORT INFORMATION

#### A. FUND BALANCES

<u>Year</u>	<u>Principal Amt Outstanding(\$)</u>	<u>Minimum Bond Reserve(\$)</u>	<u>Bond Reserve Fund(\$)</u>	<u>Capitalized Interest(\$)</u>	<u>Construction Fund(\$)</u>
01/02	5,200,000	523,000	524,376	0	0
02/03	5,155,000	523,000	523,585	0	0
03/04	5,115,000	523,000	523,376	0	0
04/05	4,995,000	523,000	524,938	0	0
05/06	4,920,000	523,000	528,505	0	0
06/07	4,920,000	523,000	527,134	0	0

#### B. TAX COLLECTION

<u>Year</u>	<u>Taxes Due(\$)</u>	<u>Taxes Unpaid(\$)</u>	<u>Percent</u>	<u>Teeter Plan</u>
01/02	562,403	31,545	6	No
02/03	450,001	17,364	4	No
03/04	430,217	22,916	5	No
04/05	499,997	20,850	4	No
05/06	477,998	31,663	7	No
06/07	474,998	32,204	7	No

#### C. DELINQUENT PARCELS

<u>Year</u>	<u>Reporting Date</u>	<u># of Parcels</u>	<u>Total Amount Due(\$)</u>
01/02	04-14-02	96	31,545
02/03	07-03-03	54	17,364
03/04	07-03-03	51	22,916
04/05	07-03-05	41	20,850
05/06	06-30-06	52	31,667
06/07	07-01-07	63	32,204

#### D. FORECLOSURE

<u># of Parcels</u>	<u>Total Amount of Taxes Due (\$)</u>
0	0
0	0
0	0
0	0
0	0
0	0

#### E. ASSESSED VALUE OF PARCELS

<u>Reporting Date</u>	<u>Appraisal/ Tax Roll</u>	<u>Assessed Value(\$)</u>
07-01-02	Tax Roll	129,411,042
07-01-03	Tax Roll	136,057,468
07-01-04	Tax Roll	148,837,001
07-01-05	Tax Roll	163,668,530
01-01-06	Tax Roll	199,069,123
07-01-07	Tax Roll	213,746,448

#### F. MISCELLANEOUS



## 2007 MELLO-ROOS YEARLY FISCAL STATUS REPORT

<u>Date</u>	<u>Amount(\$)</u>	<u>Issuing Entity, County, Type of Debt, Purpose</u>	<u>Rating(s) Enhancmt</u>	<u>Type of Sale</u>	<u>Role, Participant</u>	<u>Maturity Date/ Type</u>	<u>Interest Rate/ Type</u>
11-07-01	\$13,675,000	Etiwanda School District CFD No 7 San Bernardino CDIAC Number: 2001-1334 Limited tax obligation bond K-12 school facility	NR	Neg	(BC) Stradling Yocca (TR) US Bank Corp Trust (UW) Stone & Youngberg	09-01-31 Comb	5.854 NIC

### YEARLY FISCAL STATUS REPORT INFORMATION

#### A. FUND BALANCES

<u>Year</u>	<u>Principal Amt Outstanding(\$)</u>	<u>Minimum Bond Reserve(\$)</u>	<u>Bond Reserve Fund(\$)</u>	<u>Capitalized Interest(\$)</u>	<u>Construction Fund(\$)</u>
01/02	13,675,000	1,367,500	1,324,813	787,866	0
02/03	13,630,000	1,315,064	1,337,733	0	0
03/04	13,580,000	1,315,064	1,343,845	0	0
04/05	13,525,000	1,315,064	1,362,349	0	0
05/06	13,465,000	1,345,348	1,390,330	0	0
06/07	13,465,000	1,367,501	1,388,694	0	0

#### B. TAX COLLECTION

<u>Year</u>	<u>Taxes Due(\$)</u>	<u>Taxes Unpaid(\$)</u>	<u>Percent</u>	<u>Teeter Plan</u>
01/02	330,470	21,721	7	No
02/03	694,333	20,805	3	No
03/04	1,127,366	46,168	4	No
04/05	1,186,087	44,820	4	No
05/06	517,855,861	1,209,803	0	No
06/07	1,233,676	90,177	7	No

#### C. DELINQUENT PARCELS

<u>Year</u>	<u>Reporting Date</u>	<u># of Parcels</u>	<u>Total Amount Due(\$)</u>
01/02	04-14-02	41	21,721
02/03	07-03-03	51	20,805
03/04	07-03-04	87	46,168
04/05	07-03-05	82	44,820
05/06	06-30-06	86	66,135
06/07	07-01-07	130	90,177

#### D. FORECLOSURE

<u># of Parcels</u>	<u>Total Amount of Taxes Due (\$)</u>
0	0
0	0
0	0
0	0
0	0
0	0

#### E. ASSESSED VALUE OF PARCELS

<u>Reporting Date</u>	<u>Appraisal/ Tax Roll</u>	<u>Assessed Value(\$)</u>
07-01-02	Tax Roll	109,888,308
07-01-03	Tax Roll	245,995,017
07-01-04	Tax Roll	419,790,207
07-01-05	Tax Roll	473,570,689
01-01-06	Tax Roll	0
07-01-07	Tax Roll	556,324,784

#### F. MISCELLANEOUS



## 2007 MELLO-ROOS YEARLY FISCAL STATUS REPORT

<u>Date</u>	<u>Amount(\$)</u>	<u>Issuing Entity, County, Type of Debt, Purpose</u>	<u>Rating(s) Enhancmt</u>	<u>Type of Sale</u>	<u>Role, Participant</u>	<u>Maturity Date/ Type</u>	<u>Interest Rate/ Type</u>
03-22-02	\$7,080,000	Etiwanda School District CFD No 8 San Bernardino CDIAC Number: 2002-0194 Limited tax obligation bond K-12 school facility	NR	Neg	(BC) Stradling Yocca (TR) US Bank Natl Assoc (UW) Stone & Youngberg	09-01-32 Comb	6.218 NIC

### YEARLY FISCAL STATUS REPORT INFORMATION

#### A. FUND BALANCES

<u>Year</u>	<u>Principal Amt Outstanding(\$)</u>	<u>Minimum Bond Reserve(\$)</u>	<u>Bond Reserve Fund(\$)</u>	<u>Capitalized Interest(\$)</u>	<u>Construction Fund(\$)</u>
01/02	7,080,000	708,000	709,448	607,309	5,126,456
02/03	7,080,000	708,000	716,367	0	5,261
03/04	7,070,000	708,000	709,298	0	0
04/05	7,060,000	708,000	713,701	0	0
05/06	7,045,000	708,000	722,861	0	0
06/07	7,045,000	708,000	751,774	0	0

#### B. TAX COLLECTION

<u>Year</u>	<u>Taxes Due(\$)</u>	<u>Taxes Unpaid(\$)</u>	<u>Percent</u>	<u>Teeter Plan</u>
01/02	66,159	3,937	6	No
02/03	414,285	16,685	4	No
03/04	555,888	30,563	5	No
04/05	578,128	21,577	4	No
05/06	590,310	27,987	5	No
06/07	602,122	31,648	5	No

#### C. DELINQUENT PARCELS

<u>Year</u>	<u>Reporting Date</u>	<u># of Parcels</u>	<u>Total Amount Due(\$)</u>
01/02	04-14-02	8	3,937
02/03	07-03-03	41	16,685
03/04	07-03-04	54	30,563
04/05	07-03-05	38	21,577
05/06	06-30-06	33	27,987
06/07	07-01-07	46	31,648

#### D. FORECLOSURE

<u># of Parcels</u>	<u>Total Amount of Taxes Due (\$)</u>
0	0
0	0
0	0
0	0
0	0
0	0

#### E. ASSESSED VALUE OF PARCELS

<u>Reporting Date</u>	<u>Appraisal/ Tax Roll</u>	<u>Assessed Value(\$)</u>
01-14-02	Appraisal	82,662,000
07-01-03	Appraisal	163,427,680
07-01-04	Appraisal	283,113,990
07-01-05	Appraisal	259,231,982
01-01-06	Tax Roll	284,040,726
07-01-07	Tax Roll	302,510,707

#### F. MISCELLANEOUS





## 2007 MELLO-ROOS YEARLY FISCAL STATUS REPORT

<u>Date</u>	<u>Amount(\$)</u>	<u>Issuing Entity, County, Type of Debt, Purpose</u>	<u>Rating(s) Enhancmt</u>	<u>Type of Sale</u>	<u>Role, Participant</u>	<u>Maturity Date/ Type</u>	<u>Interest Rate/ Type</u>
03-11-05	\$10,000,000	Etiwanda School District CFD No 9 San Bernardino CDIAC Number: 2005-0035 Limited tax obligation bond K-12 school facility	NR	Neg	(BC) Stradling Yocca (TR) US Bank Natl Assoc (UW) Stone & Youngberg	09-01-35 Comb	5.152 NIC

### YEARLY FISCAL STATUS REPORT INFORMATION

#### A. FUND BALANCES

<u>Year</u>	<u>Principal Amt Outstanding(\$)</u>	<u>Minimum Bond Reserve(\$)</u>	<u>Bond Reserve Fund(\$)</u>	<u>Capitalized Interest(\$)</u>	<u>Construction Fund(\$)</u>
04/05	10,000,000	871,990	882,851	0	7,951,163
05/06	10,000,000	882,851	902,705	0	0
06/07	10,000,000	882,851	913,039	0	0

#### B. TAX COLLECTION

<u>Taxes Due(\$)</u>	<u>Taxes Unpaid(\$)</u>	<u>Percent</u>	<u>Teeter Plan</u>
257,413	6,444	3	No
30,722	39	0	No
518,644	47,397	9	No

#### C. DELINQUENT PARCELS

<u>Year</u>	<u>Reporting Date</u>	<u># of Parcels</u>	<u>Total Amount Due(\$)</u>
04/05	07-01-05	11	6,444
05/06	06-30-06	39	30,722
06/07	07-01-07	77	47,397

#### D. FORECLOSURE

<u># of Parcels</u>	<u>Total Amount of Taxes Due (\$)</u>
0	0
0	0
0	0

#### E. ASSESSED VALUE OF PARCELS

<u>Reporting Date</u>	<u>Appraisal/ Tax Roll</u>	<u>Assessed Value(\$)</u>
07-01-05	Tax Roll	148,421,788
01-01-06	Tax Roll	319,595,516
07-01-07	Tax Roll	405,755,328

#### F. MISCELLANEOUS



## 2007 MELLO-ROOS YEARLY FISCAL STATUS REPORT

<u>Date</u>	<u>Amount(\$)</u>	<u>Issuing Entity, County, Type of Debt, Purpose</u>	<u>Rating(s) Enhancmt</u>	<u>Type of Sale</u>	<u>Role, Participant</u>	<u>Maturity Date/ Type</u>	<u>Interest Rate/ Type</u>
01-20-99	\$15,500,000	Fontana CFD No 11 San Bernardino CDIAC Number: 1998-2116 Limited tax obligation bond Multiple capital improvements, public works Heritage West End & Village of Heritage! Refunding	NR	Neg	(BC) Orrick Herrington (FA) CSG Advisors (TR) BNY Western Trust (UW) Stone & Youngberg	09-01-28 Comb	6.5 NIC

### YEARLY FISCAL STATUS REPORT INFORMATION

#### A. FUND BALANCES

<u>Year</u>	<u>Principal Amt Outstanding(\$)</u>	<u>Minimum Bond Reserve(\$)</u>	<u>Bond Reserve Fund(\$)</u>	<u>Capitalized Interest(\$)</u>	<u>Construction Fund(\$)</u>	<u>Taxes Due(\$)</u>	<u>Taxes Unpaid(\$)</u>	<u>Percent</u>	<u>Teeter Plan</u>
01/02	11,460,000	970,000	1,119,108	0	0	922,391	29,408	3	No
02/03	11,245,000	1,020,000	1,125,117	0	0	871,492	33,821	4	No
03/04	10,870,000	1,070,000	1,119,108	0	0	871,492	33,297	4	No
04/05	10,640,000	1,100,000	1,136,214	0	0	876,099	34,190	4	No
05/06	10,625,000	1,100,000	1,169,570	0	0	856,969	50,498	6	No
06/07	10,505,000	1,100,000	1,219,850	0	0	862,861	67,063	8	No

#### B. TAX COLLECTION

#### C. DELINQUENT PARCELS

<u>Year</u>	<u>Reporting Date</u>	<u># of Parcels</u>	<u>Total Amount Due(\$)</u>	<u># of Parcels</u>	<u>Total Amount of Taxes Due (\$)</u>	<u>Reporting Date</u>	<u>Appraisal/ Tax Roll</u>	<u>Assessed Value(\$)</u>
01/02	06-30-02	35	35,480	0	0	07-15-02	Tax Roll	78,962,543
02/03	06-30-03	40	43,731	0	0	09-16-03	Tax Roll	124,961,631
03/04	06-30-04	3	2,958	0	0	07-01-04	Tax Roll	141,577,358
04/05	06-30-05	3	2,092	0	0	07-01-05	Tax Roll	154,934,767
05/06	06-30-06	6	4,264	0	0	07-01-06	Tax Roll	174,251,646
06/07	06-30-07	12	13,251	0	0	07-01-07	Tax Roll	188,293,285

#### D. FORECLOSURE

#### E. ASSESSED VALUE OF PARCELS

#### F. MISCELLANEOUS



## 2007 MELLO-ROOS YEARLY FISCAL STATUS REPORT

<u>Date</u>	<u>Amount(\$)</u>	<u>Issuing Entity, County, Type of Debt, Purpose</u>	<u>Rating(s) Enhancmt</u>	<u>Type of Sale</u>	<u>Role, Participant</u>	<u>Maturity Date/ Type</u>	<u>Interest Rate/ Type</u>
08-19-98	\$44,485,000	Fontana CFD No 2 San Bernardino CDIAC Number: 1998-1623 Limited tax obligation bond Multiple capital improvements, public works Village of Heritage Sr Series A Refunding	S:AAA M:Aaa   Ins	Neg	(BC) Orrick Herrington (FA) CGMS (EN) MBIA Corp (TR) BNY Western Trust (UW) Stone & Youngberg	09-01-17 Comb	5.252 NIC

### YEARLY FISCAL STATUS REPORT INFORMATION

#### A. FUND BALANCES

<u>Year</u>	<u>Principal Amt Outstanding(\$)</u>	<u>Minimum Bond Reserve(\$)</u>	<u>Bond Reserve Fund(\$)</u>	<u>Capitalized Interest(\$)</u>	<u>Construction Fund(\$)</u>
01/02	41,145,000	4,462,600	0	0	0
02/03	39,800,000	4,462,600	0	0	0
03/04	38,335,000	4,462,600	0	0	0
04/05	36,745,000	4,462,600	0	0	0
05/06	35,020,000	4,462,600	0	0	0
06/07	33,150,000	4,462,600	0	0	0

#### B. TAX COLLECTION

<u>Taxes Due(\$)</u>	<u>Taxes Unpaid(\$)</u>	<u>Percent</u>	<u>Teeter Plan</u>
3,708,883	135,568	4	No
3,708,757	129,216	3	No
37,087,257	119,488	0	No
3,935,912	116,941	3	No
3,935,912	164,201	4	No
3,935,912	276,024	7	No

#### C. DELINQUENT PARCELS

<u>Year</u>	<u>Reporting Date</u>	<u># of Parcels</u>	<u>Total Amount Due(\$)</u>
01/02	06-30-02	216	475,907
02/03	06-30-03	288	454,868
03/04	06-30-04	57	341,328
04/05	06-30-05	41	209,593
05/06	06-30-06	55	208,419
06/07	06-30-07	82	220,988

#### D. FORECLOSURE

<u># of Parcels</u>	<u>Total Amount of Taxes Due (\$)</u>
0	0
0	0
0	0
0	0
0	0
0	0

#### E. ASSESSED VALUE OF PARCELS

<u>Reporting Date</u>	<u>Appraisal/ Tax Roll</u>	<u>Assessed Value(\$)</u>
10-24-02	Tax Roll	756,441,140
09-16-03	Tax Roll	700,880,120
07-01-04	Tax Roll	781,460,900
07-01-05	Tax Roll	850,147,677
07-01-06	Tax Roll	1,103,507,153
07-01-07	Tax Roll	1,048,774,807

#### F. MISCELLANEOUS

Bond Reserve Fund is replaced by Surety Bond.

Assessed Value, Tax Collection, Delinquent reporting are combined with Village of Heritage Series B.



## 2007 MELLO-ROOS YEARLY FISCAL STATUS REPORT

### F. MISCELLANEOUS

All funds are combined in series A & B, see Series A, CDIAC No 1999-1962.

Assessed Value, Tax Collection, Delinquent reporting are combined with Village of Heritage Series B.

Bond Reserve Fund is secured by a Surety Bond.



## 2007 MELLO-ROOS YEARLY FISCAL STATUS REPORT

<u>Date</u>	<u>Amount(\$)</u>	<u>Issuing Entity, County, Type of Debt, Purpose</u>	<u>Rating(s) Enhancmt</u>	<u>Type of Sale</u>	<u>Role, Participant</u>	<u>Maturity Date/ Type</u>	<u>Interest Rate/ Type</u>
08-19-98	\$3,730,000	Fontana CFD No 2 San Bernardino CDIAC Number: 1999-1962 Limited tax obligation bond Multiple capital improvements, public works Village of Heritage Sub Series B Refunding	NR    Ins	Neg	(BC) Orrick Herrington (FA) CGMS (EN) MBIA Corp (TR) BNY Western Trust (UW) Stone & Youngberg	09-01-12 Comb	5.252 NIC

### YEARLY FISCAL STATUS REPORT INFORMATION

#### A. FUND BALANCES

<u>Year</u>	<u>Principal Amt Outstanding(\$)</u>	<u>Minimum Bond Reserve(\$)</u>	<u>Bond Reserve Fund(\$)</u>	<u>Capitalized Interest(\$)</u>	<u>Construction Fund(\$)</u>	<u>Taxes Due(\$)</u>	<u>Taxes Unpaid(\$)</u>	<u>Percent</u>	<u>Teeter Plan</u>
01/02	3,005,000	496,095	525,601	0	0	0	0	0	No
02/03	2,725,000	496,095	528,425	0	0	0	0	0	No
03/04	2,415,000	496,095	528,585	0	0	0	0	0	No
04/05	2,085,000	496,095	533,642	0	0	0	0	0	No
05/06	1,725,000	496,095	549,311	0	0	0	0	0	No
06/07	1,335,000	496,095	514,147	0	0	0	0	0	No

#### B. TAX COLLECTION

#### C. DELINQUENT PARCELS

<u>Year</u>	<u>Reporting Date</u>	<u># of Parcels</u>	<u>Total Amount Due(\$)</u>	<u># of Parcels</u>	<u>Total Amount of Taxes Due (\$)</u>	<u>Reporting Date</u>	<u>Appraisal/ Tax Roll</u>	<u>Assessed Value(\$)</u>
01/02		0	0	0	0	10-01-01	Tax Roll	0
02/03		0	0	0	0	09-16-03	Tax Roll	0
03/04		0	0	0	0	07-01-04	Tax Roll	0
04/05		0	0	0	0	07-01-05	Tax Roll	0
05/06		0	0	0	0	07-01-06	Tax Roll	0
06/07		0	0	0	0	07-01-07	Tax Roll	0

#### D. FORECLOSURE

#### E. ASSESSED VALUE OF PARCELS

#### F. MISCELLANEOUS

Assessed Value, Tax Collection, Delinquent reporting are combined with Village of Heritage Series A



## 2007 MELLO-ROOS YEARLY FISCAL STATUS REPORT

<u>Date</u>	<u>Amount(\$)</u>	<u>Issuing Entity, County, Type of Debt, Purpose</u>	<u>Rating(s) Enhancmt</u>	<u>Type of Sale</u>	<u>Role, Participant</u>	<u>Maturity Date/ Type</u>	<u>Interest Rate/ Type</u>
08-11-04	\$37,365,000	Fontana CFD No 22 San Bernardino CDIAC Number: 2004-1300 Limited tax obligation bond Multiple capital improvements, public works Sierra Hills South Refunding	NR	Neg	(BC) Orrick Herrington (FA) CSG Advisors (TR) US Bank Natl Assoc (UW) Stone & Youngberg	09-01-34 Comb	5.915 NIC

### YEARLY FISCAL STATUS REPORT INFORMATION

#### A. FUND BALANCES

<u>Year</u>	<u>Principal Amt Outstanding(\$)</u>	<u>Minimum Bond Reserve(\$)</u>	<u>Bond Reserve Fund(\$)</u>	<u>Capitalized Interest(\$)</u>	<u>Construction Fund(\$)</u>
04/05	37,365,000	3,566,900	3,593,760	0	0
05/06	37,310,000	3,566,900	3,640,177	0	0
06/07	37,255,000	3,566,900	3,646,608	0	0

#### B. TAX COLLECTION

<u>Taxes Due(\$)</u>	<u>Taxes Unpaid(\$)</u>	<u>Percent</u>	<u>Teeter Plan</u>
0	0	0	No
0	0	0	No
2,440,577	268,200	11	No

#### C. DELINQUENT PARCELS

<u>Year</u>	<u>Reporting Date</u>	<u># of Parcels</u>	<u>Total Amount Due(\$)</u>
04/05	06-30-05	0	0
05/06	06-30-06	0	0
06/07	06-30-07	15	12,426

#### D. FORECLOSURE

<u># of Parcels</u>	<u>Total Amount of Taxes Due (\$)</u>
0	0
0	0
0	0

#### E. ASSESSED VALUE OF PARCELS

<u>Reporting Date</u>	<u>Appraisal/ Tax Roll</u>	<u>Assessed Value(\$)</u>
07-01-05	Tax Roll	220,324,237
07-01-06	Tax Roll	357,118,143
07-01-07	Tax Roll	658,345,266

#### F. MISCELLANEOUS



## 2007 MELLO-ROOS YEARLY FISCAL STATUS REPORT

<u>Date</u>	<u>Amount(\$)</u>	<u>Issuing Entity, County, Type of Debt, Purpose</u>	<u>Rating(s) Enhancmt</u>	<u>Type of Sale</u>	<u>Role, Participant</u>	<u>Maturity Date/ Type</u>	<u>Interest Rate/ Type</u>
06-30-99	\$21,100,000	Fontana CFD No 3 San Bernardino CDIAC Number: 1999-1491 Limited tax obligation bond Multiple capital improvements, public works Hunter's Ridge Sr Series A Refunding	S:AAA M:Aaa   Ins	Neg	(BC) Orrick Herrington (FA) CSG Advisors (EN) FSA (TR) State Street Bank Corp (UW) Stone & Youngberg	09-01-15 Serial	5.166 NIC

### YEARLY FISCAL STATUS REPORT INFORMATION

#### A. FUND BALANCES

<u>Year</u>	<u>Principal Amt Outstanding(\$)</u>	<u>Minimum Bond Reserve(\$)</u>	<u>Bond Reserve Fund(\$)</u>	<u>Capitalized Interest(\$)</u>	<u>Construction Fund(\$)</u>	<u>Taxes Due(\$)</u>	<u>Taxes Unpaid(\$)</u>	<u>Percent</u>	<u>Teeter Plan</u>
01/02	19,775,000	1,055,000	1,831,365	0	100,383	2,617,713	146,832	6	No
02/03	18,955,000	1,055,000	1,065,685	0	87,053	2,834,276	227,774	8	No
03/04	18,065,000	1,055,000	1,057,071	0	113,609	2,834,276	224,204	8	No
04/05	17,105,000	1,055,000	1,062,619	0	129,780	2,749,547	168,934	6	No
05/06	16,065,000	1,055,000	1,100,796	0	134,443	2,753,121	233,047	8	No
06/07	14,940,000	1,055,000	1,154,762	0	141,034	2,753,121	314,737	11	No

#### B. TAX COLLECTION

#### C. DELINQUENT PARCELS

<u>Year</u>	<u>Reporting Date</u>	<u># of Parcels</u>	<u>Total Amount Due(\$)</u>	<u># of Parcels</u>	<u>Total Amount of Taxes Due (\$)</u>	<u>Reporting Date</u>	<u>Appraisal/ Tax Roll</u>	<u>Assessed Value(\$)</u>
01/02	06-30-02	103	233,348	0	0	07-15-02	Tax Roll	268,777,209
02/03	06-30-03	189	312,852	0	0	09-16-03	Tax Roll	298,794,846
03/04	06-30-04	29	68,442	0	0	07-01-04	Tax Roll	366,106,546
04/05	06-30-05	14	19,074	0	0	07-01-05	Tax Roll	417,856,984
05/06	06-30-06	26	30,786	0	0	07-01-06	Tax Roll	469,404,800
06/07	06-30-07	55	75,974	0	0	07-01-07	Tax Roll	547,297,298

#### D. FORECLOSURE

#### E. ASSESSED VALUE OF PARCELS

#### F. MISCELLANEOUS

All funds are combined in series A & B, see Series A, CDIAC No 1999-1631



## 2007 MELLO-ROOS YEARLY FISCAL STATUS REPORT

<u>Date</u>	<u>Amount(\$)</u>	<u>Issuing Entity, County, Type of Debt, Purpose</u>	<u>Rating(s) Enhancmt</u>	<u>Type of Sale</u>	<u>Role, Participant</u>	<u>Maturity Date/ Type</u>	<u>Interest Rate/ Type</u>
06-30-99	\$7,645,000	Fontana CFD No 3 San Bernardino CDIAC Number: 1999-1631 Limited tax obligation bond Multiple capital improvements, public works Hunter's Ridge Sub Series B Refunding	NR	Neg	(BC) Orrick Herrington (FA) CSG Advisors (TR) State Street Bank Corp (UW) Stone & Youngberg	09-01-15 Serial	5.166 NIC

### YEARLY FISCAL STATUS REPORT INFORMATION

#### A. FUND BALANCES

<u>Year</u>	<u>Principal Amt Outstanding(\$)</u>	<u>Minimum Bond Reserve(\$)</u>	<u>Bond Reserve Fund(\$)</u>	<u>Capitalized Interest(\$)</u>	<u>Construction Fund(\$)</u>	<u>Taxes Due(\$)</u>	<u>Taxes Unpaid(\$)</u>	<u>Percent</u>	<u>Teeter Plan</u>
01/02	6,975,000	764,500	0	0	0	0	0	0	No
02/03	6,570,000	764,500	772,242	0	0	0	0	0	No
03/04	6,130,000	764,500	766,001	0	0	0	0	0	No
04/05	5,650,000	764,500	773,889	0	0	0	0	0	No
05/06	5,130,000	764,500	801,692	0	0	0	0	0	No
06/07	4,570,000	764,500	837,624	0	0	0	0	0	No

#### B. TAX COLLECTION

#### C. DELINQUENT PARCELS

<u>Year</u>	<u>Reporting Date</u>	<u># of Parcels</u>	<u>Total Amount Due(\$)</u>	<u># of Parcels</u>	<u>Total Amount of Taxes Due (\$)</u>	<u>Reporting Date</u>	<u>Appraisal/ Tax Roll</u>	<u>Assessed Value(\$)</u>
01/02	06-30-02	0	0	0	0	07-15-02	Tax Roll	0
02/03	06-30-03	0	0	0	0	09-16-03	Tax Roll	0
03/04		0	0	0	0	07-01-04	Tax Roll	0
04/05	06-30-05	0	0	0	0	07-01-05	Tax Roll	0
05/06	06-30-06	0	0	0	0	07-01-06	Tax Roll	0
06/07	06-30-07	0	0	0	0	07-01-07	Tax Roll	0

#### D. FORECLOSURE

#### E. ASSESSED VALUE OF PARCELS

#### F. MISCELLANEOUS

Assessed Value, Tax Collection, Delinquent reporting are combined with Hunter's Ridge Series A





## 2007 MELLO-ROOS YEARLY FISCAL STATUS REPORT

<u>Date</u>	<u>Amount(\$)</u>	<u>Issuing Entity, County, Type of Debt, Purpose</u>	<u>Rating(s) Enhancmt</u>	<u>Type of Sale</u>	<u>Role, Participant</u>	<u>Maturity Date/ Type</u>	<u>Interest Rate/ Type</u>
12-08-06	\$26,815,000	Fontana CFD No 31 San Bernardino CDIAC Number: 2006-0046 Limited tax obligation bond Multiple capital improvements, public works Citrus Heights North	NR	Neg	(BC) Orrick Herrington (FA) CSG Advisors (TR) US Bank Natl Assoc (UW) Stone & Youngberg	09-01-36 Comb	5.001 NIC

### YEARLY FISCAL STATUS REPORT INFORMATION

#### A. FUND BALANCES

<u>Year</u>	<u>Principal Amt Outstanding(\$)</u>	<u>Minimum Bond Reserve(\$)</u>	<u>Bond Reserve Fund(\$)</u>	<u>Capitalized Interest(\$)</u>	<u>Construction Fund(\$)</u>
06/07	26,815,000	1,718,127	1,755,584	0	5,049,688

#### B. TAX COLLECTION

<u>Taxes Due(\$)</u>	<u>Taxes Unpaid(\$)</u>	<u>Percent</u>	<u>Teeter Plan</u>
2,890,000	40,593	1	No

#### C. DELINQUENT PARCELS

<u>Year</u>	<u>Reporting Date</u>	<u># of Parcels</u>	<u>Total Amount Due(\$)</u>
06/07	06-30-07	0	0

#### D. FORECLOSURE

<u># of Parcels</u>	<u>Total Amount of Taxes Due (\$)</u>
0	0

#### E. ASSESSED VALUE OF PARCELS

<u>Reporting Date</u>	<u>Appraisal/ Tax Roll</u>	<u>Assessed Value(\$)</u>
07-01-07	Tax Roll	116,297,574

#### F. MISCELLANEOUS



## 2007 MELLO-ROOS YEARLY FISCAL STATUS REPORT

<u>Date</u>	<u>Amount(\$)</u>	<u>Issuing Entity, County, Type of Debt, Purpose</u>	<u>Rating(s) Enhancmt</u>	<u>Type of Sale</u>	<u>Role, Participant</u>	<u>Maturity Date/ Type</u>	<u>Interest Rate/ Type</u>
09-15-05	\$4,590,000	Fontana CFD No 37 San Bernardino CDIAC Number: 2005-1361 Limited tax obligation bond Multiple capital improvements, public works Montelago	NR	Neg	(BC) Orrick Herrington (FA) CSG Advisors (TR) US Bank Natl Assoc (UW) UBS Financial Services	09-01-35 Comb	4.978 NIC

### YEARLY FISCAL STATUS REPORT INFORMATION

#### A. FUND BALANCES

<u>Year</u>	<u>Principal Amt Outstanding(\$)</u>	<u>Minimum Bond Reserve(\$)</u>	<u>Bond Reserve Fund(\$)</u>	<u>Capitalized Interest(\$)</u>	<u>Construction Fund(\$)</u>
05/06	4,590,000	309,079	317,336	109,539	3,916,821
06/07	4,590,000	309,079	333,050	0	4,112,146

#### B. TAX COLLECTION

<u>Year</u>	<u>Taxes Due(\$)</u>	<u>Taxes Unpaid(\$)</u>	<u>Percent</u>	<u>Teeter Plan</u>
05/06	365,912	0	0	No
06/07	365,912	127,388	35	No

#### C. DELINQUENT PARCELS

<u>Year</u>	<u>Reporting Date</u>	<u># of Parcels</u>	<u>Total Amount Due(\$)</u>
05/06	06-30-06	0	0
06/07	06-30-07	0	0

#### D. FORECLOSURE

<u># of Parcels</u>	<u>Total Amount of Taxes Due (\$)</u>
0	0
0	0

#### E. ASSESSED VALUE OF PARCELS

<u>Reporting Date</u>	<u>Appraisal/ Tax Roll</u>	<u>Assessed Value(\$)</u>
07-01-06	Tax Roll	39,195,664
07-01-07	Tax Roll	90,079,223

#### F. MISCELLANEOUS



## 2007 MELLO-ROOS YEARLY FISCAL STATUS REPORT

<u>Date</u>	<u>Amount(\$)</u>	<u>Issuing Entity, County, Type of Debt, Purpose</u>	<u>Rating(s) Enhancmt</u>	<u>Type of Sale</u>	<u>Role, Participant</u>	<u>Maturity Date/ Type</u>	<u>Interest Rate/ Type</u>
04-01-05	\$18,554,508	Hesperia CFD No 2005-1 San Bernardino CDIAC Number: 2005-0227 Limited tax obligation bond Other capital improvements, public works Belgate Dev Restruc Refunding	NR	Neg	(BC) Best Best & Krieger (TR) The Bank of NY Trust Co (UW) Hesperia PFA	09-01-35 Term	6.25 TIC

### YEARLY FISCAL STATUS REPORT INFORMATION

#### A. FUND BALANCES

<u>Year</u>	<u>Principal Amt Outstanding(\$)</u>	<u>Minimum Bond Reserve(\$)</u>	<u>Bond Reserve Fund(\$)</u>	<u>Capitalized Interest(\$)</u>	<u>Construction Fund(\$)</u>
04/05	18,554,508	1,855,450	1,855,450	0	0
05/06	18,554,000	1,855,451	1,855,451	0	0
06/07	18,554,000	1,855,451	1,855,451	0	0

#### B. TAX COLLECTION

<u>Taxes Due(\$)</u>	<u>Taxes Unpaid(\$)</u>	<u>Percent</u>	<u>Teeter Plan</u>
0	0	0	No
0	0	0	No
1,407,686	107,496	8	No

#### C. DELINQUENT PARCELS

<u>Year</u>	<u>Reporting Date</u>	<u># of Parcels</u>	<u>Total Amount Due(\$)</u>
04/05	06-30-05	0	0
05/06	06-30-06	0	0
06/07	06-30-07	110	107,496

#### D. FORECLOSURE

<u># of Parcels</u>	<u>Total Amount of Taxes Due (\$)</u>
0	0
0	0
0	0

#### E. ASSESSED VALUE OF PARCELS

<u>Reporting Date</u>	<u>Appraisal/ Tax Roll</u>	<u>Assessed Value(\$)</u>
01-01-05		0
06-30-06	Tax Roll	75,021,089
01-01-07	Tax Roll	281,534,084

#### F. MISCELLANEOUS



## 2007 MELLO-ROOS YEARLY FISCAL STATUS REPORT

<u>Date</u>	<u>Amount(\$)</u>	<u>Issuing Entity, County, Type of Debt, Purpose</u>	<u>Rating(s) Enhancmt</u>	<u>Type of Sale</u>	<u>Role, Participant</u>	<u>Maturity Date/ Type</u>	<u>Interest Rate/ Type</u>
04-22-05	\$1,565,000	Hesperia Unified School District CFD No 2004-1 San Bernardino CDIAC Number: 2005-0270 Limited tax obligation bond Water supply, storage, distribution Baldy Mesa WD	NR	Neg	(BC) Bowie Arneson Wiles (TR) Union Bank of CA (UW) Stone & Youngberg	09-01-35 Comb	5.24 TIC

### YEARLY FISCAL STATUS REPORT INFORMATION

#### A. FUND BALANCES

<u>Year</u>	<u>Principal Amt Outstanding(\$)</u>	<u>Minimum Bond Reserve(\$)</u>	<u>Bond Reserve Fund(\$)</u>	<u>Capitalized Interest(\$)</u>	<u>Construction Fund(\$)</u>
04/05	1,565,000	104,300	104,443	22,769	0
05/06	1,565,000	104,300	105,760	0	19,156
06/07	1,540,000	104,300	106,409	0	20,095

#### B. TAX COLLECTION

<u>Year</u>	<u>Taxes Due(\$)</u>	<u>Taxes Unpaid(\$)</u>	<u>Percent</u>	<u>Teeter Plan</u>
04/05	42,125	3,444	8	No
05/06	524,709	30,097	6	No
06/07	614,585	46,815	8	No

#### C. DELINQUENT PARCELS

<u>Year</u>	<u>Reporting Date</u>	<u># of Parcels</u>	<u>Total Amount Due(\$)</u>
04/05	06-30-05	3	3,444
05/06	06-30-06	19	31,068
06/07	06-30-07	29	52,319

#### D. FORECLOSURE

<u># of Parcels</u>	<u>Total Amount of Taxes Due (\$)</u>
0	0
0	0
0	0

#### E. ASSESSED VALUE OF PARCELS

<u>Reporting Date</u>	<u>Appraisal/ Tax Roll</u>	<u>Assessed Value(\$)</u>
06-30-05	Appraisal	43,000,000
07-01-06	Tax Roll	100,235,204
07-01-07	Tax Roll	169,065,292

#### F. MISCELLANEOUS



## 2007 MELLO-ROOS YEARLY FISCAL STATUS REPORT

<u>Date</u>	<u>Amount(\$)</u>	<u>Issuing Entity, County, Type of Debt, Purpose</u>	<u>Rating(s) Enhancmt</u>	<u>Type of Sale</u>	<u>Role, Participant</u>	<u>Maturity Date/ Type</u>	<u>Interest Rate/ Type</u>
04-19-07	\$8,500,000	Hesperia Unified School District CFD No 2006-5 San Bernardino CDIAC Number: 2007-0157 Limited tax obligation bond K-12 school facility School Facs & Baldy Mesa WD	NR	Neg	(BC) Bowie Arneson Wiles (TR) Union Bank of CA (UW) Stone & Youngberg	09-01-37 Comb	5.054 NIC

### YEARLY FISCAL STATUS REPORT INFORMATION

#### A. FUND BALANCES

<u>Year</u>	<u>Principal Amt Outstanding(\$)</u>	<u>Minimum Bond Reserve(\$)</u>	<u>Bond Reserve Fund(\$)</u>	<u>Capitalized Interest(\$)</u>	<u>Construction Fund(\$)</u>
06/07	8,500,000	551,750	553,840	135,641	7,363,719

#### B. TAX COLLECTION

<u>Taxes Due(\$)</u>	<u>Taxes Unpaid(\$)</u>	<u>Percent</u>	<u>Teeter Plan</u>
0	0	0	No

#### C. DELINQUENT PARCELS

<u>Year</u>	<u>Reporting Date</u>	<u># of Parcels</u>	<u>Total Amount Due(\$)</u>
06/07	06-30-07	0	0

#### D. FORECLOSURE

<u># of Parcels</u>	<u>Total Amount of Taxes Due (\$)</u>
0	0

#### E. ASSESSED VALUE OF PARCELS

<u>Reporting Date</u>	<u>Appraisal/ Tax Roll</u>	<u>Assessed Value(\$)</u>
01-19-07	Appraisal	46,700,000

#### F. MISCELLANEOUS



## 2007 MELLO-ROOS YEARLY FISCAL STATUS REPORT

<u>Date</u>	<u>Amount(\$)</u>	<u>Issuing Entity, County, Type of Debt, Purpose</u>	<u>Rating(s) Enhancmt</u>	<u>Type of Sale</u>	<u>Role, Participant</u>	<u>Maturity Date/ Type</u>	<u>Interest Rate/ Type</u>
08-15-01	\$6,655,000	Highland CFD No 2001-1 San Bernardino CDIAC Number: 2001-1332 Limited tax obligation bond Multiple capital improvements, public works Refunding	NR	Neg	(BC) Richards Watson (FA) Urban Futures (TR) State Street Bank Corp (UW) US Bancorp Piper	09-01-28 Comb	6.413 NIC

### YEARLY FISCAL STATUS REPORT INFORMATION

#### A. FUND BALANCES

<u>Year</u>	<u>Principal Amt Outstanding(\$)</u>	<u>Minimum Bond Reserve(\$)</u>	<u>Bond Reserve Fund(\$)</u>	<u>Capitalized Interest(\$)</u>	<u>Construction Fund(\$)</u>
01/02	6,570,000	524,965	550,962	0	2,965,835
02/03	6,570,000	525,703	563,603	0	2,985,412
03/04	6,355,000	525,703	471,026	0	2,418,508
04/05	6,225,000	525,703	525,703	0	0
05/06	6,225,000	525,703	546,478	0	115,995
06/07	6,090,000	525,703	575,207	0	0

#### B. TAX COLLECTION

<u>Taxes Due(\$)</u>	<u>Taxes Unpaid(\$)</u>	<u>Percent</u>	<u>Teeter Plan</u>
485,335	652	0	No
535,549	2,816	1	No
536,439	12,958	2	No
524,170	3,990	1	No
524,170	5,945	1	No
524,170	9,550	2	No

#### C. DELINQUENT PARCELS

<u>Year</u>	<u>Reporting Date</u>	<u># of Parcels</u>	<u>Total Amount Due(\$)</u>
01/02	05-09-02	1	652
02/03	08-05-03	4	2,816
03/04	06-02-04	13	12,958
04/05	09-23-05	3	3,990
05/06	10-04-06	6	5,945
06/07	09-06-07	7	9,550

#### D. FORECLOSURE

<u># of Parcels</u>	<u>Total Amount of Taxes Due (\$)</u>
0	0
0	0
0	0
0	0
0	0
0	0

#### E. ASSESSED VALUE OF PARCELS

<u>Reporting Date</u>	<u>Appraisal/ Tax Roll</u>	<u>Assessed Value(\$)</u>
07-10-02	Tax Roll	15,814,027
07-01-03	Tax Roll	40,522,363
07-01-04	Tax Roll	80,613,048
07-01-05	Tax Roll	112,641,242
07-01-06	Tax Roll	119,634,379
07-01-07	Tax Roll	124,206,726

#### F. MISCELLANEOUS



## 2007 MELLO-ROOS YEARLY FISCAL STATUS REPORT

<u>Date</u>	<u>Amount(\$)</u>	<u>Issuing Entity, County, Type of Debt, Purpose</u>	<u>Rating(s) Enhancmt</u>	<u>Type of Sale</u>	<u>Role, Participant</u>	<u>Maturity Date/ Type</u>	<u>Interest Rate/ Type</u>
08-15-01	\$7,180,000	Highland CFD No 90-1 San Bernardino CDIAC Number: 2001-1331 Limited tax obligation bond Multiple capital improvements, public works Greenspot Corridor Sr Series A Refunding	S:AAA M:Aaa  Ins	Neg	(BC) Richards Watson (FA) Urban Futures (EN) Ambac (TR) State Street Bank Corp (UW) US Bancorp Piper	09-01-15 Serial	4.466 NIC

### YEARLY FISCAL STATUS REPORT INFORMATION

#### A. FUND BALANCES

<u>Year</u>	<u>Principal Amt Outstanding(\$)</u>	<u>Minimum Bond Reserve(\$)</u>	<u>Bond Reserve Fund(\$)</u>	<u>Capitalized Interest(\$)</u>	<u>Construction Fund(\$)</u>	<u>Taxes Due(\$)</u>	<u>Taxes Unpaid(\$)</u>	<u>Percent</u>	<u>Teeter Plan</u>
01/02	6,970,000	718,000	756,628	0	49,343	1,145,202	28,164	2	No
02/03	6,970,000	718,000	775,559	0	34,786	1,228,589	15,803	1	No
03/04	6,410,000	718,000	729,123	0	31,646	1,292,996	45,741	4	No
04/05	6,065,000	718,000	718,003	0	0	1,393,398	4,449	0	No
05/06	6,065,000	718,000	767,731	0	23,519	1,449,906	14,217	1	No
06/07	5,665,000	718,000	808,364	0	23,523	1,488,570	38,289	3	No

#### B. TAX COLLECTION

#### C. DELINQUENT PARCELS

<u>Year</u>	<u>Reporting Date</u>	<u># of Parcels</u>	<u>Total Amount Due(\$)</u>	<u># of Parcels</u>	<u>Total Amount of Taxes Due (\$)</u>	<u>Reporting Date</u>	<u>Appraisal/ Tax Roll</u>	<u>Assessed Value(\$)</u>
01/02	05-10-02	38	53,299	0	0	07-10-02	Tax Roll	193,793,057
02/03	08-05-03	20	41,128	0	0	07-01-03	Tax Roll	186,856,123
03/04	06-02-04	55	52,752	0	0	07-01-04	Tax Roll	236,726,214
04/05	09-23-05	8	9,247	0	0	07-01-05	Tax Roll	289,019,952
05/06	10-04-06	17	19,602	0	0	07-01-06	Tax Roll	322,866,441
06/07	09-06-07	31	47,417	0	0	07-01-07	Tax Roll	339,668,067

#### D. FORECLOSURE

#### E. ASSESSED VALUE OF PARCELS

#### F. MISCELLANEOUS



## 2007 MELLO-ROOS YEARLY FISCAL STATUS REPORT

<u>Date</u>	<u>Amount(\$)</u>	<u>Issuing Entity, County, Type of Debt, Purpose</u>	<u>Rating(s) Enhancmt</u>	<u>Type of Sale</u>	<u>Role, Participant</u>	<u>Maturity Date/ Type</u>	<u>Interest Rate/ Type</u>
08-15-01	\$2,620,000	Highland CFD No 90-1 San Bernardino CDIAC Number: 2001-1685 Limited tax obligation bond Multiple capital improvements, public works Greenspot Corridor Sub Series B Refunding	NR	Neg	(BC) Richards Watson (FA) Urban Futures (TR) State Street Bank Corp (UW) US Bancorp Piper	09-01-15 Serial	5.624 NIC

### YEARLY FISCAL STATUS REPORT INFORMATION

#### A. FUND BALANCES

<u>Year</u>	<u>Principal Amt Outstanding(\$)</u>	<u>Minimum Bond Reserve(\$)</u>	<u>Bond Reserve Fund(\$)</u>	<u>Capitalized Interest(\$)</u>	<u>Construction Fund(\$)</u>	<u>Taxes Due(\$)</u>	<u>Taxes Unpaid(\$)</u>	<u>Percent</u>	<u>Teeter Plan</u>
01/02	2,490,000	262,000	276,095	0	0	1,145,202	28,164	2	No
02/03	2,490,000	262,000	283,003	0	0	1,228,589	15,803	1	No
03/04	2,195,000	262,000	266,059	0	0	1,292,996	45,741	4	No
04/05	2,040,000	262,000	262,001	0	0	1,393,398	4,449	0	No
05/06	2,040,000	262,000	280,147	0	23,519	1,449,906	14,217	1	No
06/07	1,880,000	262,000	294,974	0	23,523	1,488,570	38,289	3	No

#### B. TAX COLLECTION

#### C. DELINQUENT PARCELS

<u>Year</u>	<u>Reporting Date</u>	<u># of Parcels</u>	<u>Total Amount Due(\$)</u>	<u># of Parcels</u>	<u>Total Amount of Taxes Due (\$)</u>	<u>Reporting Date</u>	<u>Appraisal/ Tax Roll</u>	<u>Assessed Value(\$)</u>
01/02	05-10-02	38	53,299	0	0	07-10-02	Tax Roll	193,793,057
02/03	08-05-03	20	41,128	0	0	07-01-03	Tax Roll	186,856,123
03/04	06-02-04	55	52,752	0	0	07-01-04	Tax Roll	236,726,214
04/05	09-23-05	8	9,247	0	0	07-01-05	Tax Roll	289,019,952
05/06	10-04-06	17	19,602	0	0	07-01-06	Tax Roll	322,866,441
06/07	09-06-07	31	47,417	0	0	07-01-07	Tax Roll	339,668,067

#### D. FORECLOSURE

#### E. ASSESSED VALUE OF PARCELS

#### F. MISCELLANEOUS





## 2007 MELLO-ROOS YEARLY FISCAL STATUS REPORT

<u>Date</u>	<u>Amount(\$)</u>	<u>Issuing Entity, County, Type of Debt, Purpose</u>	<u>Rating(s) Enhancmt</u>	<u>Type of Sale</u>	<u>Role, Participant</u>	<u>Maturity Date/ Type</u>	<u>Interest Rate/ Type</u>
06-25-98	\$11,450,000	Mountain View School District CFD No 1 San Bernardino CDIAC Number: 1998-1331 Limited tax obligation bond K-12 school facility Refunding	S:AAA M:Aaa  Ins	Neg	(BC) Best Best & Krieger (FA) Sage Institute (EN) Ambac (TR) US Bank Corp Trust (UW) Stone & Youngberg	10-01-13 Comb	4.413 NIC

### YEARLY FISCAL STATUS REPORT INFORMATION

#### A. FUND BALANCES

<u>Year</u>	<u>Principal Amt Outstanding(\$)</u>	<u>Minimum Bond Reserve(\$)</u>	<u>Bond Reserve Fund(\$)</u>	<u>Capitalized Interest(\$)</u>	<u>Construction Fund(\$)</u>
01/02	8,250,000	1,099,230	1,099,230	0	0
02/03	8,250,000	1,099,230	1,099,230	0	0
03/04	6,795,000	1,099,230	1,099,230	0	0
04/05	6,030,000	1,099,230	1,099,230	0	0
05/06	6,030,000	1,099,230	1,099,230	0	0
06/07	5,220,000	1,081,091	1,099,230	0	0

#### B. TAX COLLECTION

<u>Taxes Due(\$)</u>	<u>Taxes Unpaid(\$)</u>	<u>Percent</u>	<u>Teeter Plan</u>
766,029	1,773	0	No
1,114,287	25,665	2	No
1,119,288	95,810	9	No
1,119,282	23,643	2	No
1,119,282	32,865	3	No
1,119,282	59,465	5	No

#### C. DELINQUENT PARCELS

<u>Year</u>	<u>Reporting Date</u>	<u># of Parcels</u>	<u>Total Amount Due(\$)</u>
01/02	05-10-02	6	3,103
02/03	08-05-03	69	39,998
03/04	06-02-04	183	106,797
04/05	09-23-05	64	27,994
05/06	10-04-06	83	41,049
06/07	09-06-07	143	75,424

#### D. FORECLOSURE

<u># of Parcels</u>	<u>Total Amount of Taxes Due (\$)</u>
0	0
0	0
0	0
0	0
0	0
0	0

#### E. ASSESSED VALUE OF PARCELS

<u>Reporting Date</u>	<u>Appraisal/ Tax Roll</u>	<u>Assessed Value(\$)</u>
07-10-02	Tax Roll	89,376,057
07-01-03	Tax Roll	313,967,326
07-01-04	Tax Roll	342,089,528
07-01-05	Tax Roll	382,027,760
07-01-06	Tax Roll	432,503,913
07-01-07	Tax Roll	474,298,831

#### F. MISCELLANEOUS



## 2007 MELLO-ROOS YEARLY FISCAL STATUS REPORT

<u>Date</u>	<u>Amount(\$)</u>	<u>Issuing Entity, County, Type of Debt, Purpose</u>	<u>Rating(s) Enhancmt</u>	<u>Type of Sale</u>	<u>Role, Participant</u>	<u>Maturity Date/ Type</u>	<u>Interest Rate/ Type</u>
09-30-98	\$955,000	Mountain View School District CFD No 1 San Bernardino CDIAC Number: 1998-1842 Limited tax obligation bond K-12 school facility Refunding	NR	Neg	(BC) Best Best & Krieger (TR) US Bank Corp Trust (UW) Stone & Youngberg	10-01-13 Comb	5.346 NIC

### YEARLY FISCAL STATUS REPORT INFORMATION

#### A. FUND BALANCES

<u>Year</u>	<u>Principal Amt Outstanding(\$)</u>	<u>Minimum Bond Reserve(\$)</u>	<u>Bond Reserve Fund(\$)</u>	<u>Capitalized Interest(\$)</u>	<u>Construction Fund(\$)</u>
01/02	955,000	95,500	103,915	0	0
02/03	955,000	95,500	104,867	0	0
03/04	955,000	95,500	105,256	0	0
04/05	955,000	95,500	106,744	0	0
05/06	955,000	95,500	109,640	0	0
06/07	955,000	95,500	96,637	0	0

#### B. TAX COLLECTION

<u>Taxes Due(\$)</u>	<u>Taxes Unpaid(\$)</u>	<u>Percent</u>	<u>Teeter Plan</u>
503,964	1,167	0	No
1,114,287	25,665	2	No
1,119,288	95,810	9	No
1,119,282	23,643	2	No
1,119,282	32,865	3	No
1,119,282	59,465	5	No

#### C. DELINQUENT PARCELS

<u>Year</u>	<u>Reporting Date</u>	<u># of Parcels</u>	<u>Total Amount Due(\$)</u>
01/02	05-10-02	6	2,248
02/03	08-05-03	69	39,998
03/04	06-02-04	183	106,797
04/05	09-23-05	64	27,994
05/06	10-04-06	83	41,049
06/07	09-06-07	143	75,424

#### D. FORECLOSURE

<u># of Parcels</u>	<u>Total Amount of Taxes Due (\$)</u>
0	0
0	0
0	0
0	0
0	0
0	0

#### E. ASSESSED VALUE OF PARCELS

<u>Reporting Date</u>	<u>Appraisal/ Tax Roll</u>	<u>Assessed Value(\$)</u>
07-10-02	Tax Roll	89,376,057
07-01-03	Tax Roll	313,967,326
07-01-98	Tax Roll	342,089,528
07-01-05	Tax Roll	382,027,760
07-01-06	Tax Roll	432,503,913
07-01-07	Tax Roll	474,298,831

#### F. MISCELLANEOUS



## 2007 MELLO-ROOS YEARLY FISCAL STATUS REPORT

<u>Date</u>	<u>Amount(\$)</u>	<u>Issuing Entity, County, Type of Debt, Purpose</u>	<u>Rating(s) Enhancmt</u>	<u>Type of Sale</u>	<u>Role, Participant</u>	<u>Maturity Date/ Type</u>	<u>Interest Rate/ Type</u>
12-01-97	\$1,315,000	Mountain View School District CFD No 97-1 San Bernardino CDIAC Number: 1997-0427 Limited tax obligation bond K-12 school facility	NR	Comp	(BC) Best Best & Krieger (FA) Sage Institute (TR) First Trust of CA (UW) Stone & Youngberg	09-01-27 Comb	5.918 NIC

### YEARLY FISCAL STATUS REPORT INFORMATION

#### A. FUND BALANCES

<u>Year</u>	<u>Principal Amt Outstanding(\$)</u>	<u>Minimum Bond Reserve(\$)</u>	<u>Bond Reserve Fund(\$)</u>	<u>Capitalized Interest(\$)</u>	<u>Construction Fund(\$)</u>
01/02	1,230,000	98,248	115,880	0	0
02/03	1,230,000	98,223	116,573	0	0
03/04	1,180,000	98,223	117,005	0	0
04/05	1,155,000	98,223	118,659	0	0
05/06	1,125,000	98,000	99,292	0	0
06/07	1,125,000	98,000	100,152	0	0

#### B. TAX COLLECTION

<u>Year</u>	<u>Taxes Due(\$)</u>	<u>Taxes Unpaid(\$)</u>	<u>Percent</u>	<u>Teeter Plan</u>
01/02	97,528	5,813	6	No
02/03	96,281	3,188	3	No
03/04	95,029	5,349	6	No
04/05	95,029	1,259	1	No
05/06	95,029	2,832	3	No
06/07	95,029	3,147	3	No

#### C. DELINQUENT PARCELS

<u>Year</u>	<u>Reporting Date</u>	<u># of Parcels</u>	<u>Total Amount Due(\$)</u>
01/02	05-10-02	13	6,122
02/03	08-05-03	6	4,789
03/04	06-02-04	13	7,898
04/05	09-23-05	3	3,800
05/06	10-04-06	6	5,683
06/07	09-06-07	6	4,720

#### D. FORECLOSURE

<u># of Parcels</u>	<u>Total Amount of Taxes Due (\$)</u>
0	0
0	0
0	0
0	0
0	0
0	0

#### E. ASSESSED VALUE OF PARCELS

<u>Reporting Date</u>	<u>Appraisal/ Tax Roll</u>	<u>Assessed Value(\$)</u>
07-10-02	Tax Roll	30,625,609
07-01-03	Tax Roll	32,134,352
07-01-04	Tax Roll	34,733,819
07-01-05	Tax Roll	36,677,728
07-01-06	Tax Roll	40,167,774
07-01-07	Tax Roll	42,977,439

#### F. MISCELLANEOUS



## 2007 MELLO-ROOS YEARLY FISCAL STATUS REPORT

<u>Date</u>	<u>Amount(\$)</u>	<u>Issuing Entity, County, Type of Debt, Purpose</u>	<u>Rating(s) Enhancmt</u>	<u>Type of Sale</u>	<u>Role, Participant</u>	<u>Maturity Date/ Type</u>	<u>Interest Rate/ Type</u>
03-01-95	\$8,270,000	Ontario CFD No 1 San Bernardino CDIAC Number: 1995-0094 Limited tax obligation bond Flood control, storm drainage Day Etiwanda Drainage Sys Refunding	NR	Neg	(BC) Stradling Yocca (FA) Fieldman Rolapp (TR) Bank of America (UW) Ontario RDA FA	09-02-09 Serial	6.223 NIC

### YEARLY FISCAL STATUS REPORT INFORMATION

#### A. FUND BALANCES

<u>Year</u>	<u>Principal Amt Outstanding(\$)</u>	<u>Minimum Bond Reserve(\$)</u>	<u>Bond Reserve Fund(\$)</u>	<u>Capitalized Interest(\$)</u>	<u>Construction Fund(\$)</u>	<u>Taxes Due(\$)</u>	<u>Taxes Unpaid(\$)</u>	<u>Percent</u>	<u>Teeter Plan</u>
01/02	4,814,589	827,208	827,246	0	0	924,472	18,867	2	No
02/03	4,145,565	827,208	880,254	0	0	939,186	3,642	0	No
03/04	3,430,539	720,949	933,853	0	0	967,320	8,980	1	No
04/05	2,662,019	664,569	988,584	0	0	956,502	8,530	1	No
05/06	1,832,885	571,965	1,048,122	0	0	173,121	1,191	1	No
06/07	941,420	425,356	882,346	0	0	0	0	0	No

#### B. TAX COLLECTION

#### C. DELINQUENT PARCELS

<u>Year</u>	<u>Reporting Date</u>	<u># of Parcels</u>	<u>Total Amount Due(\$)</u>	<u># of Parcels</u>	<u>Total Amount of Taxes Due (\$)</u>	<u>Reporting Date</u>	<u>Appraisal/ Tax Roll</u>	<u>Assessed Value(\$)</u>
01/02	06-30-01	10	30,590	0	0	06-30-01	Tax Roll	1,511,081,124
02/03	06-30-03	6	32,154	0	0	06-30-02	Tax Roll	1,706,307,986
03/04	06-30-03	12	26,488	0	0	01-01-03	Tax Roll	1,743,166,896
04/05	06-30-05	12	26,763	0	0	06-30-05	Tax Roll	1,827,503,841
05/06	06-30-06	14	20,135	0	0	10-01-06	Tax Roll	1,985,583,579
06/07	06-30-07	8	19,148	0	0	10-01-07	Tax Roll	2,336,453,939

#### D. FORECLOSURE

#### E. ASSESSED VALUE OF PARCELS

#### F. MISCELLANEOUS

Foreclosure proceedings are not required if the Reserve Fund is fully funded, and delinquencies are less than: 5% of total levy amount; less than \$25,000 per parcel and less than \$25,000 aggregate total of parcels with common ownership.



## 2007 MELLO-ROOS YEARLY FISCAL STATUS REPORT

### F. MISCELLANEOUS

Tax Collection - The bonds mature September 2, 2007. The Reserve Fund and other available funds are sufficient to eliminate the tax levy for FY 06-07.



## 2007 MELLO-ROOS YEARLY FISCAL STATUS REPORT

<u>Date</u>	<u>Amount(\$)</u>	<u>Issuing Entity, County, Type of Debt, Purpose</u>	<u>Rating(s) Enhancmt</u>	<u>Type of Sale</u>	<u>Role, Participant</u>	<u>Maturity Date/ Type</u>	<u>Interest Rate/ Type</u>
08-06-97	\$11,275,000	Ontario CFD No 5 San Bernardino CDIAC Number: 1997-1639 Limited tax obligation bond Street construction and improvements Freeway Interchange	NR	Neg	(BC) Brown Diven (FA) Evensen Dodge (TR) Dai-Ichi Kangyo (UW) Stone & Youngberg	09-01-17 Comb	6.011 NIC

### YEARLY FISCAL STATUS REPORT INFORMATION

#### A. FUND BALANCES

<u>Year</u>	<u>Principal Amt Outstanding(\$)</u>	<u>Minimum Bond Reserve(\$)</u>	<u>Bond Reserve Fund(\$)</u>	<u>Capitalized Interest(\$)</u>	<u>Construction Fund(\$)</u>
01/02	9,890,000	986,475	1,022,102	0	178,558
02/03	9,490,000	986,475	1,022,236	0	180,097
03/04	9,070,000	985,610	1,017,550	0	177,439
04/05	8,625,000	985,610	1,016,679	0	171,956
05/06	8,160,000	985,610	985,614	0	172,921
06/07	7,670,000	985,610	985,614	0	0

#### B. TAX COLLECTION

<u>Year</u>	<u>Taxes Due(\$)</u>	<u>Taxes Unpaid(\$)</u>	<u>Percent</u>	<u>Teeter Plan</u>
01/02	989,206	0	0	No
02/03	980,783	3,038	0	No
03/04	1,006,725	5,846	1	No
04/05	999,359	4,287	0	No
05/06	995,235	2,667	0	No
06/07	997,224	805	0	No

#### C. DELINQUENT PARCELS

<u>Year</u>	<u>Reporting Date</u>	<u># of Parcels</u>	<u>Total Amount Due(\$)</u>
01/02	06-30-01	3	5,643
02/03	06-30-03	3	4,350
03/04	06-30-03	2	8,884
04/05	06-30-05	3	5,913
05/06	06-30-06	2	2,667
06/07	06-30-07	1	805

#### D. FORECLOSURE

<u># of Parcels</u>	<u>Total Amount of Taxes Due (\$)</u>
0	0
0	0
0	0
0	0
0	0
0	0

#### E. ASSESSED VALUE OF PARCELS

<u>Reporting Date</u>	<u>Appraisal/ Tax Roll</u>	<u>Assessed Value(\$)</u>
06-30-01	Tax Roll	419,127,305
06-30-02	Tax Roll	476,600,692
01-01-03	Tax Roll	509,836,151
07-01-04	Tax Roll	544,942,720
06-30-05	Tax Roll	597,417,809
06-30-06	Tax Roll	717,723,472

#### F. MISCELLANEOUS

Foreclosure proceedings are not required if the Reserve Fund is fully funded, and delinquencies are less than \$10,000 per parcel and less than \$10,000 aggregate total of parcels with common ownership.



## 2007 MELLO-ROOS YEARLY FISCAL STATUS REPORT

<u>Date</u>	<u>Amount(\$)</u>	<u>Issuing Entity, County, Type of Debt, Purpose</u>	<u>Rating(s) Enhancmt</u>	<u>Type of Sale</u>	<u>Role, Participant</u>	<u>Maturity Date/ Type</u>	<u>Interest Rate/ Type</u>
12-21-00	\$1,365,000	Rancho Cucamonga CFD No 2000-01 San Bernardino CDIAC Number: 2000-1820 Limited tax obligation bond Multiple capital improvements, public works S Etiwanda	NR	Neg	(BC) Best Best & Krieger (FA) Fieldman Rolapp (TR) Wells Fargo Bank (UW) Stone & Youngberg	09-01-25 Comb	6.019 TIC

### YEARLY FISCAL STATUS REPORT INFORMATION

#### A. FUND BALANCES

<u>Year</u>	<u>Principal Amt Outstanding(\$)</u>	<u>Minimum Bond Reserve(\$)</u>	<u>Bond Reserve Fund(\$)</u>	<u>Capitalized Interest(\$)</u>	<u>Construction Fund(\$)</u>
01/02	1,335,000	111,420	113,324	0	0
02/03	1,335,000	0	111,684	0	0
03/04	1,305,000	111,420	111,903	0	305,746
04/05	1,275,000	111,420	112,178	0	0
05/06	1,240,000	111,420	112,877	0	83,743
06/07	1,205,000	111,420	111,821	0	88,194

#### B. TAX COLLECTION

<u>Taxes Due(\$)</u>	<u>Taxes Unpaid(\$)</u>	<u>Percent</u>	<u>Teeter Plan</u>
162,355	278	0	No
162,355	2,035	1	No
143,280	5,139	4	No
131,605	2,789	2	No
130,300	4,678	4	No
130,300	8,105	6	No

#### C. DELINQUENT PARCELS

<u>Year</u>	<u>Reporting Date</u>	<u># of Parcels</u>	<u>Total Amount Due(\$)</u>
01/02	09-01-02	1	278
02/03	06-30-03	6	2,312
03/04	06-30-04	15	6,417
04/05	06-30-05	8	2,789
05/06	06-30-06	14	5,741
06/07	06-30-07	28	11,145

#### D. FORECLOSURE

<u># of Parcels</u>	<u>Total Amount of Taxes Due (\$)</u>
0	0
0	0
0	0
0	0
0	0
0	0

#### E. ASSESSED VALUE OF PARCELS

<u>Reporting Date</u>	<u>Appraisal/ Tax Roll</u>	<u>Assessed Value(\$)</u>
08-30-02	Tax Roll	14,301,963
09-30-03	Tax Roll	39,228,752
09-01-04	Tax Roll	73,723,310
09-01-05	Tax Roll	90,495,025
09-01-06	Tax Roll	99,329,067
08-15-07	Tax Roll	106,493,790

#### F. MISCELLANEOUS



## 2007 MELLO-ROOS YEARLY FISCAL STATUS REPORT

<u>Date</u>	<u>Amount(\$)</u>	<u>Issuing Entity, County, Type of Debt, Purpose</u>	<u>Rating(s) Enhancmt</u>	<u>Type of Sale</u>	<u>Role, Participant</u>	<u>Maturity Date/ Type</u>	<u>Interest Rate/ Type</u>
12-21-00	\$6,835,000	Rancho Cucamonga CFD No 2000-02 San Bernardino CDIAC Number: 2000-1821 Limited tax obligation bond Multiple capital improvements, public works Rancho Cucamonga Corporate Pk	NR	Neg	(BC) Best Best & Krieger (FA) Fieldman Rolapp (TR) Wells Fargo Bank (UW) Stone & Youngberg	09-01-25 Comb	6.104 TIC

### YEARLY FISCAL STATUS REPORT INFORMATION

#### A. FUND BALANCES

<u>Year</u>	<u>Principal Amt Outstanding(\$)</u>	<u>Minimum Bond Reserve(\$)</u>	<u>Bond Reserve Fund(\$)</u>	<u>Capitalized Interest(\$)</u>	<u>Construction Fund(\$)</u>
01/02	6,835,000	680,320	691,943	0	1,007,507
02/03	6,765,000	0	682,335	0	0
03/04	6,685,000	680,320	647,553	0	503,137
04/05	6,595,000	680,320	656,644	0	0
05/06	6,490,000	680,320	678,330	0	529,478
06/07	6,375,000	680,320	682,767	0	557,621

#### B. TAX COLLECTION

<u>Taxes Due(\$)</u>	<u>Taxes Unpaid(\$)</u>	<u>Percent</u>	<u>Teeter Plan</u>
532,388	0	0	No
532,388	0	0	No
532,388	0	0	No
542,718	0	0	No
542,718	0	0	No
553,573	0	0	No

#### C. DELINQUENT PARCELS

<u>Year</u>	<u>Reporting Date</u>	<u># of Parcels</u>	<u>Total Amount Due(\$)</u>
01/02	09-01-02	0	0
02/03	06-30-03	0	0
03/04	06-30-04	0	0
04/05	06-30-05	0	0
05/06	06-30-06	0	0
06/07	06-30-07	0	0

#### D. FORECLOSURE

<u># of Parcels</u>	<u>Total Amount of Taxes Due (\$)</u>
0	0
0	0
0	0
0	0
0	0
0	0

#### E. ASSESSED VALUE OF PARCELS

<u>Reporting Date</u>	<u>Appraisal/ Tax Roll</u>	<u>Assessed Value(\$)</u>
08-30-02	Tax Roll	63,238,561
09-01-03	Tax Roll	58,432,423
09-01-04	Tax Roll	81,430,323
09-01-05	Tax Roll	82,784,897
09-01-06	Tax Roll	93,625,157
08-15-07	Tax Roll	99,889,682

#### F. MISCELLANEOUS





## 2007 MELLO-ROOS YEARLY FISCAL STATUS REPORT

<u>Date</u>	<u>Amount(\$)</u>	<u>Issuing Entity, County, Type of Debt, Purpose</u>	<u>Rating(s) Enhancmt</u>	<u>Type of Sale</u>	<u>Role, Participant</u>	<u>Maturity Date/ Type</u>	<u>Interest Rate/ Type</u>
10-18-05	\$9,835,000	Rancho Cucamonga CFD No 2000-03 San Bernardino CDIAC Number: 2005-1764 Limited tax obligation bond Multiple capital improvements, public works Rancho Summit	NR	Neg	(BC) Best Best & Krieger (FA) Fieldman Rolapp (TR) Wells Fargo Bank (UW) Stone & Youngberg	09-01-35 Comb	5.01 NIC

### YEARLY FISCAL STATUS REPORT INFORMATION

#### A. FUND BALANCES

<u>Year</u>	<u>Principal Amt Outstanding(\$)</u>	<u>Minimum Bond Reserve(\$)</u>	<u>Bond Reserve Fund(\$)</u>	<u>Capitalized Interest(\$)</u>	<u>Construction Fund(\$)</u>
05/06	9,835,000	337,924	342,338	487,981	3,458,201
06/07	9,835,000	0	694,779	0	7,052,840

#### B. TAX COLLECTION

<u>Year</u>	<u>Taxes Due(\$)</u>	<u>Taxes Unpaid(\$)</u>	<u>Percent</u>	<u>Teeter Plan</u>
05/06	0	0	0	No
06/07	988,184	22,009	2	No

#### C. DELINQUENT PARCELS

<u>Year</u>	<u>Reporting Date</u>	<u># of Parcels</u>	<u>Total Amount Due(\$)</u>
05/06	06-30-06	0	0
06/07	06-30-07	13	22,009

#### D. FORECLOSURE

<u># of Parcels</u>	<u>Total Amount of Taxes Due (\$)</u>
0	0
0	0

#### E. ASSESSED VALUE OF PARCELS

<u>Reporting Date</u>	<u>Appraisal/ Tax Roll</u>	<u>Assessed Value(\$)</u>
09-01-06	Tax Roll	30,653,961
08-15-07	Tax Roll	164,290,551

#### F. MISCELLANEOUS



## 2007 MELLO-ROOS YEARLY FISCAL STATUS REPORT

<u>Date</u>	<u>Amount(\$)</u>	<u>Issuing Entity, County, Type of Debt, Purpose</u>	<u>Rating(s) Enhancmt</u>	<u>Type of Sale</u>	<u>Role, Participant</u>	<u>Maturity Date/ Type</u>	<u>Interest Rate/ Type</u>
08-29-01	\$14,240,000	Rancho Cucamonga CFD No 2001-01 San Bernardino CDIAC Number: 2001-0452 Limited tax obligation bond Multiple capital improvements, public works IA Nos 1 & 2	NR	Neg	(BC) Richards Watson (FA) Fieldman Rolapp (TR) Wells Fargo Bank (UW) Stone & Youngberg	09-01-31 Comb	6.325 NIC

### YEARLY FISCAL STATUS REPORT INFORMATION

#### A. FUND BALANCES

<u>Year</u>	<u>Principal Amt Outstanding(\$)</u>	<u>Minimum Bond Reserve(\$)</u>	<u>Bond Reserve Fund(\$)</u>	<u>Capitalized Interest(\$)</u>	<u>Construction Fund(\$)</u>
01/02	14,240,000	1,089,521	1,102,791	1,336,681	10,735,868
02/03	14,240,000	0	1,114,926	433,451	12,528,520
03/04	14,240,000	1,089,521	1,119,757	0	3,608,490
04/05	14,240,000	1,089,521	1,089,734	0	0
05/06	13,790,000	1,089,521	1,096,520	0	8,288
06/07	13,550,000	1,089,521	1,102,229	0	8,700

#### B. TAX COLLECTION

<u>Taxes Due(\$)</u>	<u>Taxes Unpaid(\$)</u>	<u>Percent</u>	<u>Teeter Plan</u>
0	0	0	No
0	0	0	No
1,140,910	0	0	No
1,241,923	22,738	2	No
1,254,786	83,300	7	No
1,256,462	117,891	9	No

#### C. DELINQUENT PARCELS

<u>Year</u>	<u>Reporting Date</u>	<u># of Parcels</u>	<u>Total Amount Due(\$)</u>
01/02		0	0
02/03	06-30-03	0	0
03/04	06-01-04	0	0
04/05	06-30-05	19	22,738
05/06	06-30-06	80	85,949
06/07	06-30-07	93	130,891

#### D. FORECLOSURE

<u># of Parcels</u>	<u>Total Amount of Taxes Due (\$)</u>
0	0
0	0
0	0
0	0
0	0
0	0

#### E. ASSESSED VALUE OF PARCELS

<u>Reporting Date</u>	<u>Appraisal/ Tax Roll</u>	<u>Assessed Value(\$)</u>
08-30-02	Tax Roll	8,360,184
09-01-03	Tax Roll	30,816,423
09-01-04	Tax Roll	37,182,445
09-01-05	Tax Roll	252,846,513
09-01-06	Tax Roll	465,922,719
08-15-07	Tax Roll	489,448,108

#### F. MISCELLANEOUS



## 2007 MELLO-ROOS YEARLY FISCAL STATUS REPORT

<u>Date</u>	<u>Amount(\$)</u>	<u>Issuing Entity, County, Type of Debt, Purpose</u>	<u>Rating(s) Enhancmt</u>	<u>Type of Sale</u>	<u>Role, Participant</u>	<u>Maturity Date/ Type</u>	<u>Interest Rate/ Type</u>
08-29-01	\$935,000	Rancho Cucamonga CFD No 2001-01 San Bernardino CDIAC Number: 2001-0453 Limited tax obligation bond Multiple capital improvements, public works IA No 3	NR	Neg	(BC) Richards Watson (FA) Fieldman Rolapp (TR) Wells Fargo Bank (UW) Stone & Youngberg	09-01-31 Term	7.085 NIC

### YEARLY FISCAL STATUS REPORT INFORMATION

#### A. FUND BALANCES

<u>Year</u>	<u>Principal Amt Outstanding(\$)</u>	<u>Minimum Bond Reserve(\$)</u>	<u>Bond Reserve Fund(\$)</u>	<u>Capitalized Interest(\$)</u>	<u>Construction Fund(\$)</u>
01/02	935,000	79,750	80,721	0	0
02/03	935,000	0	79,461	0	8,011
03/04	935,000	79,750	79,530	0	8,045
04/05	925,000	79,750	79,764	0	0
05/06	910,000	79,750	80,261	0	8,428
06/07	895,000	79,750	80,155	0	8,846

#### B. TAX COLLECTION

<u>Year</u>	<u>Taxes Due(\$)</u>	<u>Taxes Unpaid(\$)</u>	<u>Percent</u>	<u>Teeter Plan</u>
01/02	69,370	0	0	No
02/03	69,370	0	0	No
03/04	83,918	0	0	No
04/05	83,918	0	0	No
05/06	83,917	0	0	No
06/07	83,917	0	0	No

#### C. DELINQUENT PARCELS

<u>Year</u>	<u>Reporting Date</u>	<u># of Parcels</u>	<u>Total Amount Due(\$)</u>
01/02		0	0
02/03	06-30-03	0	0
03/04	06-30-04	0	0
04/05	06-30-05	0	0
05/06	06-30-06	0	0
06/07	06-30-07	0	0

#### D. FORECLOSURE

<u># of Parcels</u>	<u>Total Amount of Taxes Due (\$)</u>
0	0
0	0
0	0
0	0
0	0
0	0

#### E. ASSESSED VALUE OF PARCELS

<u>Reporting Date</u>	<u>Appraisal/ Tax Roll</u>	<u>Assessed Value(\$)</u>
08-30-02	Tax Roll	1,696,501
09-01-03	Tax Roll	10,263,000
09-01-04	Tax Roll	10,454,611
09-01-05	Tax Roll	23,166,771
09-01-06	Tax Roll	43,476,483
08-15-07	Tax Roll	47,172,948

#### F. MISCELLANEOUS



## 2007 MELLO-ROOS YEARLY FISCAL STATUS REPORT

<u>Date</u>	<u>Amount(\$)</u>	<u>Issuing Entity, County, Type of Debt, Purpose</u>	<u>Rating(s) Enhancmt</u>	<u>Type of Sale</u>	<u>Role, Participant</u>	<u>Maturity Date/ Type</u>	<u>Interest Rate/ Type</u>
08-07-03	\$14,645,000	Rancho Cucamonga CFD No 2003-01 San Bernardino CDIAC Number: 2003-0675 Limited tax obligation bond Multiple capital improvements, public works IA No 1 Series A	NR	Neg	(BC) Richards Watson (FA) Fieldman Rolapp (TR) Wells Fargo Bank (UW) Stone & Youngberg	09-01-33 Comb	6.531 TIC

### YEARLY FISCAL STATUS REPORT INFORMATION

#### A. FUND BALANCES

<u>Year</u>	<u>Principal Amt Outstanding(\$)</u>	<u>Minimum Bond Reserve(\$)</u>	<u>Bond Reserve Fund(\$)</u>	<u>Capitalized Interest(\$)</u>	<u>Construction Fund(\$)</u>
03/04	14,645,000	1,464,500	1,469,753	468,312	13,157,784
04/05	14,645,000	1,464,500	1,474,455	0	0
05/06	14,645,000	1,464,500	1,483,657	0	1,668,625
06/07	14,645,000	1,464,500	1,469,767	0	1,415,502

#### B. TAX COLLECTION

<u>Taxes Due(\$)</u>	<u>Taxes Unpaid(\$)</u>	<u>Percent</u>	<u>Teeter Plan</u>
0	0	0	No
1,069,045	0	0	No
1,072,094	0	0	No
988,184	2,747	0	No

#### C. DELINQUENT PARCELS

<u>Year</u>	<u>Reporting Date</u>	<u># of Parcels</u>	<u>Total Amount Due(\$)</u>
03/04	06-30-04	0	0
04/05	06-30-05	0	0
05/06	06-30-06	0	0
06/07	06-30-07	1	2,747

#### D. FORECLOSURE

<u># of Parcels</u>	<u>Total Amount of Taxes Due (\$)</u>
0	0
0	0
0	0
0	0

#### E. ASSESSED VALUE OF PARCELS

<u>Reporting Date</u>	<u>Appraisal/ Tax Roll</u>	<u>Assessed Value(\$)</u>
09-01-04	Tax Roll	45,994,000
09-01-05	Tax Roll	55,508,998
09-01-06	Tax Roll	71,775,506
08-15-07	Tax Roll	331,868,981

#### F. MISCELLANEOUS



## 2007 MELLO-ROOS YEARLY FISCAL STATUS REPORT

<u>Date</u>	<u>Amount(\$)</u>	<u>Issuing Entity, County, Type of Debt, Purpose</u>	<u>Rating(s) Enhancmt</u>	<u>Type of Sale</u>	<u>Role, Participant</u>	<u>Maturity Date/ Type</u>	<u>Interest Rate/ Type</u>
08-07-03	\$2,855,000	Rancho Cucamonga CFD No 2003-01 San Bernardino CDIAC Number: 2003-0676 Limited tax obligation bond Multiple capital improvements, public works IA No 2 Series B	NR	Neg	(BC) Richards Watson (FA) Fieldman Rolapp (TR) Wells Fargo Bank (UW) Stone & Youngberg	09-01-33 Comb	6.41 TIC

### YEARLY FISCAL STATUS REPORT INFORMATION

#### A. FUND BALANCES

<u>Year</u>	<u>Principal Amt Outstanding(\$)</u>	<u>Minimum Bond Reserve(\$)</u>	<u>Bond Reserve Fund(\$)</u>	<u>Capitalized Interest(\$)</u>	<u>Construction Fund(\$)</u>
03/04	2,855,000	285,500	286,524	116,308	0
04/05	2,855,000	285,500	287,441	0	0
05/06	2,855,000	285,500	289,234	0	0
06/07	2,855,000	285,500	297,510	0	0

#### B. TAX COLLECTION

<u>Taxes Due(\$)</u>	<u>Taxes Unpaid(\$)</u>	<u>Percent</u>	<u>Teeter Plan</u>
0	0	0	No
193,828	0	0	No
194,059	0	0	No
192,997	0	0	No

#### C. DELINQUENT PARCELS

<u>Year</u>	<u>Reporting Date</u>	<u># of Parcels</u>	<u>Total Amount Due(\$)</u>
03/04	06-30-04	0	0
04/05	06-30-05	0	0
05/06	06-30-06	0	0
06/07	06-30-07	0	0

#### D. FORECLOSURE

<u># of Parcels</u>	<u>Total Amount of Taxes Due (\$)</u>
0	0
0	0
0	0
0	0

#### E. ASSESSED VALUE OF PARCELS

<u>Reporting Date</u>	<u>Appraisal/ Tax Roll</u>	<u>Assessed Value(\$)</u>
09-01-04	Tax Roll	17,555,759
09-01-05	Tax Roll	30,409,942
09-01-06	Tax Roll	49,926,521
08-15-07	Tax Roll	64,981,536

#### F. MISCELLANEOUS



## 2007 MELLO-ROOS YEARLY FISCAL STATUS REPORT

<u>Date</u>	<u>Amount(\$)</u>	<u>Issuing Entity, County, Type of Debt, Purpose</u>	<u>Rating(s) Enhancmt</u>	<u>Type of Sale</u>	<u>Role, Participant</u>	<u>Maturity Date/ Type</u>	<u>Interest Rate/ Type</u>
07-13-06	\$43,545,000	Rancho Cucamonga CFD No 2004-01 San Bernardino CDIAC Number: 2006-0924 Limited tax obligation bond Multiple capital improvements, public works Rancho Etiwanda Estates	NR	Neg	(BC) Best Best & Krieger (FA) Fieldman Rolapp (TR) Wells Fargo Bank (UW) Stone & Youngberg	09-01-36 Comb	5.4 NIC

### YEARLY FISCAL STATUS REPORT INFORMATION

#### A. FUND BALANCES

<u>Year</u>	<u>Principal Amt Outstanding(\$)</u>	<u>Minimum Bond Reserve(\$)</u>	<u>Bond Reserve Fund(\$)</u>	<u>Capitalized Interest(\$)</u>	<u>Construction Fund(\$)</u>
05/06	0	1,875,415	0	0	0
06/07	43,545,000	1,875,415	3,090,571	351	5,576,118

#### B. TAX COLLECTION

<u>Taxes Due(\$)</u>	<u>Taxes Unpaid(\$)</u>	<u>Percent</u>	<u>Teeter Plan</u>
0	0	0	No
2,700,356	9,431	0	No

#### C. DELINQUENT PARCELS

<u>Year</u>	<u>Reporting Date</u>	<u># of Parcels</u>	<u>Total Amount Due(\$)</u>
05/06	06-30-06	0	0
06/07	06-30-07	5	9,431

#### D. FORECLOSURE

<u># of Parcels</u>	<u>Total Amount of Taxes Due (\$)</u>
0	0
0	0

#### E. ASSESSED VALUE OF PARCELS

<u>Reporting Date</u>	<u>Appraisal/ Tax Roll</u>	<u>Assessed Value(\$)</u>
09-01-06	Tax Roll	60,002,311
08-15-07	Tax Roll	174,395,076

#### F. MISCELLANEOUS



## 2007 MELLO-ROOS YEARLY FISCAL STATUS REPORT

<u>Date</u>	<u>Amount(\$)</u>	<u>Issuing Entity, County, Type of Debt, Purpose</u>	<u>Rating(s) Enhancmt</u>	<u>Type of Sale</u>	<u>Role, Participant</u>	<u>Maturity Date/ Type</u>	<u>Interest Rate/ Type</u>
01-25-07	\$5,800,000	Rancho Cucamonga CFD No 2006-01 San Bernardino CDIAC Number: 2007-0054 Limited tax obligation bond Multiple capital improvements, public works Vintner's Grove (City Facs, Cucamonga Vly WD & Inland Emp Util Agy)	NR	Neg	(BC) Best Best & Krieger (FA) Fieldman Rolapp (TR) Wells Fargo Bank (UW) Stone & Youngberg	09-01-37 Comb	5.016 NIC

### YEARLY FISCAL STATUS REPORT INFORMATION

#### A. FUND BALANCES

<u>Year</u>	<u>Principal Amt Outstanding(\$)</u>	<u>Minimum Bond Reserve(\$)</u>	<u>Bond Reserve Fund(\$)</u>	<u>Capitalized Interest(\$)</u>	<u>Construction Fund(\$)</u>
06/07	5,800,000	381,196	389,425	143,770	5,008,288

#### B. TAX COLLECTION

<u>Taxes Due(\$)</u>	<u>Taxes Unpaid(\$)</u>	<u>Percent</u>	<u>Teeter Plan</u>
0	0	0	No

#### C. DELINQUENT PARCELS

<u>Year</u>	<u>Reporting Date</u>	<u># of Parcels</u>	<u>Total Amount Due(\$)</u>
06/07	06-30-07	0	0

#### D. FORECLOSURE

<u># of Parcels</u>	<u>Total Amount of Taxes Due (\$)</u>
0	0

#### E. ASSESSED VALUE OF PARCELS

<u>Reporting Date</u>	<u>Appraisal/ Tax Roll</u>	<u>Assessed Value(\$)</u>
08-15-07	Tax Roll	31,361,293

#### F. MISCELLANEOUS



## 2007 MELLO-ROOS YEARLY FISCAL STATUS REPORT

<u>Date</u>	<u>Amount(\$)</u>	<u>Issuing Entity, County, Type of Debt, Purpose</u>	<u>Rating(s) Enhancmt</u>	<u>Type of Sale</u>	<u>Role, Participant</u>	<u>Maturity Date/ Type</u>	<u>Interest Rate/ Type</u>
01-25-07	\$2,980,000	Rancho Cucamonga CFD No 2006-02 San Bernardino CDIAC Number: 2007-0055 Limited tax obligation bond Multiple capital improvements, public works Amador on Route 66 (City Facs, Cucamonga Vly WD & Inland Emp Util Agy)	NR	Neg	(BC) Best Best & Krieger (FA) Fieldman Rolapp (TR) Wells Fargo Bank (UW) Stone & Youngberg	09-01-37 Comb	5.016 NIC

### YEARLY FISCAL STATUS REPORT INFORMATION

#### A. FUND BALANCES

<u>Year</u>	<u>Principal Amt Outstanding(\$)</u>	<u>Minimum Bond Reserve(\$)</u>	<u>Bond Reserve Fund(\$)</u>	<u>Capitalized Interest(\$)</u>	<u>Construction Fund(\$)</u>
06/07	2,980,000	199,291	1,440,823	73,773	2,473,308

#### B. TAX COLLECTION

<u>Taxes Due(\$)</u>	<u>Taxes Unpaid(\$)</u>	<u>Percent</u>	<u>Teeter Plan</u>
0	0	0	No

#### C. DELINQUENT PARCELS

<u>Year</u>	<u>Reporting Date</u>	<u># of Parcels</u>	<u>Total Amount Due(\$)</u>
06/07	06-30-07	0	0

#### D. FORECLOSURE

<u># of Parcels</u>	<u>Total Amount of Taxes Due (\$)</u>
0	0

#### E. ASSESSED VALUE OF PARCELS

<u>Reporting Date</u>	<u>Appraisal/ Tax Roll</u>	<u>Assessed Value(\$)</u>
08-15-07	Tax Roll	3,257,199

#### F. MISCELLANEOUS





## 2007 MELLO-ROOS YEARLY FISCAL STATUS REPORT

<u>Date</u>	<u>Amount(\$)</u>	<u>Issuing Entity, County, Type of Debt, Purpose</u>	<u>Rating(s) Enhancmt</u>	<u>Type of Sale</u>	<u>Role, Participant</u>	<u>Maturity Date/ Type</u>	<u>Interest Rate/ Type</u>
06-07-94	\$2,920,000	Rancho Cucamonga CFD No 88-2 San Bernardino CDIAC Number: 1994-0229 Limited tax obligation bond Street construction and improvements	NR	Neg	(BC) Brown Diven (FA) Fieldman Rolapp (TR) Bank of America (UW) Stone & Youngberg	09-01-20 Comb	8.307 NIC

### YEARLY FISCAL STATUS REPORT INFORMATION

#### A. FUND BALANCES

<u>Year</u>	<u>Principal Amt Outstanding(\$)</u>	<u>Minimum Bond Reserve(\$)</u>	<u>Bond Reserve Fund(\$)</u>	<u>Capitalized Interest(\$)</u>	<u>Construction Fund(\$)</u>
01/02	2,495,000	0	0	0	0
02/03	2,495,000	0	0	0	0
03/04	2,415,000	0	0	0	0
05/06	2,240,000	0	0	0	0
06/07	2,145,000	0	0	0	0

#### B. TAX COLLECTION

<u>Year</u>	<u>Taxes Due(\$)</u>	<u>Taxes Unpaid(\$)</u>	<u>Percent</u>	<u>Teeter Plan</u>
01/02	283,101	0	0	No
02/03	283,101	9,949	4	No
03/04	283,183	6,407	2	No
05/06	283,183	10,109	4	No
06/07	283,534	14,412	5	No

#### C. DELINQUENT PARCELS

<u>Year</u>	<u>Reporting Date</u>	<u># of Parcels</u>	<u>Total Amount Due(\$)</u>
01/02	09-30-02	2	3,189
02/03	06-30-03	36	16,459
03/04	06-01-04	21	11,223
05/06	06-30-06	33	12,923
06/07	06-30-07	54	18,577

#### D. FORECLOSURE

<u># of Parcels</u>	<u>Total Amount of Taxes Due (\$)</u>
0	0
0	0
0	0
0	0
0	0

#### E. ASSESSED VALUE OF PARCELS

<u>Reporting Date</u>	<u>Appraisal/ Tax Roll</u>	<u>Assessed Value(\$)</u>
08-30-02	Tax Roll	201,605,096
09-30-03	Tax Roll	214,636,873
09-01-04	Tax Roll	228,557,847
09-01-06	Tax Roll	263,134,824
08-15-07	Tax Roll	281,548,375

#### F. MISCELLANEOUS



## 2007 MELLO-ROOS YEARLY FISCAL STATUS REPORT

<u>Date</u>	<u>Amount(\$)</u>	<u>Issuing Entity, County, Type of Debt, Purpose</u>	<u>Rating(s) Enhancmt</u>	<u>Type of Sale</u>	<u>Role, Participant</u>	<u>Maturity Date/ Type</u>	<u>Interest Rate/ Type</u>
03-15-94	\$4,825,000	Rancho Cucamonga CFD No 93-3 San Bernardino CDIAC Number: 1993-1987 Limited tax obligation bond Multiple capital improvements, public works Foothill Marketplace	NR	Neg	(BC) Brown Diven (FA) Fieldman Rolapp (UW) Stone & Youngberg	Comb	6.947 NIC

### YEARLY FISCAL STATUS REPORT INFORMATION

#### A. FUND BALANCES

<u>Year</u>	<u>Principal Amt Outstanding(\$)</u>	<u>Minimum Bond Reserve(\$)</u>	<u>Bond Reserve Fund(\$)</u>	<u>Capitalized Interest(\$)</u>	<u>Construction Fund(\$)</u>
01/02	4,340,000	0	0	0	0
02/03	4,225,000	0	0	0	0
03/04	4,105,000	0	0	0	0
04/05	3,955,000	0	0	0	0
05/06	3,800,000	0	0	0	0
06/07	3,635,000	0	0	0	0

#### B. TAX COLLECTION

<u>Taxes Due(\$)</u>	<u>Taxes Unpaid(\$)</u>	<u>Percent</u>	<u>Teeter Plan</u>
423,886	0	0	No
423,886	0	0	No
423,886	0	0	No
423,886	0	0	No
423,886	0	0	No
423,886	0	0	No

#### C. DELINQUENT PARCELS

<u>Year</u>	<u>Reporting Date</u>	<u># of Parcels</u>	<u>Total Amount Due(\$)</u>
01/02	09-30-02	0	0
02/03	06-30-03	0	0
03/04	06-30-04	0	0
04/05	06-30-05	0	0
05/06	06-30-06	0	0
06/07	06-30-07	0	0

#### D. FORECLOSURE

<u># of Parcels</u>	<u>Total Amount of Taxes Due (\$)</u>
0	0
0	0
0	0
0	0
0	0
0	0

#### E. ASSESSED VALUE OF PARCELS

<u>Reporting Date</u>	<u>Appraisal/ Tax Roll</u>	<u>Assessed Value(\$)</u>
08-30-02	Tax Roll	30,018,581
09-30-03	Tax Roll	30,991,253
09-01-04	Tax Roll	31,569,858
09-01-05	Tax Roll	32,201,256
09-01-06	Tax Roll	53,390,685
08-15-07	Tax Roll	61,526,483

#### F. MISCELLANEOUS



## 2007 MELLO-ROOS YEARLY FISCAL STATUS REPORT

<u>Date</u>	<u>Amount(\$)</u>	<u>Issuing Entity, County, Type of Debt, Purpose</u>	<u>Rating(s) Enhancmt</u>	<u>Type of Sale</u>	<u>Role, Participant</u>	<u>Maturity Date/ Type</u>	<u>Interest Rate/ Type</u>
05-16-01	\$14,140,000	Rancho Etiwanda Public Facilities CFD No 1 San Bernardino CDIAC Number: 2001-0482 Limited tax obligation bond Multiple capital improvements, public works	NR	Neg	(BC) Stradling Yocca (TR) US Bank Corp Trust (UW) Stone & Youngberg	09-01-31 Comb	6.344 NIC

### YEARLY FISCAL STATUS REPORT INFORMATION

#### A. FUND BALANCES

<u>Year</u>	<u>Principal Amt Outstanding(\$)</u>	<u>Minimum Bond Reserve(\$)</u>	<u>Bond Reserve Fund(\$)</u>	<u>Capitalized Interest(\$)</u>	<u>Construction Fund(\$)</u>
01/02	18,940,000	1,526,840	1,540,194	436,437	4,703,480
02/03	18,940,000	1,526,840	1,853,319	0	1,754,248
03/04	18,875,000	1,846,040	1,850,074	0	0
04/05	18,925,000	1,846,040	1,861,711	0	0
05/06	18,735,000	1,846,040	1,871,409	0	0
06/07	18,735,000	1,846,040	1,923,957	0	0

#### B. TAX COLLECTION

<u>Year</u>	<u>Taxes Due(\$)</u>	<u>Taxes Unpaid(\$)</u>	<u>Percent</u>	<u>Teeter Plan</u>
01/02	0	0	0	No
02/03	906,663	11,713	1	No
03/04	1,258,823	60,356	5	No
04/05	1,393,229	52,913	4	No
05/06	1,299,943	62,877	5	No
06/07	1,363,768	93,829	7	No

#### C. DELINQUENT PARCELS

<u>Year</u>	<u>Reporting Date</u>	<u># of Parcels</u>	<u>Total Amount Due(\$)</u>
01/02	04-14-02	0	0
02/03	07-03-03	1	11,713
03/04	07-01-04	37	60,356
04/05	07-01-05	29	52,913
05/06	06-30-06	35	62,877
06/07	07-01-07	65	93,829

#### D. FORECLOSURE

<u># of Parcels</u>	<u>Total Amount of Taxes Due (\$)</u>
0	0
0	0
0	0
0	0
0	0
0	0

#### E. ASSESSED VALUE OF PARCELS

<u>Reporting Date</u>	<u>Appraisal/ Tax Roll</u>	<u>Assessed Value(\$)</u>
07-01-02	Appraisal	2,446,876
07-01-03	Appraisal	45,328,649
07-01-04	Appraisal	203,258,932
07-01-05	Appraisal	326,698,597
01-01-06	Tax Roll	380,122,855
07-01-07	Tax Roll	409,725,858

#### F. MISCELLANEOUS



## 2007 MELLO-ROOS YEARLY FISCAL STATUS REPORT

<u>Date</u>	<u>Amount(\$)</u>	<u>Issuing Entity, County, Type of Debt, Purpose</u>	<u>Rating(s) Enhancmt</u>	<u>Type of Sale</u>	<u>Role, Participant</u>	<u>Maturity Date/ Type</u>	<u>Interest Rate/ Type</u>
08-23-01	\$9,255,000	Redlands CFD No 2001-1 San Bernardino CDIAC Number: 2001-1217 Limited tax obligation bond Multiple capital improvements, public works Northwest Development	NR	Neg	(BC) Orrick Herrington (TR) US Bank Corp Trust (UW) Stone & Youngberg	09-01-26 Comb	6.288 NIC

### YEARLY FISCAL STATUS REPORT INFORMATION

#### A. FUND BALANCES

<u>Year</u>	<u>Principal Amt Outstanding(\$)</u>	<u>Minimum Bond Reserve(\$)</u>	<u>Bond Reserve Fund(\$)</u>	<u>Capitalized Interest(\$)</u>	<u>Construction Fund(\$)</u>
01/02	9,255,000	743,108	769,339	0	109,045
02/03	9,085,000	743,108	755,915	0	110,085
03/04	8,895,000	743,108	755,431	0	254,116
04/05	8,695,000	743,108	766,666	0	257,612
05/06	8,490,000	743,108	778,316	0	50
06/07	8,275,000	743,108	773,172	0	52

#### B. TAX COLLECTION

<u>Taxes Due(\$)</u>	<u>Taxes Unpaid(\$)</u>	<u>Percent</u>	<u>Teeter Plan</u>
603,457	0	0	No
708,351	0	0	No
734,288	0	0	No
747,996	0	0	No
722,769	0	0	No
721,610	0	0	No

#### C. DELINQUENT PARCELS

<u>Year</u>	<u>Reporting Date</u>	<u># of Parcels</u>	<u>Total Amount Due(\$)</u>
01/02	07-08-02	0	0
02/03	07-07-03	0	0
03/04	06-28-04	0	0
04/05	06-29-05	0	0
05/06	06-13-06	0	0
06/07	06-19-07	0	0

#### D. FORECLOSURE

<u># of Parcels</u>	<u>Total Amount of Taxes Due (\$)</u>
0	0
0	0
0	0
0	0
0	0
0	0

#### E. ASSESSED VALUE OF PARCELS

<u>Reporting Date</u>	<u>Appraisal/ Tax Roll</u>	<u>Assessed Value(\$)</u>
06-30-02	Tax Roll	30,320,428
06-30-03	Tax Roll	77,315,916
06-30-04	Tax Roll	74,735,327
07-01-05	Tax Roll	93,635,756
07-01-06	Tax Roll	98,886,893
07-01-07	Tax Roll	191,363,749

#### F. MISCELLANEOUS



## 2007 MELLO-ROOS YEARLY FISCAL STATUS REPORT

<u>Date</u>	<u>Amount(\$)</u>	<u>Issuing Entity, County, Type of Debt, Purpose</u>	<u>Rating(s) Enhancmt</u>	<u>Type of Sale</u>	<u>Role, Participant</u>	<u>Maturity Date/ Type</u>	<u>Interest Rate/ Type</u>
02-19-04	\$9,545,000	Redlands CFD No 2003-1 San Bernardino CDIAC Number: 2004-0041 Limited tax obligation bond Multiple capital improvements, public works Redlands Business Ctr	NR	Neg	(BC) Orrick Herrington (TR) US Bank Natl Assoc (UW) Stone & Youngberg	09-01-33 Comb	5.791 NIC

### YEARLY FISCAL STATUS REPORT INFORMATION

#### A. FUND BALANCES

<u>Year</u>	<u>Principal Amt Outstanding(\$)</u>	<u>Minimum Bond Reserve(\$)</u>	<u>Bond Reserve Fund(\$)</u>	<u>Capitalized Interest(\$)</u>	<u>Construction Fund(\$)</u>
03/04	9,545,000	768,685	768,685	266,613	2,331
04/05	9,545,000	915,421	915,421	0	0
05/06	9,545,000	915,421	915,421	0	0
06/07	9,525,000	915,421	915,421	0	0

#### B. TAX COLLECTION

<u>Taxes Due(\$)</u>	<u>Taxes Unpaid(\$)</u>	<u>Percent</u>	<u>Teeter Plan</u>
0	0	0	No
553,773	0	0	No
484,595	0	0	No
533,175	0	0	No

#### C. DELINQUENT PARCELS

<u>Year</u>	<u>Reporting Date</u>	<u># of Parcels</u>	<u>Total Amount Due(\$)</u>
03/04		0	0
04/05	06-29-05	0	0
05/06	07-13-06	0	0
06/07	06-19-07	0	0

#### D. FORECLOSURE

<u># of Parcels</u>	<u>Total Amount of Taxes Due (\$)</u>
0	0
0	0
0	0
0	0

#### E. ASSESSED VALUE OF PARCELS

<u>Reporting Date</u>	<u>Appraisal/ Tax Roll</u>	<u>Assessed Value(\$)</u>
06-30-04	Tax Roll	47,639,741
07-01-05	Tax Roll	54,468,552
07-01-06	Tax Roll	86,378,757
07-01-07	Tax Roll	125,195,693

#### F. MISCELLANEOUS



## 2007 MELLO-ROOS YEARLY FISCAL STATUS REPORT

<u>Date</u>	<u>Amount(\$)</u>	<u>Issuing Entity, County, Type of Debt, Purpose</u>	<u>Rating(s) Enhancmt</u>	<u>Type of Sale</u>	<u>Role, Participant</u>	<u>Maturity Date/ Type</u>	<u>Interest Rate/ Type</u>
04-19-07	\$14,990,000	Redlands Unified School District CFD No 2001-1 San Bernardino CDIAC Number: 2006-1437 Limited tax obligation bond K-12 school facility Refunding	S:AAA M:Aaa  Ins	Neg	(BC) Bowie Arneson Wiles (FA) CA Financial Service (EN) Ambac (TR) US Bank Natl Assoc (UW) UBS Securities	09-01-37 Comb	4.635 NIC

### YEARLY FISCAL STATUS REPORT INFORMATION

#### A. FUND BALANCES

<u>Year</u>	<u>Principal Amt Outstanding(\$)</u>	<u>Minimum Bond Reserve(\$)</u>	<u>Bond Reserve Fund(\$)</u>	<u>Capitalized Interest(\$)</u>	<u>Construction Fund(\$)</u>
06/07	14,990,000	546,788	547,062	216,204	8,598,690

#### B. TAX COLLECTION

<u>Taxes Due(\$)</u>	<u>Taxes Unpaid(\$)</u>	<u>Percent</u>	<u>Teeter Plan</u>
808,188	27,674	3	No

#### C. DELINQUENT PARCELS

<u>Year</u>	<u>Reporting Date</u>	<u># of Parcels</u>	<u>Total Amount Due(\$)</u>
06/07	07-01-07	42	27,674

#### D. FORECLOSURE

<u># of Parcels</u>	<u>Total Amount of Taxes Due (\$)</u>
0	0

#### E. ASSESSED VALUE OF PARCELS

<u>Reporting Date</u>	<u>Appraisal/ Tax Roll</u>	<u>Assessed Value(\$)</u>
07-01-07	Tax Roll	382,977,491

#### F. MISCELLANEOUS



## 2007 MELLO-ROOS YEARLY FISCAL STATUS REPORT

<u>Date</u>	<u>Amount(\$)</u>	<u>Issuing Entity, County, Type of Debt, Purpose</u>	<u>Rating(s) Enhancmt</u>	<u>Type of Sale</u>	<u>Role, Participant</u>	<u>Maturity Date/ Type</u>	<u>Interest Rate/ Type</u>
07-20-06	\$5,035,000	Rialto CFD No 2006-1 San Bernardino CDIAC Number: 2006-0950 Limited tax obligation bond Multiple capital improvements, public works Elm Park	NR	Neg	(BC) Fulbright & Jaworski (FA) Fieldman Rolapp (TR) US Bank Natl Assoc (UW) Stone & Youngberg	09-01-36 Comb	5.326 NIC

### YEARLY FISCAL STATUS REPORT INFORMATION

#### A. FUND BALANCES

<u>Year</u>	<u>Principal Amt Outstanding(\$)</u>	<u>Minimum Bond Reserve(\$)</u>	<u>Bond Reserve Fund(\$)</u>	<u>Capitalized Interest(\$)</u>	<u>Construction Fund(\$)</u>
06/07	5,035,000	459,298	466,887	0	2,389,186

#### B. TAX COLLECTION

<u>Taxes Due(\$)</u>	<u>Taxes Unpaid(\$)</u>	<u>Percent</u>	<u>Teeter Plan</u>
241,406	0	0	No

#### C. DELINQUENT PARCELS

<u>Year</u>	<u>Reporting Date</u>	<u># of Parcels</u>	<u>Total Amount Due(\$)</u>
06/07	09-06-07	0	0

#### D. FORECLOSURE

<u># of Parcels</u>	<u>Total Amount of Taxes Due (\$)</u>
0	0

#### E. ASSESSED VALUE OF PARCELS

<u>Reporting Date</u>	<u>Appraisal/ Tax Roll</u>	<u>Assessed Value(\$)</u>
07-01-07	Tax Roll	23,861,988

#### F. MISCELLANEOUS



## 2007 MELLO-ROOS YEARLY FISCAL STATUS REPORT

<u>Date</u>	<u>Amount(\$)</u>	<u>Issuing Entity, County, Type of Debt, Purpose</u>	<u>Rating(s) Enhancmt</u>	<u>Type of Sale</u>	<u>Role, Participant</u>	<u>Maturity Date/ Type</u>	<u>Interest Rate/ Type</u>
10-01-96	\$8,880,000	Rialto CFD No 87-1 San Bernardino CDIAC Number: 1998-0003 Limited tax obligation bond Multiple capital improvements, public works Northwest Expansion Refunding	S:AAA M:Aaa  Ins	Neg	(BC) Brown Diven (FA) C M de Crinis (EN) FSA (TR) Union Bank of CA (UW) Miller & Schroeder	09-01-18 Comb	

### YEARLY FISCAL STATUS REPORT INFORMATION

#### A. FUND BALANCES

<u>Year</u>	<u>Principal Amt Outstanding(\$)</u>	<u>Minimum Bond Reserve(\$)</u>	<u>Bond Reserve Fund(\$)</u>	<u>Capitalized Interest(\$)</u>	<u>Construction Fund(\$)</u>	<u>Taxes Due(\$)</u>	<u>Taxes Unpaid(\$)</u>	<u>Percent</u>	<u>Teeter Plan</u>
01/02	7,300,000	703,188	703,243	0	0	737,862	25,949	4	No
02/03	7,300,000	703,188	726,280	0	0	739,506	14,122	2	No
03/04	6,685,000	703,188	726,210	0	0	740,049	47,899	6	No
04/05	6,355,000	703,188	726,343	0	0	727,725	18,518	3	No
05/06	6,355,000	703,188	726,549	0	0	729,222	24,484	3	No
06/07	6,005,000	703,188	726,653	0	0	725,143	50,245	7	No

#### B. TAX COLLECTION

#### C. DELINQUENT PARCELS

<u>Year</u>	<u>Reporting Date</u>	<u># of Parcels</u>	<u>Total Amount Due(\$)</u>	<u># of Parcels</u>	<u>Total Amount of Taxes Due (\$)</u>	<u>Reporting Date</u>	<u>Appraisal/ Tax Roll</u>	<u>Assessed Value(\$)</u>
01/02	05-10-02	115	38,496	0	0	07-10-02	Tax Roll	323,867,968
02/03	08-05-03	58	26,331	0	0	07-01-03	Tax Roll	345,598,195
03/04	06-02-04	186	56,521	0	0	07-01-04	Tax Roll	373,860,833
04/05	09-23-05	74	26,925	0	0	07-01-05	Tax Roll	426,734,081
05/06	10-04-06	94	34,750	0	0	07-01-06	Tax Roll	480,038,573
06/07	09-06-07	177	66,372	6	5,903	07-01-07	Tax Roll	519,193,112

#### D. FORECLOSURE

#### E. ASSESSED VALUE OF PARCELS

#### F. MISCELLANEOUS





## 2007 MELLO-ROOS YEARLY FISCAL STATUS REPORT

<u>Date</u>	<u>Amount(\$)</u>	<u>Issuing Entity, County, Type of Debt, Purpose</u>	<u>Rating(s) Enhancmt</u>	<u>Type of Sale</u>	<u>Role, Participant</u>	<u>Maturity Date/ Type</u>	<u>Interest Rate/ Type</u>
09-24-02	\$23,585,000	San Bernardino County CFD No 2002-1 San Bernardino CDIAC Number: 2002-1547 Limited tax obligation bond Flood control, storm drainage Kaiser Commerce Ctr	NR	Neg	(BC) Orrick Herrington (FA) CSG Advisors (TR) State Street Bank Corp (UW) Stone & Youngberg	09-01-33 Comb	5.874 NIC

### YEARLY FISCAL STATUS REPORT INFORMATION

#### A. FUND BALANCES

<u>Year</u>	<u>Principal Amt Outstanding(\$)</u>	<u>Minimum Bond Reserve(\$)</u>	<u>Bond Reserve Fund(\$)</u>	<u>Capitalized Interest(\$)</u>	<u>Construction Fund(\$)</u>
02/03	23,585,000	2,261,121	2,279,111	832,016	4,880,288
03/04	23,585,000	2,261,121	2,263,621	3,530	0
04/05	23,585,000	2,261,121	2,279,324	0	0
05/06	23,575,000	2,261,121	2,291,734	0	0
06/07	23,535,000	2,261,121	2,305,533	0	0

#### B. TAX COLLECTION

<u>Year</u>	<u>Taxes Due(\$)</u>	<u>Taxes Unpaid(\$)</u>	<u>Percent</u>	<u>Teeter Plan</u>
02/03	0	0	0	No
03/04	1,237,700	0	0	No
04/05	1,369,658	0	0	No
05/06	1,468,899	0	0	No
06/07	1,345,229	0	0	No

#### C. DELINQUENT PARCELS

<u>Year</u>	<u>Reporting Date</u>	<u># of Parcels</u>	<u>Total Amount Due(\$)</u>
02/03		0	0
03/04	06-30-04	0	0
04/05	07-15-05	0	0
05/06	07-12-06	0	0
06/07	08-17-07	0	0

#### D. FORECLOSURE

<u># of Parcels</u>	<u>Total Amount of Taxes Due (\$)</u>
0	0
0	0
0	0
0	0
0	0

#### E. ASSESSED VALUE OF PARCELS

<u>Reporting Date</u>	<u>Appraisal/ Tax Roll</u>	<u>Assessed Value(\$)</u>
06-30-03	Tax Roll	49,016,972
06-30-04	Tax Roll	109,924,985
07-01-05	Tax Roll	165,324,574
07-01-06	Tax Roll	253,541,200
06-30-07	Tax Roll	331,288,330

#### F. MISCELLANEOUS



## 2007 MELLO-ROOS YEARLY FISCAL STATUS REPORT

<u>Date</u>	<u>Amount(\$)</u>	<u>Issuing Entity, County, Type of Debt, Purpose</u>	<u>Rating(s) Enhancmt</u>	<u>Type of Sale</u>	<u>Role, Participant</u>	<u>Maturity Date/ Type</u>	<u>Interest Rate/ Type</u>
05-08-03	\$5,250,000	San Bernardino County CFD No 2003-1 San Bernardino CDIAC Number: 2003-0317 Limited tax obligation bond Multiple capital improvements, public works Citrus Plaza	NR	Neg	(BC) Orrick Herrington (FA) CSG Advisors (TR) US Bank Natl Assoc (UW) Stone & Youngberg	09-01-33 Comb	5.706 NIC

### YEARLY FISCAL STATUS REPORT INFORMATION

#### A. FUND BALANCES

<u>Year</u>	<u>Principal Amt Outstanding(\$)</u>	<u>Minimum Bond Reserve(\$)</u>	<u>Bond Reserve Fund(\$)</u>	<u>Capitalized Interest(\$)</u>	<u>Construction Fund(\$)</u>
02/03	5,250,000	489,499	498,587	444,536	3,866,351
03/04	5,250,000	498,499	500,865	216,498	401,829
04/05	5,250,000	498,499	502,520	0	98,245
05/06	5,245,000	498,499	505,248	0	101,623
06/07	5,235,000	498,499	506,240	0	106,446

#### B. TAX COLLECTION

<u>Taxes Due(\$)</u>	<u>Taxes Unpaid(\$)</u>	<u>Percent</u>	<u>Teeter Plan</u>
0	0	0	No
0	0	0	No
280,593	0	0	No
347,978	0	0	No
345,760	0	0	No

#### C. DELINQUENT PARCELS

<u>Year</u>	<u>Reporting Date</u>	<u># of Parcels</u>	<u>Total Amount Due(\$)</u>
02/03		0	0
03/04		0	0
04/05	07-13-05	0	0
05/06	07-07-06	0	0
06/07	08-17-07	0	0

#### D. FORECLOSURE

<u># of Parcels</u>	<u>Total Amount of Taxes Due (\$)</u>
0	0
0	0
0	0
0	0
0	0

#### E. ASSESSED VALUE OF PARCELS

<u>Reporting Date</u>	<u>Appraisal/ Tax Roll</u>	<u>Assessed Value(\$)</u>
06-30-03	Appraisal	28,290,680
06-30-04	Tax Roll	29,801,235
07-01-05	Tax Roll	30,397,260
07-01-06	Tax Roll	65,359,495
06-30-07	Tax Roll	56,025,194

#### F. MISCELLANEOUS



## 2007 MELLO-ROOS YEARLY FISCAL STATUS REPORT

<u>Date</u>	<u>Amount(\$)</u>	<u>Issuing Entity, County, Type of Debt, Purpose</u>	<u>Rating(s) Enhancmt</u>	<u>Type of Sale</u>	<u>Role, Participant</u>	<u>Maturity Date/ Type</u>	<u>Interest Rate/ Type</u>
12-07-04	\$10,000,000	Snowline Joint Unified School District CFD No 2002-1 San Bernardino CDIAC Number: 2003-2069 Limited tax obligation bond K-12 school facility	NR	Neg	(BC) Best Best & Krieger (FA) Harrell & Co Advisors (TR) US Bank Natl Assoc (UW) UBS Financial Services	09-01-34 Comb	5.245 TIC

### YEARLY FISCAL STATUS REPORT INFORMATION

#### A. FUND BALANCES

<u>Year</u>	<u>Principal Amt Outstanding(\$)</u>	<u>Minimum Bond Reserve(\$)</u>	<u>Bond Reserve Fund(\$)</u>	<u>Capitalized Interest(\$)</u>	<u>Construction Fund(\$)</u>
04/05	10,000,000	895,210	911,841	0	8,809,785
05/06	10,000,000	910,336	943,193	0	1,015,833
06/07	10,000,000	919,829	987,957	0	508,992

#### B. TAX COLLECTION

<u>Taxes Due(\$)</u>	<u>Taxes Unpaid(\$)</u>	<u>Percent</u>	<u>Teeter Plan</u>
412,258	18,758	5	No
625,292	45,272	7	No
679,369	84,799	12	No

#### C. DELINQUENT PARCELS

<u>Year</u>	<u>Reporting Date</u>	<u># of Parcels</u>	<u>Total Amount Due(\$)</u>
04/05	06-30-05	58	18,758
05/06	06-30-06	72	48,086
06/07	06-30-07	122	90,828

#### D. FORECLOSURE

<u># of Parcels</u>	<u>Total Amount of Taxes Due (\$)</u>
0	0
0	0
101	71,220

#### E. ASSESSED VALUE OF PARCELS

<u>Reporting Date</u>	<u>Appraisal/ Tax Roll</u>	<u>Assessed Value(\$)</u>
06-30-05	Appraisal	120,530,578
07-01-06	Tax Roll	187,745,813
07-01-07	Tax Roll	204,560,829

#### F. MISCELLANEOUS



## 2007 MELLO-ROOS YEARLY FISCAL STATUS REPORT

<u>Date</u>	<u>Amount(\$)</u>	<u>Issuing Entity, County, Type of Debt, Purpose</u>	<u>Rating(s) Enhancmt</u>	<u>Type of Sale</u>	<u>Role, Participant</u>	<u>Maturity Date/ Type</u>	<u>Interest Rate/ Type</u>
03-13-07	\$2,235,000	Snowline Joint Unified School District CFD No 2005-3 San Bernardino CDIAC Number: 2006-1227 Limited tax obligation bond Water supply, storage, distribution Richmond American	NR	Neg	(BC) Best Best & Krieger (FA) Harrell & Co Advisors (TR) US Bank Natl Assoc (UW) UBS Securities	09-01-36 Comb	4.782 NIC

### YEARLY FISCAL STATUS REPORT INFORMATION

#### A. FUND BALANCES

<u>Year</u>	<u>Principal Amt Outstanding(\$)</u>	<u>Minimum Bond Reserve(\$)</u>	<u>Bond Reserve Fund(\$)</u>	<u>Capitalized Interest(\$)</u>	<u>Construction Fund(\$)</u>
06/07	2,235,000	148,758	150,007	97,669	1,701,171

#### B. TAX COLLECTION

<u>Taxes Due(\$)</u>	<u>Taxes Unpaid(\$)</u>	<u>Percent</u>	<u>Teeter Plan</u>
0	0	0	No

#### C. DELINQUENT PARCELS

<u>Year</u>	<u>Reporting Date</u>	<u># of Parcels</u>	<u>Total Amount Due(\$)</u>
06/07	06-30-07	0	0

#### D. FORECLOSURE

<u># of Parcels</u>	<u>Total Amount of Taxes Due (\$)</u>
0	0

#### E. ASSESSED VALUE OF PARCELS

<u>Reporting Date</u>	<u>Appraisal/ Tax Roll</u>	<u>Assessed Value(\$)</u>
12-15-06	Appraisal	37,042,000

#### F. MISCELLANEOUS



## 2007 MELLO-ROOS YEARLY FISCAL STATUS REPORT

<u>Date</u>	<u>Amount(\$)</u>	<u>Issuing Entity, County, Type of Debt, Purpose</u>	<u>Rating(s) Enhancmt</u>	<u>Type of Sale</u>	<u>Role, Participant</u>	<u>Maturity Date/ Type</u>	<u>Interest Rate/ Type</u>
12-09-04	\$1,750,000	Upland CFD No 2003-1 San Bernardino CDIAC Number: 2003-1841 Limited tax obligation bond Multiple capital improvements, public works Upland 54	NR	Neg	(BC) Stradling Yocca (FA) Urban Futures (TR) US Bank Natl Assoc (UW) Wedbush Morgan Sec	09-01-34 Comb	5.704 TIC

### YEARLY FISCAL STATUS REPORT INFORMATION

#### A. FUND BALANCES

<u>Year</u>	<u>Principal Amt Outstanding(\$)</u>	<u>Minimum Bond Reserve(\$)</u>	<u>Bond Reserve Fund(\$)</u>	<u>Capitalized Interest(\$)</u>	<u>Construction Fund(\$)</u>
04/05	1,750,000	126,360	127,425	46,182	82,257
05/06	1,750,000	126,720	128,835	0	64,647
06/07	1,730,000	126,720	129,209	0	67,715

#### B. TAX COLLECTION

<u>Year</u>	<u>Taxes Due(\$)</u>	<u>Taxes Unpaid(\$)</u>	<u>Percent</u>	<u>Teeter Plan</u>
04/05	0	0	0	No
05/06	136,495	2,555	2	No
06/07	126,425	6,911	5	No

#### C. DELINQUENT PARCELS

<u>Year</u>	<u>Reporting Date</u>	<u># of Parcels</u>	<u>Total Amount Due(\$)</u>
04/05	06-30-05	0	0
05/06	10-04-06	2	2,555
06/07	09-06-07	3	8,171

#### D. FORECLOSURE

<u># of Parcels</u>	<u>Total Amount of Taxes Due (\$)</u>
0	0
0	0
0	0

#### E. ASSESSED VALUE OF PARCELS

<u>Reporting Date</u>	<u>Appraisal/ Tax Roll</u>	<u>Assessed Value(\$)</u>
01-01-05	Appraisal	9,640,000
07-01-06	Tax Roll	17,228,678
07-01-07	Tax Roll	30,539,891

#### F. MISCELLANEOUS



## 2007 MELLO-ROOS YEARLY FISCAL STATUS REPORT

<u>Date</u>	<u>Amount(\$)</u>	<u>Issuing Entity, County, Type of Debt, Purpose</u>	<u>Rating(s) Enhancmt</u>	<u>Type of Sale</u>	<u>Role, Participant</u>	<u>Maturity Date/ Type</u>	<u>Interest Rate/ Type</u>
04-28-04	\$22,500,000	Upland CFD No 2003-2 San Bernardino CDIAC Number: 2003-1842 Limited tax obligation bond Multiple capital improvements, public works The Colonies at San Antonio IA No 1 Series A	NR	Neg	(BC) Stradling Yocca (FA) Urban Futures (TR) US Bank Natl Assoc (UW) Wedbush Morgan Sec	09-01-34 Comb	6.092 NIC

### YEARLY FISCAL STATUS REPORT INFORMATION

#### A. FUND BALANCES

<u>Year</u>	<u>Principal Amt Outstanding(\$)</u>	<u>Minimum Bond Reserve(\$)</u>	<u>Bond Reserve Fund(\$)</u>	<u>Capitalized Interest(\$)</u>	<u>Construction Fund(\$)</u>
03/04	22,500,000	2,208,988	2,203,579	1,327,812	0
04/05	22,500,000	2,203,024	2,203,581	0	0
05/06	22,500,000	2,227,826	2,203,579	6	3,539,901
06/07	22,500,000	2,248,009	2,221,283	6	170,114

#### B. TAX COLLECTION

<u>Taxes Due(\$)</u>	<u>Taxes Unpaid(\$)</u>	<u>Percent</u>	<u>Teeter Plan</u>
0	0	0	No
426,383	0	0	No
1,355,652	15,485	1	No
1,366,904	74,755	5	No

#### C. DELINQUENT PARCELS

<u>Year</u>	<u>Reporting Date</u>	<u># of Parcels</u>	<u>Total Amount Due(\$)</u>
03/04	06-02-04	0	0
04/05	06-02-05	0	0
05/06	10-04-06	5	15,485
06/07	09-06-07	31	78,899

#### D. FORECLOSURE

<u># of Parcels</u>	<u>Total Amount of Taxes Due (\$)</u>
0	0
0	0
0	0
0	0

#### E. ASSESSED VALUE OF PARCELS

<u>Reporting Date</u>	<u>Appraisal/ Tax Roll</u>	<u>Assessed Value(\$)</u>
07-01-04	Tax Roll	8,830,622
07-01-05	Tax Roll	67,431,670
07-01-06	Tax Roll	209,095,292
07-01-07	Tax Roll	310,169,822

#### F. MISCELLANEOUS



## 2007 MELLO-ROOS YEARLY FISCAL STATUS REPORT

<u>Date</u>	<u>Amount(\$)</u>	<u>Issuing Entity, County, Type of Debt, Purpose</u>	<u>Rating(s) Enhancmt</u>	<u>Type of Sale</u>	<u>Role, Participant</u>	<u>Maturity Date/ Type</u>	<u>Interest Rate/ Type</u>
04-28-04	\$19,650,000	Upland CFD No 2003-2 San Bernardino CDIAC Number: 2003-1843 Limited tax obligation bond Multiple capital improvements, public works The Colonies at San Antonio IA No 2 Series B	NR	Neg	(BC) Stradling Yocca (FA) Urban Futures (TR) US Bank Natl Assoc (UW) Wedbush Morgan Sec	09-01-34 Comb	6.169 NIC

### YEARLY FISCAL STATUS REPORT INFORMATION

#### A. FUND BALANCES

<u>Year</u>	<u>Principal Amt Outstanding(\$)</u>	<u>Minimum Bond Reserve(\$)</u>	<u>Bond Reserve Fund(\$)</u>	<u>Capitalized Interest(\$)</u>	<u>Construction Fund(\$)</u>
03/04	0	0	0	1,699,603	0
04/05	19,650,000	1,550,340	1,550,343	833,811	935,601
05/06	19,650,000	1,550,340	1,550,340	0	1,455,802
06/07	19,525,000	1,550,340	1,550,617	0	1,524,839

#### B. TAX COLLECTION

<u>Year</u>	<u>Taxes Due(\$)</u>	<u>Taxes Unpaid(\$)</u>	<u>Percent</u>	<u>Teeter Plan</u>
03/04	0	0	0	No
04/05	0	0	0	No
05/06	1,115,683	0	0	No
06/07	1,308,509	0	0	No

#### C. DELINQUENT PARCELS

<u>Year</u>	<u>Reporting Date</u>	<u># of Parcels</u>	<u>Total Amount Due(\$)</u>
03/04	06-02-04	0	0
04/05	06-02-05	0	0
05/06	10-04-06	0	0
06/07	09-06-07	0	0

#### D. FORECLOSURE

<u># of Parcels</u>	<u>Total Amount of Taxes Due (\$)</u>
0	0
0	0
0	0
0	0

#### E. ASSESSED VALUE OF PARCELS

<u>Reporting Date</u>	<u>Appraisal/ Tax Roll</u>	<u>Assessed Value(\$)</u>
07-01-04	Tax Roll	11,446,231
07-01-05	Tax Roll	38,444,296
07-01-06	Tax Roll	54,332,386
07-01-07	Tax Roll	92,330,912

#### F. MISCELLANEOUS



## 2007 MELLO-ROOS YEARLY FISCAL STATUS REPORT

<u>Date</u>	<u>Amount(\$)</u>	<u>Issuing Entity, County, Type of Debt, Purpose</u>	<u>Rating(s) Enhancmt</u>	<u>Type of Sale</u>	<u>Role, Participant</u>	<u>Maturity Date/ Type</u>	<u>Interest Rate/ Type</u>
08-29-02	\$2,854,000	Upland Unified School District CFD No 01-1 San Bernardino CDIAC Number: 2002-1468 Limited tax obligation bond K-12 school facility	NR	Neg	(BC) Stradling Yocca (TR) BNY Western Trust (UW) RBC Dain Rauscher	09-01-32 Comb	5.922 NIC

### YEARLY FISCAL STATUS REPORT INFORMATION

#### A. FUND BALANCES

<u>Year</u>	<u>Principal Amt Outstanding(\$)</u>	<u>Minimum Bond Reserve(\$)</u>	<u>Bond Reserve Fund(\$)</u>	<u>Capitalized Interest(\$)</u>	<u>Construction Fund(\$)</u>
02/03	2,854,000	204,188	205,224	0	2,197,503
03/04	2,807,000	204,188	205,386	0	728,600
04/05	2,807,000	204,188	206,294	0	291,677
05/06	2,759,000	204,188	212,504	0	277,236
06/07	2,710,000	204,188	221,622	0	182

#### B. TAX COLLECTION

<u>Year</u>	<u>Taxes Due(\$)</u>	<u>Taxes Unpaid(\$)</u>	<u>Percent</u>	<u>Teeter Plan</u>
02/03	0	0	0	No
03/04	142,242	2,130	1	No
04/05	230,472	7,556	3	No
05/06	211,713	4,859	2	No
06/07	206,796	6,441	3	No

#### C. DELINQUENT PARCELS

<u>Year</u>	<u>Reporting Date</u>	<u># of Parcels</u>	<u>Total Amount Due(\$)</u>
02/03	06-30-03	0	0
03/04	06-30-04	3	2,130
04/05	06-30-05	15	7,556
05/06	06-30-06	10	5,237
06/07	06-30-07	11	7,829

#### D. FORECLOSURE

<u># of Parcels</u>	<u>Total Amount of Taxes Due (\$)</u>
0	0
0	0
0	0
0	0
0	0

#### E. ASSESSED VALUE OF PARCELS

<u>Reporting Date</u>	<u>Appraisal/ Tax Roll</u>	<u>Assessed Value(\$)</u>
06-30-03	Tax Roll	41,511,890
06-30-04	Tax Roll	104,630,697
07-01-05	Tax Roll	152,399,200
07-01-06	Tax Roll	161,740,524
07-01-07	Tax Roll	167,928,159

#### F. MISCELLANEOUS





## 2007 MELLO-ROOS YEARLY FISCAL STATUS REPORT

<u>Date</u>	<u>Amount(\$)</u>	<u>Issuing Entity, County, Type of Debt, Purpose</u>	<u>Rating(s) Enhancmt</u>	<u>Type of Sale</u>	<u>Role, Participant</u>	<u>Maturity Date/ Type</u>	<u>Interest Rate/ Type</u>
11-18-99	\$2,523,000	Upland Unified School District CFD No 99-1 San Bernardino CDIAC Number: 1999-1781 Limited tax obligation bond K-12 school facility	NR	Neg	(BC) Stradling Yocca (TR) US Trust Co of CA (UW) Sutro & Co	09-01-29 Comb	6.514 NIC

### YEARLY FISCAL STATUS REPORT INFORMATION

#### A. FUND BALANCES

<u>Year</u>	<u>Principal Amt Outstanding(\$)</u>	<u>Minimum Bond Reserve(\$)</u>	<u>Bond Reserve Fund(\$)</u>	<u>Capitalized Interest(\$)</u>	<u>Construction Fund(\$)</u>
01/02	2,485,000	196,345	204,483	0	644,244
02/03	2,485,000	196,345	196,783	0	233,321
03/04	2,445,000	196,345	197,116	0	196,025
04/05	2,403,000	196,345	199,246	0	28
05/06	2,359,000	196,345	201,558	0	29
06/07	2,313,000	196,345	210,209	0	0

#### B. TAX COLLECTION

<u>Year</u>	<u>Taxes Due(\$)</u>	<u>Taxes Unpaid(\$)</u>	<u>Percent</u>	<u>Teeter Plan</u>
01/02	213,572	10,363	5	No
02/03	219,064	5,383	2	No
03/04	227,282	5,834	3	No
04/05	189,464	8,620	5	No
05/06	196,270	5,757	3	No
06/07	178,011	5,203	3	No

#### C. DELINQUENT PARCELS

<u>Year</u>	<u>Reporting Date</u>	<u># of Parcels</u>	<u>Total Amount Due(\$)</u>
01/02	07-08-02	11	10,363
02/03	10-06-03	5	7,529
03/04	08-09-04	6	5,834
04/05	06-30-05	11	9,990
05/06	06-30-06	8	8,257
06/07	06-30-07	6	6,944

#### D. FORECLOSURE

<u># of Parcels</u>	<u>Total Amount of Taxes Due (\$)</u>
0	0
0	0
0	0
0	0
0	0
0	0

#### E. ASSESSED VALUE OF PARCELS

<u>Reporting Date</u>	<u>Appraisal/ Tax Roll</u>	<u>Assessed Value(\$)</u>
06-30-02	Tax Roll	53,418,667
06-30-03	Tax Roll	60,943,914
06-30-03	Tax Roll	62,670,337
07-01-05	Tax Roll	66,310,547
07-01-06	Tax Roll	71,702,877
07-01-07	Tax Roll	74,358,299

#### F. MISCELLANEOUS



## 2007 MELLO-ROOS YEARLY FISCAL STATUS REPORT

<u>Date</u>	<u>Amount(\$)</u>	<u>Issuing Entity, County, Type of Debt, Purpose</u>	<u>Rating(s) Enhancmt</u>	<u>Type of Sale</u>	<u>Role, Participant</u>	<u>Maturity Date/ Type</u>	<u>Interest Rate/ Type</u>
12-01-04	\$8,715,000	Victor Elementary School District CFD No 2004-1 San Bernardino CDIAC Number: 2004-1628 Limited tax obligation bond K-12 school facility	NR	Neg	(BC) Rutan & Tucker (TR) Zions First Natl Bk (UW) UBS Financial Services	09-01-34 Comb	5.598 NIC

### YEARLY FISCAL STATUS REPORT INFORMATION

#### A. FUND BALANCES

<u>Year</u>	<u>Principal Amt Outstanding(\$)</u>	<u>Minimum Bond Reserve(\$)</u>	<u>Bond Reserve Fund(\$)</u>	<u>Capitalized Interest(\$)</u>	<u>Construction Fund(\$)</u>
04/05	8,715,000	811,880	812,164	232,794	5,316,251
05/06	8,715,000	811,880	823,109	0	5,559,965
06/07	8,695,000	819,194	832,238	0	1,304,465

#### B. TAX COLLECTION

<u>Taxes Due(\$)</u>	<u>Taxes Unpaid(\$)</u>	<u>Percent</u>	<u>Teeter Plan</u>
66,013	3,273	5	No
545,407	46,793	9	No
593,564	84,414	14	No

#### C. DELINQUENT PARCELS

<u>Year</u>	<u>Reporting Date</u>	<u># of Parcels</u>	<u>Total Amount Due(\$)</u>
04/05	06-30-05	9	3,273
05/06	06-30-06	86	47,108
06/07	06-30-07	146	93,530

#### D. FORECLOSURE

<u># of Parcels</u>	<u>Total Amount of Taxes Due (\$)</u>
0	0
0	0
108	64,850

#### E. ASSESSED VALUE OF PARCELS

<u>Reporting Date</u>	<u>Appraisal/ Tax Roll</u>	<u>Assessed Value(\$)</u>
09-01-04	Appraisal	66,440,000
07-01-06	Tax Roll	242,169,796
07-01-07	Tax Roll	254,873,688

#### F. MISCELLANEOUS



## 2007 MELLO-ROOS YEARLY FISCAL STATUS REPORT

<u>Date</u>	<u>Amount(\$)</u>	<u>Issuing Entity, County, Type of Debt, Purpose</u>	<u>Rating(s) Enhancmt</u>	<u>Type of Sale</u>	<u>Role, Participant</u>	<u>Maturity Date/ Type</u>	<u>Interest Rate/ Type</u>
03-15-07	\$2,870,000	Victor Elementary School District CFD No 2005-2 San Bernardino CDIAC Number: 2007-0070 Limited tax obligation bond K-12 school facility	NR	Neg	(BC) Rutan & Tucker (TR) Zions First Natl Bk (UW) UBS Securities	09-01-36 Comb	4.928 NIC

### YEARLY FISCAL STATUS REPORT INFORMATION

#### A. FUND BALANCES

<u>Year</u>	<u>Principal Amt Outstanding(\$)</u>	<u>Minimum Bond Reserve(\$)</u>	<u>Bond Reserve Fund(\$)</u>	<u>Capitalized Interest(\$)</u>	<u>Construction Fund(\$)</u>
06/07	2,870,000	247,091	249,177	127,229	2,248,108

#### B. TAX COLLECTION

<u>Taxes Due(\$)</u>	<u>Taxes Unpaid(\$)</u>	<u>Percent</u>	<u>Teeter Plan</u>
50,069	9,708	19	No

#### C. DELINQUENT PARCELS

<u>Year</u>	<u>Reporting Date</u>	<u># of Parcels</u>	<u>Total Amount Due(\$)</u>
06/07	06-30-07	24	9,708

#### D. FORECLOSURE

<u># of Parcels</u>	<u>Total Amount of Taxes Due (\$)</u>
0	0

#### E. ASSESSED VALUE OF PARCELS

<u>Reporting Date</u>	<u>Appraisal/ Tax Roll</u>	<u>Assessed Value(\$)</u>
01-29-07	Appraisal	56,730,000

#### F. MISCELLANEOUS



## 2007 MELLO-ROOS YEARLY FISCAL STATUS REPORT

<u>Date</u>	<u>Amount(\$)</u>	<u>Issuing Entity, County, Type of Debt, Purpose</u>	<u>Rating(s) Enhancmt</u>	<u>Type of Sale</u>	<u>Role, Participant</u>	<u>Maturity Date/ Type</u>	<u>Interest Rate/ Type</u>
03-08-07	\$2,155,000	Victor Elementary School District CFD No 2006-2 San Bernardino CDIAC Number: 2007-0110 Limited tax obligation bond K-12 school facility	NR	Neg	(BC) Rutan & Tucker (TR) Zions First Natl Bk (UW) UBS Securities	09-01-36 Comb	4.941 NIC

### YEARLY FISCAL STATUS REPORT INFORMATION

#### A. FUND BALANCES

<u>Year</u>	<u>Principal Amt Outstanding(\$)</u>	<u>Minimum Bond Reserve(\$)</u>	<u>Bond Reserve Fund(\$)</u>	<u>Capitalized Interest(\$)</u>	<u>Construction Fund(\$)</u>
06/07	2,155,000	141,750	142,947	94,367	1,165,977

#### B. TAX COLLECTION

<u>Taxes Due(\$)</u>	<u>Taxes Unpaid(\$)</u>	<u>Percent</u>	<u>Teeter Plan</u>
0	0	0	No

#### C. DELINQUENT PARCELS

<u>Year</u>	<u>Reporting Date</u>	<u># of Parcels</u>	<u>Total Amount Due(\$)</u>
06/07	06-30-07	0	0

#### D. FORECLOSURE

<u># of Parcels</u>	<u>Total Amount of Taxes Due (\$)</u>
0	0

#### E. ASSESSED VALUE OF PARCELS

<u>Reporting Date</u>	<u>Appraisal/ Tax Roll</u>	<u>Assessed Value(\$)</u>
01-15-07	Appraisal	32,400,000

#### F. MISCELLANEOUS



## 2007 MELLO-ROOS YEARLY FISCAL STATUS REPORT

<u>Date</u>	<u>Amount(\$)</u>	<u>Issuing Entity, County, Type of Debt, Purpose</u>	<u>Rating(s) Enhancmt</u>	<u>Type of Sale</u>	<u>Role, Participant</u>	<u>Maturity Date/ Type</u>	<u>Interest Rate/ Type</u>
07-28-05	\$2,970,000	Victor Valley Union High School District CFD No 2003-1 San Bernardino CDIAC Number: 2004-0249 Limited tax obligation bond K-12 school facility	NR	Neg	(BC) Best Best & Krieger (FA) C M de Crinis (TR) US Bank Natl Assoc (UW) UBS Financial Services	09-01-35 Comb	5.089 NIC

### YEARLY FISCAL STATUS REPORT INFORMATION

#### A. FUND BALANCES

<u>Year</u>	<u>Principal Amt Outstanding(\$)</u>	<u>Minimum Bond Reserve(\$)</u>	<u>Bond Reserve Fund(\$)</u>	<u>Capitalized Interest(\$)</u>	<u>Construction Fund(\$)</u>
05/06	2,970,000	0	201,437	0	1,175,558
06/07	2,930,000	195,666	209,585	0	1,043,501

#### B. TAX COLLECTION

<u>Taxes Due(\$)</u>	<u>Taxes Unpaid(\$)</u>	<u>Percent</u>	<u>Teeter Plan</u>
0	0	0	No
295,465	15,008	5	No

#### C. DELINQUENT PARCELS

<u>Year</u>	<u>Reporting Date</u>	<u># of Parcels</u>	<u>Total Amount Due(\$)</u>
05/06	06-30-06	0	0
06/07	07-01-07	23	15,008

#### D. FORECLOSURE

<u># of Parcels</u>	<u>Total Amount of Taxes Due (\$)</u>
0	0
0	0

#### E. ASSESSED VALUE OF PARCELS

<u>Reporting Date</u>	<u>Appraisal/ Tax Roll</u>	<u>Assessed Value(\$)</u>
06-30-06	Tax Roll	0
07-01-07	Tax Roll	96,415,716

#### F. MISCELLANEOUS



## 2007 MELLO-ROOS YEARLY FISCAL STATUS REPORT

<u>Date</u>	<u>Amount(\$)</u>	<u>Issuing Entity, County, Type of Debt, Purpose</u>	<u>Rating(s) Enhancmt</u>	<u>Type of Sale</u>	<u>Role, Participant</u>	<u>Maturity Date/ Type</u>	<u>Interest Rate/ Type</u>
09-17-02	\$1,040,000	Victorville CFD No 01-01 San Bernardino CDIAC Number: 2001-1305 Limited tax obligation bond Flood control, storm drainage	NR	Neg	(BC) McFarlin & Anderson (TR) BNY Western Trust (UW) Stone & Youngberg	09-01-32 Comb	6.023 NIC

### YEARLY FISCAL STATUS REPORT INFORMATION

#### A. FUND BALANCES

<u>Year</u>	<u>Principal Amt Outstanding(\$)</u>	<u>Minimum Bond Reserve(\$)</u>	<u>Bond Reserve Fund(\$)</u>	<u>Capitalized Interest(\$)</u>	<u>Construction Fund(\$)</u>
02/03	1,040,000	77,378	77,734	29,136	282,280
03/04	1,040,000	77,378	77,432	0	282,950
04/05	1,025,000	77,378	77,855	0	286,229
05/06	1,005,000	77,200	81,333	0	302,006
06/07	985,000	77,200	83,154	0	308,767

#### B. TAX COLLECTION

<u>Year</u>	<u>Taxes Due(\$)</u>	<u>Taxes Unpaid(\$)</u>	<u>Percent</u>	<u>Teeter Plan</u>
02/03	51,693	0	0	No
03/04	131,506	0	0	No
04/05	303,125	5,169	2	No
05/06	337,862	10,959	3	No
06/07	346,295	33,266	10	No

#### C. DELINQUENT PARCELS

<u>Year</u>	<u>Reporting Date</u>	<u># of Parcels</u>	<u>Total Amount Due(\$)</u>
02/03	07-01-03	0	0
03/04	07-01-04	40	8,271
04/05	07-01-05	18	5,169
05/06	07-01-06	38	10,959
06/07	07-01-07	102	33,266

#### D. FORECLOSURE

<u># of Parcels</u>	<u>Total Amount of Taxes Due (\$)</u>
0	0
0	0
0	0
0	0
0	0

#### E. ASSESSED VALUE OF PARCELS

<u>Reporting Date</u>	<u>Appraisal/ Tax Roll</u>	<u>Assessed Value(\$)</u>
07-01-03	Tax Roll	43,996,153
07-01-04	Tax Roll	109,330,499
07-01-05	Tax Roll	76,650,915
07-01-06	Tax Roll	232,923,673
07-01-06	Tax Roll	176,650,915

#### F. MISCELLANEOUS



## 2007 MELLO-ROOS YEARLY FISCAL STATUS REPORT

<u>Date</u>	<u>Amount(\$)</u>	<u>Issuing Entity, County, Type of Debt, Purpose</u>	<u>Rating(s) Enhancmt</u>	<u>Type of Sale</u>	<u>Role, Participant</u>	<u>Maturity Date/ Type</u>	<u>Interest Rate/ Type</u>
08-04-05	\$3,245,000	Victorville CFD No 01-01 San Bernardino CDIAC Number: 2005-1069 Limited tax obligation bond Multiple capital improvements, public works Woodside Development	NR	Neg	(BC) McFarlin & Anderson (TR) The Bank of NY Trust Co (UW) Stone & Youngberg	09-01-35 Comb	5.145 TIC

### YEARLY FISCAL STATUS REPORT INFORMATION

#### A. FUND BALANCES

<u>Year</u>	<u>Principal Amt Outstanding(\$)</u>	<u>Minimum Bond Reserve(\$)</u>	<u>Bond Reserve Fund(\$)</u>	<u>Capitalized Interest(\$)</u>	<u>Construction Fund(\$)</u>
05/06	3,245,000	268,732	288,394	0	2,985,167
06/07	3,205,000	268,732	223,822	0	1,003,781

#### B. TAX COLLECTION

<u>Year</u>	<u>Taxes Due(\$)</u>	<u>Taxes Unpaid(\$)</u>	<u>Percent</u>	<u>Teeter Plan</u>
05/06	337,862	10,959	3	No
06/07	346,295	33,266	10	No

#### C. DELINQUENT PARCELS

<u>Year</u>	<u>Reporting Date</u>	<u># of Parcels</u>	<u>Total Amount Due(\$)</u>
05/06	07-01-06	38	10,959
06/07	07-01-07	102	33,266

#### D. FORECLOSURE

<u># of Parcels</u>	<u>Total Amount of Taxes Due (\$)</u>
0	0
0	0

#### E. ASSESSED VALUE OF PARCELS

<u>Reporting Date</u>	<u>Appraisal/ Tax Roll</u>	<u>Assessed Value(\$)</u>
07-01-06	Tax Roll	232,923,673
07-01-06	Tax Roll	176,650,915

#### F. MISCELLANEOUS



## 2007 MELLO-ROOS YEARLY FISCAL STATUS REPORT

<u>Date</u>	<u>Amount(\$)</u>	<u>Issuing Entity, County, Type of Debt, Purpose</u>	<u>Rating(s) Enhancmt</u>	<u>Type of Sale</u>	<u>Role, Participant</u>	<u>Maturity Date/ Type</u>	<u>Interest Rate/ Type</u>
07-28-05	\$7,935,000	Victorville CFD No 90-1 San Bernardino CDIAC Number: 2005-1066 Limited tax obligation bond Multiple capital improvements, public works Western Addition Refunding	NR	Neg	(BC) McFarlin & Anderson (TR) The Bank of NY Trust Co (UW) Stone & Youngberg	09-01-16 Serial	4.526 TIC

### YEARLY FISCAL STATUS REPORT INFORMATION

#### A. FUND BALANCES

<u>Year</u>	<u>Principal Amt Outstanding(\$)</u>	<u>Minimum Bond Reserve(\$)</u>	<u>Bond Reserve Fund(\$)</u>	<u>Capitalized Interest(\$)</u>	<u>Construction Fund(\$)</u>
05/06	7,935,000	793,500	811,761	0	0
06/07	7,360,000	793,500	806,195	0	0

#### B. TAX COLLECTION

<u>Taxes Due(\$)</u>	<u>Taxes Unpaid(\$)</u>	<u>Percent</u>	<u>Teeter Plan</u>
1,081,532	108,689	10	No
1,082,319	112,552	10	No

#### C. DELINQUENT PARCELS

<u>Year</u>	<u>Reporting Date</u>	<u># of Parcels</u>	<u>Total Amount Due(\$)</u>
05/06	07-01-06	452	108,689
06/07	07-01-07	335	112,552

#### D. FORECLOSURE

<u># of Parcels</u>	<u>Total Amount of Taxes Due (\$)</u>
0	0
0	0

#### E. ASSESSED VALUE OF PARCELS

<u>Reporting Date</u>	<u>Appraisal/ Tax Roll</u>	<u>Assessed Value(\$)</u>
07-01-06	Tax Roll	657,058,777
07-01-06	Tax Roll	657,058,777

#### F. MISCELLANEOUS





## 2007 MELLO-ROOS YEARLY FISCAL STATUS REPORT

<u>Date</u>	<u>Amount(\$)</u>	<u>Issuing Entity, County, Type of Debt, Purpose</u>	<u>Rating(s) Enhancmt</u>	<u>Type of Sale</u>	<u>Role, Participant</u>	<u>Maturity Date/ Type</u>	<u>Interest Rate/ Type</u>
03-09-99	\$17,500,000	Yucaipa CFD No 98-1 San Bernardino CDIAC Number: 1999-0104 Limited tax obligation bond Multiple capital improvements, public works Chapman Heights	NR	Neg	(BC) Stradling Yocca (FA) Evensen Dodge (TR) Dai-Ichi Kangyo (UW) US Bancorp Piper	09-01-28 Comb	6.022 NIC

### YEARLY FISCAL STATUS REPORT INFORMATION

#### A. FUND BALANCES

<u>Year</u>	<u>Principal Amt Outstanding(\$)</u>	<u>Minimum Bond Reserve(\$)</u>	<u>Bond Reserve Fund(\$)</u>	<u>Capitalized Interest(\$)</u>	<u>Construction Fund(\$)</u>
01/02	17,090,000	1,351,000	1,471,243	0	3,687,954
02/03	17,090,000	1,470,919	1,470,975	0	0
03/04	16,785,000	2,226,038	2,268,655	0	0
04/05	16,435,000	2,226,038	2,275,087	0	0
05/06	16,435,000	2,226,038	2,282,807	0	0
06/07	16,065,000	2,226,038	2,239,486	0	0

#### B. TAX COLLECTION

<u>Taxes Due(\$)</u>	<u>Taxes Unpaid(\$)</u>	<u>Percent</u>	<u>Teeter Plan</u>
891,374	8,802	1	No
1,618,375	25,969	2	No
2,070,458	178,612	9	No
2,087,281	15,257	1	No
2,087,281	37,472	2	No
2,265,047	98,270	4	No

#### C. DELINQUENT PARCELS

<u>Year</u>	<u>Reporting Date</u>	<u># of Parcels</u>	<u>Total Amount Due(\$)</u>
01/02	05-09-02	24	8,802
02/03	08-05-03	56	26,088
03/04	06-02-04	182	182,410
04/05	09-23-05	20	18,599
05/06	10-04-06	46	39,859
06/07	09-06-07	102	111,337

#### D. FORECLOSURE

<u># of Parcels</u>	<u>Total Amount of Taxes Due (\$)</u>
0	0
0	0
0	0
0	0
0	0
0	0

#### E. ASSESSED VALUE OF PARCELS

<u>Reporting Date</u>	<u>Appraisal/ Tax Roll</u>	<u>Assessed Value(\$)</u>
07-10-02	Tax Roll	89,376,057
07-01-03	Tax Roll	149,237,329
07-01-04	Tax Roll	256,928,047
07-01-05	Tax Roll	430,088,893
07-01-06	Tax Roll	568,201,943
07-01-07	Tax Roll	704,969,569

#### F. MISCELLANEOUS

Reserve Fund, Bond Reserve, Assessed Value, Tax and Delinquent information are all combined for 1999, 2002 & 2003 Series bonds.



## 2007 MELLO-ROOS YEARLY FISCAL STATUS REPORT

<u>Date</u>	<u>Amount(\$)</u>	<u>Issuing Entity, County, Type of Debt, Purpose</u>	<u>Rating(s) Enhancmt</u>	<u>Type of Sale</u>	<u>Role, Participant</u>	<u>Maturity Date/ Type</u>	<u>Interest Rate/ Type</u>
06-13-02	\$5,800,000	Yucaipa CFD No 98-1 San Bernardino CDIAC Number: 2002-1149 Limited tax obligation bond Multiple capital improvements, public works Chapman Heights	NR	Neg	(BC) Stradling Yocca (FA) C M de Crinis (TR) BNY Western Trust (UW) US Bancorp Piper	09-01-29 Comb	6.35 NIC

### YEARLY FISCAL STATUS REPORT INFORMATION

#### A. FUND BALANCES

<u>Year</u>	<u>Principal Amt Outstanding(\$)</u>	<u>Minimum Bond Reserve(\$)</u>	<u>Bond Reserve Fund(\$)</u>	<u>Capitalized Interest(\$)</u>	<u>Construction Fund(\$)</u>
01/02	5,800,000	297,617	297,617	0	5,078,321
02/03	5,800,000	299,694	299,825	0	40,804
03/04	5,735,000	2,226,038	2,268,655	0	0
04/05	5,660,000	2,226,038	2,275,087	0	0
05/06	5,660,000	2,226,038	2,282,807	0	0
06/07	5,585,000	2,226,038	329,016	0	0

#### B. TAX COLLECTION

<u>Taxes Due(\$)</u>	<u>Taxes Unpaid(\$)</u>	<u>Percent</u>	<u>Teeter Plan</u>
891,374	8,802	1	No
1,618,375	25,969	2	No
2,070,458	178,612	9	No
2,087,281	15,257	1	No
2,087,281	37,472	2	No
2,265,047	98,270	4	No

#### C. DELINQUENT PARCELS

<u>Year</u>	<u>Reporting Date</u>	<u># of Parcels</u>	<u>Total Amount Due(\$)</u>
01/02	05-09-02	24	8,802
02/03	08-05-03	56	26,088
03/04	06-02-04	182	182,410
04/05	09-23-05	20	18,599
05/06	10-04-06	46	39,859
06/07	09-06-07	102	111,337

#### D. FORECLOSURE

<u># of Parcels</u>	<u>Total Amount of Taxes Due (\$)</u>
0	0
0	0
0	0
0	0
0	0
0	0

#### E. ASSESSED VALUE OF PARCELS

<u>Reporting Date</u>	<u>Appraisal/ Tax Roll</u>	<u>Assessed Value(\$)</u>
07-10-02	Tax Roll	89,376,057
07-01-03	Tax Roll	149,237,329
07-01-04	Tax Roll	256,928,047
07-01-05	Tax Roll	430,088,893
07-01-06	Tax Roll	568,201,943
07-01-07	Tax Roll	704,969,569

#### F. MISCELLANEOUS

Reserve Fund, Bond Reserve, Assessed Value, Tax and Delinquent information are all combined for 1999, 2002 & 2003 Series bonds.



## 2007 MELLO-ROOS YEARLY FISCAL STATUS REPORT

<u>Date</u>	<u>Amount(\$)</u>	<u>Issuing Entity, County, Type of Debt, Purpose</u>	<u>Rating(s) Enhancmt</u>	<u>Type of Sale</u>	<u>Role, Participant</u>	<u>Maturity Date/ Type</u>	<u>Interest Rate/ Type</u>
07-08-03	\$6,700,000	Yucaipa CFD No 98-1 San Bernardino CDIAC Number: 2003-1302 Limited tax obligation bond Multiple capital improvements, public works Chapman Heights	NR	Neg	(BC) Stradling Yocca (FA) C M de Crinis (TR) BNY Western Trust (UW) US Bancorp Piper	09-01-30 Comb	5.64 NIC

### YEARLY FISCAL STATUS REPORT INFORMATION

#### A. FUND BALANCES

<u>Year</u>	<u>Principal Amt Outstanding(\$)</u>	<u>Minimum Bond Reserve(\$)</u>	<u>Bond Reserve Fund(\$)</u>	<u>Capitalized Interest(\$)</u>	<u>Construction Fund(\$)</u>
03/04	6,640,000	2,226,038	2,268,655	0	0
04/05	6,540,000	2,226,038	2,275,087	0	0
05/06	6,540,000	2,226,038	2,282,807	0	0
06/07	6,435,000	2,226,038	2,239,486	0	0

#### B. TAX COLLECTION

<u>Year</u>	<u>Taxes Due(\$)</u>	<u>Taxes Unpaid(\$)</u>	<u>Percent</u>	<u>Teeter Plan</u>
03/04	2,070,458	178,612	9	No
04/05	2,087,281	15,257	1	No
05/06	2,087,281	37,742	2	No
06/07	2,265,047	98,270	4	No

#### C. DELINQUENT PARCELS

<u>Year</u>	<u>Reporting Date</u>	<u># of Parcels</u>	<u>Total Amount Due(\$)</u>
03/04	06-02-04	182	182,410
04/05	09-23-05	20	18,599
05/06	10-04-06	46	39,859
06/07	09-06-07	102	111,337

#### D. FORECLOSURE

<u># of Parcels</u>	<u>Total Amount of Taxes Due (\$)</u>
0	0
0	0
0	0
0	0

#### E. ASSESSED VALUE OF PARCELS

<u>Reporting Date</u>	<u>Appraisal/ Tax Roll</u>	<u>Assessed Value(\$)</u>
07-01-04	Tax Roll	256,928,047
07-01-05	Tax Roll	430,088,893
07-01-06	Tax Roll	568,201,943
07-01-07	Tax Roll	704,969,569

#### F. MISCELLANEOUS

Reserve Fund, Bond Reserve, Assessed Value, Tax & Delinquent information are all combined for 1999, 2002, and 2003 series bonds.

Reserve Fund, Bond Reserve, Assessed Value, Tax and Delinquent information are all combined for 1999, 2002 & 2003 Series bonds.



## 2007 MELLO-ROOS YEARLY FISCAL STATUS REPORT

<u>Date</u>	<u>Amount(\$)</u>	<u>Issuing Entity, County, Type of Debt, Purpose</u>	<u>Rating(s) Enhancmt</u>	<u>Type of Sale</u>	<u>Role, Participant</u>	<u>Maturity Date/ Type</u>	<u>Interest Rate/ Type</u>
09-09-05	\$1,380,000	Yucaipa-Calimesa Joint Unified School District CFD No 2 San Bernardino CDIAC Number: 2004-1782 Limited tax obligation bond K-12 school facility Wildwood Canyon II	NR	Comp	(BC) Fulbright & Jaworski (FA) Harrell & Co Advisors (TR) The Bank of NY Trust Co (UW) Stone & Youngberg	09-01-36 Comb	5.084 NIC

### YEARLY FISCAL STATUS REPORT INFORMATION

#### A. FUND BALANCES

<u>Year</u>	<u>Principal Amt Outstanding(\$)</u>	<u>Minimum Bond Reserve(\$)</u>	<u>Bond Reserve Fund(\$)</u>	<u>Capitalized Interest(\$)</u>	<u>Construction Fund(\$)</u>
05/06	1,380,000	91,923	94,364	34,477	88
06/07	1,380,000	91,923	98,966	0	67

#### B. TAX COLLECTION

<u>Taxes Due(\$)</u>	<u>Taxes Unpaid(\$)</u>	<u>Percent</u>	<u>Teeter Plan</u>
0	0	0	No
145,012	3,171	2	No

#### C. DELINQUENT PARCELS

<u>Year</u>	<u>Reporting Date</u>	<u># of Parcels</u>	<u>Total Amount Due(\$)</u>
05/06	06-30-06	0	0
06/07	06-30-07	3	3,171

#### D. FORECLOSURE

<u># of Parcels</u>	<u>Total Amount of Taxes Due (\$)</u>
0	0
0	0

#### E. ASSESSED VALUE OF PARCELS

<u>Reporting Date</u>	<u>Appraisal/ Tax Roll</u>	<u>Assessed Value(\$)</u>
01-01-06	Tax Roll	1,664,660
07-01-07	Tax Roll	23,251,613

#### F. MISCELLANEOUS



## 2007 MELLO-ROOS YEARLY FISCAL STATUS REPORT

<u>Date</u>	<u>Amount(\$)</u>	<u>Issuing Entity, County, Type of Debt, Purpose</u>	<u>Rating(s) Enhancmt</u>	<u>Type of Sale</u>	<u>Role, Participant</u>	<u>Maturity Date/ Type</u>	<u>Interest Rate/ Type</u>
06-14-07	\$9,530,000	Borrego Water District CFD No 2007-1 San Diego CDIAC Number: 2007-0630 Limited tax obligation bond Multiple capital improvements, public works Montesoro ID No 1 Refunding	NR	Neg	(BC) Stradling Yocca (TR) US Bank Natl Assoc (UW) Sutter Securities	08-01-32 Comb	5.963 NIC

### YEARLY FISCAL STATUS REPORT INFORMATION

#### A. FUND BALANCES

<u>Year</u>	<u>Principal Amt Outstanding(\$)</u>	<u>Minimum Bond Reserve(\$)</u>	<u>Bond Reserve Fund(\$)</u>	<u>Capitalized Interest(\$)</u>	<u>Construction Fund(\$)</u>
06/07	9,530,000	759,813	759,813	0	0

#### B. TAX COLLECTION

<u>Taxes Due(\$)</u>	<u>Taxes Unpaid(\$)</u>	<u>Percent</u>	<u>Teeter Plan</u>
0	0	0	No

#### C. DELINQUENT PARCELS

<u>Year</u>	<u>Reporting Date</u>	<u># of Parcels</u>	<u>Total Amount Due(\$)</u>
06/07	07-01-07	0	0

#### D. FORECLOSURE

<u># of Parcels</u>	<u>Total Amount of Taxes Due (\$)</u>
0	0

#### E. ASSESSED VALUE OF PARCELS

<u>Reporting Date</u>	<u>Appraisal/ Tax Roll</u>	<u>Assessed Value(\$)</u>
06-30-07	Tax Roll	14,038,106

#### F. MISCELLANEOUS



## 2007 MELLO-ROOS YEARLY FISCAL STATUS REPORT

<u>Date</u>	<u>Amount(\$)</u>	<u>Issuing Entity, County, Type of Debt, Purpose</u>	<u>Rating(s) Enhancmt</u>	<u>Type of Sale</u>	<u>Role, Participant</u>	<u>Maturity Date/ Type</u>	<u>Interest Rate/ Type</u>
05-11-06	\$11,490,000	Carlsbad CFD No 3 San Diego CDIAC Number: 2006-0479 Limited tax obligation bond Multiple capital improvements, public works IA 1	NR	Neg	(BC) Best Best & Krieger (TR) The Bank of NY Trust Co (UW) Stone & Youngberg	09-01-36 Comb	5.328 NIC

### YEARLY FISCAL STATUS REPORT INFORMATION

#### A. FUND BALANCES

<u>Year</u>	<u>Principal Amt Outstanding(\$)</u>	<u>Minimum Bond Reserve(\$)</u>	<u>Bond Reserve Fund(\$)</u>	<u>Capitalized Interest(\$)</u>	<u>Construction Fund(\$)</u>
05/06	11,490,000	777,965	780,035	180,615	10,058,415
06/07	11,490,000	777,965	797,588	10	7,653,783

#### B. TAX COLLECTION

<u>Year</u>	<u>Taxes Due(\$)</u>	<u>Taxes Unpaid(\$)</u>	<u>Percent</u>	<u>Teeter Plan</u>
05/06	0	0	0	No
06/07	769,636	0	0	No

#### C. DELINQUENT PARCELS

<u>Year</u>	<u>Reporting Date</u>	<u># of Parcels</u>	<u>Total Amount Due(\$)</u>
05/06	06-30-06	0	0
06/07	06-30-07	0	0

#### D. FORECLOSURE

<u># of Parcels</u>	<u>Total Amount of Taxes Due (\$)</u>
0	0
0	0

#### E. ASSESSED VALUE OF PARCELS

<u>Reporting Date</u>	<u>Appraisal/ Tax Roll</u>	<u>Assessed Value(\$)</u>
01-01-06	Tax Roll	55,811,579
01-01-07	Tax Roll	123,923,904

#### F. MISCELLANEOUS



## 2007 MELLO-ROOS YEARLY FISCAL STATUS REPORT

<u>Date</u>	<u>Amount(\$)</u>	<u>Issuing Entity, County, Type of Debt, Purpose</u>	<u>Rating(s) Enhancmt</u>	<u>Type of Sale</u>	<u>Role, Participant</u>	<u>Maturity Date/ Type</u>	<u>Interest Rate/ Type</u>
06-16-98	\$12,460,000	Carlsbad Unified School District CFD No 1 San Diego CDIAC Number: 1998-1227 Limited tax obligation bond K-12 school facility AVIARA Refunding	S:AAA M:Aaa  Ins	Neg	(BC) Jones Hall (FA) Municipal Leasing (EN) FSA (TR) Dai-Ichi Kangyo (UW) Fidelity Cap Mkt	09-01-14 Serial	4.596 NIC

### YEARLY FISCAL STATUS REPORT INFORMATION

#### A. FUND BALANCES

<u>Year</u>	<u>Principal Amt Outstanding(\$)</u>	<u>Minimum Bond Reserve(\$)</u>	<u>Bond Reserve Fund(\$)</u>	<u>Capitalized Interest(\$)</u>	<u>Construction Fund(\$)</u>	<u>Taxes Due(\$)</u>	<u>Taxes Unpaid(\$)</u>	<u>Percent</u>	<u>Teeter Plan</u>
01/02	10,260,000	1,246,000	1,278,191	0	0	969,975	20,349	2	No
02/03	9,700,000	1,246,000	1,310,810	0	0	998,414	10,200	1	No
03/04	9,095,000	1,246,000	1,278,311	0	0	1,115,148	19,257	2	No
04/05	8,445,000	1,246,000	1,246,008	0	0	1,119,266	4,045	0	No
05/06	7,750,000	1,246,000	1,278,074	0	0	1,170,483	25,201	2	No
06/07	7,750,000	1,246,000	1,279,518	0	0	1,170,454	5,396	0	No

#### B. TAX COLLECTION

#### C. DELINQUENT PARCELS

<u>Year</u>	<u>Reporting Date</u>	<u># of Parcels</u>	<u>Total Amount Due(\$)</u>	<u># of Parcels</u>	<u>Total Amount of Taxes Due (\$)</u>	<u>Reporting Date</u>	<u>Appraisal/ Tax Roll</u>	<u>Assessed Value(\$)</u>
01/02		706	23,404	0	0		Tax Roll	1,027,632,513
02/03	07-29-03	326	13,605	0	0	07-01-03	Tax Roll	1,112,856,662
03/04	05-03-04	2,263	24,333	0	0	07-01-04	Tax Roll	1,181,356,576
04/05	09-27-05	362	5,732	0	0	07-01-05	Tax Roll	1,225,753,419
05/06	05-16-06	917	27,558	0	0	07-01-06	Tax Roll	1,268,129,574
06/07	10-04-07	373	9,128	0	0	07-01-07	Tax Roll	1,311,011,374

#### D. FORECLOSURE

#### E. ASSESSED VALUE OF PARCELS

#### F. MISCELLANEOUS



## 2007 MELLO-ROOS YEARLY FISCAL STATUS REPORT

<u>Date</u>	<u>Amount(\$)</u>	<u>Issuing Entity, County, Type of Debt, Purpose</u>	<u>Rating(s) Enhancmt</u>	<u>Type of Sale</u>	<u>Role, Participant</u>	<u>Maturity Date/ Type</u>	<u>Interest Rate/ Type</u>
12-17-02	\$39,000,000	Chula Vista CFD No 06-I San Diego CDIAC Number: 2002-2001 Limited tax obligation bond Multiple capital improvements, public works Eastlake-Woods, Vistas & Land Swap IA A	NR	Neg	(BC) Best Best & Krieger (FA) Fieldman Rolapp (TR) US Bank Natl Assoc (UW) Stone & Youngberg	09-01-33 Comb	6.13 TIC

### YEARLY FISCAL STATUS REPORT INFORMATION

#### A. FUND BALANCES

<u>Year</u>	<u>Principal Amt Outstanding(\$)</u>	<u>Minimum Bond Reserve(\$)</u>	<u>Bond Reserve Fund(\$)</u>	<u>Capitalized Interest(\$)</u>	<u>Construction Fund(\$)</u>
02/03	39,000,000	2,838,568	2,856,567	1,595,747	32,034,079
03/04	39,000,000	2,838,568	2,947,717	678	0
04/05	38,420,000	2,838,568	2,883,617	0	10,331,269
05/06	37,825,000	2,838,568	2,978,006	0	7,498,587
06/07	37,210,000	2,838,568	3,077,856	0	6,752,820

#### B. TAX COLLECTION

<u>Year</u>	<u>Taxes Due(\$)</u>	<u>Taxes Unpaid(\$)</u>	<u>Percent</u>	<u>Teeter Plan</u>
02/03	0	0	0	No
03/04	2,969,413	177,449	6	No
04/05	2,660,310	77,452	3	No
05/06	3,204,194	108,927	3	No
06/07	2,910,742	265,433	9	No

#### C. DELINQUENT PARCELS

<u>Year</u>	<u>Reporting Date</u>	<u># of Parcels</u>	<u>Total Amount Due(\$)</u>
02/03	06-30-03	0	0
03/04	05-03-04	99	177,449
04/05	06-30-05	60	77,452
05/06	06-30-06	91	110,495
06/07	06-30-07	224	318,161

#### D. FORECLOSURE

<u># of Parcels</u>	<u>Total Amount of Taxes Due (\$)</u>
0	0
0	0
0	0
0	0
0	0

#### E. ASSESSED VALUE OF PARCELS

<u>Reporting Date</u>	<u>Appraisal/ Tax Roll</u>	<u>Assessed Value(\$)</u>
01-01-03	Tax Roll	177,379,995
01-01-04	Tax Roll	569,004,382
06-30-05	Tax Roll	936,209,147
01-01-06	Tax Roll	1,207,213,986
01-01-07	Tax Roll	1,305,969,106

#### F. MISCELLANEOUS





## 2007 MELLO-ROOS YEARLY FISCAL STATUS REPORT

<u>Date</u>	<u>Amount(\$)</u>	<u>Issuing Entity, County, Type of Debt, Purpose</u>	<u>Rating(s) Enhancmt</u>	<u>Type of Sale</u>	<u>Role, Participant</u>	<u>Maturity Date/ Type</u>	<u>Interest Rate/ Type</u>
06-29-04	\$7,880,000	Chula Vista CFD No 06-I San Diego CDIAC Number: 2004-1236 Limited tax obligation bond Multiple capital improvements, public works Eastlake-Woods/Vistas & Land Swap IA B	NR	Neg	(BC) Best Best & Krieger (FA) Fieldman Rolapp (TR) US Bank Natl Assoc (UW) Stone & Youngberg	09-01-34 Comb	5.918 NIC

### YEARLY FISCAL STATUS REPORT INFORMATION

#### A. FUND BALANCES

<u>Year</u>	<u>Principal Amt Outstanding(\$)</u>	<u>Minimum Bond Reserve(\$)</u>	<u>Bond Reserve Fund(\$)</u>	<u>Capitalized Interest(\$)</u>	<u>Construction Fund(\$)</u>
04/05	7,880,000	562,488	570,259	0	2,451,187
05/06	7,760,000	562,488	589,681	562,488	2,290,383
06/07	7,635,000	561,900	617,476	0	2,375,644

#### B. TAX COLLECTION

<u>Year</u>	<u>Taxes Due(\$)</u>	<u>Taxes Unpaid(\$)</u>	<u>Percent</u>	<u>Teeter Plan</u>
04/05	559,118	0	0	No
05/06	699,860	10,665	2	No
06/07	637,488	41,878	7	No

#### C. DELINQUENT PARCELS

<u>Year</u>	<u>Reporting Date</u>	<u># of Parcels</u>	<u>Total Amount Due(\$)</u>
04/05	06-30-05	0	0
05/06	06-30-06	1	10,665
06/07	06-30-07	43	52,544

#### D. FORECLOSURE

<u># of Parcels</u>	<u>Total Amount of Taxes Due (\$)</u>
0	0
0	0
0	0

#### E. ASSESSED VALUE OF PARCELS

<u>Reporting Date</u>	<u>Appraisal/ Tax Roll</u>	<u>Assessed Value(\$)</u>
06-30-05	Tax Roll	72,175,799
01-01-06	Tax Roll	172,725,539
01-01-07	Tax Roll	230,664,021

#### F. MISCELLANEOUS



## 2007 MELLO-ROOS YEARLY FISCAL STATUS REPORT

<u>Date</u>	<u>Amount(\$)</u>	<u>Issuing Entity, County, Type of Debt, Purpose</u>	<u>Rating(s) Enhancmt</u>	<u>Type of Sale</u>	<u>Role, Participant</u>	<u>Maturity Date/ Type</u>	<u>Interest Rate/ Type</u>
05-20-04	\$28,050,000	Chula Vista CFD No 07-I San Diego CDIAC Number: 2004-0583 Limited tax obligation bond Multiple capital improvements, public works Otay Ranch Village Eleven	NR	Neg	(BC) Best Best & Krieger (FA) Fieldman Rolapp (TR) US Bank Natl Assoc (UW) Stone & Youngberg	09-01-34 Comb	5.739 NIC

### YEARLY FISCAL STATUS REPORT INFORMATION

#### A. FUND BALANCES

<u>Year</u>	<u>Principal Amt Outstanding(\$)</u>	<u>Minimum Bond Reserve(\$)</u>	<u>Bond Reserve Fund(\$)</u>	<u>Capitalized Interest(\$)</u>	<u>Construction Fund(\$)</u>
03/04	28,050,000	1,992,443	1,993,268	943,112	0
04/05	28,050,000	1,992,989	2,019,147	0	16,051,104
05/06	28,050,000	1,992,989	2,103,004	0	2,917,150
06/07	27,580,000	1,992,401	2,215,069	0	1,278,588

#### B. TAX COLLECTION

<u>Year</u>	<u>Taxes Due(\$)</u>	<u>Taxes Unpaid(\$)</u>	<u>Percent</u>	<u>Teeter Plan</u>
03/04	0	0	0	No
04/05	1,019,143	12,848	1	No
05/06	2,344,470	47,403	2	No
06/07	2,066,144	82,719	4	No

#### C. DELINQUENT PARCELS

<u>Year</u>	<u>Reporting Date</u>	<u># of Parcels</u>	<u>Total Amount Due(\$)</u>
03/04		0	0
04/05	06-30-05	8	12,848
05/06	06-30-06	44	47,403
06/07	06-30-07	101	101,981

#### D. FORECLOSURE

<u># of Parcels</u>	<u>Total Amount of Taxes Due (\$)</u>
0	0
0	0
0	0
0	0

#### E. ASSESSED VALUE OF PARCELS

<u>Reporting Date</u>	<u>Appraisal/ Tax Roll</u>	<u>Assessed Value(\$)</u>
01-01-04	Tax Roll	61,294,810
06-30-05	Tax Roll	319,520,939
01-01-06	Appraisal	596,859,846
01-01-07	Tax Roll	920,886,901

#### F. MISCELLANEOUS



## 2007 MELLO-ROOS YEARLY FISCAL STATUS REPORT

<u>Date</u>	<u>Amount(\$)</u>	<u>Issuing Entity, County, Type of Debt, Purpose</u>	<u>Rating(s) Enhancmt</u>	<u>Type of Sale</u>	<u>Role, Participant</u>	<u>Maturity Date/ Type</u>	<u>Interest Rate/ Type</u>
06-20-06	\$16,950,000	Chula Vista CFD No 07-I San Diego CDIAC Number: 2006-0812 Limited tax obligation bond Multiple capital improvements, public works Otay Ranch Village Eleven	NR	Neg	(BC) Best Best & Krieger (FA) Fieldman Rolapp (TR) US Bank Natl Assoc (UW) Stone & Youngberg	09-01-36 Comb	5.177 NIC

### YEARLY FISCAL STATUS REPORT INFORMATION

#### A. FUND BALANCES

<u>Year</u>	<u>Principal Amt Outstanding(\$)</u>	<u>Minimum Bond Reserve(\$)</u>	<u>Bond Reserve Fund(\$)</u>	<u>Capitalized Interest(\$)</u>	<u>Construction Fund(\$)</u>
05/06	16,950,000	1,050,769	1,050,769	166,518	15,149,516
06/07	16,950,000	1,090,487	1,090,487	0	7,593,338

#### B. TAX COLLECTION

<u>Year</u>	<u>Taxes Due(\$)</u>	<u>Taxes Unpaid(\$)</u>	<u>Percent</u>	<u>Teeter Plan</u>
05/06	0	0	0	No
06/07	1,049,319	42,574	4	No

#### C. DELINQUENT PARCELS

<u>Year</u>	<u>Reporting Date</u>	<u># of Parcels</u>	<u>Total Amount Due(\$)</u>
05/06	06-30-06	0	0
06/07	06-30-07	101	42,574

#### D. FORECLOSURE

<u># of Parcels</u>	<u>Total Amount of Taxes Due (\$)</u>
0	0
0	0

#### E. ASSESSED VALUE OF PARCELS

<u>Reporting Date</u>	<u>Appraisal/ Tax Roll</u>	<u>Assessed Value(\$)</u>
01-01-06	Tax Roll	596,859,846
01-01-07	Tax Roll	920,886,901

#### F. MISCELLANEOUS



## 2007 MELLO-ROOS YEARLY FISCAL STATUS REPORT

<u>Date</u>	<u>Amount(\$)</u>	<u>Issuing Entity, County, Type of Debt, Purpose</u>	<u>Rating(s) Enhancmt</u>	<u>Type of Sale</u>	<u>Role, Participant</u>	<u>Maturity Date/ Type</u>	<u>Interest Rate/ Type</u>
10-14-03	\$21,665,000	Chula Vista CFD No 08-I San Diego CDIAC Number: 2003-1811 Limited tax obligation bond Multiple capital improvements, public works Otay Ranch Village Six	NR	Neg	(BC) Best Best & Krieger (FA) Fieldman Rolapp (TR) US Bank Natl Assoc (UW) Stone & Youngberg	09-01-33 Comb	5.898 NIC

### YEARLY FISCAL STATUS REPORT INFORMATION

#### A. FUND BALANCES

<u>Year</u>	<u>Principal Amt Outstanding(\$)</u>	<u>Minimum Bond Reserve(\$)</u>	<u>Bond Reserve Fund(\$)</u>	<u>Capitalized Interest(\$)</u>	<u>Construction Fund(\$)</u>
03/04	21,665,000	1,549,369	1,578,871	590,359	0
04/05	21,665,000	1,549,369	1,603,663	0	12,645,013
05/06	21,295,000	1,549,369	1,668,713	0	8,427,729
06/07	20,915,000	1,548,986	1,739,632	0	6,276,041

#### B. TAX COLLECTION

<u>Year</u>	<u>Taxes Due(\$)</u>	<u>Taxes Unpaid(\$)</u>	<u>Percent</u>	<u>Teeter Plan</u>
03/04	0	0	0	No
04/05	1,566,219	19,147	1	No
05/06	1,786,249	52,775	3	No
06/07	1,624,369	131,976	8	Yes

#### C. DELINQUENT PARCELS

<u>Year</u>	<u>Reporting Date</u>	<u># of Parcels</u>	<u>Total Amount Due(\$)</u>
03/04		0	0
04/05	06-30-05	18	19,147
05/06	06-30-06	52	54,839
06/07	06-30-07	126	158,505

#### D. FORECLOSURE

<u># of Parcels</u>	<u>Total Amount of Taxes Due (\$)</u>
0	0
0	0
0	0
0	0

#### E. ASSESSED VALUE OF PARCELS

<u>Reporting Date</u>	<u>Appraisal/ Tax Roll</u>	<u>Assessed Value(\$)</u>
01-01-04	Tax Roll	118,158,880
06-30-05	Tax Roll	328,470,178
01-01-06	Tax Roll	457,485,343
01-01-07	Tax Roll	524,619,852

#### F. MISCELLANEOUS



## 2007 MELLO-ROOS YEARLY FISCAL STATUS REPORT

<u>Date</u>	<u>Amount(\$)</u>	<u>Issuing Entity, County, Type of Debt, Purpose</u>	<u>Rating(s) Enhancmt</u>	<u>Type of Sale</u>	<u>Role, Participant</u>	<u>Maturity Date/ Type</u>	<u>Interest Rate/ Type</u>
11-18-05	\$22,565,000	Chula Vista CFD No 12-I San Diego CDIAC Number: 2005-1969 Limited tax obligation bond Multiple capital improvements, public works McMillin Otay Ranch Village Seven	NR	Neg	(BC) Best Best & Krieger (FA) Fieldman Rolapp (TR) US Bank Natl Assoc (UW) Stone & Youngberg	09-01-36 Comb	5.201 NIC

### YEARLY FISCAL STATUS REPORT INFORMATION

#### A. FUND BALANCES

<u>Year</u>	<u>Principal Amt Outstanding(\$)</u>	<u>Minimum Bond Reserve(\$)</u>	<u>Bond Reserve Fund(\$)</u>	<u>Capitalized Interest(\$)</u>	<u>Construction Fund(\$)</u>
05/06	22,565,000	1,495,425	1,522,348	578,699	12,710,786
06/07	22,565,000	1,495,425	1,594,020	72	7,347,990

#### B. TAX COLLECTION

<u>Year</u>	<u>Taxes Due(\$)</u>	<u>Taxes Unpaid(\$)</u>	<u>Percent</u>	<u>Teeter Plan</u>
05/06	0	0	0	No
06/07	1,566,331	0	0	No

#### C. DELINQUENT PARCELS

<u>Year</u>	<u>Reporting Date</u>	<u># of Parcels</u>	<u>Total Amount Due(\$)</u>
05/06	06-30-06	0	0
06/07	06-30-07	0	0

#### D. FORECLOSURE

<u># of Parcels</u>	<u>Total Amount of Taxes Due (\$)</u>
0	0
0	0

#### E. ASSESSED VALUE OF PARCELS

<u>Reporting Date</u>	<u>Appraisal/ Tax Roll</u>	<u>Assessed Value(\$)</u>
01-01-06	Tax Roll	942,685
01-01-07	Tax Roll	112,155,002

#### F. MISCELLANEOUS



## 2007 MELLO-ROOS YEARLY FISCAL STATUS REPORT

<u>Date</u>	<u>Amount(\$)</u>	<u>Issuing Entity, County, Type of Debt, Purpose</u>	<u>Rating(s) Enhancmt</u>	<u>Type of Sale</u>	<u>Role, Participant</u>	<u>Maturity Date/ Type</u>	<u>Interest Rate/ Type</u>
05-17-06	\$16,620,000	Chula Vista CFD No 13-I San Diego CDIAC Number: 2006-0557 Limited tax obligation bond Multiple capital improvements, public works Otay Ranch Village Seven	NR	Neg	(BC) Best Best & Krieger (FA) Fieldman Rolapp (TR) US Bank Natl Assoc (UW) Stone & Youngberg	09-01-36 Comb	5.292 NIC

### YEARLY FISCAL STATUS REPORT INFORMATION

#### A. FUND BALANCES

<u>Year</u>	<u>Principal Amt Outstanding(\$)</u>	<u>Minimum Bond Reserve(\$)</u>	<u>Bond Reserve Fund(\$)</u>	<u>Capitalized Interest(\$)</u>	<u>Construction Fund(\$)</u>
05/06	16,620,000	1,115,213	1,117,190	247,790	12,590,250
06/07	16,620,000	1,115,213	1,161,994	12	11,528,459

#### B. TAX COLLECTION

<u>Year</u>	<u>Taxes Due(\$)</u>	<u>Taxes Unpaid(\$)</u>	<u>Percent</u>	<u>Teeter Plan</u>
05/06	0	0	0	No
06/07	1,186,216	0	0	No

#### C. DELINQUENT PARCELS

<u>Year</u>	<u>Reporting Date</u>	<u># of Parcels</u>	<u>Total Amount Due(\$)</u>
05/06	06-30-06	0	0
06/07	06-30-07	0	0

#### D. FORECLOSURE

<u># of Parcels</u>	<u>Total Amount of Taxes Due (\$)</u>
0	0
0	0

#### E. ASSESSED VALUE OF PARCELS

<u>Reporting Date</u>	<u>Appraisal/ Tax Roll</u>	<u>Assessed Value(\$)</u>
01-01-06	Tax Roll	29,920,331
01-01-07	Tax Roll	52,381,809

#### F. MISCELLANEOUS



## 2007 MELLO-ROOS YEARLY FISCAL STATUS REPORT

<u>Date</u>	<u>Amount(\$)</u>	<u>Issuing Entity, County, Type of Debt, Purpose</u>	<u>Rating(s) Enhancmt</u>	<u>Type of Sale</u>	<u>Role, Participant</u>	<u>Maturity Date/ Type</u>	<u>Interest Rate/ Type</u>
08-02-05	\$7,560,000	Chula Vista CFD No 2000-1 San Diego CDIAC Number: 2005-1379 Limited tax obligation bond Multiple capital improvements, public works Sunbow II - Villages 5 thru 10 Federally Taxable Refunding	NR	Neg	(BC) Best Best & Krieger (FA) Fieldman Rolapp (TR) US Bank Natl Assoc (UW) Chula Vista PFA	09-01-30 Comb	4.358 TIC

### YEARLY FISCAL STATUS REPORT INFORMATION

#### A. FUND BALANCES

<u>Year</u>	<u>Principal Amt Outstanding(\$)</u>	<u>Minimum Bond Reserve(\$)</u>	<u>Bond Reserve Fund(\$)</u>	<u>Capitalized Interest(\$)</u>	<u>Construction Fund(\$)</u>
05/06	7,560,000	492,469	501,832	0	0
06/07	7,395,000	492,469	528,473	0	0

#### B. TAX COLLECTION

<u>Taxes Due(\$)</u>	<u>Taxes Unpaid(\$)</u>	<u>Percent</u>	<u>Teeter Plan</u>
634,696	4,433	1	No
576,927	24,371	4	No

#### C. DELINQUENT PARCELS

<u>Year</u>	<u>Reporting Date</u>	<u># of Parcels</u>	<u>Total Amount Due(\$)</u>
05/06		0	0
06/07	06-30-07	38	26,818

#### D. FORECLOSURE

<u># of Parcels</u>	<u>Total Amount of Taxes Due (\$)</u>
0	0
0	0

#### E. ASSESSED VALUE OF PARCELS

<u>Reporting Date</u>	<u>Appraisal/ Tax Roll</u>	<u>Assessed Value(\$)</u>
01-01-07	Tax Roll	267,831,217

#### F. MISCELLANEOUS



## 2007 MELLO-ROOS YEARLY FISCAL STATUS REPORT

<u>Date</u>	<u>Amount(\$)</u>	<u>Issuing Entity, County, Type of Debt, Purpose</u>	<u>Rating(s) Enhancmt</u>	<u>Type of Sale</u>	<u>Role, Participant</u>	<u>Maturity Date/ Type</u>	<u>Interest Rate/ Type</u>
08-02-05	\$15,505,000	Chula Vista CFD No 2001-1 San Diego CDIAC Number: 2005-1380 Limited tax obligation bond Multiple capital improvements, public works San Miguel Ranch IA A Federally Taxable Refunding	NR	Neg	(BC) Best Best & Krieger (FA) Fieldman Rolapp (TR) US Bank Natl Assoc (UW) Chula Vista PFA	09-01-32 Comb	4.405 TIC

### YEARLY FISCAL STATUS REPORT INFORMATION

#### A. FUND BALANCES

<u>Year</u>	<u>Principal Amt Outstanding(\$)</u>	<u>Minimum Bond Reserve(\$)</u>	<u>Bond Reserve Fund(\$)</u>	<u>Capitalized Interest(\$)</u>	<u>Construction Fund(\$)</u>
05/06	15,505,000	967,129	985,518	0	0
06/07	15,210,000	967,129	1,037,836	0	5,054,491

#### B. TAX COLLECTION

<u>Taxes Due(\$)</u>	<u>Taxes Unpaid(\$)</u>	<u>Percent</u>	<u>Teeter Plan</u>
1,175,813	135,454	12	No
1,067,965	62,292	6	No

#### C. DELINQUENT PARCELS

<u>Year</u>	<u>Reporting Date</u>	<u># of Parcels</u>	<u>Total Amount Due(\$)</u>
05/06		0	0
06/07	06-30-07	79	176,680

#### D. FORECLOSURE

<u># of Parcels</u>	<u>Total Amount of Taxes Due (\$)</u>
0	0
0	0

#### E. ASSESSED VALUE OF PARCELS

<u>Reporting Date</u>	<u>Appraisal/ Tax Roll</u>	<u>Assessed Value(\$)</u>
06-30-07	Tax Roll	510,790,597

#### F. MISCELLANEOUS





## 2007 MELLO-ROOS YEARLY FISCAL STATUS REPORT

<u>Date</u>	<u>Amount(\$)</u>	<u>Issuing Entity, County, Type of Debt, Purpose</u>	<u>Rating(s) Enhancmt</u>	<u>Type of Sale</u>	<u>Role, Participant</u>	<u>Maturity Date/ Type</u>	<u>Interest Rate/ Type</u>
12-21-05	\$12,230,000	Chula Vista CFD No 2001-1 San Diego CDIAC Number: 2005-2030 Limited tax obligation bond Multiple capital improvements, public works San Miguel Ranch IA B	NR	Neg	(BC) Best Best & Krieger (FA) Fieldman Rolapp (TR) US Bank Natl Assoc (UW) Stone & Youngberg	09-01-36 Comb	5.46 TIC

### YEARLY FISCAL STATUS REPORT INFORMATION

#### A. FUND BALANCES

<u>Year</u>	<u>Principal Amt Outstanding(\$)</u>	<u>Minimum Bond Reserve(\$)</u>	<u>Bond Reserve Fund(\$)</u>	<u>Capitalized Interest(\$)</u>	<u>Construction Fund(\$)</u>
05/06	12,230,000	831,405	845,149	327,264	8,837,691
06/07	12,230,000	831,405	884,938	3,268	8,135,390

#### B. TAX COLLECTION

<u>Year</u>	<u>Taxes Due(\$)</u>	<u>Taxes Unpaid(\$)</u>	<u>Percent</u>	<u>Teeter Plan</u>
05/06	0	0	0	No
06/07	903,068	0	0	No

#### C. DELINQUENT PARCELS

<u>Year</u>	<u>Reporting Date</u>	<u># of Parcels</u>	<u>Total Amount Due(\$)</u>
05/06	06-30-06	0	0
06/07	06-30-07	0	0

#### D. FORECLOSURE

<u># of Parcels</u>	<u>Total Amount of Taxes Due (\$)</u>
0	0
0	0

#### E. ASSESSED VALUE OF PARCELS

<u>Reporting Date</u>	<u>Appraisal/ Tax Roll</u>	<u>Assessed Value(\$)</u>
01-01-06	Tax Roll	91,238,998
01-01-07	Tax Roll	146,307,016

#### F. MISCELLANEOUS



## 2007 MELLO-ROOS YEARLY FISCAL STATUS REPORT

<u>Date</u>	<u>Amount(\$)</u>	<u>Issuing Entity, County, Type of Debt, Purpose</u>	<u>Rating(s) Enhancmt</u>	<u>Type of Sale</u>	<u>Role, Participant</u>	<u>Maturity Date/ Type</u>	<u>Interest Rate/ Type</u>
07-10-03	\$10,250,000	Chula Vista CFD No 2001-2 San Diego CDIAC Number: 2003-1298 Limited tax obligation bond Multiple capital improvements, public works McMillin-Otay Ranch-Village Six	NR	Neg	(BC) Best Best & Krieger (FA) Fieldman Rolapp (TR) US Bank Natl Assoc (UW) Stone & Youngberg	09-01-33 Comb	5.643 NIC

### YEARLY FISCAL STATUS REPORT INFORMATION

#### A. FUND BALANCES

<u>Year</u>	<u>Principal Amt Outstanding(\$)</u>	<u>Minimum Bond Reserve(\$)</u>	<u>Bond Reserve Fund(\$)</u>	<u>Capitalized Interest(\$)</u>	<u>Construction Fund(\$)</u>
03/04	10,250,000	711,678	725,244	0	0
04/05	10,150,000	711,678	735,539	0	935,824
05/06	9,975,000	711,678	765,061	0	552,462
06/07	9,795,000	711,678	797,808	0	517,050

#### B. TAX COLLECTION

<u>Year</u>	<u>Taxes Due(\$)</u>	<u>Taxes Unpaid(\$)</u>	<u>Percent</u>	<u>Teeter Plan</u>
03/04	634,648	632	0	No
04/05	725,754	24,518	3	No
05/06	862,097	35,062	4	No
06/07	783,865	57,773	7	No

#### C. DELINQUENT PARCELS

<u>Year</u>	<u>Reporting Date</u>	<u># of Parcels</u>	<u>Total Amount Due(\$)</u>
03/04	05-03-04	2	632
04/05	06-30-05	28	24,518
05/06	06-30-06	31	36,432
06/07	06-30-07	60	74,591

#### D. FORECLOSURE

<u># of Parcels</u>	<u>Total Amount of Taxes Due (\$)</u>
0	0
0	0
0	0
0	0

#### E. ASSESSED VALUE OF PARCELS

<u>Reporting Date</u>	<u>Appraisal/ Tax Roll</u>	<u>Assessed Value(\$)</u>
01-01-04	Tax Roll	84,959,795
06-30-05	Tax Roll	267,883,069
01-01-06	Tax Roll	397,624,488
01-01-07	Tax Roll	416,338,739

#### F. MISCELLANEOUS



## 2007 MELLO-ROOS YEARLY FISCAL STATUS REPORT

<u>Date</u>	<u>Amount(\$)</u>	<u>Issuing Entity, County, Type of Debt, Purpose</u>	<u>Rating(s) Enhancmt</u>	<u>Type of Sale</u>	<u>Role, Participant</u>	<u>Maturity Date/ Type</u>	<u>Interest Rate/ Type</u>
08-02-05	\$12,010,000	Chula Vista CFD No 97-3 San Diego CDIAC Number: 2005-1377 Limited tax obligation bond Multiple capital improvements, public works Otay Ranch McMillin Spa One Federally Taxable Refunding	NR	Neg	(BC) Best Best & Krieger (FA) Fieldman Rolapp (TR) US Bank Natl Assoc (UW) Chula Vista PFA	09-01-29 Comb	4.329 TIC

### YEARLY FISCAL STATUS REPORT INFORMATION

#### A. FUND BALANCES

<u>Year</u>	<u>Principal Amt Outstanding(\$)</u>	<u>Minimum Bond Reserve(\$)</u>	<u>Bond Reserve Fund(\$)</u>	<u>Capitalized Interest(\$)</u>	<u>Construction Fund(\$)</u>
05/06	12,010,000	797,262	812,421	0	0
06/07	11,725,000	797,262	855,550	0	191,868

#### B. TAX COLLECTION

<u>Taxes Due(\$)</u>	<u>Taxes Unpaid(\$)</u>	<u>Percent</u>	<u>Teeter Plan</u>
981,266	14,736	2	No
893,850	46,365	5	No

#### C. DELINQUENT PARCELS

<u>Year</u>	<u>Reporting Date</u>	<u># of Parcels</u>	<u>Total Amount Due(\$)</u>
05/06		0	0
06/07	06-30-07	86	53,606

#### D. FORECLOSURE

<u># of Parcels</u>	<u>Total Amount of Taxes Due (\$)</u>
0	0
0	0

#### E. ASSESSED VALUE OF PARCELS

<u>Reporting Date</u>	<u>Appraisal/ Tax Roll</u>	<u>Assessed Value(\$)</u>
01-01-07	Tax Roll	490,194,198

#### F. MISCELLANEOUS



## 2007 MELLO-ROOS YEARLY FISCAL STATUS REPORT

<u>Date</u>	<u>Amount(\$)</u>	<u>Issuing Entity, County, Type of Debt, Purpose</u>	<u>Rating(s) Enhancmt</u>	<u>Type of Sale</u>	<u>Role, Participant</u>	<u>Maturity Date/ Type</u>	<u>Interest Rate/ Type</u>
08-02-05	\$44,875,000	Chula Vista CFD No 99-1 San Diego CDIAC Number: 2005-1378 Limited tax obligation bond Multiple capital improvements, public works Otay Ranch Spa One - Village 1, 5, & 1 West Federally Taxable Refunding	NR	Neg	(BC) Best Best & Krieger (FA) Fieldman Rolapp (TR) US Bank Natl Assoc (UW) Chula Vista PFA	09-01-31 Comb	4.386 TIC

### YEARLY FISCAL STATUS REPORT INFORMATION

#### A. FUND BALANCES

<u>Year</u>	<u>Principal Amt Outstanding(\$)</u>	<u>Minimum Bond Reserve(\$)</u>	<u>Bond Reserve Fund(\$)</u>	<u>Capitalized Interest(\$)</u>	<u>Construction Fund(\$)</u>
05/06	44,875,000	3,002,258	3,059,342	0	0
06/07	43,975,000	3,002,258	3,221,752	0	236,541

#### B. TAX COLLECTION

<u>Taxes Due(\$)</u>	<u>Taxes Unpaid(\$)</u>	<u>Percent</u>	<u>Teeter Plan</u>
3,288,057	93,550	3	No
2,992,002	184,343	6	No

#### C. DELINQUENT PARCELS

<u>Year</u>	<u>Reporting Date</u>	<u># of Parcels</u>	<u>Total Amount Due(\$)</u>
05/06		0	0
06/07	06-30-07	254	224,519

#### D. FORECLOSURE

<u># of Parcels</u>	<u>Total Amount of Taxes Due (\$)</u>
0	0
0	0

#### E. ASSESSED VALUE OF PARCELS

<u>Reporting Date</u>	<u>Appraisal/ Tax Roll</u>	<u>Assessed Value(\$)</u>
01-01-07	Tax Roll	1,771,241,825

#### F. MISCELLANEOUS



## 2007 MELLO-ROOS YEARLY FISCAL STATUS REPORT

<u>Date</u>	<u>Amount(\$)</u>	<u>Issuing Entity, County, Type of Debt, Purpose</u>	<u>Rating(s) Enhancmt</u>	<u>Type of Sale</u>	<u>Role, Participant</u>	<u>Maturity Date/ Type</u>	<u>Interest Rate/ Type</u>
06-14-07	\$19,955,000	Del Mar Union School District CFD No 95-1 San Diego CDIAC Number: 2007-0453 Limited tax obligation bond K-12 school facility Ocean Air Refunding	S:AAA  F:AAA  Ins	Neg	(BC) Bowie Arneson Wiles (EN) Ambac (TR) Union Bank of CA (UW) Stone & Youngberg	09-01-36 Comb	4.797 NIC

### YEARLY FISCAL STATUS REPORT INFORMATION

#### A. FUND BALANCES

<u>Year</u>	<u>Principal Amt Outstanding(\$)</u>	<u>Minimum Bond Reserve(\$)</u>	<u>Bond Reserve Fund(\$)</u>	<u>Capitalized Interest(\$)</u>	<u>Construction Fund(\$)</u>
06/07	19,995,000	1,312,160	0	0	0

#### B. TAX COLLECTION

<u>Taxes Due(\$)</u>	<u>Taxes Unpaid(\$)</u>	<u>Percent</u>	<u>Teeter Plan</u>
1,473,018	14,710	1	No

#### C. DELINQUENT PARCELS

<u>Year</u>	<u>Reporting Date</u>	<u># of Parcels</u>	<u>Total Amount Due(\$)</u>
06/07	06-30-07	25	17,751

#### D. FORECLOSURE

<u># of Parcels</u>	<u>Total Amount of Taxes Due (\$)</u>
0	0

#### E. ASSESSED VALUE OF PARCELS

<u>Reporting Date</u>	<u>Appraisal/ Tax Roll</u>	<u>Assessed Value(\$)</u>
07-01-07	Tax Roll	2,339,392,419

#### F. MISCELLANEOUS

The Bond Reserve Fund is insured by a Surety Bond.



## 2007 MELLO-ROOS YEARLY FISCAL STATUS REPORT

<u>Date</u>	<u>Amount(\$)</u>	<u>Issuing Entity, County, Type of Debt, Purpose</u>	<u>Rating(s) Enhancmt</u>	<u>Type of Sale</u>	<u>Role, Participant</u>	<u>Maturity Date/ Type</u>	<u>Interest Rate/ Type</u>
10-09-03	\$10,620,000	Del Mar Union School District CFD No 99-1 San Diego CDIAC Number: 2003-1543 Limited tax obligation bond K-12 school facility	NR	Neg	(BC) Bowie Arneson Wiles (TR) Union Bank of CA (UW) Stone & Youngberg	09-01-38 Comb	5.845 NIC

### YEARLY FISCAL STATUS REPORT INFORMATION

#### A. FUND BALANCES

<u>Year</u>	<u>Principal Amt Outstanding(\$)</u>	<u>Minimum Bond Reserve(\$)</u>	<u>Bond Reserve Fund(\$)</u>	<u>Capitalized Interest(\$)</u>	<u>Construction Fund(\$)</u>
03/04	10,620,000	714,656	717,231	289,377	7,450,547
04/05	10,620,000	714,656	724,015	0	865
05/06	10,485,000	714,656	750,150	0	1
06/07	10,350,000	714,656	729,445	0	0

#### B. TAX COLLECTION

<u>Year</u>	<u>Taxes Due(\$)</u>	<u>Taxes Unpaid(\$)</u>	<u>Percent</u>	<u>Teeter Plan</u>
03/04	124,186	0	0	No
04/05	741,012	7,401	1	No
05/06	768,350	10,449	1	No
06/07	764,985	15,164	2	No

#### C. DELINQUENT PARCELS

<u>Year</u>	<u>Reporting Date</u>	<u># of Parcels</u>	<u>Total Amount Due(\$)</u>
03/04	09-14-04	0	0
04/05	06-30-05	6	7,401
05/06	06-30-06	12	10,449
06/07	06-30-07	19	15,918

#### D. FORECLOSURE

<u># of Parcels</u>	<u>Total Amount of Taxes Due (\$)</u>
0	0
0	0
0	0
0	0

#### E. ASSESSED VALUE OF PARCELS

<u>Reporting Date</u>	<u>Appraisal/ Tax Roll</u>	<u>Assessed Value(\$)</u>
06-30-04	Tax Roll	164,844,793
07-01-05	Tax Roll	279,406,374
07-01-06	Tax Roll	367,510,627
07-01-07	Tax Roll	493,627,644

#### F. MISCELLANEOUS



## 2007 MELLO-ROOS YEARLY FISCAL STATUS REPORT

<u>Date</u>	<u>Amount(\$)</u>	<u>Issuing Entity, County, Type of Debt, Purpose</u>	<u>Rating(s) Enhancmt</u>	<u>Type of Sale</u>	<u>Role, Participant</u>	<u>Maturity Date/ Type</u>	<u>Interest Rate/ Type</u>
01-27-04	\$43,495,000	Encinitas CFD No 1 San Diego CDIAC Number: 2004-0011 Limited tax obligation bond Multiple capital improvements, public works Encinitas Ranch Pub Imp Refunding	S:AAA/BBB+     Ins	Neg	(BC) Best Best & Krieger (FA) Fieldman Rolapp (EN) Ambac (TR) US Bank Natl Assoc (UW) Stone & Youngberg	09-01-30 Comb	4.483 TIC

### YEARLY FISCAL STATUS REPORT INFORMATION

#### A. FUND BALANCES

<u>Year</u>	<u>Principal Amt Outstanding(\$)</u>	<u>Minimum Bond Reserve(\$)</u>	<u>Bond Reserve Fund(\$)</u>	<u>Capitalized Interest(\$)</u>	<u>Construction Fund(\$)</u>
03/04	43,495,000	2,794,074	2,794,074	0	0
04/05	42,765,000	2,794,074	2,794,098	0	0
05/06	41,905,000	2,794,074	2,794,074	0	0
06/07	41,030,000	2,794,074	2,794,074	0	0

#### B. TAX COLLECTION

<u>Taxes Due(\$)</u>	<u>Taxes Unpaid(\$)</u>	<u>Percent</u>	<u>Teeter Plan</u>
2,473,662	76,795	3	No
2,158,350	20,917	1	No
2,105,510	31,035	1	No
2,116,268	49,310	2	No

#### C. DELINQUENT PARCELS

<u>Year</u>	<u>Reporting Date</u>	<u># of Parcels</u>	<u>Total Amount Due(\$)</u>
03/04	06-30-04	14	76,795
04/05	06-30-05	15	20,917
05/06	06-30-06	15	31,035
06/07	06-30-07	30	49,310

#### D. FORECLOSURE

<u># of Parcels</u>	<u>Total Amount of Taxes Due (\$)</u>
0	0
0	0
0	0
0	0

#### E. ASSESSED VALUE OF PARCELS

<u>Reporting Date</u>	<u>Appraisal/ Tax Roll</u>	<u>Assessed Value(\$)</u>
01-01-04	Tax Roll	605,155,466
01-01-05	Tax Roll	678,844,426
01-01-06	Tax Roll	730,802,456
01-01-07	Tax Roll	759,598,964

#### F. MISCELLANEOUS



## 2007 MELLO-ROOS YEARLY FISCAL STATUS REPORT

<u>Date</u>	<u>Amount(\$)</u>	<u>Issuing Entity, County, Type of Debt, Purpose</u>	<u>Rating(s) Enhancmt</u>	<u>Type of Sale</u>	<u>Role, Participant</u>	<u>Maturity Date/ Type</u>	<u>Interest Rate/ Type</u>
10-16-01	\$3,085,000	Escondido CFD No 2000-01 San Diego CDIAC Number: 2000-1818 Limited tax obligation bond Multiple capital improvements, public works Hidden Trails	NR	Neg	(BC) Best Best & Krieger (TR) BNY Western Trust (UW) Stone & Youngberg	09-01-31 Comb	6.225 NIC

### YEARLY FISCAL STATUS REPORT INFORMATION

#### A. FUND BALANCES

<u>Year</u>	<u>Principal Amt Outstanding(\$)</u>	<u>Minimum Bond Reserve(\$)</u>	<u>Bond Reserve Fund(\$)</u>	<u>Capitalized Interest(\$)</u>	<u>Construction Fund(\$)</u>
01/02	3,085,000	230,950	0	0	2,432,106
02/03	3,085,000	230,950	231,405	0	1,220,355
03/04	3,040,000	230,950	231,919	0	0
04/05	2,995,000	230,950	232,380	0	0
05/06	2,945,000	230,950	236,596	0	116,487
06/07	2,895,000	230,950	234,989	0	0

#### B. TAX COLLECTION

<u>Taxes Due(\$)</u>	<u>Taxes Unpaid(\$)</u>	<u>Percent</u>	<u>Teeter Plan</u>
0	0	0	No
270,908	2,936	1	No
256,519	10,978	4	No
261,825	11,771	4	No
212,446	11,020	5	No
233,316	12,921	6	No

#### C. DELINQUENT PARCELS

<u>Year</u>	<u>Reporting Date</u>	<u># of Parcels</u>	<u>Total Amount Due(\$)</u>
01/02		0	0
02/03	05-09-03	7	2,936
03/04	06-30-04	10	10,978
04/05	06-02-05	19	11,771
05/06	05-11-06	22	11,020
06/07	06-30-07	20	12,921

#### D. FORECLOSURE

<u># of Parcels</u>	<u>Total Amount of Taxes Due (\$)</u>
0	0
0	0
0	0
0	0
0	0
0	0

#### E. ASSESSED VALUE OF PARCELS

<u>Reporting Date</u>	<u>Appraisal/ Tax Roll</u>	<u>Assessed Value(\$)</u>
07-01-02	Tax Roll	16,650,760
01-01-03	Tax Roll	25,408,295
01-01-04	Tax Roll	100,377,154
01-01-05	Tax Roll	139,604,792
01-01-06	Tax Roll	144,931,636
01-01-07	Tax Roll	150,093,114

#### F. MISCELLANEOUS





## 2007 MELLO-ROOS YEARLY FISCAL STATUS REPORT

<u>Date</u>	<u>Amount(\$)</u>	<u>Issuing Entity, County, Type of Debt, Purpose</u>	<u>Rating(s) Enhancmt</u>	<u>Type of Sale</u>	<u>Role, Participant</u>	<u>Maturity Date/ Type</u>	<u>Interest Rate/ Type</u>
10-20-06	\$18,080,000	Escondido CFD No 2006-01 San Diego CDIAC Number: 2006-1155 Limited tax obligation bond Multiple capital improvements, public works Eureka Ranch	NR	Neg	(BC) Stradling Yocca (TR) The Bank of NY Trust Co (UW) Stone & Youngberg	09-01-36 Comb	5.1 NIC

### YEARLY FISCAL STATUS REPORT INFORMATION

#### A. FUND BALANCES

<u>Year</u>	<u>Principal Amt Outstanding(\$)</u>	<u>Minimum Bond Reserve(\$)</u>	<u>Bond Reserve Fund(\$)</u>	<u>Capitalized Interest(\$)</u>	<u>Construction Fund(\$)</u>
06/07	18,080,000	1,236,975	1,258,851	469,101	13,023,356

#### B. TAX COLLECTION

<u>Taxes Due(\$)</u>	<u>Taxes Unpaid(\$)</u>	<u>Percent</u>	<u>Teeter Plan</u>
0	0	0	No

#### C. DELINQUENT PARCELS

<u>Year</u>	<u>Reporting Date</u>	<u># of Parcels</u>	<u>Total Amount Due(\$)</u>
06/07	06-30-07	0	0

#### D. FORECLOSURE

<u># of Parcels</u>	<u>Total Amount of Taxes Due (\$)</u>
0	0

#### E. ASSESSED VALUE OF PARCELS

<u>Reporting Date</u>	<u>Appraisal/ Tax Roll</u>	<u>Assessed Value(\$)</u>
01-01-07	Tax Roll	94,602,883

#### F. MISCELLANEOUS



## 2007 MELLO-ROOS YEARLY FISCAL STATUS REPORT

<u>Date</u>	<u>Amount(\$)</u>	<u>Issuing Entity, County, Type of Debt, Purpose</u>	<u>Rating(s) Enhancmt</u>	<u>Type of Sale</u>	<u>Role, Participant</u>	<u>Maturity Date/ Type</u>	<u>Interest Rate/ Type</u>
09-05-02	\$21,857,921	North City West School Facilities Financing Authority CFD No 1 San Diego CDIAC Number: 2002-1605 Limited tax obligation bond K-12 school facility	S:AAA M:Aaa  Ins	Neg	(BC) Orrick Herrington (FA) David Taussig (EN) Ambac (TR) State Street Bank Corp (UW) Morgan Stanley	09-01-27 Comb	6.038 NIC

### YEARLY FISCAL STATUS REPORT INFORMATION

#### A. FUND BALANCES

<u>Year</u>	<u>Principal Amt Outstanding(\$)</u>	<u>Minimum Bond Reserve(\$)</u>	<u>Bond Reserve Fund(\$)</u>	<u>Capitalized Interest(\$)</u>	<u>Construction Fund(\$)</u>
03/04	21,857,921	2,185,792	2,241,853	0	0
04/05	21,857,921	2,185,792	2,285,118	0	0
05/06	21,857,921	1,092,896	1,118,036	0	0
06/07	21,857,921	2,185,792	2,226,534	0	0

#### B. TAX COLLECTION

<u>Year</u>	<u>Taxes Due(\$)</u>	<u>Taxes Unpaid(\$)</u>	<u>Percent</u>	<u>Teeter Plan</u>
03/04	7,233,627	38,108	1	No
04/05	7,319,319	38,108	1	No
05/06	7,506,384	57,207	1	No
06/07	7,698,530	242,267	3	No

#### C. DELINQUENT PARCELS

<u>Year</u>	<u>Reporting Date</u>	<u># of Parcels</u>	<u>Total Amount Due(\$)</u>
03/04	09-01-04	51	38,108
04/05	06-30-05	64	46,246
05/06	06-30-06	84	57,207
06/07	05-18-07	304	266,125

#### D. FORECLOSURE

<u># of Parcels</u>	<u>Total Amount of Taxes Due (\$)</u>
0	0
0	0
0	0
0	0

#### E. ASSESSED VALUE OF PARCELS

<u>Reporting Date</u>	<u>Appraisal/ Tax Roll</u>	<u>Assessed Value(\$)</u>
06-30-04	Tax Roll	2,862,696,061
06-30-05	Tax Roll	3,640,465,865
06-30-06	Tax Roll	4,427,942,668
07-01-07	Tax Roll	4,777,237,776

#### F. MISCELLANEOUS

CDIAC Nos 2002-1605 & 2005-1270 are part of the same authorization, and inasmuch the assessed value, tax collection & delinquent information are combined for Series 2002, 2005 A & B & 2006 C Bond financings.



## 2007 MELLO-ROOS YEARLY FISCAL STATUS REPORT

<u>Date</u>	<u>Amount(\$)</u>	<u>Issuing Entity, County, Type of Debt, Purpose</u>	<u>Rating(s) Enhancmt</u>	<u>Type of Sale</u>	<u>Role, Participant</u>	<u>Maturity Date/ Type</u>	<u>Interest Rate/ Type</u>
07-21-05	\$79,805,000	North City West School Facilities Financing Authority CFD No 1 San Diego CDIAC Number: 2005-1270 Limited tax obligation bond K-12 school facility Del Mar UnSD & Carmel Vly MS Sub Ser A, B & C Refunding	S:AAA/A- M:Aaa/Baa1  Ins	Neg	(BC) O'Melveny & Myers (FA) Bond Logistix (EN) Ambac (TR) US Bank Natl Assoc (UW) Morgan Stanley	09-01-27 Comb	4.59 TIC

### YEARLY FISCAL STATUS REPORT INFORMATION

#### A. FUND BALANCES

<u>Year</u>	<u>Principal Amt Outstanding(\$)</u>	<u>Minimum Bond Reserve(\$)</u>	<u>Bond Reserve Fund(\$)</u>	<u>Capitalized Interest(\$)</u>	<u>Construction Fund(\$)</u>
05/06	79,805,000	1,764,828	1,947,124	0	1,137,557
06/07	78,685,000	7,059,313	7,059,773	0	159,615

#### B. TAX COLLECTION

<u>Taxes Due(\$)</u>	<u>Taxes Unpaid(\$)</u>	<u>Percent</u>	<u>Teeter Plan</u>
7,506,384	57,207	1	No
7,698,530	242,267	3	No

#### C. DELINQUENT PARCELS

<u>Year</u>	<u>Reporting Date</u>	<u># of Parcels</u>	<u>Total Amount Due(\$)</u>
05/06	06-30-06	84	57,207
06/07	05-18-07	304	266,125

#### D. FORECLOSURE

<u># of Parcels</u>	<u>Total Amount of Taxes Due (\$)</u>
0	0
0	0

#### E. ASSESSED VALUE OF PARCELS

<u>Reporting Date</u>	<u>Appraisal/ Tax Roll</u>	<u>Assessed Value(\$)</u>
06-30-06	Tax Roll	4,427,942,668
07-01-07	Tax Roll	4,777,237,776

#### F. MISCELLANEOUS

CDIAC Nos 2002-1605 & 2005-1270 are part of the same authorization, and inasmuch the assessed value, tax collection & delinquent information are combined for Series 2002, 2005 A & B & 2006 C Bond financings.



## 2007 MELLO-ROOS YEARLY FISCAL STATUS REPORT

<u>Date</u>	<u>Amount(\$)</u>	<u>Issuing Entity, County, Type of Debt, Purpose</u>	<u>Rating(s) Enhancmt</u>	<u>Type of Sale</u>	<u>Role, Participant</u>	<u>Maturity Date/ Type</u>	<u>Interest Rate/ Type</u>
12-17-02	\$12,265,000	Oceanside CFD No 2000-1 San Diego CDIAC Number: 2002-2050 Limited tax obligation bond Multiple capital improvements, public works Ocean Ranch Corporate Ctr	NR	Neg	(BC) Stradling Yocca (FA) Public Financial (TR) BNY Western Trust (UW) Salomon Smith Barney	09-01-32 Comb	6.204 NIC

### YEARLY FISCAL STATUS REPORT INFORMATION

#### A. FUND BALANCES

<u>Year</u>	<u>Principal Amt Outstanding(\$)</u>	<u>Minimum Bond Reserve(\$)</u>	<u>Bond Reserve Fund(\$)</u>	<u>Capitalized Interest(\$)</u>	<u>Construction Fund(\$)</u>
02/03	12,265,000	1,220,720	1,223,374	313,717	4,826,760
03/04	12,265,000	1,220,720	1,225,406	0	824,030
04/05	12,265,000	2,432,750	2,463,135	0	2,117,784
05/06	12,250,000	2,432,750	2,549,689	0	5,564
06/07	12,220,000	2,432,750	2,664,949	0	5,818

#### B. TAX COLLECTION

<u>Year</u>	<u>Taxes Due(\$)</u>	<u>Taxes Unpaid(\$)</u>	<u>Percent</u>	<u>Teeter Plan</u>
02/03	0	0	0	No
03/04	747,912	0	0	No
04/05	855,489	0	0	No
05/06	1,537,624	5,926	0	No
06/07	1,537,624	13,884	1	No

#### C. DELINQUENT PARCELS

<u>Year</u>	<u>Reporting Date</u>	<u># of Parcels</u>	<u>Total Amount Due(\$)</u>
02/03		0	0
03/04	07-13-04	0	0
04/05	06-28-05	0	0
05/06	10-11-06	3	5,926
06/07	10-25-07	14	13,884

#### D. FORECLOSURE

<u># of Parcels</u>	<u>Total Amount of Taxes Due (\$)</u>
0	0
0	0
0	0
0	0
0	0

#### E. ASSESSED VALUE OF PARCELS

<u>Reporting Date</u>	<u>Appraisal/ Tax Roll</u>	<u>Assessed Value(\$)</u>
06-30-03	Tax Roll	72,716,119
06-30-04	Tax Roll	207,717,141
07-01-05	Tax Roll	494,299,422
07-01-06	Tax Roll	388,189,505
07-01-07	Tax Roll	704,616,680

#### F. MISCELLANEOUS

Combined Reserve Requirement & Construction fund balances for Series 2002 & 2004 Bonds.



## 2007 MELLO-ROOS YEARLY FISCAL STATUS REPORT

<u>Date</u>	<u>Amount(\$)</u>	<u>Issuing Entity, County, Type of Debt, Purpose</u>	<u>Rating(s) Enhancmt</u>	<u>Type of Sale</u>	<u>Role, Participant</u>	<u>Maturity Date/ Type</u>	<u>Interest Rate/ Type</u>
10-27-04	\$12,735,000	Oceanside CFD No 2000-1 San Diego CDIAC Number: 2004-0841 Limited tax obligation bond Multiple capital improvements, public works Ocean Ranch Corporate Centre	NR	Neg	(BC) Stradling Yocca (FA) Public Financial (TR) The Bank of NY Trust Co (UW) Citigroup Global Markets	09-01-34 Comb	5.789 NIC

### YEARLY FISCAL STATUS REPORT INFORMATION

#### A. FUND BALANCES

<u>Year</u>	<u>Principal Amt Outstanding(\$)</u>	<u>Minimum Bond Reserve(\$)</u>	<u>Bond Reserve Fund(\$)</u>	<u>Capitalized Interest(\$)</u>	<u>Construction Fund(\$)</u>
04/05	12,735,000	2,432,750	2,463,135	364,936	2,117,784
05/06	12,735,000	2,432,750	2,549,689	19	5,564
06/07	12,735,000	2,432,750	2,664,949	0	5,818

#### B. TAX COLLECTION

<u>Year</u>	<u>Taxes Due(\$)</u>	<u>Taxes Unpaid(\$)</u>	<u>Percent</u>	<u>Teeter Plan</u>
04/05	855,489	0	0	No
05/06	1,527,624	5,926	0	No
06/07	1,537,624	13,884	1	No

#### C. DELINQUENT PARCELS

<u>Year</u>	<u>Reporting Date</u>	<u># of Parcels</u>	<u>Total Amount Due(\$)</u>
04/05	06-28-05	0	0
05/06	10-11-06	3	5,926
06/07	10-25-07	14	13,884

#### D. FORECLOSURE

<u># of Parcels</u>	<u>Total Amount of Taxes Due (\$)</u>
0	0
0	0
0	0

#### E. ASSESSED VALUE OF PARCELS

<u>Reporting Date</u>	<u>Appraisal/ Tax Roll</u>	<u>Assessed Value(\$)</u>
07-01-05	Tax Roll	494,299,422
07-01-06	Tax Roll	388,189,505
07-01-07	Tax Roll	704,616,680

#### F. MISCELLANEOUS

Combined Reserve Requirement & Construction fund balances for Series 2002 & 2004 Bonds.



## 2007 MELLO-ROOS YEARLY FISCAL STATUS REPORT

<u>Date</u>	<u>Amount(\$)</u>	<u>Issuing Entity, County, Type of Debt, Purpose</u>	<u>Rating(s) Enhancmt</u>	<u>Type of Sale</u>	<u>Role, Participant</u>	<u>Maturity Date/ Type</u>	<u>Interest Rate/ Type</u>
10-30-02	\$9,915,000	Oceanside CFD No 2001-1 San Diego CDIAC Number: 2002-0620 Limited tax obligation bond Multiple capital improvements, public works Morro Hills Development	NR	Neg	(BC) Stradling Yocca (FA) Public Financial (TR) BNY Western Trust (UW) Salomon Smith Barney	09-01-32 Comb	6.038 NIC

### YEARLY FISCAL STATUS REPORT INFORMATION

#### A. FUND BALANCES

<u>Year</u>	<u>Principal Amt Outstanding(\$)</u>	<u>Minimum Bond Reserve(\$)</u>	<u>Bond Reserve Fund(\$)</u>	<u>Capitalized Interest(\$)</u>	<u>Construction Fund(\$)</u>
02/03	9,915,000	785,340	787,727	232,064	8,325,554
03/04	9,900,000	780,440	781,341	0	7,697,912
04/05	9,750,000	1,793,455	1,811,132	0	15,445,883
05/06	9,580,000	1,790,290	1,868,452	0	10,422,945
06/07	9,395,000	1,785,680	1,888,910	0	7,406,250

#### B. TAX COLLECTION

<u>Taxes Due(\$)</u>	<u>Taxes Unpaid(\$)</u>	<u>Percent</u>	<u>Teeter Plan</u>
0	0	0	No
730,635	0	0	No
744,714	2,139	0	No
1,831,889	8,708	0	No
1,821,643	38,863	2	No

#### C. DELINQUENT PARCELS

<u>Year</u>	<u>Reporting Date</u>	<u># of Parcels</u>	<u>Total Amount Due(\$)</u>
02/03		0	0
03/04	09-09-04	0	0
04/05	10-07-05	0	0
05/06	10-11-06	8	8,708
06/07	10-25-07	19	38,863

#### D. FORECLOSURE

<u># of Parcels</u>	<u>Total Amount of Taxes Due (\$)</u>
0	0
0	0
0	0
0	0
0	0

#### E. ASSESSED VALUE OF PARCELS

<u>Reporting Date</u>	<u>Appraisal/ Tax Roll</u>	<u>Assessed Value(\$)</u>
06-30-03	Tax Roll	22,640,882
06-30-04	Tax Roll	83,350,759
07-01-05	Tax Roll	162,922,858
07-01-06	Tax Roll	334,489,386
07-01-07	Tax Roll	387,657,263

#### F. MISCELLANEOUS

Reserve Fund & Principal Outstanding reflect bond call of \$15,000 in March 2004; \$5,000 in September 2004; \$10,000 in September 2005; \$10,000 in March 2006; \$10,000 in September 2006; and \$20,000 in March 2007.

Reserve Requirement for Series 2002 & 2004 Special Tax bonds.

Reserve Fund & Construction Fund combined for Series 2002 & 2004 bonds.



## 2007 MELLO-ROOS YEARLY FISCAL STATUS REPORT

<u>Date</u>	<u>Amount(\$)</u>	<u>Issuing Entity, County, Type of Debt, Purpose</u>	<u>Rating(s) Enhancmt</u>	<u>Type of Sale</u>	<u>Role, Participant</u>	<u>Maturity Date/ Type</u>	<u>Interest Rate/ Type</u>
01-22-04	\$11,000,000	Oceanside CFD No 2001-1 San Diego CDIAC Number: 2003-2029 Limited tax obligation bond K-12 school facility Morro Hills Development IA No 1 Bonsall SD	NR	Neg	(BC) Stradling Yocca (FA) Public Financial (TR) BNY Western Trust (UW) Citigroup Global Markets	09-01-33 Comb	5.635 NIC

### YEARLY FISCAL STATUS REPORT INFORMATION

#### A. FUND BALANCES

<u>Year</u>	<u>Principal Amt Outstanding(\$)</u>	<u>Minimum Bond Reserve(\$)</u>	<u>Bond Reserve Fund(\$)</u>	<u>Capitalized Interest(\$)</u>	<u>Construction Fund(\$)</u>
03/04	11,000,000	762,925	763,476	322,113	5,050,904
04/05	11,000,000	762,925	768,522	2	18,231
05/06	10,780,000	761,775	769,392	0	18,820
06/07	10,515,000	758,038	769,265	0	19,672

#### B. TAX COLLECTION

<u>Taxes Due(\$)</u>	<u>Taxes Unpaid(\$)</u>	<u>Percent</u>	<u>Teeter Plan</u>
0	0	0	No
822,509	0	0	No
817,934	2,096	0	No
732,972	16,070	2	No

#### C. DELINQUENT PARCELS

<u>Year</u>	<u>Reporting Date</u>	<u># of Parcels</u>	<u>Total Amount Due(\$)</u>
03/04		0	0
04/05	06-13-05	0	0
05/06	10-12-06	4	2,096
06/07	10-25-06	15	16,070

#### D. FORECLOSURE

<u># of Parcels</u>	<u>Total Amount of Taxes Due (\$)</u>
0	0
0	0
0	0
0	0

#### E. ASSESSED VALUE OF PARCELS

<u>Reporting Date</u>	<u>Appraisal/ Tax Roll</u>	<u>Assessed Value(\$)</u>
06-30-04	Tax Roll	33,896,542
07-01-05	Tax Roll	88,071,018
07-01-06	Tax Roll	254,431,791
07-01-07	Tax Roll	304,067,734

#### F. MISCELLANEOUS

Reserve Fund & Principal Outstanding reflect bond calls of \$10,000 in September 2005, \$10,000 in March 2006, \$35,000 in September 2006, and \$30,000 in March 2007.



## 2007 MELLO-ROOS YEARLY FISCAL STATUS REPORT

<u>Date</u>	<u>Amount(\$)</u>	<u>Issuing Entity, County, Type of Debt, Purpose</u>	<u>Rating(s) Enhancmt</u>	<u>Type of Sale</u>	<u>Role, Participant</u>	<u>Maturity Date/ Type</u>	<u>Interest Rate/ Type</u>
12-08-04	\$16,085,000	Oceanside CFD No 2001-1 San Diego CDIAC Number: 2004-0862 Limited tax obligation bond Multiple capital improvements, public works Morro Hills Development	NR	Neg	(BC) Stradling Yocca (FA) Public Financial (TR) The Bank of NY Trust Co (UW) Citigroup Global Markets	09-01-34 Comb	5.378 NIC

### YEARLY FISCAL STATUS REPORT INFORMATION

#### A. FUND BALANCES

<u>Year</u>	<u>Principal Amt Outstanding(\$)</u>	<u>Minimum Bond Reserve(\$)</u>	<u>Bond Reserve Fund(\$)</u>	<u>Capitalized Interest(\$)</u>	<u>Construction Fund(\$)</u>
04/05	16,085,000	1,793,455	1,811,132	0	15,445,883
05/06	16,050,000	1,790,290	1,868,452	0	10,422,945
06/07	15,720,000	1,785,680	1,888,910	0	7,406,250

#### B. TAX COLLECTION

<u>Year</u>	<u>Taxes Due(\$)</u>	<u>Taxes Unpaid(\$)</u>	<u>Percent</u>	<u>Teeter Plan</u>
04/05	744,714	2,139	0	No
05/06	1,831,889	8,708	0	No
06/07	1,821,643	38,863	2	No

#### C. DELINQUENT PARCELS

<u>Year</u>	<u>Reporting Date</u>	<u># of Parcels</u>	<u>Total Amount Due(\$)</u>
04/05	10-07-05	0	0
05/06	10-11-06	8	8,708
06/07	10-25-07	19	38,863

#### D. FORECLOSURE

<u># of Parcels</u>	<u>Total Amount of Taxes Due (\$)</u>
0	0
0	0
0	0

#### E. ASSESSED VALUE OF PARCELS

<u>Reporting Date</u>	<u>Appraisal/ Tax Roll</u>	<u>Assessed Value(\$)</u>
07-01-05	Tax Roll	162,922,858
07-01-06	Tax Roll	334,489,386
07-01-07	Tax Roll	387,657,263

#### F. MISCELLANEOUS

Reserve Fund & Principal Outstanding reflects bond call of \$20,000 in September 2005, \$15,000 in March; \$15,000 in September 2006, and \$35,000 in March 2007.  
Reserve Requirement for Series 2002 & 2004 Special Tax bonds.  
Reserve Fund & Construction Fund combined for Series 2002 & 2004 bonds.





## 2007 MELLO-ROOS YEARLY FISCAL STATUS REPORT

<u>Date</u>	<u>Amount(\$)</u>	<u>Issuing Entity, County, Type of Debt, Purpose</u>	<u>Rating(s) Enhancmt</u>	<u>Type of Sale</u>	<u>Role, Participant</u>	<u>Maturity Date/ Type</u>	<u>Interest Rate/ Type</u>
06-19-02	\$1,500,000	Oceanside CFD No 2001-2 San Diego CDIAC Number: 2002-0619 Limited tax obligation bond Multiple capital improvements, public works Trendwest Resorts	NR	Neg	(BC) Stradling Yocca (FA) Public Financial (TR) BNY Western Trust (UW) Trendwest Resorts	09-01-17 Serial	5 TIC

### YEARLY FISCAL STATUS REPORT INFORMATION

#### A. FUND BALANCES

<u>Year</u>	<u>Principal Amt Outstanding(\$)</u>	<u>Minimum Bond Reserve(\$)</u>	<u>Bond Reserve Fund(\$)</u>	<u>Capitalized Interest(\$)</u>	<u>Construction Fund(\$)</u>
01/02	1,500,000	0	0	0	0
02/03	1,500,000	0	0	0	0
03/04	1,445,000	0	0	0	0
04/05	1,085,000	0	0	0	0
05/06	905,000	0	0	0	0
06/07	805,000	0	0	0	0

#### B. TAX COLLECTION

<u>Taxes Due(\$)</u>	<u>Taxes Unpaid(\$)</u>	<u>Percent</u>	<u>Teeter Plan</u>
0	0	0	No
160,000	0	0	No
162,250	0	0	No
149,000	0	0	No
145,500	0	0	No
122,500	0	0	No

#### C. DELINQUENT PARCELS

<u>Year</u>	<u>Reporting Date</u>	<u># of Parcels</u>	<u>Total Amount Due(\$)</u>
01/02		0	0
02/03	06-30-03	0	0
03/04	06-30-04	0	0
04/05	10-12-05	0	0
05/06	10-11-06	0	0
06/07	10-24-07	0	0

#### D. FORECLOSURE

<u># of Parcels</u>	<u>Total Amount of Taxes Due (\$)</u>
0	0
0	0
0	0
0	0
0	0
0	0

#### E. ASSESSED VALUE OF PARCELS

<u>Reporting Date</u>	<u>Appraisal/ Tax Roll</u>	<u>Assessed Value(\$)</u>
06-30-02	Tax Roll	32,768,584
06-30-03	Tax Roll	33,286,946
06-30-04	Tax Roll	33,858,819
07-01-05	Tax Roll	30,738,017
07-01-06	Tax Roll	30,285,522
07-01-07	Tax Roll	31,619,360

#### F. MISCELLANEOUS



## 2007 MELLO-ROOS YEARLY FISCAL STATUS REPORT

<u>Date</u>	<u>Amount(\$)</u>	<u>Issuing Entity, County, Type of Debt, Purpose</u>	<u>Rating(s) Enhancmt</u>	<u>Type of Sale</u>	<u>Role, Participant</u>	<u>Maturity Date/ Type</u>	<u>Interest Rate/ Type</u>
05-08-98	\$35,445,000	Poway CFD No 88-1 San Diego CDIAC Number: 1998-0349 Limited tax obligation bond Multiple capital improvements, public works Parkway Bus Ctr Refunding	NR	Neg	(BC) Stradling Yocca (FA) Public Financial (TR) Dai-Ichi Kangyo (UW) Stone & Youngberg	08-15-15 Comb	5.62 NIC

### YEARLY FISCAL STATUS REPORT INFORMATION

#### A. FUND BALANCES

<u>Year</u>	<u>Principal Amt Outstanding(\$)</u>	<u>Minimum Bond Reserve(\$)</u>	<u>Bond Reserve Fund(\$)</u>	<u>Capitalized Interest(\$)</u>	<u>Construction Fund(\$)</u>
01/02	32,675,000	2,900,000	3,582,694	0	0
02/03	31,285,000	3,582,694	3,655,434	0	0
03/04	29,615,000	3,582,694	3,655,332	0	0
04/05	27,860,000	3,544,500	3,767,000	0	0
05/06	26,015,000	3,582,694	3,645,996	0	0
06/07	24,070,000	3,582,694	3,567,754	0	0

#### B. TAX COLLECTION

<u>Year</u>	<u>Taxes Due(\$)</u>	<u>Taxes Unpaid(\$)</u>	<u>Percent</u>	<u>Teeter Plan</u>
01/02	3,547,262	26,821	1	No
02/03	3,523,300	96,098	3	No
03/04	3,429,118	6,342	0	No
04/05	3,428,688	12,942	0	No
05/06	3,409,539	72,099	2	No
06/07	3,426,843	55,613	2	No

#### C. DELINQUENT PARCELS

<u>Year</u>	<u>Reporting Date</u>	<u># of Parcels</u>	<u>Total Amount Due(\$)</u>
01/02	07-24-02	2	26,821
02/03	07-21-03	1	96,098
03/04	07-21-04	2	6,342
04/05	07-14-05	2	12,942
05/06	08-28-06	2	72,099
06/07	07-17-07	3	55,613

#### D. FORECLOSURE

<u># of Parcels</u>	<u>Total Amount of Taxes Due (\$)</u>
0	0
0	0
0	0
0	0
0	0
0	0

#### E. ASSESSED VALUE OF PARCELS

<u>Reporting Date</u>	<u>Appraisal/ Tax Roll</u>	<u>Assessed Value(\$)</u>
01-01-01	Tax Roll	224,377,915
01-01-02	Tax Roll	244,737,907
01-01-03	Tax Roll	320,999,691
01-01-04	Tax Roll	323,031,753
01-01-05	Tax Roll	375,407,457
01-01-06	Tax Roll	415,910,062

#### F. MISCELLANEOUS



## 2007 MELLO-ROOS YEARLY FISCAL STATUS REPORT

<u>Date</u>	<u>Amount(\$)</u>	<u>Issuing Entity, County, Type of Debt, Purpose</u>	<u>Rating(s) Enhancmt</u>	<u>Type of Sale</u>	<u>Role, Participant</u>	<u>Maturity Date/ Type</u>	<u>Interest Rate/ Type</u>
01-22-98	\$80,000,000	Poway Unified School District CFD No 1 San Diego CDIAC Number: 1998-0062 Limited tax obligation bond K-12 school facility Creekside ES, Shoal Creek ES, South ! Refunding	S:AAA M:Aaa    Ins	Neg	(BC) Luce Forward (EN) MBIA Corp (TR) First Trust of CA (UW) Stone & Youngberg	10-01-23 Comb	4.786 TIC

### YEARLY FISCAL STATUS REPORT INFORMATION

#### A. FUND BALANCES

<u>Year</u>	<u>Principal Amt Outstanding(\$)</u>	<u>Minimum Bond Reserve(\$)</u>	<u>Bond Reserve Fund(\$)</u>	<u>Capitalized Interest(\$)</u>	<u>Construction Fund(\$)</u>
01/02	71,150,000	6,225,748	6,225,748	0	1
02/03	68,710,000	6,225,748	3,133,027	0	3,043,997
03/04	66,040,000	6,143,936	3,005,307	0	1,176
04/05	65,126,500	5,761,850	3,026,477	0	135
05/06	59,925,000	5,648,233	3,139,063	0	0
06/07	56,450,000	5,512,022	3,299,479	0	0

#### B. TAX COLLECTION

<u>Year</u>	<u>Taxes Due(\$)</u>	<u>Taxes Unpaid(\$)</u>	<u>Percent</u>	<u>Teeter Plan</u>
01/02	6,773,559	33,178	0	No
02/03	6,970,357	25,184	0	No
03/04	7,138,299	19,464	0	No
04/05	7,390,749	42,090	1	No
05/06	7,553,849	86,361	1	No
06/07	7,712,333	89,656	1	No

#### C. DELINQUENT PARCELS

<u>Year</u>	<u>Reporting Date</u>	<u># of Parcels</u>	<u>Total Amount Due(\$)</u>
01/02	08-13-02	63	53,449
02/03	09-02-03	51	34,813
03/04	09-14-04	41	27,153
04/05	06-30-05	85	47,807
05/06	06-30-06	146	99,805
06/07	06-30-07	153	115,766

#### D. FORECLOSURE

<u># of Parcels</u>	<u>Total Amount of Taxes Due (\$)</u>
0	0
0	0
0	0
0	0
0	0
0	0

#### E. ASSESSED VALUE OF PARCELS

<u>Reporting Date</u>	<u>Appraisal/ Tax Roll</u>	<u>Assessed Value(\$)</u>
06-30-02	Tax Roll	3,060,110,658
06-30-03	Tax Roll	3,388,041,035
06-30-04	Tax Roll	3,628,226,379
07-01-05	Tax Roll	3,977,970,509
06-30-06	Tax Roll	4,440,956,069
07-01-07	Tax Roll	4,595,287,411

#### F. MISCELLANEOUS

50% of the Reserve Requirement is satisfied by a Qualified Surety Bond



## 2007 MELLO-ROOS YEARLY FISCAL STATUS REPORT

<u>Date</u>	<u>Amount(\$)</u>	<u>Issuing Entity, County, Type of Debt, Purpose</u>	<u>Rating(s) Enhancmt</u>	<u>Type of Sale</u>	<u>Role, Participant</u>	<u>Maturity Date/ Type</u>	<u>Interest Rate/ Type</u>
02-13-03	\$5,815,835	Poway Unified School District CFD No 1 San Diego CDIAC Number: 2003-0149 Limited tax obligation bond K-12 school facility	S:AAA M:Aaa  Ins	Neg	(BC) Best Best & Krieger (EN) MBIA Corp (TR) US Bank Natl Assoc (UW) Stone & Youngberg	10-01-26 Comb	5.219 NIC

### YEARLY FISCAL STATUS REPORT INFORMATION

#### A. FUND BALANCES

<u>Year</u>	<u>Principal Amt Outstanding(\$)</u>	<u>Minimum Bond Reserve(\$)</u>	<u>Bond Reserve Fund(\$)</u>	<u>Capitalized Interest(\$)</u>	<u>Construction Fund(\$)</u>
02/03	5,518,835	578,352	0	155,018	5,320,840
03/04	5,815,835	581,584	2	1	1,925,708
04/05	5,815,835	581,584	0	0	336,946
05/06	5,805,835	555,357	0	0	12
06/07	5,790,835	581,584	0	0	13

#### B. TAX COLLECTION

<u>Taxes Due(\$)</u>	<u>Taxes Unpaid(\$)</u>	<u>Percent</u>	<u>Teeter Plan</u>
6,970,357	25,184	0	No
7,138,299	19,464	0	No
7,390,749	42,090	1	No
7,553,849	86,361	1	No
7,712,333	89,656	1	No

#### C. DELINQUENT PARCELS

<u>Year</u>	<u>Reporting Date</u>	<u># of Parcels</u>	<u>Total Amount Due(\$)</u>
02/03	09-02-03	51	34,813
03/04	09-14-04	41	27,153
04/05	06-30-05	85	47,807
05/06	06-30-06	146	99,805
06/07	06-30-07	153	115,766

#### D. FORECLOSURE

<u># of Parcels</u>	<u>Total Amount of Taxes Due (\$)</u>
0	0
0	0
0	0
0	0
0	0

#### E. ASSESSED VALUE OF PARCELS

<u>Reporting Date</u>	<u>Appraisal/ Tax Roll</u>	<u>Assessed Value(\$)</u>
06-30-03	Tax Roll	3,388,041,035
06-30-04	Tax Roll	3,628,226,379
07-01-05	Tax Roll	3,977,970,509
07-01-06	Tax Roll	4,440,956,069
07-01-07	Tax Roll	4,595,287,411

#### F. MISCELLANEOUS

Reserve Requirement is satisfied by a Qualified Surety Bond



## 2007 MELLO-ROOS YEARLY FISCAL STATUS REPORT

<u>Date</u>	<u>Amount(\$)</u>	<u>Issuing Entity, County, Type of Debt, Purpose</u>	<u>Rating(s) Enhancmt</u>	<u>Type of Sale</u>	<u>Role, Participant</u>	<u>Maturity Date/ Type</u>	<u>Interest Rate/ Type</u>
10-25-01	\$6,345,000	Poway Unified School District CFD No 10 San Diego CDIAC Number: 2001-1922 Limited tax obligation bond Street construction and improvements Torrey Highlands Subarea IV IA B	NR	Neg	(BC) Best Best & Krieger (TR) State Street Bank Corp (UW) Stone & Youngberg	09-01-31 Comb	6.166 TIC

### YEARLY FISCAL STATUS REPORT INFORMATION

#### A. FUND BALANCES

<u>Year</u>	<u>Principal Amt Outstanding(\$)</u>	<u>Minimum Bond Reserve(\$)</u>	<u>Bond Reserve Fund(\$)</u>	<u>Capitalized Interest(\$)</u>	<u>Construction Fund(\$)</u>
01/02	6,345,000	621,417	631,711	176,713	823,546
02/03	6,345,000	618,310	631,357	0	34
03/04	6,345,000	631,304	632,533	0	2,793
04/05	6,335,000	634,500	634,164	0	5,349
05/06	6,315,000	634,500	647,386	0	17,124
06/07	6,290,000	634,500	635,724	0	62,980

#### B. TAX COLLECTION

<u>Year</u>	<u>Taxes Due(\$)</u>	<u>Taxes Unpaid(\$)</u>	<u>Percent</u>	<u>Teeter Plan</u>
01/02	0	0	0	No
02/03	407,464	5,883	1	No
03/04	466,992	3,205	1	No
04/05	476,330	8,763	2	No
05/06	485,858	9,044	2	No
06/07	495,574	12,431	3	No

#### C. DELINQUENT PARCELS

<u>Year</u>	<u>Reporting Date</u>	<u># of Parcels</u>	<u>Total Amount Due(\$)</u>
01/02	06-30-02	0	0
02/03	09-02-03	3	5,883
03/04	09-14-04	3	6,348
04/05	06-30-05	4	8,763
05/06	06-30-06	6	9,044
06/07	06-30-07	7	14,100

#### D. FORECLOSURE

<u># of Parcels</u>	<u>Total Amount of Taxes Due (\$)</u>
0	0
0	0
0	0
0	0
0	0
0	0

#### E. ASSESSED VALUE OF PARCELS

<u>Reporting Date</u>	<u>Appraisal/ Tax Roll</u>	<u>Assessed Value(\$)</u>
06-30-02	Tax Roll	44,476,734
06-30-03	Tax Roll	144,786,390
06-30-04	Tax Roll	160,072,237
07-01-05	Tax Roll	165,876,549
07-01-06	Tax Roll	173,315,504
07-01-07	Tax Roll	181,368,550

#### F. MISCELLANEOUS



## 2007 MELLO-ROOS YEARLY FISCAL STATUS REPORT

<u>Date</u>	<u>Amount(\$)</u>	<u>Issuing Entity, County, Type of Debt, Purpose</u>	<u>Rating(s) Enhancmt</u>	<u>Type of Sale</u>	<u>Role, Participant</u>	<u>Maturity Date/ Type</u>	<u>Interest Rate/ Type</u>
10-25-01	\$9,700,000	Poway Unified School District CFD No 10 San Diego CDIAC Number: 2001-1923 Limited tax obligation bond Street construction and improvements Torrey Highlands Subarea IV IA A	NR	Neg	(BC) Best Best & Krieger (TR) State Street Bank Corp (UW) Stone & Youngberg	09-01-31 Comb	6.312 TIC

### YEARLY FISCAL STATUS REPORT INFORMATION

#### A. FUND BALANCES

<u>Year</u>	<u>Principal Amt Outstanding(\$)</u>	<u>Minimum Bond Reserve(\$)</u>	<u>Bond Reserve Fund(\$)</u>	<u>Capitalized Interest(\$)</u>	<u>Construction Fund(\$)</u>
01/02	9,700,000	948,540	964,250	270,058	1,518,928
02/03	9,670,000	952,078	961,145	0	51
03/04	9,665,000	960,151	962,021	0	782
04/05	9,650,000	967,000	964,493	0	4,620
05/06	9,650,000	967,000	988,121	0	18,944
06/07	9,580,000	967,000	971,829	0	86,956

#### B. TAX COLLECTION

<u>Taxes Due(\$)</u>	<u>Taxes Unpaid(\$)</u>	<u>Percent</u>	<u>Teeter Plan</u>
0	0	0	No
590,351	2,659	0	No
718,385	4,759	1	No
732,754	5,050	1	No
745,910	9,613	1	No
760,830	17,049	2	No

#### C. DELINQUENT PARCELS

<u>Year</u>	<u>Reporting Date</u>	<u># of Parcels</u>	<u>Total Amount Due(\$)</u>
01/02	06-30-02	0	0
02/03	09-02-03	3	2,659
03/04	09-14-04	3	4,759
04/05	06-30-05	5	5,887
05/06	06-30-06	6	9,613
06/07	06-30-07	11	22,073

#### D. FORECLOSURE

<u># of Parcels</u>	<u>Total Amount of Taxes Due (\$)</u>
0	0
0	0
0	0
0	0
0	0
0	0

#### E. ASSESSED VALUE OF PARCELS

<u>Reporting Date</u>	<u>Appraisal/ Tax Roll</u>	<u>Assessed Value(\$)</u>
06-30-02	Tax Roll	44,730,270
06-30-03	Tax Roll	166,928,225
06-30-04	Tax Roll	242,851,940
07-01-05	Tax Roll	256,424,919
07-01-06	Tax Roll	274,502,961
07-01-07	Tax Roll	377,036,380

#### F. MISCELLANEOUS



## 2007 MELLO-ROOS YEARLY FISCAL STATUS REPORT

<u>Date</u>	<u>Amount(\$)</u>	<u>Issuing Entity, County, Type of Debt, Purpose</u>	<u>Rating(s) Enhancmt</u>	<u>Type of Sale</u>	<u>Role, Participant</u>	<u>Maturity Date/ Type</u>	<u>Interest Rate/ Type</u>
10-21-02	\$5,125,000	Poway Unified School District CFD No 10 San Diego CDIAC Number: 2002-1746 Limited tax obligation bond Multiple capital improvements, public works Torrey Highlands Subarea IV IA D	NR	Neg	(BC) Best Best & Krieger (TR) State Street Bank Corp (UW) Stone & Youngberg	09-01-32 Comb	5.624 NIC

### YEARLY FISCAL STATUS REPORT INFORMATION

#### A. FUND BALANCES

<u>Year</u>	<u>Principal Amt Outstanding(\$)</u>	<u>Minimum Bond Reserve(\$)</u>	<u>Bond Reserve Fund(\$)</u>	<u>Capitalized Interest(\$)</u>	<u>Construction Fund(\$)</u>
02/03	5,125,000	480,885	488,200	142,853	2
03/04	5,125,000	487,016	487,965	0	857
04/05	5,120,000	491,536	489,278	0	2,809
05/06	5,105,000	495,932	501,509	0	9,747
06/07	5,085,000	550,447	496,925	0	40,650

#### B. TAX COLLECTION

<u>Year</u>	<u>Taxes Due(\$)</u>	<u>Taxes Unpaid(\$)</u>	<u>Percent</u>	<u>Teeter Plan</u>
02/03	0	0	0	No
03/04	313,784	0	0	No
04/05	328,257	0	0	No
05/06	351,980	10,107	3	No
06/07	359,019	14,409	4	No

#### C. DELINQUENT PARCELS

<u>Year</u>	<u>Reporting Date</u>	<u># of Parcels</u>	<u>Total Amount Due(\$)</u>
02/03	09-02-03	0	0
03/04	09-14-04	0	0
04/05	06-30-05	1	0
05/06	06-30-06	6	11,221
06/07	06-30-07	8	22,040

#### D. FORECLOSURE

<u># of Parcels</u>	<u>Total Amount of Taxes Due (\$)</u>
0	0
0	0
0	0
0	0
0	0

#### E. ASSESSED VALUE OF PARCELS

<u>Reporting Date</u>	<u>Appraisal/ Tax Roll</u>	<u>Assessed Value(\$)</u>
06-30-03	Tax Roll	29,549,524
06-30-04	Tax Roll	68,346,547
07-01-05	Tax Roll	81,655,657
07-01-06	Tax Roll	105,215,627
07-01-07	Tax Roll	108,141,486

#### F. MISCELLANEOUS

The market valuation of all the funds and investments in the Reserve Fund totaled \$504,190.96 on 6-30-2007.



## 2007 MELLO-ROOS YEARLY FISCAL STATUS REPORT

<u>Date</u>	<u>Amount(\$)</u>	<u>Issuing Entity, County, Type of Debt, Purpose</u>	<u>Rating(s) Enhancmt</u>	<u>Type of Sale</u>	<u>Role, Participant</u>	<u>Maturity Date/ Type</u>	<u>Interest Rate/ Type</u>
10-21-02	\$5,750,000	Poway Unified School District CFD No 10 San Diego CDIAC Number: 2002-1747 Limited tax obligation bond Multiple capital improvements, public works Torrey Highlands Subarea IV IA E	NR	Neg	(BC) Best Best & Krieger (TR) State Street Bank Corp (UW) Stone & Youngberg	09-01-32 Comb	5.69 NIC

### YEARLY FISCAL STATUS REPORT INFORMATION

#### A. FUND BALANCES

<u>Year</u>	<u>Principal Amt Outstanding(\$)</u>	<u>Minimum Bond Reserve(\$)</u>	<u>Bond Reserve Fund(\$)</u>	<u>Capitalized Interest(\$)</u>	<u>Construction Fund(\$)</u>
02/03	5,750,000	543,803	554,309	162,285	231,667
03/04	5,750,000	550,683	551,756	0	18,037
04/05	5,745,000	555,755	553,209	0	13,247
05/06	5,730,000	560,746	567,112	0	21,482
06/07	5,710,000	565,900	561,860	0	56,887

#### B. TAX COLLECTION

<u>Taxes Due(\$)</u>	<u>Taxes Unpaid(\$)</u>	<u>Percent</u>	<u>Teeter Plan</u>
0	0	0	No
354,960	0	0	No
387,472	7,168	2	No
395,222	9,949	3	No
403,126	17,714	4	No

#### C. DELINQUENT PARCELS

<u>Year</u>	<u>Reporting Date</u>	<u># of Parcels</u>	<u>Total Amount Due(\$)</u>
02/03	09-02-03	0	0
03/04	09-14-04	0	0
04/05	06-30-05	5	7,168
05/06	06-30-06	10	11,282
06/07	06-30-07	14	23,313

#### D. FORECLOSURE

<u># of Parcels</u>	<u>Total Amount of Taxes Due (\$)</u>
0	0
0	0
0	0
0	0
0	0

#### E. ASSESSED VALUE OF PARCELS

<u>Reporting Date</u>	<u>Appraisal/ Tax Roll</u>	<u>Assessed Value(\$)</u>
06-30-03	Tax Roll	27,152,400
06-30-04	Tax Roll	69,974,608
07-01-05	Tax Roll	124,454,319
07-01-06	Tax Roll	165,585,738
07-01-07	Tax Roll	178,083,163

#### F. MISCELLANEOUS

The market valuation of all the funds and investments in the Reserve Fund totaled \$570,087.21 on 6/30/2007.





## 2007 MELLO-ROOS YEARLY FISCAL STATUS REPORT

<u>Date</u>	<u>Amount(\$)</u>	<u>Issuing Entity, County, Type of Debt, Purpose</u>	<u>Rating(s) Enhancmt</u>	<u>Type of Sale</u>	<u>Role, Participant</u>	<u>Maturity Date/ Type</u>	<u>Interest Rate/ Type</u>
10-16-03	\$3,000,000	Poway Unified School District CFD No 10 San Diego CDIAC Number: 2003-1851 Limited tax obligation bond K-12 school facility Torrey Highlands-Subarea IV School Facs & Cap Imp	NR	Neg	(BC) Best Best & Krieger (TR) Zions First Natl Bk (UW) Stone & Youngberg	09-01-33 Comb	5.731 NIC

### YEARLY FISCAL STATUS REPORT INFORMATION

#### A. FUND BALANCES

<u>Year</u>	<u>Principal Amt Outstanding(\$)</u>	<u>Minimum Bond Reserve(\$)</u>	<u>Bond Reserve Fund(\$)</u>	<u>Capitalized Interest(\$)</u>	<u>Construction Fund(\$)</u>
03/04	3,000,000	280,224	280,769	82,196	904,944
04/05	3,000,000	283,718	282,649	581	522,786
05/06	2,995,000	286,326	289,465	2	545,246
06/07	2,985,000	288,901	286,901	0	589,284

#### B. TAX COLLECTION

<u>Year</u>	<u>Taxes Due(\$)</u>	<u>Taxes Unpaid(\$)</u>	<u>Percent</u>	<u>Teeter Plan</u>
03/04	0	0	0	No
04/05	248,212	4,573	2	No
05/06	253,177	4,936	2	No
06/07	258,240	7,896	3	No

#### C. DELINQUENT PARCELS

<u>Year</u>	<u>Reporting Date</u>	<u># of Parcels</u>	<u>Total Amount Due(\$)</u>
03/04	09-14-04	0	0
04/05	06-30-05	5	4,573
05/06	06-30-06	4	4,936
06/07	06-30-07	8	9,058

#### D. FORECLOSURE

<u># of Parcels</u>	<u>Total Amount of Taxes Due (\$)</u>
0	0
0	0
0	0
0	0

#### E. ASSESSED VALUE OF PARCELS

<u>Reporting Date</u>	<u>Appraisal/ Tax Roll</u>	<u>Assessed Value(\$)</u>
06-30-04	Tax Roll	80,691,493
07-01-05	Tax Roll	86,939,539
07-01-06	Tax Roll	89,714,796
07-01-07	Tax Roll	94,122,197

#### F. MISCELLANEOUS

The market valuation of all the funds and investments in the Reserve Fund totaled \$291,093.74 on 6/30/2007.



## 2007 MELLO-ROOS YEARLY FISCAL STATUS REPORT

<u>Date</u>	<u>Amount(\$)</u>	<u>Issuing Entity, County, Type of Debt, Purpose</u>	<u>Rating(s) Enhancmt</u>	<u>Type of Sale</u>	<u>Role, Participant</u>	<u>Maturity Date/ Type</u>	<u>Interest Rate/ Type</u>
05-31-07	\$38,230,000	Poway Unified School District CFD No 10 San Diego CDIAC Number: 2007-0893 Limited tax obligation bond K-12 school facility Torrey Highlands - Subarea IV, Zones 1 & 2	NR	Neg	(BC) Best Best & Krieger (TR) Zions First Natl Bk (UW) Poway USD PFA	09-01-38 Term	4.801 TIC

### YEARLY FISCAL STATUS REPORT INFORMATION

#### A. FUND BALANCES

<u>Year</u>	<u>Principal Amt Outstanding(\$)</u>	<u>Minimum Bond Reserve(\$)</u>	<u>Bond Reserve Fund(\$)</u>	<u>Capitalized Interest(\$)</u>	<u>Construction Fund(\$)</u>
06/07	38,230,000	0	0	361,911	0

#### B. TAX COLLECTION

<u>Taxes Due(\$)</u>	<u>Taxes Unpaid(\$)</u>	<u>Percent</u>	<u>Teeter Plan</u>
2,201,151	59,805	3	No

#### C. DELINQUENT PARCELS

<u>Year</u>	<u>Reporting Date</u>	<u># of Parcels</u>	<u>Total Amount Due(\$)</u>
06/07	06-30-07	47	76,467

#### D. FORECLOSURE

<u># of Parcels</u>	<u>Total Amount of Taxes Due (\$)</u>
0	0

#### E. ASSESSED VALUE OF PARCELS

<u>Reporting Date</u>	<u>Appraisal/ Tax Roll</u>	<u>Assessed Value(\$)</u>
06-30-07	Tax Roll	948,614,725

#### F. MISCELLANEOUS



## 2007 MELLO-ROOS YEARLY FISCAL STATUS REPORT

<u>Date</u>	<u>Amount(\$)</u>	<u>Issuing Entity, County, Type of Debt, Purpose</u>	<u>Rating(s) Enhancmt</u>	<u>Type of Sale</u>	<u>Role, Participant</u>	<u>Maturity Date/ Type</u>	<u>Interest Rate/ Type</u>
03-18-04	\$9,000,000	Poway Unified School District CFD No 11 San Diego CDIAC Number: 2004-0340 Limited tax obligation bond K-12 school facility Stonebridge Estates Zone 1	NR	Neg	(BC) Best Best & Krieger (TR) Zions First Natl Bk (UW) Stone & Youngberg	09-01-34 Comb	5.371 NIC

### YEARLY FISCAL STATUS REPORT INFORMATION

#### A. FUND BALANCES

<u>Year</u>	<u>Principal Amt Outstanding(\$)</u>	<u>Minimum Bond Reserve(\$)</u>	<u>Bond Reserve Fund(\$)</u>	<u>Capitalized Interest(\$)</u>	<u>Construction Fund(\$)</u>
03/04	9,000,000	796,376	812,833	703,667	7,108,681
04/05	9,000,000	822,694	812,594	283,570	7,210,970
05/06	9,000,000	822,694	831,374	172	2,726,864
06/07	8,975,000	830,048	824,306	0	9,689

#### B. TAX COLLECTION

<u>Year</u>	<u>Taxes Due(\$)</u>	<u>Taxes Unpaid(\$)</u>	<u>Percent</u>	<u>Teeter Plan</u>
03/04	0	0	0	No
04/05	127,218	2,019	2	No
05/06	372,813	12,358	3	No
06/07	800,138	28,647	4	No

#### C. DELINQUENT PARCELS

<u>Year</u>	<u>Reporting Date</u>	<u># of Parcels</u>	<u>Total Amount Due(\$)</u>
03/04	09-14-04	0	0
04/05	06-30-05	2	2,019
05/06	06-30-06	8	12,358
06/07	06-30-07	17	30,707

#### D. FORECLOSURE

<u># of Parcels</u>	<u>Total Amount of Taxes Due (\$)</u>
0	0
0	0
0	0
0	0

#### E. ASSESSED VALUE OF PARCELS

<u>Reporting Date</u>	<u>Appraisal/ Tax Roll</u>	<u>Assessed Value(\$)</u>
06-30-04	Tax Roll	62,122,065
07-01-05	Tax Roll	119,227,504
07-01-06	Tax Roll	232,919,240
07-01-07	Tax Roll	262,294,890

#### F. MISCELLANEOUS

The market value of all the funds and investments in the Bond Reserve Fund totaled \$836,409.64 on 6-30-2007.



## 2007 MELLO-ROOS YEARLY FISCAL STATUS REPORT

<u>Date</u>	<u>Amount(\$)</u>	<u>Issuing Entity, County, Type of Debt, Purpose</u>	<u>Rating(s) Enhancmt</u>	<u>Type of Sale</u>	<u>Role, Participant</u>	<u>Maturity Date/ Type</u>	<u>Interest Rate/ Type</u>
03-18-04	\$11,000,000	Poway Unified School District CFD No 11 San Diego CDIAC Number: 2004-0341 Limited tax obligation bond Multiple capital improvements, public works Stonebridge Estates IA A	NR	Neg	(BC) Best Best & Krieger (TR) Zions First Natl Bk (UW) Stone & Youngberg	09-01-34 Comb	5.371 NIC

### YEARLY FISCAL STATUS REPORT INFORMATION

#### A. FUND BALANCES

<u>Year</u>	<u>Principal Amt Outstanding(\$)</u>	<u>Minimum Bond Reserve(\$)</u>	<u>Bond Reserve Fund(\$)</u>	<u>Capitalized Interest(\$)</u>	<u>Construction Fund(\$)</u>
03/04	11,000,000	973,491	993,609	860,107	1,587,714
04/05	11,000,000	966,000	985,929	353,886	0
05/06	11,000,000	1,005,666	1,016,184	334	0
06/07	10,970,000	1,014,682	1,007,600	0	0

#### B. TAX COLLECTION

<u>Year</u>	<u>Taxes Due(\$)</u>	<u>Taxes Unpaid(\$)</u>	<u>Percent</u>	<u>Teeter Plan</u>
03/04	0	0	0	No
04/05	147,458	2,292	2	No
05/06	443,100	13,582	3	No
06/07	706,912	26,452	4	No

#### C. DELINQUENT PARCELS

<u>Year</u>	<u>Reporting Date</u>	<u># of Parcels</u>	<u>Total Amount Due(\$)</u>
03/04	09-14-04	0	0
04/05	06-30-05	2	2,292
05/06	06-30-06	8	13,582
06/07	06-30-07	14	28,678

#### D. FORECLOSURE

<u># of Parcels</u>	<u>Total Amount of Taxes Due (\$)</u>
0	0
0	0
0	0
0	0

#### E. ASSESSED VALUE OF PARCELS

<u>Reporting Date</u>	<u>Appraisal/ Tax Roll</u>	<u>Assessed Value(\$)</u>
06-30-04	Tax Roll	39,678,752
07-01-05	Tax Roll	119,227,504
07-01-06	Tax Roll	232,919,240
07-01-07	Tax Roll	262,294,890

#### F. MISCELLANEOUS

The market valuation of all the funds and investments in the Reserve Fund totaled \$1,022,446.43 on 6-30-2007.



## 2007 MELLO-ROOS YEARLY FISCAL STATUS REPORT

<u>Date</u>	<u>Amount(\$)</u>	<u>Issuing Entity, County, Type of Debt, Purpose</u>	<u>Rating(s) Enhancmt</u>	<u>Type of Sale</u>	<u>Role, Participant</u>	<u>Maturity Date/ Type</u>	<u>Interest Rate/ Type</u>
06-16-05	\$13,475,000	Poway Unified School District CFD No 11 San Diego CDIAC Number: 2005-1085 Limited tax obligation bond Multiple capital improvements, public works Stonebridge Estates IA C	NR	Neg	(BC) Best Best & Krieger (TR) Zions First Natl Bk (UW) Stone & Youngberg	09-01-35 Comb	5.116 NIC

### YEARLY FISCAL STATUS REPORT INFORMATION

#### A. FUND BALANCES

<u>Year</u>	<u>Principal Amt Outstanding(\$)</u>	<u>Minimum Bond Reserve(\$)</u>	<u>Bond Reserve Fund(\$)</u>	<u>Capitalized Interest(\$)</u>	<u>Construction Fund(\$)</u>
05/06	13,475,000	1,165,073	1,175,515	895,857	10,129,366
06/07	13,475,000	1,189,893	1,174,575	300,706	4,176

#### B. TAX COLLECTION

<u>Year</u>	<u>Taxes Due(\$)</u>	<u>Taxes Unpaid(\$)</u>	<u>Percent</u>	<u>Teeter Plan</u>
05/06	0	0	0	No
06/07	132,025	0	0	No

#### C. DELINQUENT PARCELS

<u>Year</u>	<u>Reporting Date</u>	<u># of Parcels</u>	<u>Total Amount Due(\$)</u>
05/06	06-30-06	0	0
06/07	06-30-07	0	0

#### D. FORECLOSURE

<u># of Parcels</u>	<u>Total Amount of Taxes Due (\$)</u>
0	0
0	0

#### E. ASSESSED VALUE OF PARCELS

<u>Reporting Date</u>	<u>Appraisal/ Tax Roll</u>	<u>Assessed Value(\$)</u>
07-01-06	Tax Roll	165,738,468
07-01-07	Tax Roll	186,848,208

#### F. MISCELLANEOUS



## 2007 MELLO-ROOS YEARLY FISCAL STATUS REPORT

<u>Date</u>	<u>Amount(\$)</u>	<u>Issuing Entity, County, Type of Debt, Purpose</u>	<u>Rating(s) Enhancmt</u>	<u>Type of Sale</u>	<u>Role, Participant</u>	<u>Maturity Date/ Type</u>	<u>Interest Rate/ Type</u>
06-16-05	\$9,035,000	Poway Unified School District CFD No 11 San Diego CDIAC Number: 2005-1086 Limited tax obligation bond Multiple capital improvements, public works Stonebridge Estates IA B	NR	Neg	(BC) Best Best & Krieger (TR) Zions First Natl Bk (UW) Stone & Youngberg	09-01-35 Comb	5.048 NIC

### YEARLY FISCAL STATUS REPORT INFORMATION

#### A. FUND BALANCES

<u>Year</u>	<u>Principal Amt Outstanding(\$)</u>	<u>Minimum Bond Reserve(\$)</u>	<u>Bond Reserve Fund(\$)</u>	<u>Capitalized Interest(\$)</u>	<u>Construction Fund(\$)</u>
05/06	9,035,000	787,227	785,619	368,572	0
06/07	9,035,000	795,267	784,935	681	0

#### B. TAX COLLECTION

<u>Taxes Due(\$)</u>	<u>Taxes Unpaid(\$)</u>	<u>Percent</u>	<u>Teeter Plan</u>
0	0	0	No
371,266	6,851	2	No

#### C. DELINQUENT PARCELS

<u>Year</u>	<u>Reporting Date</u>	<u># of Parcels</u>	<u>Total Amount Due(\$)</u>
05/06	06-30-06	0	0
06/07	06-30-07	3	6,851

#### D. FORECLOSURE

<u># of Parcels</u>	<u>Total Amount of Taxes Due (\$)</u>
0	0
0	0

#### E. ASSESSED VALUE OF PARCELS

<u>Reporting Date</u>	<u>Appraisal/ Tax Roll</u>	<u>Assessed Value(\$)</u>
07-01-06	Tax Roll	117,265,183
07-01-07	Tax Roll	194,038,262

#### F. MISCELLANEOUS



## 2007 MELLO-ROOS YEARLY FISCAL STATUS REPORT

<u>Date</u>	<u>Amount(\$)</u>	<u>Issuing Entity, County, Type of Debt, Purpose</u>	<u>Rating(s) Enhancmt</u>	<u>Type of Sale</u>	<u>Role, Participant</u>	<u>Maturity Date/ Type</u>	<u>Interest Rate/ Type</u>
05-31-07	\$7,689,087	Poway Unified School District CFD No 12 San Diego CDIAC Number: 2007-0894 Limited tax obligation bond K-12 school facility Black Mountain Ranch Phase II - Southern Village & The Clusters	NR	Neg	(BC) Best Best & Krieger (TR) Zions First Natl Bk (UW) Poway USD PFA	09-01-40 Serial	4.801 TIC

### YEARLY FISCAL STATUS REPORT INFORMATION

#### A. FUND BALANCES

<u>Year</u>	<u>Principal Amt Outstanding(\$)</u>	<u>Minimum Bond Reserve(\$)</u>	<u>Bond Reserve Fund(\$)</u>	<u>Capitalized Interest(\$)</u>	<u>Construction Fund(\$)</u>
06/07	7,689,087	0	0	0	0

#### B. TAX COLLECTION

<u>Taxes Due(\$)</u>	<u>Taxes Unpaid(\$)</u>	<u>Percent</u>	<u>Teeter Plan</u>
367,844	14,669	4	No

#### C. DELINQUENT PARCELS

<u>Year</u>	<u>Reporting Date</u>	<u># of Parcels</u>	<u>Total Amount Due(\$)</u>
06/07	06-30-07	12	16,243

#### D. FORECLOSURE

<u># of Parcels</u>	<u>Total Amount of Taxes Due (\$)</u>
0	0

#### E. ASSESSED VALUE OF PARCELS

<u>Reporting Date</u>	<u>Appraisal/ Tax Roll</u>	<u>Assessed Value(\$)</u>
06-30-07	Tax Roll	258,377,689

#### F. MISCELLANEOUS



## 2007 MELLO-ROOS YEARLY FISCAL STATUS REPORT

<u>Date</u>	<u>Amount(\$)</u>	<u>Issuing Entity, County, Type of Debt, Purpose</u>	<u>Rating(s) Enhancmt</u>	<u>Type of Sale</u>	<u>Role, Participant</u>	<u>Maturity Date/ Type</u>	<u>Interest Rate/ Type</u>
06-22-06	\$51,515,000	Poway Unified School District CFD No 14 San Diego CDIAC Number: 2006-0782 Limited tax obligation bond Multiple capital improvements, public works Del Sur	NR	Neg	(BC) Best Best & Krieger (TR) Zions First Natl Bk (UW) Stone & Youngberg	09-01-36 Comb	5.292 TIC

### YEARLY FISCAL STATUS REPORT INFORMATION

#### A. FUND BALANCES

<u>Year</u>	<u>Principal Amt Outstanding(\$)</u>	<u>Minimum Bond Reserve(\$)</u>	<u>Bond Reserve Fund(\$)</u>	<u>Capitalized Interest(\$)</u>	<u>Construction Fund(\$)</u>
05/06	51,515,000	4,481,015	4,600,987	3,161,015	42,559,640
06/07	51,515,000	4,609,199	4,775,143	1,437,222	34,050,635

#### B. TAX COLLECTION

<u>Taxes Due(\$)</u>	<u>Taxes Unpaid(\$)</u>	<u>Percent</u>	<u>Teeter Plan</u>
0	0	0	No
598,735	11,357	2	No

#### C. DELINQUENT PARCELS

<u>Year</u>	<u>Reporting Date</u>	<u># of Parcels</u>	<u>Total Amount Due(\$)</u>
05/06	06-30-06	0	0
06/07	06-30-07	6	11,357

#### D. FORECLOSURE

<u># of Parcels</u>	<u>Total Amount of Taxes Due (\$)</u>
0	0
0	0

#### E. ASSESSED VALUE OF PARCELS

<u>Reporting Date</u>	<u>Appraisal/ Tax Roll</u>	<u>Assessed Value(\$)</u>
04-01-06	Appraisal	330,500,000
07-01-07	Tax Roll	228,730,141

#### F. MISCELLANEOUS





## 2007 MELLO-ROOS YEARLY FISCAL STATUS REPORT

<u>Date</u>	<u>Amount(\$)</u>	<u>Issuing Entity, County, Type of Debt, Purpose</u>	<u>Rating(s) Enhancmt</u>	<u>Type of Sale</u>	<u>Role, Participant</u>	<u>Maturity Date/ Type</u>	<u>Interest Rate/ Type</u>
06-22-06	\$51,495,000	Poway Unified School District CFD No 14 San Diego CDIAC Number: 2006-0783 Limited tax obligation bond Multiple capital improvements, public works Del Sur IA A	NR	Neg	(BC) Best Best & Krieger (TR) Zions First Natl Bk (UW) Stone & Youngberg	09-01-36 Comb	5.292 TIC

### YEARLY FISCAL STATUS REPORT INFORMATION

#### A. FUND BALANCES

<u>Year</u>	<u>Principal Amt Outstanding(\$)</u>	<u>Minimum Bond Reserve(\$)</u>	<u>Bond Reserve Fund(\$)</u>	<u>Capitalized Interest(\$)</u>	<u>Construction Fund(\$)</u>
05/06	51,495,000	4,479,174	4,599,097	3,159,764	42,611,961
06/07	51,495,000	4,607,304	4,773,049	1,436,653	2,122,911

#### B. TAX COLLECTION

<u>Taxes Due(\$)</u>	<u>Taxes Unpaid(\$)</u>	<u>Percent</u>	<u>Teeter Plan</u>
0	0	0	No
598,513	11,353	2	No

#### C. DELINQUENT PARCELS

<u>Year</u>	<u>Reporting Date</u>	<u># of Parcels</u>	<u>Total Amount Due(\$)</u>
05/06	06-30-06	0	0
06/07	06-30-07	6	11,353

#### D. FORECLOSURE

<u># of Parcels</u>	<u>Total Amount of Taxes Due (\$)</u>
0	0
0	0

#### E. ASSESSED VALUE OF PARCELS

<u>Reporting Date</u>	<u>Appraisal/ Tax Roll</u>	<u>Assessed Value(\$)</u>
04-01-06	Appraisal	330,500,000
07-01-07	Tax Roll	228,730,141

#### F. MISCELLANEOUS



## 2007 MELLO-ROOS YEARLY FISCAL STATUS REPORT

<u>Date</u>	<u>Amount(\$)</u>	<u>Issuing Entity, County, Type of Debt, Purpose</u>	<u>Rating(s) Enhancmt</u>	<u>Type of Sale</u>	<u>Role, Participant</u>	<u>Maturity Date/ Type</u>	<u>Interest Rate/ Type</u>
03-20-03	\$12,635,000	Poway Unified School District CFD No 2 San Diego CDIAC Number: 2003-0252 Limited tax obligation bond K-12 school facility Subarea IV - Torrey Highlands	NR	Neg	(BC) Best Best & Krieger (TR) US Bank Natl Assoc (UW) Poway USD PFA	09-01-28 Comb	4.562 TIC

### YEARLY FISCAL STATUS REPORT INFORMATION

#### A. FUND BALANCES

<u>Year</u>	<u>Principal Amt Outstanding(\$)</u>	<u>Minimum Bond Reserve(\$)</u>	<u>Bond Reserve Fund(\$)</u>	<u>Capitalized Interest(\$)</u>	<u>Construction Fund(\$)</u>
02/03	12,635,000	0	0	0	11,154,980
03/04	12,635,000	0	0	0	7,255,363
04/05	12,485,000	0	0	0	574
06/07	12,135,000	0	0	0	29

#### B. TAX COLLECTION

<u>Taxes Due(\$)</u>	<u>Taxes Unpaid(\$)</u>	<u>Percent</u>	<u>Teeter Plan</u>
767,573	9,270	1	No
826,662	7,565	1	No
843,194	9,645	1	No
877,255	16,065	2	No

#### C. DELINQUENT PARCELS

<u>Year</u>	<u>Reporting Date</u>	<u># of Parcels</u>	<u>Total Amount Due(\$)</u>
02/03	09-02-03	7	9,270
03/04	09-14-04	6	7,565
04/05	06-30-05	8	9,645
06/07	06-30-07	9	20,000

#### D. FORECLOSURE

<u># of Parcels</u>	<u>Total Amount of Taxes Due (\$)</u>
0	0
0	0
0	0
0	0

#### E. ASSESSED VALUE OF PARCELS

<u>Reporting Date</u>	<u>Appraisal/ Tax Roll</u>	<u>Assessed Value(\$)</u>
06-30-03	Tax Roll	332,867,994
06-30-04	Tax Roll	347,720,126
07-01-05	Tax Roll	359,187,959
07-01-07	Tax Roll	416,623,082

#### F. MISCELLANEOUS



## 2007 MELLO-ROOS YEARLY FISCAL STATUS REPORT

<u>Date</u>	<u>Amount(\$)</u>	<u>Issuing Entity, County, Type of Debt, Purpose</u>	<u>Rating(s) Enhancmt</u>	<u>Type of Sale</u>	<u>Role, Participant</u>	<u>Maturity Date/ Type</u>	<u>Interest Rate/ Type</u>
05-31-07	\$1,598,847	Poway Unified School District CFD No 2 San Diego CDIAC Number: 2007-0889 Limited tax obligation bond K-12 school facility Subarea IV - Torrey Highlands	NR	Neg	(BC) Best Best & Krieger (TR) Zions First Natl Bk (UW) Poway USD PFA	09-01-32 Serial	4.8 TIC

### YEARLY FISCAL STATUS REPORT INFORMATION

#### A. FUND BALANCES

<u>Year</u>	<u>Principal Amt Outstanding(\$)</u>	<u>Minimum Bond Reserve(\$)</u>	<u>Bond Reserve Fund(\$)</u>	<u>Capitalized Interest(\$)</u>	<u>Construction Fund(\$)</u>
06/07	1,598,847	0	0	0	29

#### B. TAX COLLECTION

<u>Taxes Due(\$)</u>	<u>Taxes Unpaid(\$)</u>	<u>Percent</u>	<u>Teeter Plan</u>
877,255	16,065	2	No

#### C. DELINQUENT PARCELS

<u>Year</u>	<u>Reporting Date</u>	<u># of Parcels</u>	<u>Total Amount Due(\$)</u>
06/07	06-30-07	9	20,000

#### D. FORECLOSURE

<u># of Parcels</u>	<u>Total Amount of Taxes Due (\$)</u>
0	0

#### E. ASSESSED VALUE OF PARCELS

<u>Reporting Date</u>	<u>Appraisal/ Tax Roll</u>	<u>Assessed Value(\$)</u>
06-30-07	Tax Roll	416,623,082

#### F. MISCELLANEOUS



## 2007 MELLO-ROOS YEARLY FISCAL STATUS REPORT

<u>Date</u>	<u>Amount(\$)</u>	<u>Issuing Entity, County, Type of Debt, Purpose</u>	<u>Rating(s) Enhancmt</u>	<u>Type of Sale</u>	<u>Role, Participant</u>	<u>Maturity Date/ Type</u>	<u>Interest Rate/ Type</u>
03-20-03	\$5,485,000	Poway Unified School District CFD No 3 San Diego CDIAC Number: 2003-0255 Limited tax obligation bond K-12 school facility Christopherhill	NR	Neg	(BC) Best Best & Krieger (TR) US Bank Natl Assoc (UW) Poway USD PFA	09-01-28 Comb	4.555 TIC

### YEARLY FISCAL STATUS REPORT INFORMATION

#### A. FUND BALANCES

<u>Year</u>	<u>Principal Amt Outstanding(\$)</u>	<u>Minimum Bond Reserve(\$)</u>	<u>Bond Reserve Fund(\$)</u>	<u>Capitalized Interest(\$)</u>	<u>Construction Fund(\$)</u>
02/03	5,485,000	0	0	0	0
03/04	5,485,000	0	0	0	0
04/05	5,415,000	0	0	0	0
06/07	5,255,000	0	0	0	0

#### B. TAX COLLECTION

<u>Taxes Due(\$)</u>	<u>Taxes Unpaid(\$)</u>	<u>Percent</u>	<u>Teeter Plan</u>
344,729	2,333	1	No
351,621	963	0	No
358,653	2,120	1	No
373,141	4,533	1	No

#### C. DELINQUENT PARCELS

<u>Year</u>	<u>Reporting Date</u>	<u># of Parcels</u>	<u>Total Amount Due(\$)</u>
02/03	09-02-03	5	2,641
03/04	09-14-04	2	963
04/05	06-30-05	5	2,120
06/07	06-30-07	7	4,533

#### D. FORECLOSURE

<u># of Parcels</u>	<u>Total Amount of Taxes Due (\$)</u>
0	0
0	0
0	0
0	0

#### E. ASSESSED VALUE OF PARCELS

<u>Reporting Date</u>	<u>Appraisal/ Tax Roll</u>	<u>Assessed Value(\$)</u>
06-30-03	Tax Roll	172,202,923
06-30-04	Tax Roll	181,023,394
07-01-05	Tax Roll	195,641,096
07-01-07	Tax Roll	217,320,553

#### F. MISCELLANEOUS



## 2007 MELLO-ROOS YEARLY FISCAL STATUS REPORT

<u>Date</u>	<u>Amount(\$)</u>	<u>Issuing Entity, County, Type of Debt, Purpose</u>	<u>Rating(s) Enhancmt</u>	<u>Type of Sale</u>	<u>Role, Participant</u>	<u>Maturity Date/ Type</u>	<u>Interest Rate/ Type</u>
05-31-07	\$11,989,000	Poway Unified School District CFD No 4 San Diego CDIAC Number: 2007-0890 Limited tax obligation bond K-12 school facility Black Mountain Ranch	NR	Neg	(BC) Best Best & Krieger (TR) Zions First Natl Bk (UW) Poway USD PFA	09-01-42 Term	4.8 TIC

### YEARLY FISCAL STATUS REPORT INFORMATION

#### A. FUND BALANCES

<u>Year</u>	<u>Principal Amt Outstanding(\$)</u>	<u>Minimum Bond Reserve(\$)</u>	<u>Bond Reserve Fund(\$)</u>	<u>Capitalized Interest(\$)</u>	<u>Construction Fund(\$)</u>
06/07	11,989,000	0	0	113,496	0

#### B. TAX COLLECTION

<u>Taxes Due(\$)</u>	<u>Taxes Unpaid(\$)</u>	<u>Percent</u>	<u>Teeter Plan</u>
708,039	35,710	5	No

#### C. DELINQUENT PARCELS

<u>Year</u>	<u>Reporting Date</u>	<u># of Parcels</u>	<u>Total Amount Due(\$)</u>
06/07	06-30-07	48	45,483

#### D. FORECLOSURE

<u># of Parcels</u>	<u>Total Amount of Taxes Due (\$)</u>
0	0

#### E. ASSESSED VALUE OF PARCELS

<u>Reporting Date</u>	<u>Appraisal/ Tax Roll</u>	<u>Assessed Value(\$)</u>
06-30-07	Tax Roll	1,199,681,770

#### F. MISCELLANEOUS



## 2007 MELLO-ROOS YEARLY FISCAL STATUS REPORT

<u>Date</u>	<u>Amount(\$)</u>	<u>Issuing Entity, County, Type of Debt, Purpose</u>	<u>Rating(s) Enhancmt</u>	<u>Type of Sale</u>	<u>Role, Participant</u>	<u>Maturity Date/ Type</u>	<u>Interest Rate/ Type</u>
03-20-03	\$1,670,000	Poway Unified School District CFD No 5 San Diego CDIAC Number: 2003-0254 Limited tax obligation bond K-12 school facility Santa Fe Valley Area IV	NR	Neg	(BC) Best Best & Krieger (TR) US Bank Natl Assoc (UW) Poway USD PFA	09-01-28 Comb	4.553 TIC

### YEARLY FISCAL STATUS REPORT INFORMATION

#### A. FUND BALANCES

<u>Year</u>	<u>Principal Amt Outstanding(\$)</u>	<u>Minimum Bond Reserve(\$)</u>	<u>Bond Reserve Fund(\$)</u>	<u>Capitalized Interest(\$)</u>	<u>Construction Fund(\$)</u>
02/03	1,670,000	0	0	0	0
03/04	1,670,000	0	0	0	0
04/05	1,650,000	0	0	0	0
06/07	1,600,000	0	0	0	0

#### B. TAX COLLECTION

<u>Year</u>	<u>Taxes Due(\$)</u>	<u>Taxes Unpaid(\$)</u>	<u>Percent</u>	<u>Teeter Plan</u>
02/03	120,186	2,006	2	No
03/04	122,590	0	0	No
04/05	125,041	1,663	1	No
06/07	130,093	2,608	2	No

#### C. DELINQUENT PARCELS

<u>Year</u>	<u>Reporting Date</u>	<u># of Parcels</u>	<u>Total Amount Due(\$)</u>
02/03	09-02-03	4	2,006
03/04	09-14-04	0	0
04/05	06-30-05	3	1,663
06/07	06-30-07	4	2,608

#### D. FORECLOSURE

<u># of Parcels</u>	<u>Total Amount of Taxes Due (\$)</u>
0	0
0	0
0	0
0	0

#### E. ASSESSED VALUE OF PARCELS

<u>Reporting Date</u>	<u>Appraisal/ Tax Roll</u>	<u>Assessed Value(\$)</u>
06-30-03	Tax Roll	135,302,155
06-30-04	Tax Roll	143,249,546
07-01-05	Tax Roll	151,048,517
07-01-07	Tax Roll	168,718,736

#### F. MISCELLANEOUS



## 2007 MELLO-ROOS YEARLY FISCAL STATUS REPORT

<u>Date</u>	<u>Amount(\$)</u>	<u>Issuing Entity, County, Type of Debt, Purpose</u>	<u>Rating(s) Enhancmt</u>	<u>Type of Sale</u>	<u>Role, Participant</u>	<u>Maturity Date/ Type</u>	<u>Interest Rate/ Type</u>
10-10-02	\$25,000,000	Poway Unified School District CFD No 6 San Diego CDIAC Number: 2002-1748 Limited tax obligation bond K-12 school facility 4S Ranch	NR	Neg	(BC) Best Best & Krieger (TR) State Street Bank Corp (UW) Stone & Youngberg	09-01-33 Comb	5.568 TIC

### YEARLY FISCAL STATUS REPORT INFORMATION

#### A. FUND BALANCES

<u>Year</u>	<u>Principal Amt Outstanding(\$)</u>	<u>Minimum Bond Reserve(\$)</u>	<u>Bond Reserve Fund(\$)</u>	<u>Capitalized Interest(\$)</u>	<u>Construction Fund(\$)</u>
02/03	25,000,000	2,276,143	2,325,405	0	20,709,835
03/04	25,000,000	2,301,961	2,306,453	0	4,279,313
04/05	24,975,000	2,322,192	2,312,215	0	2,876,842
05/06	24,920,000	2,342,557	6,317,687	0	1
06/07	24,835,000	2,363,117	6,640,611	0	1

#### B. TAX COLLECTION

<u>Year</u>	<u>Taxes Due(\$)</u>	<u>Taxes Unpaid(\$)</u>	<u>Percent</u>	<u>Teeter Plan</u>
02/03	801,198	7,246	1	No
03/04	1,704,935	8,477	0	No
04/05	3,362,370	44,433	1	No
05/06	3,603,561	83,344	2	No
06/07	5,256,326	143,821	3	No

#### C. DELINQUENT PARCELS

<u>Year</u>	<u>Reporting Date</u>	<u># of Parcels</u>	<u>Total Amount Due(\$)</u>
02/03	09-02-03	5	7,246
03/04	09-14-04	5	9,512
04/05	06-30-05	27	45,495
05/06	06-30-06	53	95,275
06/07	06-30-07	92	168,247

#### D. FORECLOSURE

<u># of Parcels</u>	<u>Total Amount of Taxes Due (\$)</u>
0	0
0	0
0	0
0	0
0	0

#### E. ASSESSED VALUE OF PARCELS

<u>Reporting Date</u>	<u>Appraisal/ Tax Roll</u>	<u>Assessed Value(\$)</u>
06-30-03	Tax Roll	489,549,653
06-30-04	Tax Roll	861,584,162
07-01-05	Tax Roll	1,158,470,061
07-01-06	Tax Roll	1,735,427,827
07-01-07	Tax Roll	2,309,250,042

#### F. MISCELLANEOUS

Bond Reserve Fund is shared between CFD No 6 Series 2002 and CFD No 6 Series 2005.



## 2007 MELLO-ROOS YEARLY FISCAL STATUS REPORT

<u>Date</u>	<u>Amount(\$)</u>	<u>Issuing Entity, County, Type of Debt, Purpose</u>	<u>Rating(s) Enhancmt</u>	<u>Type of Sale</u>	<u>Role, Participant</u>	<u>Maturity Date/ Type</u>	<u>Interest Rate/ Type</u>
12-19-02	\$18,000,000	Poway Unified School District CFD No 6 San Diego CDIAC Number: 2002-2002 Limited tax obligation bond Multiple capital improvements, public works 4S Ranch IA A	NR	Neg	(BC) Best Best & Krieger (TR) State Street Bank Corp (UW) Stone & Youngberg	09-01-33 Comb	6.056 NIC

### YEARLY FISCAL STATUS REPORT INFORMATION

#### A. FUND BALANCES

<u>Year</u>	<u>Principal Amt Outstanding(\$)</u>	<u>Minimum Bond Reserve(\$)</u>	<u>Bond Reserve Fund(\$)</u>	<u>Capitalized Interest(\$)</u>	<u>Construction Fund(\$)</u>
02/03	18,000,000	1,739,090	1,774,348	543,603	4,198,165
03/04	18,000,000	1,786,134	1,792,090	0	165,732
04/05	18,000,000	1,800,000	1,807,472	0	186,858
05/06	18,000,000	1,800,000	1,836,883	0	113,041
06/07	17,985,000	1,800,000	1,803,246	0	119,702

#### B. TAX COLLECTION

<u>Taxes Due(\$)</u>	<u>Taxes Unpaid(\$)</u>	<u>Percent</u>	<u>Teeter Plan</u>
0	0	0	No
1,063,989	518	0	No
1,163,113	8,809	1	No
1,118,071	20,684	2	No
1,145,802	26,111	2	No

#### C. DELINQUENT PARCELS

<u>Year</u>	<u>Reporting Date</u>	<u># of Parcels</u>	<u>Total Amount Due(\$)</u>
02/03	09-02-03	0	0
03/04	09-14-04	1	518
04/05	06-30-05	6	8,809
05/06	06-30-06	13	22,853
06/07	06-30-07	14	32,988

#### D. FORECLOSURE

<u># of Parcels</u>	<u>Total Amount of Taxes Due (\$)</u>
0	0
0	0
0	0
0	0
0	0

#### E. ASSESSED VALUE OF PARCELS

<u>Reporting Date</u>	<u>Appraisal/ Tax Roll</u>	<u>Assessed Value(\$)</u>
10-25-02	Appraisal	72,820,000
06-30-04	Tax Roll	248,615,239
07-01-05	Tax Roll	345,672,526
07-01-06	Tax Roll	417,692,833
07-01-07	Tax Roll	492,738,103

#### F. MISCELLANEOUS





## 2007 MELLO-ROOS YEARLY FISCAL STATUS REPORT

<u>Date</u>	<u>Amount(\$)</u>	<u>Issuing Entity, County, Type of Debt, Purpose</u>	<u>Rating(s) Enhancmt</u>	<u>Type of Sale</u>	<u>Role, Participant</u>	<u>Maturity Date/ Type</u>	<u>Interest Rate/ Type</u>
11-22-05	\$44,305,000	Poway Unified School District CFD No 6 San Diego CDIAC Number: 2005-1941 Limited tax obligation bond K-12 school facility 4S Ranch	NR	Neg	(BC) Best Best & Krieger (TR) Zions First Natl Bk (UW) Stone & Youngberg	09-01-35 Comb	5.181 NIC

### YEARLY FISCAL STATUS REPORT INFORMATION

#### A. FUND BALANCES

<u>Year</u>	<u>Principal Amt Outstanding(\$)</u>	<u>Minimum Bond Reserve(\$)</u>	<u>Bond Reserve Fund(\$)</u>	<u>Capitalized Interest(\$)</u>	<u>Construction Fund(\$)</u>
05/06	44,305,000	3,994,282	6,317,687	0	14,591,657
06/07	44,225,000	4,054,164	6,640,611	0	2,409

#### B. TAX COLLECTION

<u>Year</u>	<u>Taxes Due(\$)</u>	<u>Taxes Unpaid(\$)</u>	<u>Percent</u>	<u>Teeter Plan</u>
05/06	3,603,561	83,344	2	No
06/07	5,256,326	143,821	3	No

#### C. DELINQUENT PARCELS

<u>Year</u>	<u>Reporting Date</u>	<u># of Parcels</u>	<u>Total Amount Due(\$)</u>
05/06	06-30-06	53	95,275
06/07	06-30-07	92	168,247

#### D. FORECLOSURE

<u># of Parcels</u>	<u>Total Amount of Taxes Due (\$)</u>
0	0
0	0

#### E. ASSESSED VALUE OF PARCELS

<u>Reporting Date</u>	<u>Appraisal/ Tax Roll</u>	<u>Assessed Value(\$)</u>
07-01-06	Tax Roll	1,735,427,827
07-01-07	Tax Roll	2,309,250,042

#### F. MISCELLANEOUS

Bond Reserve Fund is shared between CFD No 6 Series 2002 and CFD No 6 Series 2005.



## 2007 MELLO-ROOS YEARLY FISCAL STATUS REPORT

<u>Date</u>	<u>Amount(\$)</u>	<u>Issuing Entity, County, Type of Debt, Purpose</u>	<u>Rating(s) Enhancmt</u>	<u>Type of Sale</u>	<u>Role, Participant</u>	<u>Maturity Date/ Type</u>	<u>Interest Rate/ Type</u>
11-22-05	\$30,000,000	Poway Unified School District CFD No 6 San Diego CDIAC Number: 2005-1942 Limited tax obligation bond Multiple capital improvements, public works 4S Ranch IA B	NR	Neg	(BC) Best Best & Krieger (TR) Zions First Natl Bk (UW) Stone & Youngberg	09-01-36 Comb	5.196 NIC

### YEARLY FISCAL STATUS REPORT INFORMATION

#### A. FUND BALANCES

<u>Year</u>	<u>Principal Amt Outstanding(\$)</u>	<u>Minimum Bond Reserve(\$)</u>	<u>Bond Reserve Fund(\$)</u>	<u>Capitalized Interest(\$)</u>	<u>Construction Fund(\$)</u>
05/06	30,000,000	2,642,882	2,655,496	777,224	3
06/07	30,000,000	2,642,882	2,791,551	110	52,507

#### B. TAX COLLECTION

<u>Year</u>	<u>Taxes Due(\$)</u>	<u>Taxes Unpaid(\$)</u>	<u>Percent</u>	<u>Teeter Plan</u>
05/06	203,739	5,294	3	No
06/07	1,414,772	32,051	2	No

#### C. DELINQUENT PARCELS

<u>Year</u>	<u>Reporting Date</u>	<u># of Parcels</u>	<u>Total Amount Due(\$)</u>
05/06	06-30-06	4	5,294
06/07	06-30-07	49	34,357

#### D. FORECLOSURE

<u># of Parcels</u>	<u>Total Amount of Taxes Due (\$)</u>
0	0
0	0

#### E. ASSESSED VALUE OF PARCELS

<u>Reporting Date</u>	<u>Appraisal/ Tax Roll</u>	<u>Assessed Value(\$)</u>
07-01-06	Tax Roll	578,128,907
07-01-07	Tax Roll	994,473,896

#### F. MISCELLANEOUS



## 2007 MELLO-ROOS YEARLY FISCAL STATUS REPORT

<u>Date</u>	<u>Amount(\$)</u>	<u>Issuing Entity, County, Type of Debt, Purpose</u>	<u>Rating(s) Enhancmt</u>	<u>Type of Sale</u>	<u>Role, Participant</u>	<u>Maturity Date/ Type</u>	<u>Interest Rate/ Type</u>
03-20-03	\$1,545,000	Poway Unified School District CFD No 7 San Diego CDIAC Number: 2003-0253 Limited tax obligation bond K-12 school facility Fairbank Highlands	NR	Neg	(BC) Best Best & Krieger (TR) US Bank Natl Assoc (UW) Poway USD PFA	09-01-28 Comb	4.584 TIC

### YEARLY FISCAL STATUS REPORT INFORMATION

#### A. FUND BALANCES

<u>Year</u>	<u>Principal Amt Outstanding(\$)</u>	<u>Minimum Bond Reserve(\$)</u>	<u>Bond Reserve Fund(\$)</u>	<u>Capitalized Interest(\$)</u>	<u>Construction Fund(\$)</u>
02/03	1,545,000	0	0	0	0
03/04	1,545,000	0	0	0	0
04/05	1,530,000	0	0	0	0
06/07	1,495,000	0	0	0	0

#### B. TAX COLLECTION

<u>Year</u>	<u>Taxes Due(\$)</u>	<u>Taxes Unpaid(\$)</u>	<u>Percent</u>	<u>Teeter Plan</u>
02/03	113,469	2,440	2	No
03/04	115,739	1,867	2	No
04/05	118,052	2,539	2	No
06/07	122,821	2,641	2	No

#### C. DELINQUENT PARCELS

<u>Year</u>	<u>Reporting Date</u>	<u># of Parcels</u>	<u>Total Amount Due(\$)</u>
02/03	09-02-03	3	3,038
03/04	09-14-04	2	1,867
04/05	06-30-05	4	5,675
06/07	06-30-07	2	2,641

#### D. FORECLOSURE

<u># of Parcels</u>	<u>Total Amount of Taxes Due (\$)</u>
0	0
0	0
0	0
0	0

#### E. ASSESSED VALUE OF PARCELS

<u>Reporting Date</u>	<u>Appraisal/ Tax Roll</u>	<u>Assessed Value(\$)</u>
06-30-03	Tax Roll	123,351,325
06-30-04	Tax Roll	130,035,797
07-01-05	Tax Roll	136,981,594
07-01-07	Tax Roll	166,790,723

#### F. MISCELLANEOUS



## 2007 MELLO-ROOS YEARLY FISCAL STATUS REPORT

<u>Date</u>	<u>Amount(\$)</u>	<u>Issuing Entity, County, Type of Debt, Purpose</u>	<u>Rating(s) Enhancmt</u>	<u>Type of Sale</u>	<u>Role, Participant</u>	<u>Maturity Date/ Type</u>	<u>Interest Rate/ Type</u>
05-31-07	\$7,329,000	Poway Unified School District CFD No 8 San Diego CDIAC Number: 2007-0891 Limited tax obligation bond K-12 school facility Black Mountain Ranch Phase II	NR	Neg	(BC) Best Best & Krieger (TR) Zions First Natl Bk (UW) Poway USD PFA	09-01-32 Term	4.801 TIC

### YEARLY FISCAL STATUS REPORT INFORMATION

#### A. FUND BALANCES

<u>Year</u>	<u>Principal Amt Outstanding(\$)</u>	<u>Minimum Bond Reserve(\$)</u>	<u>Bond Reserve Fund(\$)</u>	<u>Capitalized Interest(\$)</u>	<u>Construction Fund(\$)</u>
06/07	7,329,000	0	0	69,381	0

#### B. TAX COLLECTION

<u>Taxes Due(\$)</u>	<u>Taxes Unpaid(\$)</u>	<u>Percent</u>	<u>Teeter Plan</u>
485,558	20,335	4	No

#### C. DELINQUENT PARCELS

<u>Year</u>	<u>Reporting Date</u>	<u># of Parcels</u>	<u>Total Amount Due(\$)</u>
06/07	06-30-07	12	22,772

#### D. FORECLOSURE

<u># of Parcels</u>	<u>Total Amount of Taxes Due (\$)</u>
0	0

#### E. ASSESSED VALUE OF PARCELS

<u>Reporting Date</u>	<u>Appraisal/ Tax Roll</u>	<u>Assessed Value(\$)</u>
06-30-07	Tax Roll	237,889,024

#### F. MISCELLANEOUS



## 2007 MELLO-ROOS YEARLY FISCAL STATUS REPORT

<u>Date</u>	<u>Amount(\$)</u>	<u>Issuing Entity, County, Type of Debt, Purpose</u>	<u>Rating(s) Enhancmt</u>	<u>Type of Sale</u>	<u>Role, Participant</u>	<u>Maturity Date/ Type</u>	<u>Interest Rate/ Type</u>
05-31-07	\$1,711,000	Poway Unified School District CFD No 9 San Diego CDIAC Number: 2007-0892 Limited tax obligation bond K-12 school facility Portswood	NR	Neg	(BC) Best Best & Krieger (TR) Zions First Natl Bk (UW) Poway USD PFA	09-01-32 Term	4.801 TIC

### YEARLY FISCAL STATUS REPORT INFORMATION

#### A. FUND BALANCES

<u>Year</u>	<u>Principal Amt Outstanding(\$)</u>	<u>Minimum Bond Reserve(\$)</u>	<u>Bond Reserve Fund(\$)</u>	<u>Capitalized Interest(\$)</u>	<u>Construction Fund(\$)</u>
06/07	1,711,000	0	0	16,197	0

#### B. TAX COLLECTION

<u>Taxes Due(\$)</u>	<u>Taxes Unpaid(\$)</u>	<u>Percent</u>	<u>Teeter Plan</u>
134,713	0	0	No

#### C. DELINQUENT PARCELS

<u>Year</u>	<u>Reporting Date</u>	<u># of Parcels</u>	<u>Total Amount Due(\$)</u>
06/07	06-30-07	0	0

#### D. FORECLOSURE

<u># of Parcels</u>	<u>Total Amount of Taxes Due (\$)</u>
0	0

#### E. ASSESSED VALUE OF PARCELS

<u>Reporting Date</u>	<u>Appraisal/ Tax Roll</u>	<u>Assessed Value(\$)</u>
06-30-07	Tax Roll	76,012,820

#### F. MISCELLANEOUS



## 2007 MELLO-ROOS YEARLY FISCAL STATUS REPORT

<u>Date</u>	<u>Amount(\$)</u>	<u>Issuing Entity, County, Type of Debt, Purpose</u>	<u>Rating(s) Enhancmt</u>	<u>Type of Sale</u>	<u>Role, Participant</u>	<u>Maturity Date/ Type</u>	<u>Interest Rate/ Type</u>
11-29-95	\$4,000,000	Ramona Unified School District CFD No 92-1 San Diego CDIAC Number: 1995-1349 Limited tax obligation bond K-12 school facility Woodson	NR	Neg	(BC) Bowie Arneson Kadi (TR) State Street Bank Corp (UW) Piper Jaffray Inc	09-01-20 Comb	6.763 NIC

### YEARLY FISCAL STATUS REPORT INFORMATION

#### A. FUND BALANCES

<u>Year</u>	<u>Principal Amt Outstanding(\$)</u>	<u>Minimum Bond Reserve(\$)</u>	<u>Bond Reserve Fund(\$)</u>	<u>Capitalized Interest(\$)</u>	<u>Construction Fund(\$)</u>
01/02	3,820,000	400,000	400,000	0	0
02/03	3,765,000	400,000	400,000	0	1,259,948
03/04	3,655,000	400,000	400,000	0	1,267,607
04/05	3,625,000	400,000	400,000	0	1,286,986
05/06	3,535,000	400,000	400,000	0	1,331,072
06/07	3,435,000	400,000	400,000	0	417,532

#### B. TAX COLLECTION

<u>Taxes Due(\$)</u>	<u>Taxes Unpaid(\$)</u>	<u>Percent</u>	<u>Teeter Plan</u>
322,694	1,261	0	No
330,767	4,805	1	No
337,373	4,901	1	No
344,119	5,671	2	No
352,718	8,335	2	No
359,769	59,807	17	No

#### C. DELINQUENT PARCELS

<u>Year</u>	<u>Reporting Date</u>	<u># of Parcels</u>	<u>Total Amount Due(\$)</u>
01/02	08-13-02	1	1,261
02/03	09-02-03	1	4,805
03/04	09-02-04	1	4,901
04/05	06-30-05	2	5,671
05/06	06-30-06	5	8,335
06/07	06-30-07	11	66,764

#### D. FORECLOSURE

<u># of Parcels</u>	<u>Total Amount of Taxes Due (\$)</u>
0	0
0	0
0	0
0	0
0	0
0	0

#### E. ASSESSED VALUE OF PARCELS

<u>Reporting Date</u>	<u>Appraisal/ Tax Roll</u>	<u>Assessed Value(\$)</u>
06-30-02	Tax Roll	76,732,650
06-30-03	Tax Roll	81,270,054
06-30-04	Tax Roll	86,769,586
07-01-05	Tax Roll	96,571,047
07-01-06	Tax Roll	103,305,409
07-01-07	Tax Roll	107,649,790

#### F. MISCELLANEOUS



## 2007 MELLO-ROOS YEARLY FISCAL STATUS REPORT

<u>Date</u>	<u>Amount(\$)</u>	<u>Issuing Entity, County, Type of Debt, Purpose</u>	<u>Rating(s) Enhancmt</u>	<u>Type of Sale</u>	<u>Role, Participant</u>	<u>Maturity Date/ Type</u>	<u>Interest Rate/ Type</u>
12-20-00	\$29,025,000	Rancho Santa Fe Community Services District CFD No 1 San Diego CDIAC Number: 2000-1819 Limited tax obligation bond Multiple capital improvements, public works Santa Fe Vly	NR	Neg	(BC) Best Best & Krieger (FA) Fieldman Rolapp (TR) BNY Western Trust (UW) Stone & Youngberg	09-01-30 Comb	6.75 TIC

### YEARLY FISCAL STATUS REPORT INFORMATION

#### A. FUND BALANCES

<u>Year</u>	<u>Principal Amt Outstanding(\$)</u>	<u>Minimum Bond Reserve(\$)</u>	<u>Bond Reserve Fund(\$)</u>	<u>Capitalized Interest(\$)</u>	<u>Construction Fund(\$)</u>
01/02	29,025,000	2,899,918	2,987,001	0	18,671,624
02/03	29,025,000	2,899,918	2,987,123	0	19,649,157
03/04	29,025,000	2,899,918	2,987,038	0	13,814,134
04/05	29,010,000	2,899,918	2,988,256	0	14,149,674
05/06	28,955,000	2,899,918	2,987,821	0	12,063,389
06/07	28,860,000	2,899,918	3,171,534	0	10,315,637

#### B. TAX COLLECTION

<u>Taxes Due(\$)</u>	<u>Taxes Unpaid(\$)</u>	<u>Percent</u>	<u>Teeter Plan</u>
2,005,957	75,331	4	No
2,043,152	78,050	4	No
2,090,127	14,534	1	No
2,369,137	4,976	0	No
2,416,109	25,633	1	No
2,702,972	61,236	2	No

#### C. DELINQUENT PARCELS

<u>Year</u>	<u>Reporting Date</u>	<u># of Parcels</u>	<u>Total Amount Due(\$)</u>
01/02	07-31-02	21	75,331
02/03	09-26-03	25	78,050
03/04	09-20-04	3	14,534
04/05	10-04-05	2	4,976
05/06	10-20-06	9	25,633
06/07	10-19-07	19	64,007

#### D. FORECLOSURE

<u># of Parcels</u>	<u>Total Amount of Taxes Due (\$)</u>
0	0
0	0
0	0
0	0
0	0
0	0

#### E. ASSESSED VALUE OF PARCELS

<u>Reporting Date</u>	<u>Appraisal/ Tax Roll</u>	<u>Assessed Value(\$)</u>
06-30-02	Tax Roll	171,393,830
06-30-03	Tax Roll	273,032,628
06-30-04	Tax Roll	330,180,618
07-01-05	Tax Roll	412,384,697
01-01-06	Tax Roll	557,713,797
01-01-07	Tax Roll	839,282,166

#### F. MISCELLANEOUS



## 2007 MELLO-ROOS YEARLY FISCAL STATUS REPORT

<u>Date</u>	<u>Amount(\$)</u>	<u>Issuing Entity, County, Type of Debt, Purpose</u>	<u>Rating(s) Enhancmt</u>	<u>Type of Sale</u>	<u>Role, Participant</u>	<u>Maturity Date/ Type</u>	<u>Interest Rate/ Type</u>
06-24-98	\$59,465,000	San Diego CFD No 1 San Diego CDIAC Number: 1998-0625 Limited tax obligation bond Multiple capital improvements, public works Miramar Ranch North Refunding	S:AAA M:Aaa  Ins	Neg	(BC) Orrick Herrington (EN) MBIA Corp (TR) US Bank Corp Trust (UW) PaineWebber	09-01-20 Comb	5.025 NIC

### YEARLY FISCAL STATUS REPORT INFORMATION

#### A. FUND BALANCES

<u>Year</u>	<u>Principal Amt Outstanding(\$)</u>	<u>Minimum Bond Reserve(\$)</u>	<u>Bond Reserve Fund(\$)</u>	<u>Capitalized Interest(\$)</u>	<u>Construction Fund(\$)</u>	<u>Taxes Due(\$)</u>	<u>Taxes Unpaid(\$)</u>	<u>Percent</u>	<u>Teeter Plan</u>
01/02	54,640,000	4,426,837	4,828,173	0	548,500	4,021,533	38,805	1	No
02/03	52,745,000	4,426,837	4,631,071	0	70,282	4,207,107	34,991	1	No
03/04	50,775,000	4,426,837	4,558,588	0	30,579	4,366,542	29,067	1	No
04/05	48,730,000	4,426,837	4,505,873	0	31,000	4,406,964	38,602	1	No
05/06	46,600,000	4,426,837	4,550,652	0	185	4,449,900	25,418	1	No
06/07	44,380,000	4,426,838	4,793,057	0	193	4,241,586	39,077	1	No

#### B. TAX COLLECTION

#### C. DELINQUENT PARCELS

<u>Year</u>	<u>Reporting Date</u>	<u># of Parcels</u>	<u>Total Amount Due(\$)</u>	<u># of Parcels</u>	<u>Total Amount of Taxes Due (\$)</u>	<u>Reporting Date</u>	<u>Appraisal/ Tax Roll</u>	<u>Assessed Value(\$)</u>
01/02	07-01-01	41	50,261	0	0	07-01-02	Tax Roll	1,065,693,951
02/03	07-01-03	32	43,828	0	0	07-01-03	Tax Roll	1,148,310,792
03/04	07-01-04	29	32,048	0	0	07-01-04	Tax Roll	1,242,266,236
04/05	06-30-05	38	42,417	0	0	07-01-05	Tax Roll	1,358,745,288
05/06	06-30-06	29	30,545	0	0	07-01-06	Tax Roll	1,458,643,323
06/07	06-30-07	41	47,946	0	0	07-01-07	Tax Roll	1,525,474,381

#### D. FORECLOSURE

#### E. ASSESSED VALUE OF PARCELS

#### F. MISCELLANEOUS





## 2007 MELLO-ROOS YEARLY FISCAL STATUS REPORT

<u>Date</u>	<u>Amount(\$)</u>	<u>Issuing Entity, County, Type of Debt, Purpose</u>	<u>Rating(s) Enhancmt</u>	<u>Type of Sale</u>	<u>Role, Participant</u>	<u>Maturity Date/ Type</u>	<u>Interest Rate/ Type</u>
06-29-06	\$16,000,000	San Diego CFD No 3 San Diego CDIAC Number: 2006-0478 Limited tax obligation bond Street construction and improvements Liberty Station	NR	Neg	(BC) Stradling Yocca (FA) Fieldman Rolapp (TR) Wells Fargo Bank (UW) Stone & Youngberg	09-01-36 Comb	5.861 TIC

### YEARLY FISCAL STATUS REPORT INFORMATION

#### A. FUND BALANCES

<u>Year</u>	<u>Principal Amt Outstanding(\$)</u>	<u>Minimum Bond Reserve(\$)</u>	<u>Bond Reserve Fund(\$)</u>	<u>Capitalized Interest(\$)</u>	<u>Construction Fund(\$)</u>
05/06	16,000,000	1,134,493	1,134,493	0	13,278,429
06/07	16,000,000	1,134,493	1,134,493	0	8,966,955

#### B. TAX COLLECTION

<u>Year</u>	<u>Taxes Due(\$)</u>	<u>Taxes Unpaid(\$)</u>	<u>Percent</u>	<u>Teeter Plan</u>
05/06	1,369,292	14,789	1	No
06/07	1,458,400	56,147	4	No

#### C. DELINQUENT PARCELS

<u>Year</u>	<u>Reporting Date</u>	<u># of Parcels</u>	<u>Total Amount Due(\$)</u>
05/06	06-30-06	6	14,789
06/07	06-30-07	14	62,660

#### D. FORECLOSURE

<u># of Parcels</u>	<u>Total Amount of Taxes Due (\$)</u>
0	0
0	0

#### E. ASSESSED VALUE OF PARCELS

<u>Reporting Date</u>	<u>Appraisal/ Tax Roll</u>	<u>Assessed Value(\$)</u>
07-01-06	Tax Roll	389,057,821
07-01-07	Tax Roll	485,322,199

#### F. MISCELLANEOUS



## 2007 MELLO-ROOS YEARLY FISCAL STATUS REPORT

<u>Date</u>	<u>Amount(\$)</u>	<u>Issuing Entity, County, Type of Debt, Purpose</u>	<u>Rating(s) Enhancmt</u>	<u>Type of Sale</u>	<u>Role, Participant</u>	<u>Maturity Date/ Type</u>	<u>Interest Rate/ Type</u>
10-18-00	\$56,020,000	San Diego Santaluz CFD No 2 San Diego CDIAC Number: 2000-0492 Limited tax obligation bond Multiple capital improvements, public works IA No 1 Series A	NR	Neg	(BC) Stradling Yocca (FA) Fieldman Rolapp (TR) Union Bank of CA (UW) PaineWebber	09-01-30 Comb	6.42 TIC

### YEARLY FISCAL STATUS REPORT INFORMATION

#### A. FUND BALANCES

<u>Year</u>	<u>Principal Amt Outstanding(\$)</u>	<u>Minimum Bond Reserve(\$)</u>	<u>Bond Reserve Fund(\$)</u>	<u>Capitalized Interest(\$)</u>	<u>Construction Fund(\$)</u>
01/02	56,020,000	4,525,144	4,525,147	14,233	15,890,915
02/03	55,925,000	4,518,050	4,661,777	0	11,811,091
03/04	55,755,000	4,518,050	4,661,836	0	4,545,325
04/05	55,110,000	4,501,256	4,796,562	0	491,734
05/06	54,545,000	4,499,025	4,948,509	0	16,759
06/07	53,820,000	4,493,606	5,260,652	0	9,820

#### B. TAX COLLECTION

<u>Taxes Due(\$)</u>	<u>Taxes Unpaid(\$)</u>	<u>Percent</u>	<u>Teeter Plan</u>
931,529	7,341	1	No
3,644,487	16,009	0	No
4,013,899	61,800	2	No
4,562,820	163,034	4	No
5,330,313	192,278	4	No
4,752,388	177,504	4	No

#### C. DELINQUENT PARCELS

<u>Year</u>	<u>Reporting Date</u>	<u># of Parcels</u>	<u>Total Amount Due(\$)</u>
01/02	07-01-01	2	7,341
02/03	07-01-03	10	16,009
03/04	07-01-04	17	71,169
04/05	06-30-05	48	178,742
05/06	06-30-06	43	240,217
06/07	06-30-07	54	239,306

#### D. FORECLOSURE

<u># of Parcels</u>	<u>Total Amount of Taxes Due (\$)</u>
0	0
0	0
0	0
0	0
1	19,539
3	43,922

#### E. ASSESSED VALUE OF PARCELS

<u>Reporting Date</u>	<u>Appraisal/ Tax Roll</u>	<u>Assessed Value(\$)</u>
07-01-02	Tax Roll	167,761,593
07-01-03	Tax Roll	573,248,465
07-01-04	Tax Roll	578,001,240
07-01-05	Tax Roll	853,638,338
07-01-06	Tax Roll	1,032,830,388
07-01-07	Tax Roll	1,177,298,568

#### F. MISCELLANEOUS

City Council action to authorize filing of foreclosure lawsuits is anticipated to occur in November 2007.



## 2007 MELLO-ROOS YEARLY FISCAL STATUS REPORT

<u>Date</u>	<u>Amount(\$)</u>	<u>Issuing Entity, County, Type of Debt, Purpose</u>	<u>Rating(s) Enhancmt</u>	<u>Type of Sale</u>	<u>Role, Participant</u>	<u>Maturity Date/ Type</u>	<u>Interest Rate/ Type</u>
10-18-00	\$4,350,000	San Diego Santaluz CFD No 2 San Diego CDIAC Number: 2000-0494 Limited tax obligation bond Multiple capital improvements, public works IA No 3 Series B	NR	Neg	(BC) Stradling Yocca (FA) Fieldman Rolapp (TR) Union Bank of CA (UW) PaineWebber	09-01-30 Comb	6.157 TIC

### YEARLY FISCAL STATUS REPORT INFORMATION

#### A. FUND BALANCES

<u>Year</u>	<u>Principal Amt Outstanding(\$)</u>	<u>Minimum Bond Reserve(\$)</u>	<u>Bond Reserve Fund(\$)</u>	<u>Capitalized Interest(\$)</u>	<u>Construction Fund(\$)</u>
01/02	4,350,000	341,980	344,205	0	37,026
02/03	4,325,000	340,845	342,953	0	45,538
03/04	4,295,000	341,980	342,644	0	43,749
04/05	4,255,000	341,980	346,971	0	44,404
05/06	4,210,000	341,980	347,901	0	56,134
06/07	4,155,000	341,980	356,006	0	67,828

#### B. TAX COLLECTION

<u>Year</u>	<u>Taxes Due(\$)</u>	<u>Taxes Unpaid(\$)</u>	<u>Percent</u>	<u>Teeter Plan</u>
01/02	403,913	10,346	3	No
02/03	410,166	12,426	3	No
03/04	418,369	10,789	3	No
04/05	426,737	4,361	1	No
05/06	430,412	10,858	3	No
06/07	327,128	3,380	1	No

#### C. DELINQUENT PARCELS

<u>Year</u>	<u>Reporting Date</u>	<u># of Parcels</u>	<u>Total Amount Due(\$)</u>
01/02	07-01-01	4	10,346
02/03	07-01-03	5	14,360
03/04	07-01-04	4	10,789
04/05	06-30-05	2	11,000
05/06	06-30-06	3	10,858
06/07	06-30-07	1	3,380

#### D. FORECLOSURE

<u># of Parcels</u>	<u>Total Amount of Taxes Due (\$)</u>
0	0
0	0
0	0
0	0
0	0
0	0

#### E. ASSESSED VALUE OF PARCELS

<u>Reporting Date</u>	<u>Appraisal/ Tax Roll</u>	<u>Assessed Value(\$)</u>
07-01-02	Tax Roll	115,293,858
07-01-03	Tax Roll	123,351,325
07-01-04	Tax Roll	132,953,640
07-01-05	Tax Roll	139,975,013
07-01-06	Tax Roll	153,929,208
07-01-07	Tax Roll	166,790,723

#### F. MISCELLANEOUS

Unpaid special taxes, number of delinquent parcels and special taxes due on delinquent parcels per San Diego County Delinquency Report #ST280190 dated August 8, 2007.



## 2007 MELLO-ROOS YEARLY FISCAL STATUS REPORT

<u>Date</u>	<u>Amount(\$)</u>	<u>Issuing Entity, County, Type of Debt, Purpose</u>	<u>Rating(s) Enhancmt</u>	<u>Type of Sale</u>	<u>Role, Participant</u>	<u>Maturity Date/ Type</u>	<u>Interest Rate/ Type</u>
02-11-04	\$5,000,000	San Diego Santaluz CFD No 2 San Diego CDIAC Number: 2003-1935 Limited tax obligation bond Multiple capital improvements, public works IA No 1	NR	Neg	(BC) Stradling Yocca (FA) Fieldman Rolapp (TR) Union Bank of CA (UW) UBS Financial Services	09-01-30 Comb	5.406 TIC

### YEARLY FISCAL STATUS REPORT INFORMATION

#### A. FUND BALANCES

<u>Year</u>	<u>Principal Amt Outstanding(\$)</u>	<u>Minimum Bond Reserve(\$)</u>	<u>Bond Reserve Fund(\$)</u>	<u>Capitalized Interest(\$)</u>	<u>Construction Fund(\$)</u>
03/04	5,000,000	356,015	356,411	0	4,158,848
04/05	5,000,000	357,350	360,809	0	4,222,524
05/06	4,885,000	357,350	367,080	0	1,128,618
06/07	4,760,000	356,800	370,164	0	231,343

#### B. TAX COLLECTION

<u>Year</u>	<u>Taxes Due(\$)</u>	<u>Taxes Unpaid(\$)</u>	<u>Percent</u>	<u>Teeter Plan</u>
03/04	4,013,899	61,800	2	No
04/05	4,562,820	163,034	4	No
05/06	5,330,313	192,278	4	No
06/07	4,752,388	177,504	4	No

#### C. DELINQUENT PARCELS

<u>Year</u>	<u>Reporting Date</u>	<u># of Parcels</u>	<u>Total Amount Due(\$)</u>
03/04	07-01-04	17	71,169
04/05	06-30-05	48	178,742
05/06	06-30-06	43	240,217
06/07	06-30-07	54	239,306

#### D. FORECLOSURE

<u># of Parcels</u>	<u>Total Amount of Taxes Due (\$)</u>
0	0
0	0
1	19,539
3	43,922

#### E. ASSESSED VALUE OF PARCELS

<u>Reporting Date</u>	<u>Appraisal/ Tax Roll</u>	<u>Assessed Value(\$)</u>
07-01-04	Tax Roll	578,001,240
07-01-05	Tax Roll	853,638,338
07-01-06	Tax Roll	1,032,830,388
07-01-07	Tax Roll	1,177,298,568

#### F. MISCELLANEOUS

City Council action to authorize foreclosure lawsuits is anticipated to occur in November 2007.

Unpaid special taxes, number of delinquent parcels and special taxes due on delinquent parcels per San Diego County Delinquency Report #ST280190 dated August 8, 2007.



## 2007 MELLO-ROOS YEARLY FISCAL STATUS REPORT

<u>Date</u>	<u>Amount(\$)</u>	<u>Issuing Entity, County, Type of Debt, Purpose</u>	<u>Rating(s) Enhancmt</u>	<u>Type of Sale</u>	<u>Role, Participant</u>	<u>Maturity Date/ Type</u>	<u>Interest Rate/ Type</u>
02-11-04	\$9,965,000	San Diego Santaluz CFD No 2 San Diego CDIAC Number: 2003-1936 Limited tax obligation bond Multiple capital improvements, public works IA No 4	NR	Neg	(BC) Stradling Yocca (FA) Fieldman Rolapp (TR) Union Bank of CA (UW) UBS Financial Services	09-01-33 Comb	5.5 TIC

### YEARLY FISCAL STATUS REPORT INFORMATION

#### A. FUND BALANCES

<u>Year</u>	<u>Principal Amt Outstanding(\$)</u>	<u>Minimum Bond Reserve(\$)</u>	<u>Bond Reserve Fund(\$)</u>	<u>Capitalized Interest(\$)</u>	<u>Construction Fund(\$)</u>
03/04	9,965,000	714,350	715,455	0	8,392,634
04/05	9,965,000	714,350	720,572	0	8,525,141
05/06	9,870,000	714,350	726,719	0	8,855,946
06/07	9,705,000	711,065	743,661	0	5,407,306

#### B. TAX COLLECTION

<u>Year</u>	<u>Taxes Due(\$)</u>	<u>Taxes Unpaid(\$)</u>	<u>Percent</u>	<u>Teeter Plan</u>
03/04	177,051	3,469	2	No
04/05	642,187	10,752	2	No
05/06	729,972	16,428	2	No
06/07	739,946	29,618	4	No

#### C. DELINQUENT PARCELS

<u>Year</u>	<u>Reporting Date</u>	<u># of Parcels</u>	<u>Total Amount Due(\$)</u>
03/04	07-01-04	2	3,469
04/05	06-30-05	4	12,442
05/06	06-30-06	6	16,428
06/07	06-30-07	11	31,377

#### D. FORECLOSURE

<u># of Parcels</u>	<u>Total Amount of Taxes Due (\$)</u>
0	0
0	0
0	0
0	0

#### E. ASSESSED VALUE OF PARCELS

<u>Reporting Date</u>	<u>Appraisal/ Tax Roll</u>	<u>Assessed Value(\$)</u>
07-01-04	Tax Roll	110,145,643
07-01-05	Tax Roll	198,577,285
07-01-06	Tax Roll	219,651,415
07-01-07	Tax Roll	226,117,294

#### F. MISCELLANEOUS

Unpaid special taxes, number of delinquent parcels and special taxes due on delinquent parcels per San Diego County Delinquency Report #ST280190 dated August 8, 2007.



## 2007 MELLO-ROOS YEARLY FISCAL STATUS REPORT

<u>Date</u>	<u>Amount(\$)</u>	<u>Issuing Entity, County, Type of Debt, Purpose</u>	<u>Rating(s) Enhancmt</u>	<u>Type of Sale</u>	<u>Role, Participant</u>	<u>Maturity Date/ Type</u>	<u>Interest Rate/ Type</u>
07-21-04	\$22,500,000	San Marcos CFD No 2002-1 San Diego CDIAC Number: 2004-1374 Limited tax obligation bond Multiple capital improvements, public works University Commons IA No 1	NR	Neg	(BC) Best Best & Krieger (FA) Fieldman Rolapp (TR) Union Bank of CA (UW) Stone & Youngberg	09-01-35 Comb	5.797 NIC

### YEARLY FISCAL STATUS REPORT INFORMATION

#### A. FUND BALANCES

<u>Year</u>	<u>Principal Amt Outstanding(\$)</u>	<u>Minimum Bond Reserve(\$)</u>	<u>Bond Reserve Fund(\$)</u>	<u>Capitalized Interest(\$)</u>	<u>Construction Fund(\$)</u>
04/05	22,500,000	1,573,570	1,585,220	0	10,890,671
05/06	22,170,000	1,573,570	1,575,941	0	0
06/07	21,835,000	1,573,570	1,605,361	0	0

#### B. TAX COLLECTION

<u>Year</u>	<u>Taxes Due(\$)</u>	<u>Taxes Unpaid(\$)</u>	<u>Percent</u>	<u>Teeter Plan</u>
04/05	1,654,016	0	0	No
05/06	1,611,994	11,678	1	No
06/07	1,604,443	19,234	1	No

#### C. DELINQUENT PARCELS

<u>Year</u>	<u>Reporting Date</u>	<u># of Parcels</u>	<u>Total Amount Due(\$)</u>
04/05	07-01-05	0	0
05/06	06-30-06	8	11,678
06/07	07-02-07	13	19,234

#### D. FORECLOSURE

<u># of Parcels</u>	<u>Total Amount of Taxes Due (\$)</u>
0	0
0	0
0	0

#### E. ASSESSED VALUE OF PARCELS

<u>Reporting Date</u>	<u>Appraisal/ Tax Roll</u>	<u>Assessed Value(\$)</u>
07-01-05	Tax Roll	141,483,013
07-01-05	Tax Roll	141,483,013
07-01-06	Tax Roll	327,685,893

#### F. MISCELLANEOUS



## 2007 MELLO-ROOS YEARLY FISCAL STATUS REPORT

<u>Date</u>	<u>Amount(\$)</u>	<u>Issuing Entity, County, Type of Debt, Purpose</u>	<u>Rating(s) Enhancmt</u>	<u>Type of Sale</u>	<u>Role, Participant</u>	<u>Maturity Date/ Type</u>	<u>Interest Rate/ Type</u>
08-19-98	\$16,535,000	San Marcos CFD No 88-1 San Diego CDIAC Number: 2001-0443 Limited tax obligation bond Multiple capital improvements, public works IA No 1 Refunding	NR	Neg	(BC) Brown Diven Hessel (FA) Fieldman Rolapp (TR) US Bank Corp Trust (UW) San Marcos PFA	09-01-27 Comb	5.884 NIC

### YEARLY FISCAL STATUS REPORT INFORMATION

#### A. FUND BALANCES

<u>Year</u>	<u>Principal Amt Outstanding(\$)</u>	<u>Minimum Bond Reserve(\$)</u>	<u>Bond Reserve Fund(\$)</u>	<u>Capitalized Interest(\$)</u>	<u>Construction Fund(\$)</u>	<u>Taxes Due(\$)</u>	<u>Taxes Unpaid(\$)</u>	<u>Percent</u>	<u>Teeter Plan</u>
01/02	16,081,728	0	0	0	0	0	0	0	No
02/03	14,630,000	1,228,685	1,228,685	0	0	1,244,834	13,870	1	No
03/04	14,035,000	1,228,685	1,228,685	0	0	1,245,350	16,488	1	No
04/05	13,400,000	0	0	0	0	1,262,645	13,191	1	No
05/06	12,750,000	0	0	0	0	1,264,061	15,046	1	No
06/07	12,075,000	0	0	0	0	1,245,953	25,968	2	No

#### B. TAX COLLECTION

#### C. DELINQUENT PARCELS

<u>Year</u>	<u>Reporting Date</u>	<u># of Parcels</u>	<u>Total Amount Due(\$)</u>	<u># of Parcels</u>	<u>Total Amount of Taxes Due (\$)</u>	<u>Reporting Date</u>	<u>Appraisal/ Tax Roll</u>	<u>Assessed Value(\$)</u>
01/02	06-30-02	12	16,385	0	0	06-30-02	Tax Roll	151,168,792
02/03	06-30-03	13	13,870	0	0	07-01-03	Tax Roll	183,539,374
03/04	06-30-04	14	16,488	0	0	07-01-04	Tax Roll	198,548,048
04/05	06-30-05	14	13,191	0	0	07-01-05	Tax Roll	221,892,474
05/06	06-30-06	12	15,046	0	0	07-01-06	Tax Roll	221,892,474
06/07	07-02-07	22	25,968	0	0	07-01-06	Tax Roll	244,218,752

#### D. FORECLOSURE

#### E. ASSESSED VALUE OF PARCELS

#### F. MISCELLANEOUS

Reserve Fund Minimum & Bond Reserve is held at the Authority level.



## 2007 MELLO-ROOS YEARLY FISCAL STATUS REPORT

<u>Date</u>	<u>Amount(\$)</u>	<u>Issuing Entity, County, Type of Debt, Purpose</u>	<u>Rating(s) Enhancmt</u>	<u>Type of Sale</u>	<u>Role, Participant</u>	<u>Maturity Date/ Type</u>	<u>Interest Rate/ Type</u>
08-19-98	\$14,320,000	San Marcos CFD No 88-1 San Diego CDIAC Number: 2001-0444 Limited tax obligation bond Multiple capital improvements, public works IA No 2 Refunding	NR	Neg	(BC) Brown Diven Hessel (FA) Fieldman Rolapp (TR) US Bank Corp Trust (UW) San Marcos PFA	09-01-27 Comb	5.884 NIC

### YEARLY FISCAL STATUS REPORT INFORMATION

#### A. FUND BALANCES

<u>Year</u>	<u>Principal Amt Outstanding(\$)</u>	<u>Minimum Bond Reserve(\$)</u>	<u>Bond Reserve Fund(\$)</u>	<u>Capitalized Interest(\$)</u>	<u>Construction Fund(\$)</u>
01/02	13,927,488	0	0	0	0
02/03	13,800,000	1,241,487	1,241,487	0	0
03/04	13,635,000	1,241,487	1,241,487	0	0
04/05	13,435,000	0	0	0	0
05/06	13,235,000	0	0	0	0
06/07	13,015,000	0	0	0	0

#### B. TAX COLLECTION

<u>Year</u>	<u>Taxes Due(\$)</u>	<u>Taxes Unpaid(\$)</u>	<u>Percent</u>	<u>Teeter Plan</u>
01/02	0	0	0	No
02/03	1,143,888	9,582	1	No
03/04	1,161,238	7,731	1	No
04/05	1,177,198	7,317	1	No
05/06	1,197,720	16,948	1	No
06/07	1,201,868	22,980	2	No

#### C. DELINQUENT PARCELS

<u>Year</u>	<u>Reporting Date</u>	<u># of Parcels</u>	<u>Total Amount Due(\$)</u>
01/02	06-30-02	9	10,544
02/03	06-30-03	9	9,582
03/04	06-30-04	8	7,731
04/05	06-30-05	8	7,317
05/06	06-30-06	14	16,948
06/07	07-02-07	20	22,980

#### D. FORECLOSURE

<u># of Parcels</u>	<u>Total Amount of Taxes Due (\$)</u>
0	0
0	0
0	0
0	0
0	0
0	0

#### E. ASSESSED VALUE OF PARCELS

<u>Reporting Date</u>	<u>Appraisal/ Tax Roll</u>	<u>Assessed Value(\$)</u>
06-30-02	Tax Roll	87,039,062
07-01-03	Tax Roll	213,463,279
07-01-04	Tax Roll	241,128,744
07-01-05	Tax Roll	299,963,575
07-01-05	Tax Roll	299,963,575
07-01-06	Tax Roll	341,821,588

#### F. MISCELLANEOUS

Reserve Fund Minimum & Bond Reserve is held at the Authority level.





## 2007 MELLO-ROOS YEARLY FISCAL STATUS REPORT

<u>Date</u>	<u>Amount(\$)</u>	<u>Issuing Entity, County, Type of Debt, Purpose</u>	<u>Rating(s) Enhancmt</u>	<u>Type of Sale</u>	<u>Role, Participant</u>	<u>Maturity Date/ Type</u>	<u>Interest Rate/ Type</u>
08-19-98	\$2,705,000	San Marcos CFD No 88-1 San Diego CDIAC Number: 2001-0445 Limited tax obligation bond Multiple capital improvements, public works IA No 3 Refunding	NR	Neg	(BC) Brown Diven (FA) Fieldman Rolapp (TR) US Bank Corp Trust (UW) San Marcos PFA	09-01-27 Comb	5.884 NIC

### YEARLY FISCAL STATUS REPORT INFORMATION

#### A. FUND BALANCES

<u>Year</u>	<u>Principal Amt Outstanding(\$)</u>	<u>Minimum Bond Reserve(\$)</u>	<u>Bond Reserve Fund(\$)</u>	<u>Capitalized Interest(\$)</u>	<u>Construction Fund(\$)</u>	<u>Taxes Due(\$)</u>	<u>Taxes Unpaid(\$)</u>	<u>Percent</u>	<u>Teeter Plan</u>
01/02	2,630,784	0	0	0	0	0	0	0	No
02/03	2,590,000	224,508	224,508	0	0	206,845	2,041	1	No
03/04	2,555,000	224,508	224,508	0	0	216,083	2,041	1	No
04/05	2,515,000	0	0	0	0	222,154	1,462	1	No
05/06	2,470,000	0	0	0	0	218,515	1,438	1	No
06/07	2,425,000	0	0	0	0	217,445	3,576	2	No

#### B. TAX COLLECTION

#### C. DELINQUENT PARCELS

<u>Year</u>	<u>Reporting Date</u>	<u># of Parcels</u>	<u>Total Amount Due(\$)</u>	<u># of Parcels</u>	<u>Total Amount of Taxes Due (\$)</u>	<u>Reporting Date</u>	<u>Appraisal/ Tax Roll</u>	<u>Assessed Value(\$)</u>
01/02	06-30-02	3	3,491	0	0	06-30-02	Tax Roll	19,380,532
02/03	06-30-03	2	2,041	0	0	07-01-03	Tax Roll	51,377,110
03/04	06-30-04	3	3,554	0	0	07-01-04	Tax Roll	53,366,787
04/05	06-30-05	1	1,462	0	0	07-01-05	Tax Roll	58,597,059
05/06	06-30-06	2	1,438	0	0	07-01-05	Tax Roll	58,597,059
06/07	07-02-07	3	3,576	0	0	07-01-06	Tax Roll	63,961,314

#### D. FORECLOSURE

#### E. ASSESSED VALUE OF PARCELS

#### F. MISCELLANEOUS

Reserve Fund Minimum & Bond Reserve is held at the Authority level.



## 2007 MELLO-ROOS YEARLY FISCAL STATUS REPORT

<u>Date</u>	<u>Amount(\$)</u>	<u>Issuing Entity, County, Type of Debt, Purpose</u>	<u>Rating(s) Enhancmt</u>	<u>Type of Sale</u>	<u>Role, Participant</u>	<u>Maturity Date/ Type</u>	<u>Interest Rate/ Type</u>
09-15-04	\$3,690,000	San Marcos CFD No 91-01 San Diego CDIAC Number: 2004-1570 Limited tax obligation bond Multiple capital improvements, public works Federally Taxable Refunding	NR	Neg	(BC) Best Best & Krieger (FA) Fieldman Rolapp (TR) Union Bank of CA (UW) San Marcos PFA	09-01-20 Serial	4.692 TIC

### YEARLY FISCAL STATUS REPORT INFORMATION

#### A. FUND BALANCES

<u>Year</u>	<u>Principal Amt Outstanding(\$)</u>	<u>Minimum Bond Reserve(\$)</u>	<u>Bond Reserve Fund(\$)</u>	<u>Capitalized Interest(\$)</u>	<u>Construction Fund(\$)</u>
04/05	3,690,000	0	0	0	0
05/06	3,514,444	0	0	0	0
06/07	3,333,331	0	0	0	0

#### B. TAX COLLECTION

<u>Taxes Due(\$)</u>	<u>Taxes Unpaid(\$)</u>	<u>Percent</u>	<u>Teeter Plan</u>
384,126	5,310	1	No
356,317	1,361	0	No
332,730	5,838	2	No

#### C. DELINQUENT PARCELS

<u>Year</u>	<u>Reporting Date</u>	<u># of Parcels</u>	<u>Total Amount Due(\$)</u>
04/05	06-30-05	4	5,310
05/06	06-30-06	1	1,361
06/07	07-02-07	7	5,838

#### D. FORECLOSURE

<u># of Parcels</u>	<u>Total Amount of Taxes Due (\$)</u>
0	0
0	0
0	0

#### E. ASSESSED VALUE OF PARCELS

<u>Reporting Date</u>	<u>Appraisal/ Tax Roll</u>	<u>Assessed Value(\$)</u>
07-01-05	Tax Roll	77,537,192
07-01-05	Tax Roll	77,537,192
07-01-06	Tax Roll	83,383,814

#### F. MISCELLANEOUS

Reserve Fund Minimum & Bond Reserve is held at the Authority level.



## 2007 MELLO-ROOS YEARLY FISCAL STATUS REPORT

<u>Date</u>	<u>Amount(\$)</u>	<u>Issuing Entity, County, Type of Debt, Purpose</u>	<u>Rating(s) Enhancmt</u>	<u>Type of Sale</u>	<u>Role, Participant</u>	<u>Maturity Date/ Type</u>	<u>Interest Rate/ Type</u>
12-15-04	\$6,350,000	San Marcos CFD No 99-01 San Diego CDIAC Number: 2004-1528 Limited tax obligation bond Multiple capital improvements, public works IA No I2	NR	Neg	(BC) Fulbright & Jaworski (TR) Union Bank of CA (UW) San Marcos PFA	09-01-36 Serial	5.512 NIC

### YEARLY FISCAL STATUS REPORT INFORMATION

#### A. FUND BALANCES

<u>Year</u>	<u>Principal Amt Outstanding(\$)</u>	<u>Minimum Bond Reserve(\$)</u>	<u>Bond Reserve Fund(\$)</u>	<u>Capitalized Interest(\$)</u>	<u>Construction Fund(\$)</u>
04/05	6,350,000	456,493	458,455	168,781	5,469,259
05/06	6,350,000	0	0	0	642,383
06/07	6,255,000	0	0	0	673,862

#### B. TAX COLLECTION

<u>Year</u>	<u>Taxes Due(\$)</u>	<u>Taxes Unpaid(\$)</u>	<u>Percent</u>	<u>Teeter Plan</u>
04/05	0	0	0	No
05/06	440,445	10,936	2	No
06/07	448,153	21,085	5	No

#### C. DELINQUENT PARCELS

<u>Year</u>	<u>Reporting Date</u>	<u># of Parcels</u>	<u>Total Amount Due(\$)</u>
04/05	06-30-05	0	0
05/06	06-30-06	4	10,936
06/07	07-02-07	7	21,085

#### D. FORECLOSURE

<u># of Parcels</u>	<u>Total Amount of Taxes Due (\$)</u>
0	0
0	0
0	0

#### E. ASSESSED VALUE OF PARCELS

<u>Reporting Date</u>	<u>Appraisal/ Tax Roll</u>	<u>Assessed Value(\$)</u>
07-01-05	Tax Roll	34,291,650
07-01-05	Tax Roll	34,291,650
07-01-06	Tax Roll	62,666,048

#### F. MISCELLANEOUS



## 2007 MELLO-ROOS YEARLY FISCAL STATUS REPORT

<u>Date</u>	<u>Amount(\$)</u>	<u>Issuing Entity, County, Type of Debt, Purpose</u>	<u>Rating(s) Enhancmt</u>	<u>Type of Sale</u>	<u>Role, Participant</u>	<u>Maturity Date/ Type</u>	<u>Interest Rate/ Type</u>
12-15-04	\$6,575,000	San Marcos CFD No 99-01 San Diego CDIAC Number: 2004-1529 Limited tax obligation bond Multiple capital improvements, public works IA No II	NR	Neg	(BC) Fulbright & Jaworski (TR) Union Bank of CA (UW) San Marcos PFA	09-01-36 Serial	5.508 NIC

### YEARLY FISCAL STATUS REPORT INFORMATION

#### A. FUND BALANCES

<u>Year</u>	<u>Principal Amt Outstanding(\$)</u>	<u>Minimum Bond Reserve(\$)</u>	<u>Bond Reserve Fund(\$)</u>	<u>Capitalized Interest(\$)</u>	<u>Construction Fund(\$)</u>
04/05	6,575,000	472,668	474,700	174,354	5,665,747
05/06	6,575,000	0	0	0	525,491
06/07	6,475,000	0	0	0	551,242

#### B. TAX COLLECTION

<u>Year</u>	<u>Taxes Due(\$)</u>	<u>Taxes Unpaid(\$)</u>	<u>Percent</u>	<u>Teeter Plan</u>
04/05	0	0	0	No
05/06	456,309	7,773	2	No
06/07	460,318	24,686	5	No

#### C. DELINQUENT PARCELS

<u>Year</u>	<u>Reporting Date</u>	<u># of Parcels</u>	<u>Total Amount Due(\$)</u>
04/05	06-30-05	0	0
05/06	06-30-06	3	7,773
06/07	07-02-07	8	24,686

#### D. FORECLOSURE

<u># of Parcels</u>	<u>Total Amount of Taxes Due (\$)</u>
0	0
0	0
0	0

#### E. ASSESSED VALUE OF PARCELS

<u>Reporting Date</u>	<u>Appraisal/ Tax Roll</u>	<u>Assessed Value(\$)</u>
07-01-05	Tax Roll	34,243,174
07-01-05	Tax Roll	34,243,174
07-01-06	Tax Roll	63,405,472

#### F. MISCELLANEOUS



## 2007 MELLO-ROOS YEARLY FISCAL STATUS REPORT

<u>Date</u>	<u>Amount(\$)</u>	<u>Issuing Entity, County, Type of Debt, Purpose</u>	<u>Rating(s) Enhancmt</u>	<u>Type of Sale</u>	<u>Role, Participant</u>	<u>Maturity Date/ Type</u>	<u>Interest Rate/ Type</u>
12-15-04	\$1,110,000	San Marcos CFD No 99-01 San Diego CDIAC Number: 2004-1530 Limited tax obligation bond Multiple capital improvements, public works IA No C2B	NR	Neg	(BC) Fulbright & Jaworski (TR) Union Bank of CA (UW) San Marcos PFA	09-01-36 Serial	5.512 NIC

### YEARLY FISCAL STATUS REPORT INFORMATION

#### A. FUND BALANCES

<u>Year</u>	<u>Principal Amt Outstanding(\$)</u>	<u>Minimum Bond Reserve(\$)</u>	<u>Bond Reserve Fund(\$)</u>	<u>Capitalized Interest(\$)</u>	<u>Construction Fund(\$)</u>
04/05	1,110,000	79,796	80,142	29,524	654,143
05/06	1,110,000	0	0	0	677,334
06/07	1,095,000	0	0	0	184,090

#### B. TAX COLLECTION

<u>Year</u>	<u>Taxes Due(\$)</u>	<u>Taxes Unpaid(\$)</u>	<u>Percent</u>	<u>Teeter Plan</u>
04/05	0	0	0	No
05/06	91,953	0	0	No
06/07	92,412	2,291	2	No

#### C. DELINQUENT PARCELS

<u>Year</u>	<u>Reporting Date</u>	<u># of Parcels</u>	<u>Total Amount Due(\$)</u>
04/05	06-30-05	0	0
05/06	06-30-06	0	0
06/07	07-02-07	1	2,291

#### D. FORECLOSURE

<u># of Parcels</u>	<u>Total Amount of Taxes Due (\$)</u>
0	0
0	0
0	0

#### E. ASSESSED VALUE OF PARCELS

<u>Reporting Date</u>	<u>Appraisal/ Tax Roll</u>	<u>Assessed Value(\$)</u>
07-01-05	Tax Roll	4,676,315
07-01-05	Tax Roll	4,676,315
07-01-06	Tax Roll	18,632,234

#### F. MISCELLANEOUS



## 2007 MELLO-ROOS YEARLY FISCAL STATUS REPORT

<u>Date</u>	<u>Amount(\$)</u>	<u>Issuing Entity, County, Type of Debt, Purpose</u>	<u>Rating(s) Enhancmt</u>	<u>Type of Sale</u>	<u>Role, Participant</u>	<u>Maturity Date/ Type</u>	<u>Interest Rate/ Type</u>
09-15-04	\$2,270,000	San Marcos CFD No 99-01 San Diego CDIAC Number: 2004-1571 Limited tax obligation bond Multiple capital improvements, public works IA A1 Federally Taxable Refunding	NR	Neg	(BC) Best Best & Krieger (FA) Fieldman Rolapp (TR) Union Bank of CA (UW) San Marcos PFA	09-01-32 Serial	5.249 TIC

### YEARLY FISCAL STATUS REPORT INFORMATION

#### A. FUND BALANCES

<u>Year</u>	<u>Principal Amt Outstanding(\$)</u>	<u>Minimum Bond Reserve(\$)</u>	<u>Bond Reserve Fund(\$)</u>	<u>Capitalized Interest(\$)</u>	<u>Construction Fund(\$)</u>
04/05	2,270,000	0	0	0	0
05/06	2,223,191	0	0	0	0
06/07	2,176,494	0	0	0	0

#### B. TAX COLLECTION

<u>Year</u>	<u>Taxes Due(\$)</u>	<u>Taxes Unpaid(\$)</u>	<u>Percent</u>	<u>Teeter Plan</u>
04/05	182,919	3,101	2	No
05/06	165,069	2,768	2	No
06/07	152,442	3,666	2	No

#### C. DELINQUENT PARCELS

<u>Year</u>	<u>Reporting Date</u>	<u># of Parcels</u>	<u>Total Amount Due(\$)</u>
04/05	06-30-05	2	3,101
05/06	06-30-06	3	2,768
06/07	07-02-07	3	3,666

#### D. FORECLOSURE

<u># of Parcels</u>	<u>Total Amount of Taxes Due (\$)</u>
0	0
0	0
0	0

#### E. ASSESSED VALUE OF PARCELS

<u>Reporting Date</u>	<u>Appraisal/ Tax Roll</u>	<u>Assessed Value(\$)</u>
07-01-05	Tax Roll	42,143,432
07-01-05	Tax Roll	42,143,432
07-01-06	Tax Roll	44,956,135

#### F. MISCELLANEOUS

Reserve Fund Minimum & Bond Reserve is held at the Authority level.



## 2007 MELLO-ROOS YEARLY FISCAL STATUS REPORT

<u>Date</u>	<u>Amount(\$)</u>	<u>Issuing Entity, County, Type of Debt, Purpose</u>	<u>Rating(s) Enhancmt</u>	<u>Type of Sale</u>	<u>Role, Participant</u>	<u>Maturity Date/ Type</u>	<u>Interest Rate/ Type</u>
09-15-04	\$2,360,000	San Marcos CFD No 99-01 San Diego CDIAC Number: 2004-1572 Limited tax obligation bond Multiple capital improvements, public works IA A2 Federally Taxable Refunding	NR	Neg	(BC) Best Best & Krieger (FA) Fieldman Rolapp (TR) Union Bank of CA (UW) San Marcos PFA	09-01-33 Serial	5.249 TIC

### YEARLY FISCAL STATUS REPORT INFORMATION

#### A. FUND BALANCES

<u>Year</u>	<u>Principal Amt Outstanding(\$)</u>	<u>Minimum Bond Reserve(\$)</u>	<u>Bond Reserve Fund(\$)</u>	<u>Capitalized Interest(\$)</u>	<u>Construction Fund(\$)</u>
04/05	2,360,000	0	0	0	0
05/06	2,318,525	0	0	0	0
06/07	2,277,191	0	0	0	0

#### B. TAX COLLECTION

<u>Year</u>	<u>Taxes Due(\$)</u>	<u>Taxes Unpaid(\$)</u>	<u>Percent</u>	<u>Teeter Plan</u>
04/05	185,517	4,459	2	No
05/06	157,439	3,970	3	No
06/07	153,544	0	0	No

#### C. DELINQUENT PARCELS

<u>Year</u>	<u>Reporting Date</u>	<u># of Parcels</u>	<u>Total Amount Due(\$)</u>
04/05	06-30-05	3	4,459
05/06	06-30-06	3	3,970
06/07	07-02-07	0	0

#### D. FORECLOSURE

<u># of Parcels</u>	<u>Total Amount of Taxes Due (\$)</u>
0	0
0	0
0	0

#### E. ASSESSED VALUE OF PARCELS

<u>Reporting Date</u>	<u>Appraisal/ Tax Roll</u>	<u>Assessed Value(\$)</u>
07-01-05	Tax Roll	40,970,793
07-01-05	Tax Roll	40,970,793
07-01-06	Tax Roll	43,119,037

#### F. MISCELLANEOUS

Reserve Fund Minimum & Bond Reserve is held at the Authority level.



## 2007 MELLO-ROOS YEARLY FISCAL STATUS REPORT

<u>Date</u>	<u>Amount(\$)</u>	<u>Issuing Entity, County, Type of Debt, Purpose</u>	<u>Rating(s) Enhancmt</u>	<u>Type of Sale</u>	<u>Role, Participant</u>	<u>Maturity Date/ Type</u>	<u>Interest Rate/ Type</u>
09-15-04	\$2,255,000	San Marcos CFD No 99-01 San Diego CDIAC Number: 2004-1573 Limited tax obligation bond Multiple capital improvements, public works IA B1 Federally Taxable Refunding	NR	Neg	(BC) Best Best & Krieger (FA) Fieldman Rolapp (TR) Union Bank of CA (UW) San Marcos PFA	09-01-33 Serial	4.995 TIC

### YEARLY FISCAL STATUS REPORT INFORMATION

#### A. FUND BALANCES

<u>Year</u>	<u>Principal Amt Outstanding(\$)</u>	<u>Minimum Bond Reserve(\$)</u>	<u>Bond Reserve Fund(\$)</u>	<u>Capitalized Interest(\$)</u>	<u>Construction Fund(\$)</u>
04/05	2,255,000	0	0	0	0
05/06	2,211,650	0	0	0	0
06/07	2,168,346	0	0	0	0

#### B. TAX COLLECTION

<u>Year</u>	<u>Taxes Due(\$)</u>	<u>Taxes Unpaid(\$)</u>	<u>Percent</u>	<u>Teeter Plan</u>
04/05	173,226	3,958	2	No
05/06	150,006	0	0	No
06/07	142,538	3,813	3	No

#### C. DELINQUENT PARCELS

<u>Year</u>	<u>Reporting Date</u>	<u># of Parcels</u>	<u>Total Amount Due(\$)</u>
04/05	06-30-05	2	3,958
05/06	06-30-06	0	0
06/07	07-02-07	4	3,813

#### D. FORECLOSURE

<u># of Parcels</u>	<u>Total Amount of Taxes Due (\$)</u>
0	0
0	0
0	0

#### E. ASSESSED VALUE OF PARCELS

<u>Reporting Date</u>	<u>Appraisal/ Tax Roll</u>	<u>Assessed Value(\$)</u>
07-01-05	Tax Roll	42,518,325
07-01-05	Tax Roll	42,518,325
07-01-06	Tax Roll	45,754,891

#### F. MISCELLANEOUS

Reserve Fund Minimum & Bond Reserve is held at the Authority level.





## 2007 MELLO-ROOS YEARLY FISCAL STATUS REPORT

<u>Date</u>	<u>Amount(\$)</u>	<u>Issuing Entity, County, Type of Debt, Purpose</u>	<u>Rating(s) Enhancmt</u>	<u>Type of Sale</u>	<u>Role, Participant</u>	<u>Maturity Date/ Type</u>	<u>Interest Rate/ Type</u>
09-15-04	\$1,940,000	San Marcos CFD No 99-01 San Diego CDIAC Number: 2004-1574 Limited tax obligation bond Multiple capital improvements, public works IA B2 Federally Taxable Refunding	NR	Neg	(BC) Best Best & Krieger (FA) Fieldman Rolapp (TR) Union Bank of CA (UW) San Marcos PFA	09-01-32 Serial	5.239 TIC

### YEARLY FISCAL STATUS REPORT INFORMATION

#### A. FUND BALANCES

<u>Year</u>	<u>Principal Amt Outstanding(\$)</u>	<u>Minimum Bond Reserve(\$)</u>	<u>Bond Reserve Fund(\$)</u>	<u>Capitalized Interest(\$)</u>	<u>Construction Fund(\$)</u>
04/05	1,940,000	0	0	0	0
05/06	1,902,885	0	0	0	0
06/07	1,865,881	0	0	0	0

#### B. TAX COLLECTION

<u>Year</u>	<u>Taxes Due(\$)</u>	<u>Taxes Unpaid(\$)</u>	<u>Percent</u>	<u>Teeter Plan</u>
04/05	161,080	1,473	1	No
05/06	138,836	4,074	3	No
06/07	133,465	4,721	4	No

#### C. DELINQUENT PARCELS

<u>Year</u>	<u>Reporting Date</u>	<u># of Parcels</u>	<u>Total Amount Due(\$)</u>
04/05	06-30-05	1	1,473
05/06	06-30-06	4	4,074
06/07	07-02-07	4	4,721

#### D. FORECLOSURE

<u># of Parcels</u>	<u>Total Amount of Taxes Due (\$)</u>
0	0
0	0
0	0

#### E. ASSESSED VALUE OF PARCELS

<u>Reporting Date</u>	<u>Appraisal/ Tax Roll</u>	<u>Assessed Value(\$)</u>
07-01-05	Tax Roll	42,744,940
07-01-05	Tax Roll	42,744,940
07-01-06	Tax Roll	46,919,314

#### F. MISCELLANEOUS

Reserve Fund Minimum & Bond Reserve is held at the Authority level.



## 2007 MELLO-ROOS YEARLY FISCAL STATUS REPORT

<u>Date</u>	<u>Amount(\$)</u>	<u>Issuing Entity, County, Type of Debt, Purpose</u>	<u>Rating(s) Enhancmt</u>	<u>Type of Sale</u>	<u>Role, Participant</u>	<u>Maturity Date/ Type</u>	<u>Interest Rate/ Type</u>
09-15-04	\$3,565,000	San Marcos CFD No 99-01 San Diego CDIAC Number: 2004-1575 Limited tax obligation bond Multiple capital improvements, public works IA C1 Federally Taxable Refunding	NR	Neg	(BC) Best Best & Krieger (FA) Fieldman Rolapp (TR) Union Bank of CA (UW) San Marcos PFA	09-01-34 Serial	4.954 TIC

### YEARLY FISCAL STATUS REPORT INFORMATION

#### A. FUND BALANCES

<u>Year</u>	<u>Principal Amt Outstanding(\$)</u>	<u>Minimum Bond Reserve(\$)</u>	<u>Bond Reserve Fund(\$)</u>	<u>Capitalized Interest(\$)</u>	<u>Construction Fund(\$)</u>
04/05	3,565,000	0	0	0	0
05/06	3,502,055	0	0	0	0
06/07	3,434,094	0	0	0	0

#### B. TAX COLLECTION

<u>Year</u>	<u>Taxes Due(\$)</u>	<u>Taxes Unpaid(\$)</u>	<u>Percent</u>	<u>Teeter Plan</u>
04/05	250,656	2,321	1	No
05/06	227,856	8,494	4	No
06/07	223,064	9,492	4	No

#### C. DELINQUENT PARCELS

<u>Year</u>	<u>Reporting Date</u>	<u># of Parcels</u>	<u>Total Amount Due(\$)</u>
04/05	06-30-05	3	2,321
05/06	06-30-06	8	8,494
06/07	07-02-07	8	9,492

#### D. FORECLOSURE

<u># of Parcels</u>	<u>Total Amount of Taxes Due (\$)</u>
0	0
0	0
0	0

#### E. ASSESSED VALUE OF PARCELS

<u>Reporting Date</u>	<u>Appraisal/ Tax Roll</u>	<u>Assessed Value(\$)</u>
07-01-05	Tax Roll	58,592,519
07-01-05	Tax Roll	58,592,519
07-01-06	Tax Roll	62,326,094

#### F. MISCELLANEOUS

Reserve Fund Minimum & Bond Reserve is held at the Authority level.



## 2007 MELLO-ROOS YEARLY FISCAL STATUS REPORT

<u>Date</u>	<u>Amount(\$)</u>	<u>Issuing Entity, County, Type of Debt, Purpose</u>	<u>Rating(s) Enhancmt</u>	<u>Type of Sale</u>	<u>Role, Participant</u>	<u>Maturity Date/ Type</u>	<u>Interest Rate/ Type</u>
09-15-04	\$1,960,000	San Marcos CFD No 99-01 San Diego CDIAC Number: 2004-1576 Limited tax obligation bond Multiple capital improvements, public works IA D1 Federally Taxable Refunding	NR	Neg	(BC) Best Best & Krieger (FA) Fieldman Rolapp (TR) Union Bank of CA (UW) San Marcos PFA	09-01-33 Serial	5.25 TIC

### YEARLY FISCAL STATUS REPORT INFORMATION

#### A. FUND BALANCES

<u>Year</u>	<u>Principal Amt Outstanding(\$)</u>	<u>Minimum Bond Reserve(\$)</u>	<u>Bond Reserve Fund(\$)</u>	<u>Capitalized Interest(\$)</u>	<u>Construction Fund(\$)</u>
04/05	1,960,000	0	0	0	0
05/06	1,922,813	0	0	0	0
06/07	1,885,729	0	0	0	0

#### B. TAX COLLECTION

<u>Year</u>	<u>Taxes Due(\$)</u>	<u>Taxes Unpaid(\$)</u>	<u>Percent</u>	<u>Teeter Plan</u>
04/05	150,417	2,503	2	No
05/06	143,912	956	1	No
06/07	131,845	2,802	2	No

#### C. DELINQUENT PARCELS

<u>Year</u>	<u>Reporting Date</u>	<u># of Parcels</u>	<u>Total Amount Due(\$)</u>
04/05	06-30-05	2	2,503
05/06	06-30-06	1	956
06/07	07-02-07	3	2,802

#### D. FORECLOSURE

<u># of Parcels</u>	<u>Total Amount of Taxes Due (\$)</u>
0	0
0	0
0	0

#### E. ASSESSED VALUE OF PARCELS

<u>Reporting Date</u>	<u>Appraisal/ Tax Roll</u>	<u>Assessed Value(\$)</u>
07-01-05	Tax Roll	38,958,812
07-01-05	Tax Roll	38,958,812
07-01-06	Tax Roll	41,311,423

#### F. MISCELLANEOUS

Reserve Fund Minimum & Bond Reserve is held at the Authority level.



## 2007 MELLO-ROOS YEARLY FISCAL STATUS REPORT

<u>Date</u>	<u>Amount(\$)</u>	<u>Issuing Entity, County, Type of Debt, Purpose</u>	<u>Rating(s) Enhancmt</u>	<u>Type of Sale</u>	<u>Role, Participant</u>	<u>Maturity Date/ Type</u>	<u>Interest Rate/ Type</u>
09-15-04	\$1,430,000	San Marcos CFD No 99-01 San Diego CDIAC Number: 2004-1577 Limited tax obligation bond Multiple capital improvements, public works IA G3 Federally Taxable Refunding	NR	Neg	(BC) Best Best & Krieger (FA) Fieldman Rolapp (TR) Union Bank of CA (UW) San Marcos PFA	09-01-33 Serial	5.248 TIC

### YEARLY FISCAL STATUS REPORT INFORMATION

#### A. FUND BALANCES

<u>Year</u>	<u>Principal Amt Outstanding(\$)</u>	<u>Minimum Bond Reserve(\$)</u>	<u>Bond Reserve Fund(\$)</u>	<u>Capitalized Interest(\$)</u>	<u>Construction Fund(\$)</u>
04/05	1,430,000	0	0	0	0
05/06	1,402,010	0	0	0	0
06/07	1,374,090	0	0	0	0

#### B. TAX COLLECTION

<u>Year</u>	<u>Taxes Due(\$)</u>	<u>Taxes Unpaid(\$)</u>	<u>Percent</u>	<u>Teeter Plan</u>
04/05	115,199	0	0	No
05/06	110,288	1,259	1	No
06/07	105,155	1,170	1	No

#### C. DELINQUENT PARCELS

<u>Year</u>	<u>Reporting Date</u>	<u># of Parcels</u>	<u>Total Amount Due(\$)</u>
04/05	06-30-05	0	0
05/06	06-30-06	2	1,259
06/07	07-02-07	1	1,170

#### D. FORECLOSURE

<u># of Parcels</u>	<u>Total Amount of Taxes Due (\$)</u>
0	0
0	0
0	0

#### E. ASSESSED VALUE OF PARCELS

<u>Reporting Date</u>	<u>Appraisal/ Tax Roll</u>	<u>Assessed Value(\$)</u>
07-01-05	Tax Roll	28,772,676
07-01-05	Tax Roll	28,772,676
07-01-06	Tax Roll	32,229,992

#### F. MISCELLANEOUS

Reserve Fund Minimum & Bond Reserve is held at the Authority level.



## 2007 MELLO-ROOS YEARLY FISCAL STATUS REPORT

<u>Date</u>	<u>Amount(\$)</u>	<u>Issuing Entity, County, Type of Debt, Purpose</u>	<u>Rating(s) Enhancmt</u>	<u>Type of Sale</u>	<u>Role, Participant</u>	<u>Maturity Date/ Type</u>	<u>Interest Rate/ Type</u>
09-15-04	\$1,555,000	San Marcos CFD No 99-01 San Diego CDIAC Number: 2004-1578 Limited tax obligation bond Multiple capital improvements, public works IA HIA Federally Taxable Refunding	NR	Neg	(BC) Best Best & Krieger (FA) Fieldman Rolapp (TR) Union Bank of CA (UW) San Marcos PFA	09-01-33 Serial	4.992 TIC

### YEARLY FISCAL STATUS REPORT INFORMATION

#### A. FUND BALANCES

<u>Year</u>	<u>Principal Amt Outstanding(\$)</u>	<u>Minimum Bond Reserve(\$)</u>	<u>Bond Reserve Fund(\$)</u>	<u>Capitalized Interest(\$)</u>	<u>Construction Fund(\$)</u>
04/05	1,555,000	0	0	0	0
05/06	1,526,152	0	0	0	0
06/07	1,497,338	0	0	0	0

#### B. TAX COLLECTION

<u>Year</u>	<u>Taxes Due(\$)</u>	<u>Taxes Unpaid(\$)</u>	<u>Percent</u>	<u>Teeter Plan</u>
04/05	123,045	0	0	No
05/06	114,720	2,999	3	No
06/07	106,543	1,035	1	No

#### C. DELINQUENT PARCELS

<u>Year</u>	<u>Reporting Date</u>	<u># of Parcels</u>	<u>Total Amount Due(\$)</u>
04/05	06-30-05	0	0
05/06	06-30-06	2	2,999
06/07	07-02-07	1	1,035

#### D. FORECLOSURE

<u># of Parcels</u>	<u>Total Amount of Taxes Due (\$)</u>
0	0
0	0
0	0

#### E. ASSESSED VALUE OF PARCELS

<u>Reporting Date</u>	<u>Appraisal/ Tax Roll</u>	<u>Assessed Value(\$)</u>
07-01-05	Tax Roll	28,073,593
07-01-05	Tax Roll	28,073,593
07-01-06	Tax Roll	30,659,237

#### F. MISCELLANEOUS

Reserve Fund Minimum & Bond Reserve is held at the Authority level.



## 2007 MELLO-ROOS YEARLY FISCAL STATUS REPORT

<u>Date</u>	<u>Amount(\$)</u>	<u>Issuing Entity, County, Type of Debt, Purpose</u>	<u>Rating(s) Enhancmt</u>	<u>Type of Sale</u>	<u>Role, Participant</u>	<u>Maturity Date/ Type</u>	<u>Interest Rate/ Type</u>
09-15-04	\$1,410,000	San Marcos CFD No 99-01 San Diego CDIAC Number: 2004-1579 Limited tax obligation bond Multiple capital improvements, public works IA HIB Federally Taxable Refunding	NR	Neg	(BC) Best Best & Krieger (FA) Fieldman Rolapp (TR) Union Bank of CA (UW) San Marcos PFA	09-01-34 Serial	4.952 TIC

### YEARLY FISCAL STATUS REPORT INFORMATION

#### A. FUND BALANCES

<u>Year</u>	<u>Principal Amt Outstanding(\$)</u>	<u>Minimum Bond Reserve(\$)</u>	<u>Bond Reserve Fund(\$)</u>	<u>Capitalized Interest(\$)</u>	<u>Construction Fund(\$)</u>
04/05	1,410,000	0	0	0	0
05/06	1,390,875	0	0	0	0
06/07	1,366,715	0	0	0	0

#### B. TAX COLLECTION

<u>Year</u>	<u>Taxes Due(\$)</u>	<u>Taxes Unpaid(\$)</u>	<u>Percent</u>	<u>Teeter Plan</u>
04/05	109,722	0	0	No
05/06	95,080	2,758	3	No
06/07	97,984	3,154	3	No

#### C. DELINQUENT PARCELS

<u>Year</u>	<u>Reporting Date</u>	<u># of Parcels</u>	<u>Total Amount Due(\$)</u>
04/05	06-30-05	0	0
05/06	06-30-06	2	2,758
06/07	07-02-07	2	3,154

#### D. FORECLOSURE

<u># of Parcels</u>	<u>Total Amount of Taxes Due (\$)</u>
0	0
0	0
0	0

#### E. ASSESSED VALUE OF PARCELS

<u>Reporting Date</u>	<u>Appraisal/ Tax Roll</u>	<u>Assessed Value(\$)</u>
07-01-05	Tax Roll	24,880,659
07-01-05	Tax Roll	24,880,659
07-01-06	Tax Roll	26,553,095

#### F. MISCELLANEOUS

Reserve Fund Minimum & Bond Reserve is held at the Authority level.



## 2007 MELLO-ROOS YEARLY FISCAL STATUS REPORT

<u>Date</u>	<u>Amount(\$)</u>	<u>Issuing Entity, County, Type of Debt, Purpose</u>	<u>Rating(s) Enhancmt</u>	<u>Type of Sale</u>	<u>Role, Participant</u>	<u>Maturity Date/ Type</u>	<u>Interest Rate/ Type</u>
09-15-04	\$4,560,000	San Marcos CFD No 99-01 San Diego CDIAC Number: 2004-1580 Limited tax obligation bond Multiple capital improvements, public works IA M Federally Taxable Refunding	NR	Neg	(BC) Best Best & Krieger (FA) Fieldman Rolapp (TR) Union Bank of CA (UW) San Marcos PFA	09-01-33 Serial	4.994 TIC

### YEARLY FISCAL STATUS REPORT INFORMATION

#### A. FUND BALANCES

<u>Year</u>	<u>Principal Amt Outstanding(\$)</u>	<u>Minimum Bond Reserve(\$)</u>	<u>Bond Reserve Fund(\$)</u>	<u>Capitalized Interest(\$)</u>	<u>Construction Fund(\$)</u>
04/05	4,560,000	0	0	0	0
05/06	4,483,551	0	0	0	0
06/07	4,391,920	0	0	0	0

#### B. TAX COLLECTION

<u>Year</u>	<u>Taxes Due(\$)</u>	<u>Taxes Unpaid(\$)</u>	<u>Percent</u>	<u>Teeter Plan</u>
04/05	315,333	0	0	No
05/06	290,773	4,592	2	No
06/07	283,927	5,152	2	No

#### C. DELINQUENT PARCELS

<u>Year</u>	<u>Reporting Date</u>	<u># of Parcels</u>	<u>Total Amount Due(\$)</u>
04/05	06-30-05	0	0
05/06	06-30-06	2	4,592
06/07	07-02-07	3	5,152

#### D. FORECLOSURE

<u># of Parcels</u>	<u>Total Amount of Taxes Due (\$)</u>
0	0
0	0
0	0

#### E. ASSESSED VALUE OF PARCELS

<u>Reporting Date</u>	<u>Appraisal/ Tax Roll</u>	<u>Assessed Value(\$)</u>
07-01-05	Tax Roll	80,516,463
07-01-05	Tax Roll	80,516,463
07-01-06	Tax Roll	83,913,497

#### F. MISCELLANEOUS

Reserve Fund Minimum & Bond Reserve is held at the Authority level.



## 2007 MELLO-ROOS YEARLY FISCAL STATUS REPORT

<u>Date</u>	<u>Amount(\$)</u>	<u>Issuing Entity, County, Type of Debt, Purpose</u>	<u>Rating(s) Enhancmt</u>	<u>Type of Sale</u>	<u>Role, Participant</u>	<u>Maturity Date/ Type</u>	<u>Interest Rate/ Type</u>
09-15-04	\$2,805,000	San Marcos CFD No 99-01 San Diego CDIAC Number: 2004-1581 Limited tax obligation bond Multiple capital improvements, public works IA NI Federally Taxable Refunding	NR	Neg	(BC) Best Best & Krieger (FA) Fieldman Rolapp (TR) Union Bank of CA (UW) San Marcos PFA	09-01-33 Serial	5.251 TIC

### YEARLY FISCAL STATUS REPORT INFORMATION

#### A. FUND BALANCES

<u>Year</u>	<u>Principal Amt Outstanding(\$)</u>	<u>Minimum Bond Reserve(\$)</u>	<u>Bond Reserve Fund(\$)</u>	<u>Capitalized Interest(\$)</u>	<u>Construction Fund(\$)</u>
04/05	2,805,000	0	0	0	0
05/06	2,754,106	0	0	0	0
06/07	2,703,370	0	0	0	0

#### B. TAX COLLECTION

<u>Year</u>	<u>Taxes Due(\$)</u>	<u>Taxes Unpaid(\$)</u>	<u>Percent</u>	<u>Teeter Plan</u>
04/05	211,972	1,377	1	No
05/06	187,904	4,264	2	No
06/07	184,652	7,823	4	No

#### C. DELINQUENT PARCELS

<u>Year</u>	<u>Reporting Date</u>	<u># of Parcels</u>	<u>Total Amount Due(\$)</u>
04/05	06-30-05	1	1,377
05/06	06-30-06	3	4,264
06/07	07-02-07	5	7,823

#### D. FORECLOSURE

<u># of Parcels</u>	<u>Total Amount of Taxes Due (\$)</u>
0	0
0	0
0	0

#### E. ASSESSED VALUE OF PARCELS

<u>Reporting Date</u>	<u>Appraisal/ Tax Roll</u>	<u>Assessed Value(\$)</u>
07-01-05	Tax Roll	48,821,603
07-01-05	Tax Roll	48,821,603
07-01-06	Tax Roll	52,346,610

#### F. MISCELLANEOUS

Reserve Fund Minimum & Bond Reserve is held at the Authority level.





## 2007 MELLO-ROOS YEARLY FISCAL STATUS REPORT

<u>Date</u>	<u>Amount(\$)</u>	<u>Issuing Entity, County, Type of Debt, Purpose</u>	<u>Rating(s) Enhancmt</u>	<u>Type of Sale</u>	<u>Role, Participant</u>	<u>Maturity Date/ Type</u>	<u>Interest Rate/ Type</u>
09-15-04	\$2,575,000	San Marcos CFD No 99-01 San Diego CDIAC Number: 2004-1582 Limited tax obligation bond Multiple capital improvements, public works IA N2 Federally Taxable Refunding	NR	Neg	(BC) Best Best & Krieger (FA) Fieldman Rolapp (TR) Union Bank of CA (UW) San Marcos PFA	09-01-34 Serial	4.958 TIC

### YEARLY FISCAL STATUS REPORT INFORMATION

#### A. FUND BALANCES

<u>Year</u>	<u>Principal Amt Outstanding(\$)</u>	<u>Minimum Bond Reserve(\$)</u>	<u>Bond Reserve Fund(\$)</u>	<u>Capitalized Interest(\$)</u>	<u>Construction Fund(\$)</u>
04/05	2,575,000	0	0	0	0
05/06	2,526,433	0	0	0	0
06/07	2,477,895	0	0	0	0

#### B. TAX COLLECTION

<u>Year</u>	<u>Taxes Due(\$)</u>	<u>Taxes Unpaid(\$)</u>	<u>Percent</u>	<u>Teeter Plan</u>
04/05	190,982	0	0	No
05/06	164,067	2,264	1	No
06/07	164,961	5,726	3	No

#### C. DELINQUENT PARCELS

<u>Year</u>	<u>Reporting Date</u>	<u># of Parcels</u>	<u>Total Amount Due(\$)</u>
04/05	06-30-05	0	0
05/06	06-30-06	2	1,186
06/07	07-02-07	3	5,726

#### D. FORECLOSURE

<u># of Parcels</u>	<u>Total Amount of Taxes Due (\$)</u>
0	0
0	0
0	0

#### E. ASSESSED VALUE OF PARCELS

<u>Reporting Date</u>	<u>Appraisal/ Tax Roll</u>	<u>Assessed Value(\$)</u>
07-01-05	Tax Roll	45,105,370
07-01-05	Tax Roll	45,105,370
07-01-06	Tax Roll	47,676,440

#### F. MISCELLANEOUS



## 2007 MELLO-ROOS YEARLY FISCAL STATUS REPORT

<u>Date</u>	<u>Amount(\$)</u>	<u>Issuing Entity, County, Type of Debt, Purpose</u>	<u>Rating(s) Enhancmt</u>	<u>Type of Sale</u>	<u>Role, Participant</u>	<u>Maturity Date/ Type</u>	<u>Interest Rate/ Type</u>
09-15-04	\$2,875,000	San Marcos CFD No 99-01 San Diego CDIAC Number: 2004-1583 Limited tax obligation bond Multiple capital improvements, public works IA R1 Federally Taxable Refunding	NR	Neg	(BC) Best Best & Krieger (FA) Fieldman Rolapp (TR) Union Bank of CA (UW) San Marcos PFA	09-01-34 Serial	4.956 TIC

### YEARLY FISCAL STATUS REPORT INFORMATION

#### A. FUND BALANCES

<u>Year</u>	<u>Principal Amt Outstanding(\$)</u>	<u>Minimum Bond Reserve(\$)</u>	<u>Bond Reserve Fund(\$)</u>	<u>Capitalized Interest(\$)</u>	<u>Construction Fund(\$)</u>
04/05	2,875,000	0	0	0	0
05/06	2,826,679	0	0	0	0
06/07	2,773,337	0	0	0	0

#### B. TAX COLLECTION

<u>Year</u>	<u>Taxes Due(\$)</u>	<u>Taxes Unpaid(\$)</u>	<u>Percent</u>	<u>Teeter Plan</u>
04/05	202,156	3,787	2	No
05/06	189,710	1,830	1	No
06/07	176,647	2,140	1	No

#### C. DELINQUENT PARCELS

<u>Year</u>	<u>Reporting Date</u>	<u># of Parcels</u>	<u>Total Amount Due(\$)</u>
04/05	06-30-05	2	3,787
05/06	06-30-06	1	1,830
06/07	07-02-07	2	2,140

#### D. FORECLOSURE

<u># of Parcels</u>	<u>Total Amount of Taxes Due (\$)</u>
0	0
0	0
0	0

#### E. ASSESSED VALUE OF PARCELS

<u>Reporting Date</u>	<u>Appraisal/ Tax Roll</u>	<u>Assessed Value(\$)</u>
07-01-05	Tax Roll	42,028,052
07-01-05	Tax Roll	42,028,052
07-01-06	Tax Roll	46,742,072

#### F. MISCELLANEOUS

Reserve Fund Minimum & Bond Reserve is held at the Authority level.



## 2007 MELLO-ROOS YEARLY FISCAL STATUS REPORT

<u>Date</u>	<u>Amount(\$)</u>	<u>Issuing Entity, County, Type of Debt, Purpose</u>	<u>Rating(s) Enhancmt</u>	<u>Type of Sale</u>	<u>Role, Participant</u>	<u>Maturity Date/ Type</u>	<u>Interest Rate/ Type</u>
09-15-04	\$2,245,000	San Marcos CFD No 99-01 San Diego CDIAC Number: 2004-1584 Limited tax obligation bond Multiple capital improvements, public works IA R2 Federally Taxable Refunding	NR	Neg	(BC) Best Best & Krieger (FA) Fieldman Rolapp (TR) Union Bank of CA (UW) San Marcos PFA	09-01-34 Serial	4.955 TIC

### YEARLY FISCAL STATUS REPORT INFORMATION

#### A. FUND BALANCES

<u>Year</u>	<u>Principal Amt Outstanding(\$)</u>	<u>Minimum Bond Reserve(\$)</u>	<u>Bond Reserve Fund(\$)</u>	<u>Capitalized Interest(\$)</u>	<u>Construction Fund(\$)</u>
04/05	2,245,000	0	0	0	0
05/06	2,206,284	0	0	0	0
06/07	2,167,599	0	0	0	0

#### B. TAX COLLECTION

<u>Year</u>	<u>Taxes Due(\$)</u>	<u>Taxes Unpaid(\$)</u>	<u>Percent</u>	<u>Teeter Plan</u>
04/05	171,105	4,284	3	No
05/06	143,832	5,761	4	No
06/07	142,153	3,605	3	No

#### C. DELINQUENT PARCELS

<u>Year</u>	<u>Reporting Date</u>	<u># of Parcels</u>	<u>Total Amount Due(\$)</u>
04/05	06-30-05	2	4,284
05/06	06-30-06	4	5,761
06/07	07-02-07	3	3,605

#### D. FORECLOSURE

<u># of Parcels</u>	<u>Total Amount of Taxes Due (\$)</u>
0	0
0	0
0	0

#### E. ASSESSED VALUE OF PARCELS

<u>Reporting Date</u>	<u>Appraisal/ Tax Roll</u>	<u>Assessed Value(\$)</u>
07-01-05	Tax Roll	37,770,562
07-01-05	Tax Roll	33,115,313
07-01-06	Appraisal	39,980,417

#### F. MISCELLANEOUS

Reserve Fund Minimum & Bond Reserve is held at the Authority level.



## 2007 MELLO-ROOS YEARLY FISCAL STATUS REPORT

<u>Date</u>	<u>Amount(\$)</u>	<u>Issuing Entity, County, Type of Debt, Purpose</u>	<u>Rating(s) Enhancmt</u>	<u>Type of Sale</u>	<u>Role, Participant</u>	<u>Maturity Date/ Type</u>	<u>Interest Rate/ Type</u>
11-09-06	\$3,220,000	San Marcos CFD No 99-01 San Diego CDIAC Number: 2006-1401 Limited tax obligation bond Multiple capital improvements, public works San Elijo Hills IA F2/V2	NR	Neg	(BC) Fulbright & Jaworski (TR) Union Bank of CA (UW) San Marcos PFA	09-01-38 Comb	5.072 NIC

### YEARLY FISCAL STATUS REPORT INFORMATION

#### A. FUND BALANCES

<u>Year</u>	<u>Principal Amt Outstanding(\$)</u>	<u>Minimum Bond Reserve(\$)</u>	<u>Bond Reserve Fund(\$)</u>	<u>Capitalized Interest(\$)</u>	<u>Construction Fund(\$)</u>
06/07	3,220,000	0	0	121,316	2,754,208

#### B. TAX COLLECTION

<u>Taxes Due(\$)</u>	<u>Taxes Unpaid(\$)</u>	<u>Percent</u>	<u>Teeter Plan</u>
0	0	0	No

#### C. DELINQUENT PARCELS

<u>Year</u>	<u>Reporting Date</u>	<u># of Parcels</u>	<u>Total Amount Due(\$)</u>
06/07	07-02-07	0	0

#### D. FORECLOSURE

<u># of Parcels</u>	<u>Total Amount of Taxes Due (\$)</u>
0	0

#### E. ASSESSED VALUE OF PARCELS

<u>Reporting Date</u>	<u>Appraisal/ Tax Roll</u>	<u>Assessed Value(\$)</u>
10-01-06	Appraisal	32,800,000

#### F. MISCELLANEOUS



## 2007 MELLO-ROOS YEARLY FISCAL STATUS REPORT

<u>Date</u>	<u>Amount(\$)</u>	<u>Issuing Entity, County, Type of Debt, Purpose</u>	<u>Rating(s) Enhancmt</u>	<u>Type of Sale</u>	<u>Role, Participant</u>	<u>Maturity Date/ Type</u>	<u>Interest Rate/ Type</u>
11-09-06	\$4,675,000	San Marcos CFD No 99-01 San Diego CDIAC Number: 2006-1402 Limited tax obligation bond Multiple capital improvements, public works San Elijo Hills IA J	NR	Neg	(BC) Fulbright & Jaworski (TR) Union Bank of CA (UW) San Marcos PFA	09-01-38 Comb	5.061 NIC

### YEARLY FISCAL STATUS REPORT INFORMATION

#### A. FUND BALANCES

<u>Year</u>	<u>Principal Amt Outstanding(\$)</u>	<u>Minimum Bond Reserve(\$)</u>	<u>Bond Reserve Fund(\$)</u>	<u>Capitalized Interest(\$)</u>	<u>Construction Fund(\$)</u>
06/07	4,675,000	0	0	214,976	3,035,167

#### B. TAX COLLECTION

<u>Taxes Due(\$)</u>	<u>Taxes Unpaid(\$)</u>	<u>Percent</u>	<u>Teeter Plan</u>
0	0	0	No

#### C. DELINQUENT PARCELS

<u>Year</u>	<u>Reporting Date</u>	<u># of Parcels</u>	<u>Total Amount Due(\$)</u>
06/07	07-02-07	0	0

#### D. FORECLOSURE

<u># of Parcels</u>	<u>Total Amount of Taxes Due (\$)</u>
0	0

#### E. ASSESSED VALUE OF PARCELS

<u>Reporting Date</u>	<u>Appraisal/ Tax Roll</u>	<u>Assessed Value(\$)</u>
10-01-06	Appraisal	25,300,000

#### F. MISCELLANEOUS



## 2007 MELLO-ROOS YEARLY FISCAL STATUS REPORT

<u>Date</u>	<u>Amount(\$)</u>	<u>Issuing Entity, County, Type of Debt, Purpose</u>	<u>Rating(s) Enhancmt</u>	<u>Type of Sale</u>	<u>Role, Participant</u>	<u>Maturity Date/ Type</u>	<u>Interest Rate/ Type</u>
11-09-06	\$3,010,000	San Marcos CFD No 99-01 San Diego CDIAC Number: 2006-1403 Limited tax obligation bond Multiple capital improvements, public works San Elijo Hills IA T	NR	Neg	(BC) Fulbright & Jaworski (TR) Union Bank of CA (UW) San Marcos PFA	09-01-38 Comb	5.072 NIC

### YEARLY FISCAL STATUS REPORT INFORMATION

#### A. FUND BALANCES

<u>Year</u>	<u>Principal Amt Outstanding(\$)</u>	<u>Minimum Bond Reserve(\$)</u>	<u>Bond Reserve Fund(\$)</u>	<u>Capitalized Interest(\$)</u>	<u>Construction Fund(\$)</u>
06/07	3,010,000	0	0	226,215	1,338,392

#### B. TAX COLLECTION

<u>Taxes Due(\$)</u>	<u>Taxes Unpaid(\$)</u>	<u>Percent</u>	<u>Teeter Plan</u>
0	0	0	No

#### C. DELINQUENT PARCELS

<u>Year</u>	<u>Reporting Date</u>	<u># of Parcels</u>	<u>Total Amount Due(\$)</u>
06/07	07-02-07	0	0

#### D. FORECLOSURE

<u># of Parcels</u>	<u>Total Amount of Taxes Due (\$)</u>
0	0

#### E. ASSESSED VALUE OF PARCELS

<u>Reporting Date</u>	<u>Appraisal/ Tax Roll</u>	<u>Assessed Value(\$)</u>
10-01-06	Appraisal	31,165,000

#### F. MISCELLANEOUS



## 2007 MELLO-ROOS YEARLY FISCAL STATUS REPORT

<u>Date</u>	<u>Amount(\$)</u>	<u>Issuing Entity, County, Type of Debt, Purpose</u>	<u>Rating(s) Enhancmt</u>	<u>Type of Sale</u>	<u>Role, Participant</u>	<u>Maturity Date/ Type</u>	<u>Interest Rate/ Type</u>
11-09-06	\$2,755,000	San Marcos CFD No 99-01 San Diego CDIAC Number: 2006-1404 Limited tax obligation bond Multiple capital improvements, public works San Elijo Hills IA V1A	NR	Neg	(BC) Fulbright & Jaworski (TR) Union Bank of CA (UW) San Marcos PFA	09-01-38 Comb	5.061 NIC

### YEARLY FISCAL STATUS REPORT INFORMATION

#### A. FUND BALANCES

<u>Year</u>	<u>Principal Amt Outstanding(\$)</u>	<u>Minimum Bond Reserve(\$)</u>	<u>Bond Reserve Fund(\$)</u>	<u>Capitalized Interest(\$)</u>	<u>Construction Fund(\$)</u>
06/07	2,755,000	0	0	69,325	1,507,370

#### B. TAX COLLECTION

<u>Taxes Due(\$)</u>	<u>Taxes Unpaid(\$)</u>	<u>Percent</u>	<u>Teeter Plan</u>
0	0	0	No

#### C. DELINQUENT PARCELS

<u>Year</u>	<u>Reporting Date</u>	<u># of Parcels</u>	<u>Total Amount Due(\$)</u>
06/07	07-02-07	0	0

#### D. FORECLOSURE

<u># of Parcels</u>	<u>Total Amount of Taxes Due (\$)</u>
0	0

#### E. ASSESSED VALUE OF PARCELS

<u>Reporting Date</u>	<u>Appraisal/ Tax Roll</u>	<u>Assessed Value(\$)</u>
10-01-06	Appraisal	17,700,000

#### F. MISCELLANEOUS



## 2007 MELLO-ROOS YEARLY FISCAL STATUS REPORT

<u>Date</u>	<u>Amount(\$)</u>	<u>Issuing Entity, County, Type of Debt, Purpose</u>	<u>Rating(s) Enhancmt</u>	<u>Type of Sale</u>	<u>Role, Participant</u>	<u>Maturity Date/ Type</u>	<u>Interest Rate/ Type</u>
03-21-01	\$3,850,000	San Marcos Unified School District CFD No 1 San Diego CDIAC Number: 2001-0151 Limited tax obligation bond K-12 school facility Federally Taxable State Taxable Refunding	NR	Neg	(BC) Bowie Arneson Wiles (TR) US Trust Co of CA (UW) San Marcos School FA	09-01-15 Serial	4.366 TIC

### YEARLY FISCAL STATUS REPORT INFORMATION

#### A. FUND BALANCES

<u>Year</u>	<u>Principal Amt Outstanding(\$)</u>	<u>Minimum Bond Reserve(\$)</u>	<u>Bond Reserve Fund(\$)</u>	<u>Capitalized Interest(\$)</u>	<u>Construction Fund(\$)</u>
01/02	3,655,000	0	0	0	0
02/03	3,450,000	3,850,000	0	0	0
03/04	3,230,000	0	0	0	0
04/05	3,010,000	0	0	0	0
05/06	2,780,000	0	0	0	0
06/07	2,540,000	0	0	0	0

#### B. TAX COLLECTION

<u>Taxes Due(\$)</u>	<u>Taxes Unpaid(\$)</u>	<u>Percent</u>	<u>Teeter Plan</u>
335,503	10,567	3	No
386,736	11,082	3	No
381,241	8,288	2	No
372,074	11,512	3	No
374,018	9,276	2	No
368,545	5,850	2	No

#### C. DELINQUENT PARCELS

<u>Year</u>	<u>Reporting Date</u>	<u># of Parcels</u>	<u>Total Amount Due(\$)</u>
01/02	04-22-02	24	10,567
02/03	05-09-03	5	11,082
03/04	05-19-04	15	8,288
04/05	05-17-05	22	11,512
05/06	05-04-06	16	9,276
06/07	06-30-07	10	5,850

#### D. FORECLOSURE

<u># of Parcels</u>	<u>Total Amount of Taxes Due (\$)</u>
0	0
0	0
0	0
0	0
0	0
0	0

#### E. ASSESSED VALUE OF PARCELS

<u>Reporting Date</u>	<u>Appraisal/ Tax Roll</u>	<u>Assessed Value(\$)</u>
07-01-02	Tax Roll	100,439,021
01-01-03	Tax Roll	131,439,094
01-01-04	Tax Roll	142,089,391
01-01-05	Tax Roll	155,098,392
01-01-06	Tax Roll	169,530,175
01-01-07	Tax Roll	180,692,762

#### F. MISCELLANEOUS

Reserve fund insured by reserve policy





## 2007 MELLO-ROOS YEARLY FISCAL STATUS REPORT

<u>Date</u>	<u>Amount(\$)</u>	<u>Issuing Entity, County, Type of Debt, Purpose</u>	<u>Rating(s) Enhancmt</u>	<u>Type of Sale</u>	<u>Role, Participant</u>	<u>Maturity Date/ Type</u>	<u>Interest Rate/ Type</u>
03-21-01	\$3,830,000	San Marcos Unified School District CFD No 2 San Diego CDIAC Number: 2001-0152 Limited tax obligation bond K-12 school facility Federally Taxable State Taxable Refunding	NR	Neg	(BC) Bowie Arneson Wiles (TR) US Trust Co of CA (UW) San Marcos School FA	09-01-16 Serial	4.433 TIC

### YEARLY FISCAL STATUS REPORT INFORMATION

#### A. FUND BALANCES

<u>Year</u>	<u>Principal Amt Outstanding(\$)</u>	<u>Minimum Bond Reserve(\$)</u>	<u>Bond Reserve Fund(\$)</u>	<u>Capitalized Interest(\$)</u>	<u>Construction Fund(\$)</u>
01/02	3,650,000	0	0	0	0
02/03	3,470,000	0	0	0	0
03/04	3,275,000	0	0	0	0
04/05	3,085,000	0	0	0	0
05/06	2,885,000	0	0	0	0
06/07	2,675,000	0	0	0	0

#### B. TAX COLLECTION

<u>Taxes Due(\$)</u>	<u>Taxes Unpaid(\$)</u>	<u>Percent</u>	<u>Teeter Plan</u>
307,291	5,957	2	No
369,144	6,186	2	No
355,160	3,738	1	No
357,402	7,796	2	No
363,528	8,458	2	No
360,546	4,758	1	No

#### C. DELINQUENT PARCELS

<u>Year</u>	<u>Reporting Date</u>	<u># of Parcels</u>	<u>Total Amount Due(\$)</u>
01/02	04-22-02	17	5,957
02/03	05-09-03	16	6,186
03/04	05-19-04	12	3,738
04/05	05-17-05	19	7,796
05/06	05-04-06	23	8,458
06/07	06-30-07	13	4,758

#### D. FORECLOSURE

<u># of Parcels</u>	<u>Total Amount of Taxes Due (\$)</u>
0	0
0	0
0	0
0	0
0	0
0	0

#### E. ASSESSED VALUE OF PARCELS

<u>Reporting Date</u>	<u>Appraisal/ Tax Roll</u>	<u>Assessed Value(\$)</u>
07-01-02	Tax Roll	121,979,282
01-01-03	Tax Roll	141,737,295
01-01-04	Tax Roll	141,737,295
01-01-05	Tax Roll	165,700,990
01-01-06	Tax Roll	178,709,837
01-01-07	Tax Roll	187,646,220

#### F. MISCELLANEOUS

Reserve fund insured by reserve policy



## 2007 MELLO-ROOS YEARLY FISCAL STATUS REPORT

<u>Date</u>	<u>Amount(\$)</u>	<u>Issuing Entity, County, Type of Debt, Purpose</u>	<u>Rating(s) Enhancmt</u>	<u>Type of Sale</u>	<u>Role, Participant</u>	<u>Maturity Date/ Type</u>	<u>Interest Rate/ Type</u>
03-21-01	\$2,700,000	San Marcos Unified School District CFD No 3 San Diego CDIAC Number: 2001-0150 Limited tax obligation bond K-12 school facility Federally Taxable State Taxable	NR	Neg	(BC) Bowie Arneson Wiles (TR) US Trust Co of CA (UW) San Marcos School FA	09-01-24 Serial	4.827 TIC

### YEARLY FISCAL STATUS REPORT INFORMATION

#### A. FUND BALANCES

<u>Year</u>	<u>Principal Amt Outstanding(\$)</u>	<u>Minimum Bond Reserve(\$)</u>	<u>Bond Reserve Fund(\$)</u>	<u>Capitalized Interest(\$)</u>	<u>Construction Fund(\$)</u>
01/02	2,650,000	0	0	0	2,659,838
02/03	2,570,000	2,700,000	0	0	2,728,835
03/04	2,485,000	0	0	0	321
04/05	2,400,000	0	0	0	326
05/06	2,310,000	0	0	0	335
06/07	2,220,000	0	0	0	0

#### B. TAX COLLECTION

<u>Year</u>	<u>Taxes Due(\$)</u>	<u>Taxes Unpaid(\$)</u>	<u>Percent</u>	<u>Teeter Plan</u>
01/02	237,710	8,496	4	No
02/03	237,710	9,346	4	No
03/04	237,710	5,237	2	No
04/05	237,710	7,325	3	No
05/06	237,710	8,011	3	No
06/07	237,710	5,689	2	No

#### C. DELINQUENT PARCELS

<u>Year</u>	<u>Reporting Date</u>	<u># of Parcels</u>	<u>Total Amount Due(\$)</u>
01/02	04-22-02	13	8,496
02/03	05-09-03	12	9,346
03/04	05-19-04	10	5,237
04/05	05-17-05	14	7,325
05/06	05-04-06	14	8,011
06/07	06-30-07	10	5,689

#### D. FORECLOSURE

<u># of Parcels</u>	<u>Total Amount of Taxes Due (\$)</u>
0	0
0	0
0	0
0	0
0	0
0	0

#### E. ASSESSED VALUE OF PARCELS

<u>Reporting Date</u>	<u>Appraisal/ Tax Roll</u>	<u>Assessed Value(\$)</u>
07-01-02	Tax Roll	69,289,517
01-01-03	Tax Roll	80,545,476
01-01-04	Tax Roll	88,455,306
01-01-05	Tax Roll	100,319,143
01-01-06	Tax Roll	109,458,016
01-01-07	Tax Roll	114,080,232

#### F. MISCELLANEOUS

Reserve fund insured by reserve policy



## 2007 MELLO-ROOS YEARLY FISCAL STATUS REPORT

<u>Date</u>	<u>Amount(\$)</u>	<u>Issuing Entity, County, Type of Debt, Purpose</u>	<u>Rating(s) Enhancmt</u>	<u>Type of Sale</u>	<u>Role, Participant</u>	<u>Maturity Date/ Type</u>	<u>Interest Rate/ Type</u>
07-30-02	\$7,500,000	San Marcos Unified School District CFD No 4 San Diego CDIAC Number: 2002-1347 Limited tax obligation bond K-12 school facility Refunding	S:AAA/BBB     Ins	Comp	(BC) Bowie Arneson Wiles (FA) Municipal Finance Corp (EN) FSA (TR) BNY Western Trust (UW) Prudential Financial	09-01-30 Comb	4.781 NIC

### YEARLY FISCAL STATUS REPORT INFORMATION

#### A. FUND BALANCES

<u>Year</u>	<u>Principal Amt Outstanding(\$)</u>	<u>Minimum Bond Reserve(\$)</u>	<u>Bond Reserve Fund(\$)</u>	<u>Capitalized Interest(\$)</u>	<u>Construction Fund(\$)</u>
02/03	7,500,000	491,443	495,278	0	20,115
03/04	7,360,000	491,443	491,931	0	37,887
04/05	7,195,000	0	1	0	513,105
05/06	7,030,000	0	1	0	529,868
06/07	6,865,000	0	1	0	0

#### B. TAX COLLECTION

<u>Year</u>	<u>Taxes Due(\$)</u>	<u>Taxes Unpaid(\$)</u>	<u>Percent</u>	<u>Teeter Plan</u>
02/03	608,662	14,537	2	No
03/04	673,972	10,898	2	No
04/05	1,092,727	37,368	3	No
05/06	1,452,094	65,063	4	No
06/07	2,058,033	85,931	4	No

#### C. DELINQUENT PARCELS

<u>Year</u>	<u>Reporting Date</u>	<u># of Parcels</u>	<u>Total Amount Due(\$)</u>
02/03	05-09-03	15	14,537
03/04	05-19-04	12	10,898
04/05	05-17-05	37	37,368
05/06	05-04-06	53	65,063
06/07	06-30-07	63	85,931

#### D. FORECLOSURE

<u># of Parcels</u>	<u>Total Amount of Taxes Due (\$)</u>
0	0
0	0
0	0
0	0
0	0

#### E. ASSESSED VALUE OF PARCELS

<u>Reporting Date</u>	<u>Appraisal/ Tax Roll</u>	<u>Assessed Value(\$)</u>
01-01-03	Tax Roll	176,764,664
01-01-04	Tax Roll	297,653,671
01-01-05	Tax Roll	454,992,725
01-01-06	Tax Roll	714,306,391
01-01-07	Tax Roll	854,842,440

#### F. MISCELLANEOUS

Reserve fund insured by reserve policy.



## 2007 MELLO-ROOS YEARLY FISCAL STATUS REPORT

<u>Date</u>	<u>Amount(\$)</u>	<u>Issuing Entity, County, Type of Debt, Purpose</u>	<u>Rating(s) Enhancmt</u>	<u>Type of Sale</u>	<u>Role, Participant</u>	<u>Maturity Date/ Type</u>	<u>Interest Rate/ Type</u>
07-28-04	\$7,175,000	San Marcos Unified School District CFD No 4 San Diego CDIAC Number: 2004-1305 Limited tax obligation bond K-12 school facility	S:AAA    Ins	Comp	(BC) Bowie Arneson Wiles (FA) Municipal Finance Corp (EN) FSA (TR) Union Bank of CA (UW) Wachovia Securities	09-01-34 Comb	4.853 NIC

### YEARLY FISCAL STATUS REPORT INFORMATION

#### A. FUND BALANCES

<u>Year</u>	<u>Principal Amt Outstanding(\$)</u>	<u>Minimum Bond Reserve(\$)</u>	<u>Bond Reserve Fund(\$)</u>	<u>Capitalized Interest(\$)</u>	<u>Construction Fund(\$)</u>
04/05	7,175,000	0	1	0	513,105
05/06	7,070,000	0	1	0	529,868
06/07	6,940,000	0	1	0	2,601,472

#### B. TAX COLLECTION

<u>Year</u>	<u>Taxes Due(\$)</u>	<u>Taxes Unpaid(\$)</u>	<u>Percent</u>	<u>Teeter Plan</u>
04/05	1,092,727	37,368	3	No
05/06	1,452,094	65,063	4	No
06/07	2,058,033	85,931	4	No

#### C. DELINQUENT PARCELS

<u>Year</u>	<u>Reporting Date</u>	<u># of Parcels</u>	<u>Total Amount Due(\$)</u>
04/05	05-17-05	37	37,368
05/06	05-04-06	53	65,063
06/07	06-30-07	63	85,931

#### D. FORECLOSURE

<u># of Parcels</u>	<u>Total Amount of Taxes Due (\$)</u>
0	0
0	0
0	0

#### E. ASSESSED VALUE OF PARCELS

<u>Reporting Date</u>	<u>Appraisal/ Tax Roll</u>	<u>Assessed Value(\$)</u>
01-01-05	Tax Roll	454,992,725
01-01-06	Tax Roll	714,306,391
01-01-07	Tax Roll	854,842,440

#### F. MISCELLANEOUS

Reserve fund insured by reserve policy.



## 2007 MELLO-ROOS YEARLY FISCAL STATUS REPORT

<u>Date</u>	<u>Amount(\$)</u>	<u>Issuing Entity, County, Type of Debt, Purpose</u>	<u>Rating(s) Enhancmt</u>	<u>Type of Sale</u>	<u>Role, Participant</u>	<u>Maturity Date/ Type</u>	<u>Interest Rate/ Type</u>
08-01-06	\$11,025,000	San Marcos Unified School District CFD No 4 San Diego CDIAC Number: 2006-0596 Limited tax obligation bond K-12 school facility	S:AAA    Ins	Comp	(BC) Bowie Arneson Wiles (FA) Municipal Finance Corp (EN) FSA (TR) Union Bank of CA (UW) Citigroup Global Markets	09-01-36 Comb	4.591 NIC

### YEARLY FISCAL STATUS REPORT INFORMATION

#### A. FUND BALANCES

<u>Year</u>	<u>Principal Amt Outstanding(\$)</u>	<u>Minimum Bond Reserve(\$)</u>	<u>Bond Reserve Fund(\$)</u>	<u>Capitalized Interest(\$)</u>	<u>Construction Fund(\$)</u>
06/07	11,025,000	0	835,766	0	9,930,953

#### B. TAX COLLECTION

<u>Taxes Due(\$)</u>	<u>Taxes Unpaid(\$)</u>	<u>Percent</u>	<u>Teeter Plan</u>
2,058,033	85,931	4	No

#### C. DELINQUENT PARCELS

<u>Year</u>	<u>Reporting Date</u>	<u># of Parcels</u>	<u>Total Amount Due(\$)</u>
06/07	06-30-07	63	85,931

#### D. FORECLOSURE

<u># of Parcels</u>	<u>Total Amount of Taxes Due (\$)</u>
0	0

#### E. ASSESSED VALUE OF PARCELS

<u>Reporting Date</u>	<u>Appraisal/ Tax Roll</u>	<u>Assessed Value(\$)</u>
01-01-07	Tax Roll	854,842,440

#### F. MISCELLANEOUS

Reserve Fund Minimum is backed by a Bond Insurance Policy.



## 2007 MELLO-ROOS YEARLY FISCAL STATUS REPORT

<u>Date</u>	<u>Amount(\$)</u>	<u>Issuing Entity, County, Type of Debt, Purpose</u>	<u>Rating(s) Enhancmt</u>	<u>Type of Sale</u>	<u>Role, Participant</u>	<u>Maturity Date/ Type</u>	<u>Interest Rate/ Type</u>
09-26-02	\$12,500,000	San Marcos Unified School District CFD No 5 San Diego CDIAC Number: 2002-1619 Limited tax obligation bond K-12 school facility	S:AAA    Ins	Comp	(BC) Bowie Arneson Wiles (FA) Municipal Finance Corp (EN) MBIA Corp (TR) BNY Western Trust (UW) RBC Dain Rauscher	09-01-32 Comb	4.359 NIC

### YEARLY FISCAL STATUS REPORT INFORMATION

#### A. FUND BALANCES

<u>Year</u>	<u>Principal Amt Outstanding(\$)</u>	<u>Minimum Bond Reserve(\$)</u>	<u>Bond Reserve Fund(\$)</u>	<u>Capitalized Interest(\$)</u>	<u>Construction Fund(\$)</u>
02/03	12,500,000	0	0	0	35,124
03/04	12,265,000	0	1	0	43,174
04/05	12,025,000	0	1	0	43,693
05/06	11,775,000	0	1	0	45,120
06/07	11,520,000	0	1	0	42

#### B. TAX COLLECTION

<u>Taxes Due(\$)</u>	<u>Taxes Unpaid(\$)</u>	<u>Percent</u>	<u>Teeter Plan</u>
1,917,306	19,893	1	No
1,917,306	33,958	2	No
1,917,109	42,057	2	No
1,917,109	54,050	3	No
1,917,109	29,353	2	No

#### C. DELINQUENT PARCELS

<u>Year</u>	<u>Reporting Date</u>	<u># of Parcels</u>	<u>Total Amount Due(\$)</u>
02/03	07-08-03	19	19,893
03/04	05-19-04	48	33,958
04/05	05-17-05	68	42,057
05/06	05-04-06	76	54,050
06/07	06-30-07	39	29,353

#### D. FORECLOSURE

<u># of Parcels</u>	<u>Total Amount of Taxes Due (\$)</u>
0	0
0	0
0	0
0	0
0	0

#### E. ASSESSED VALUE OF PARCELS

<u>Reporting Date</u>	<u>Appraisal/ Tax Roll</u>	<u>Assessed Value(\$)</u>
01-01-03	Tax Roll	610,212,518
01-01-04	Tax Roll	666,377,340
01-01-05	Tax Roll	734,401,919
01-01-06	Tax Roll	791,882,124
01-01-07	Tax Roll	831,679,801

#### F. MISCELLANEOUS

Reserve Fund Minimum is backed by a Bond Insurance Policy.



## 2007 MELLO-ROOS YEARLY FISCAL STATUS REPORT

<u>Date</u>	<u>Amount(\$)</u>	<u>Issuing Entity, County, Type of Debt, Purpose</u>	<u>Rating(s) Enhancmt</u>	<u>Type of Sale</u>	<u>Role, Participant</u>	<u>Maturity Date/ Type</u>	<u>Interest Rate/ Type</u>
08-07-03	\$14,710,000	San Marcos Unified School District CFD No 5 San Diego CDIAC Number: 2003-1275 Limited tax obligation bond K-12 school facility Refunding	S:AAA     Ins	Comp	(BC) Bowie Arneson Wiles (FA) Municipal Finance Corp (EN) MBIA Corp (TR) BNY Western Trust (UW) Morgan Stanley	09-01-29 Comb	4.818 NIC

### YEARLY FISCAL STATUS REPORT INFORMATION

#### A. FUND BALANCES

<u>Year</u>	<u>Principal Amt Outstanding(\$)</u>	<u>Minimum Bond Reserve(\$)</u>	<u>Bond Reserve Fund(\$)</u>	<u>Capitalized Interest(\$)</u>	<u>Construction Fund(\$)</u>
03/04	14,710,000	0	1	0	3,247,724
04/05	14,370,000	0	1	0	3,266,495
05/06	14,020,000	0	1	0	3,371,029
06/07	13,660,000	0	1	0	1,186,404

#### B. TAX COLLECTION

<u>Taxes Due(\$)</u>	<u>Taxes Unpaid(\$)</u>	<u>Percent</u>	<u>Teeter Plan</u>
1,917,306	33,958	2	No
1,917,109	42,057	2	No
1,917,109	54,050	3	No
1,917,109	29,353	2	No

#### C. DELINQUENT PARCELS

<u>Year</u>	<u>Reporting Date</u>	<u># of Parcels</u>	<u>Total Amount Due(\$)</u>
03/04	05-19-04	48	33,958
04/05	05-17-05	68	42,057
05/06	05-04-06	76	54,050
06/07	06-30-07	39	29,353

#### D. FORECLOSURE

<u># of Parcels</u>	<u>Total Amount of Taxes Due (\$)</u>
0	0
0	0
0	0
0	0

#### E. ASSESSED VALUE OF PARCELS

<u>Reporting Date</u>	<u>Appraisal/ Tax Roll</u>	<u>Assessed Value(\$)</u>
01-01-04	Tax Roll	666,377,340
01-01-05	Tax Roll	734,401,919
01-01-06	Tax Roll	791,882,124
01-01-07	Tax Roll	831,679,801

#### F. MISCELLANEOUS

Reserve fund insured by reserve policy.



## 2007 MELLO-ROOS YEARLY FISCAL STATUS REPORT

<u>Date</u>	<u>Amount(\$)</u>	<u>Issuing Entity, County, Type of Debt, Purpose</u>	<u>Rating(s) Enhancmt</u>	<u>Type of Sale</u>	<u>Role, Participant</u>	<u>Maturity Date/ Type</u>	<u>Interest Rate/ Type</u>
05-16-01	\$4,050,000	Solana Beach School District CFD No 2000-1 San Diego CDIAC Number: 2001-0369 Limited tax obligation bond K-12 school facility	NR	Neg	(BC) Rutan & Tucker (TR) BNY Western Trust (UW) Stone & Youngberg	09-01-32 Comb	6.261 NIC

### YEARLY FISCAL STATUS REPORT INFORMATION

#### A. FUND BALANCES

<u>Year</u>	<u>Principal Amt Outstanding(\$)</u>	<u>Minimum Bond Reserve(\$)</u>	<u>Bond Reserve Fund(\$)</u>	<u>Capitalized Interest(\$)</u>	<u>Construction Fund(\$)</u>
01/02	4,050,000	299,980	300,298	125,517	3,171,509
02/03	4,050,000	299,980	300,298	0	3,196,718
03/04	3,995,000	299,980	299,980	0	204,278
04/05	3,935,000	299,980	299,980	0	1,771,546
05/06	3,875,000	299,980	299,980	0	1,828,597
06/07	3,810,000	299,980	299,980	0	0

#### B. TAX COLLECTION

<u>Year</u>	<u>Taxes Due(\$)</u>	<u>Taxes Unpaid(\$)</u>	<u>Percent</u>	<u>Teeter Plan</u>
01/02	0	0	0	No
02/03	311,921	20,104	6	No
03/04	324,216	4,460	1	No
04/05	321,516	4,229	1	No
05/06	314,013	7,210	2	No
06/07	330,641	26,396	8	No

#### C. DELINQUENT PARCELS

<u>Year</u>	<u>Reporting Date</u>	<u># of Parcels</u>	<u>Total Amount Due(\$)</u>
01/02	06-30-02	0	0
02/03	09-02-03	23	20,104
03/04	09-14-04	3	4,460
04/05	06-30-05	13	4,229
05/06	06-30-06	11	7,210
06/07	05-18-07	37	26,396

#### D. FORECLOSURE

<u># of Parcels</u>	<u>Total Amount of Taxes Due (\$)</u>
0	0
0	0
0	0
0	0
0	0
0	0

#### E. ASSESSED VALUE OF PARCELS

<u>Reporting Date</u>	<u>Appraisal/ Tax Roll</u>	<u>Assessed Value(\$)</u>
06-30-02	Tax Roll	69,088,269
06-30-03	Tax Roll	104,323,600
06-30-04	Tax Roll	146,805,342
07-01-05	Tax Roll	218,216,359
07-01-06	Tax Roll	359,142,315
07-01-07	Tax Roll	433,856,555

#### F. MISCELLANEOUS





## 2007 MELLO-ROOS YEARLY FISCAL STATUS REPORT

<u>Date</u>	<u>Amount(\$)</u>	<u>Issuing Entity, County, Type of Debt, Purpose</u>	<u>Rating(s) Enhancmt</u>	<u>Type of Sale</u>	<u>Role, Participant</u>	<u>Maturity Date/ Type</u>	<u>Interest Rate/ Type</u>
11-04-98	\$26,090,000	South Poway CFD No 1 San Diego CDIAC Number: 1998-2062 Limited tax obligation bond Street construction and improvements Pomerado Bus Prk Refunding	S:AAA M:Aaa    Ins	Neg	(BC) Stradling Yocca (FA) Public Financial (EN) MBIA Corp (TR) Dai-Ichi Kangyo (UW) Stone & Youngberg	02-02-11 Comb	4.424 NIC

### YEARLY FISCAL STATUS REPORT INFORMATION

#### A. FUND BALANCES

<u>Year</u>	<u>Principal Amt Outstanding(\$)</u>	<u>Minimum Bond Reserve(\$)</u>	<u>Bond Reserve Fund(\$)</u>	<u>Capitalized Interest(\$)</u>	<u>Construction Fund(\$)</u>
01/02	19,485,000	2,345,000	2,609,004	0	0
02/03	17,665,000	2,609,000	2,609,000	0	0
03/04	10,815,000	1,477,324	1,550,500	0	0
04/05	9,505,000	1,477,324	1,560,592	0	0
05/06	8,145,000	1,477,324	1,541,990	0	0
06/07	6,730,000	1,477,324	1,593,386	0	0

#### B. TAX COLLECTION

<u>Year</u>	<u>Taxes Due(\$)</u>	<u>Taxes Unpaid(\$)</u>	<u>Percent</u>	<u>Teeter Plan</u>
01/02	2,531,978	0	0	No
02/03	2,598,447	2,518	0	No
03/04	2,604,933	1,338	0	No
04/05	2,375,063	0	0	No
05/06	2,362,082	5,676	0	No
06/07	2,396,810	0	0	No

#### C. DELINQUENT PARCELS

<u>Year</u>	<u>Reporting Date</u>	<u># of Parcels</u>	<u>Total Amount Due(\$)</u>
01/02	07-24-02	0	0
02/03	07-21-03	1	2,518
03/04	07-21-04	1	1,338
04/05	07-14-05	0	0
05/06	08-28-06	1	5,676
06/07	07-17-07	0	0

#### D. FORECLOSURE

<u># of Parcels</u>	<u>Total Amount of Taxes Due (\$)</u>
0	0
0	0
0	0
0	0
0	0
0	0

#### E. ASSESSED VALUE OF PARCELS

<u>Reporting Date</u>	<u>Appraisal/ Tax Roll</u>	<u>Assessed Value(\$)</u>
01-01-01	Tax Roll	213,451,688
01-01-02	Tax Roll	236,849,086
01-01-03	Tax Roll	243,553,109
01-01-04	Tax Roll	249,067,757
01-01-05	Tax Roll	365,059,873
01-01-06	Tax Roll	342,845,421

#### F. MISCELLANEOUS

Minimum balance required and Bond reserve fund for 1998 & 2004 issues are combined.  
The 1998 & 2004 issues are secured by the same properties and paid from one assessment.



## 2007 MELLO-ROOS YEARLY FISCAL STATUS REPORT

<u>Date</u>	<u>Amount(\$)</u>	<u>Issuing Entity, County, Type of Debt, Purpose</u>	<u>Rating(s) Enhancmt</u>	<u>Type of Sale</u>	<u>Role, Participant</u>	<u>Maturity Date/ Type</u>	<u>Interest Rate/ Type</u>
04-01-04	\$3,775,000	South Poway CFD No 1 San Diego CDIAC Number: 2004-0237 Limited tax obligation bond Street construction and improvements Pomerado Business Park Refunding	S:AAA  F:AAA  Ins	Neg	(BC) Stradling Yocca (FA) Public Financial (EN) MBIA Corp (TR) BNY Western Trust (UW) Stone & Youngberg	08-02-10 Serial	2.156 NIC

### YEARLY FISCAL STATUS REPORT INFORMATION

#### A. FUND BALANCES

<u>Year</u>	<u>Principal Amt Outstanding(\$)</u>	<u>Minimum Bond Reserve(\$)</u>	<u>Bond Reserve Fund(\$)</u>	<u>Capitalized Interest(\$)</u>	<u>Construction Fund(\$)</u>
03/04	3,775,000	1,477,324	1,550,500	0	0
04/05	3,475,000	1,477,324	1,560,592	0	0
05/06	2,845,000	1,477,324	1,541,990	0	0
06/07	2,200,000	1,477,324	1,593,386	0	0

#### B. TAX COLLECTION

<u>Taxes Due(\$)</u>	<u>Taxes Unpaid(\$)</u>	<u>Percent</u>	<u>Teeter Plan</u>
2,604,933	1,338	0	No
2,375,063	0	0	No
2,362,082	5,676	0	No
2,396,810	0	0	No

#### C. DELINQUENT PARCELS

<u>Year</u>	<u>Reporting Date</u>	<u># of Parcels</u>	<u>Total Amount Due(\$)</u>
03/04	07-21-04	1	1,338
04/05	07-14-05	0	0
05/06	08-28-06	1	5,676
06/07	07-17-07	0	0

#### D. FORECLOSURE

<u># of Parcels</u>	<u>Total Amount of Taxes Due (\$)</u>
0	0
0	0
0	0
0	0

#### E. ASSESSED VALUE OF PARCELS

<u>Reporting Date</u>	<u>Appraisal/ Tax Roll</u>	<u>Assessed Value(\$)</u>
01-01-03	Tax Roll	243,553,109
01-01-04	Tax Roll	249,067,757
01-01-05	Tax Roll	365,059,873
01-01-06	Tax Roll	342,845,421

#### F. MISCELLANEOUS



## 2007 MELLO-ROOS YEARLY FISCAL STATUS REPORT

<u>Date</u>	<u>Amount(\$)</u>	<u>Issuing Entity, County, Type of Debt, Purpose</u>	<u>Rating(s) Enhancmt</u>	<u>Type of Sale</u>	<u>Role, Participant</u>	<u>Maturity Date/ Type</u>	<u>Interest Rate/ Type</u>
11-20-03	\$10,440,000	Valley Center-Pauma Unified School District CFD No 2003-1 San Diego CDIAC Number: 2003-1781 Limited tax obligation bond K-12 school facility Woods Vly Ranch/School Facs & Cap Imp	NR	Neg	(BC) Best Best & Krieger (TR) Zions First Natl Bk (UW) Stone & Youngberg	09-01-33 Comb	5.834 NIC

### YEARLY FISCAL STATUS REPORT INFORMATION

#### A. FUND BALANCES

<u>Year</u>	<u>Principal Amt Outstanding(\$)</u>	<u>Minimum Bond Reserve(\$)</u>	<u>Bond Reserve Fund(\$)</u>	<u>Capitalized Interest(\$)</u>	<u>Construction Fund(\$)</u>
03/04	10,440,000	747,519	749,757	282,734	8,775,978
04/05	10,440,000	747,519	751,775	0	6,473,883
05/06	10,260,000	747,519	768,411	0	974,242
06/07	10,075,000	747,519	756,666	0	474,977

#### B. TAX COLLECTION

<u>Year</u>	<u>Taxes Due(\$)</u>	<u>Taxes Unpaid(\$)</u>	<u>Percent</u>	<u>Teeter Plan</u>
03/04	0	0	0	No
04/05	782,318	6,108	1	No
05/06	799,995	29,247	4	No
06/07	785,465	61,918	8	No

#### C. DELINQUENT PARCELS

<u>Year</u>	<u>Reporting Date</u>	<u># of Parcels</u>	<u>Total Amount Due(\$)</u>
03/04	06-30-04	0	0
04/05	06-30-05	4	8,373
05/06	06-30-06	14	29,247
06/07	06-30-07	25	70,981

#### D. FORECLOSURE

<u># of Parcels</u>	<u>Total Amount of Taxes Due (\$)</u>
0	0
0	0
0	0
0	0

#### E. ASSESSED VALUE OF PARCELS

<u>Reporting Date</u>	<u>Appraisal/ Tax Roll</u>	<u>Assessed Value(\$)</u>
06-30-04	Tax Roll	68,551,436
07-01-05	Tax Roll	118,351,902
07-01-06	Tax Roll	171,194,770
07-01-07	Tax Roll	191,904,389

#### F. MISCELLANEOUS



## 2007 MELLO-ROOS YEARLY FISCAL STATUS REPORT

<u>Date</u>	<u>Amount(\$)</u>	<u>Issuing Entity, County, Type of Debt, Purpose</u>	<u>Rating(s) Enhancmt</u>	<u>Type of Sale</u>	<u>Role, Participant</u>	<u>Maturity Date/ Type</u>	<u>Interest Rate/ Type</u>
10-14-93	\$12,555,000	Vista CFD No 92-1 San Diego CDIAC Number: 1993-1595 Limited tax obligation bond Multiple capital improvements, public works No County Sq	S:BBB(p)	Neg	(BC) Higgs Fletcher (FA) Spelman & Co (UW) Vista JPFA	Comb	6.133 NIC

### YEARLY FISCAL STATUS REPORT INFORMATION

#### A. FUND BALANCES

<u>Year</u>	<u>Principal Amt Outstanding(\$)</u>	<u>Minimum Bond Reserve(\$)</u>	<u>Bond Reserve Fund(\$)</u>	<u>Capitalized Interest(\$)</u>	<u>Construction Fund(\$)</u>
01/02	11,815,000	1,255,500	1,256,628	0	0
02/03	11,815,000	1,255,500	1,259,328	0	0
03/04	11,615,000	1,255,500	1,256,747	0	0
04/05	11,105,000	1,255,500	1,264,589	0	0
05/06	10,845,000	0	0	0	0
06/07	10,555,000	0	0	0	0

#### B. TAX COLLECTION

<u>Taxes Due(\$)</u>	<u>Taxes Unpaid(\$)</u>	<u>Percent</u>	<u>Teeter Plan</u>
716,236	27,132	4	No
704,305	19,786	3	No
897,533	0	0	No
971,469	99,924	10	No
987,932	987,932	100	No
941,637	0	0	No

#### C. DELINQUENT PARCELS

<u>Year</u>	<u>Reporting Date</u>	<u># of Parcels</u>	<u>Total Amount Due(\$)</u>
01/02	05-07-02	2	27,132
02/03	07-29-03	1	39,907
03/04	05-03-04	0	0
04/05	07-01-05	1	99,924
05/06	06-30-06	0	0
06/07	07-01-06	0	0

#### D. FORECLOSURE

<u># of Parcels</u>	<u>Total Amount of Taxes Due (\$)</u>
0	0
0	0
0	0
0	0
0	0
0	0

#### E. ASSESSED VALUE OF PARCELS

<u>Reporting Date</u>	<u>Appraisal/ Tax Roll</u>	<u>Assessed Value(\$)</u>
07-11-02	Tax Roll	70,273,693
07-01-03	Tax Roll	74,860,169
07-01-04	Tax Roll	78,355,525
07-01-05	Tax Roll	86,185,786
01-01-05	Tax Roll	87,278,687
01-01-06	Tax Roll	90,315,693

#### F. MISCELLANEOUS



## 2007 MELLO-ROOS YEARLY FISCAL STATUS REPORT

<u>Date</u>	<u>Amount(\$)</u>	<u>Issuing Entity, County, Type of Debt, Purpose</u>	<u>Rating(s) Enhancmt</u>	<u>Type of Sale</u>	<u>Role, Participant</u>	<u>Maturity Date/ Type</u>	<u>Interest Rate/ Type</u>
05-24-06	\$5,825,000	ABAG Finance Authority for Nonprofit Corporations CFD No 2006-1 San Francisco CDIAC Number: 2006-0341 Limited tax obligation bond Multiple capital improvements, public works San Francisco Rincon Hill	NR	Neg	(BC) Quint & Thimmig (TR) Union Bank of CA (UW) Stone & Youngberg	09-01-36 Comb	5.318 TIC

### YEARLY FISCAL STATUS REPORT INFORMATION

#### A. FUND BALANCES

<u>Year</u>	<u>Principal Amt Outstanding(\$)</u>	<u>Minimum Bond Reserve(\$)</u>	<u>Bond Reserve Fund(\$)</u>	<u>Capitalized Interest(\$)</u>	<u>Construction Fund(\$)</u>
05/06	5,825,000	521,978	521,978	603,460	4,332,724
06/07	5,825,000	521,978	541,013	403,255	2,732,405

#### B. TAX COLLECTION

<u>Taxes Due(\$)</u>	<u>Taxes Unpaid(\$)</u>	<u>Percent</u>	<u>Teeter Plan</u>
0	0	0	Yes
0	0	0	No

#### C. DELINQUENT PARCELS

<u>Year</u>	<u>Reporting Date</u>	<u># of Parcels</u>	<u>Total Amount Due(\$)</u>
05/06	06-09-06	0	0
06/07	06-30-07	0	0

#### D. FORECLOSURE

<u># of Parcels</u>	<u>Total Amount of Taxes Due (\$)</u>
0	0
0	0

#### E. ASSESSED VALUE OF PARCELS

<u>Reporting Date</u>	<u>Appraisal/ Tax Roll</u>	<u>Assessed Value(\$)</u>
04-08-06	Appraisal	24,200,000
07-01-07	Tax Roll	25,022,116

#### F. MISCELLANEOUS



## 2007 MELLO-ROOS YEARLY FISCAL STATUS REPORT

<u>Date</u>	<u>Amount(\$)</u>	<u>Issuing Entity, County, Type of Debt, Purpose</u>	<u>Rating(s) Enhancmt</u>	<u>Type of Sale</u>	<u>Role, Participant</u>	<u>Maturity Date/ Type</u>	<u>Interest Rate/ Type</u>
07-20-99	\$3,635,000	San Francisco City & County Redevelopment Agency CFD No 1 San Francisco CDIAC Number: 1999-1558 Limited tax obligation bond Multiple capital improvements, public works S Beach Refunding	NR	Neg	(BC) Jones Hall (FA) Kitahata & Co (TR) US Bank Corp Trust (UW) Stone & Youngberg	08-01-13 Serial	5.403 NIC

### YEARLY FISCAL STATUS REPORT INFORMATION

#### A. FUND BALANCES

<u>Year</u>	<u>Principal Amt Outstanding(\$)</u>	<u>Minimum Bond Reserve(\$)</u>	<u>Bond Reserve Fund(\$)</u>	<u>Capitalized Interest(\$)</u>	<u>Construction Fund(\$)</u>
01/02	3,250,000	218,000	219,704	0	0
02/03	3,045,000	218,100	218,752	0	0
03/04	2,830,000	218,000	218,667	0	0
04/05	2,605,000	218,000	219,696	0	0
05/06	2,370,000	218,000	220,575	0	0
06/07	2,125,000	218,000	223,275	0	0

#### B. TAX COLLECTION

<u>Taxes Due(\$)</u>	<u>Taxes Unpaid(\$)</u>	<u>Percent</u>	<u>Teeter Plan</u>
468,103	4,091	1	No
473,840	1,505	0	No
503,589	0	0	No
493,413	0	0	No
481,573	912	0	No
476,392	1,548	0	No

#### C. DELINQUENT PARCELS

<u>Year</u>	<u>Reporting Date</u>	<u># of Parcels</u>	<u>Total Amount Due(\$)</u>
01/02	05-24-02	17	0
02/03	06-11-03	7	1,505
03/04	06-30-04	0	0
04/05	06-30-05	0	0
05/06	06-30-06	0	0
06/07	08-06-07	0	0

#### D. FORECLOSURE

<u># of Parcels</u>	<u>Total Amount of Taxes Due (\$)</u>
0	0
0	0
0	0
0	0
0	0
0	0

#### E. ASSESSED VALUE OF PARCELS

<u>Reporting Date</u>	<u>Appraisal/ Tax Roll</u>	<u>Assessed Value(\$)</u>
08-19-02	Tax Roll	367,692,604
06-30-03	Tax Roll	409,836,675
07-28-04	Tax Roll	442,846,115
07-12-05	Tax Roll	539,967,479
09-28-06	Tax Roll	668,641,173
07-12-07	Tax Roll	692,889,411

#### F. MISCELLANEOUS



## 2007 MELLO-ROOS YEARLY FISCAL STATUS REPORT

<u>Date</u>	<u>Amount(\$)</u>	<u>Issuing Entity, County, Type of Debt, Purpose</u>	<u>Rating(s) Enhancmt</u>	<u>Type of Sale</u>	<u>Role, Participant</u>	<u>Maturity Date/ Type</u>	<u>Interest Rate/ Type</u>
06-20-01	\$16,560,000	San Francisco City & County Redevelopment Agency CFD No 4 San Francisco CDIAC Number: 2001-1192 Limited tax obligation bond Multiple capital improvements, public works Mission Bay North	S:AA-/A1+	Neg	(BC) Quint & Thimmig (FA) CSG Advisors (EN) Bank of America (TR) Wells Fargo Bank (UW) Stone & Youngberg	08-01-31 Term	VAR

### YEARLY FISCAL STATUS REPORT INFORMATION

#### A. FUND BALANCES

<u>Year</u>	<u>Principal Amt Outstanding(\$)</u>	<u>Minimum Bond Reserve(\$)</u>	<u>Bond Reserve Fund(\$)</u>	<u>Capitalized Interest(\$)</u>	<u>Construction Fund(\$)</u>
01/02	16,560,000	0	0	852,089	11,831,185
02/03	16,560,000	0	0	655,032	6,294,893
03/04	16,560,000	0	0	498,277	610
04/05	16,560,000	0	0	215,628	619
05/06	16,560,000	0	0	0	642
06/07	16,560,000	0	0	0	673

#### B. TAX COLLECTION

<u>Taxes Due(\$)</u>	<u>Taxes Unpaid(\$)</u>	<u>Percent</u>	<u>Teeter Plan</u>
0	0	0	No
0	0	0	Yes
0	0	0	No
0	0	0	No
0	0	0	No
0	0	0	No

#### C. DELINQUENT PARCELS

<u>Year</u>	<u>Reporting Date</u>	<u># of Parcels</u>	<u>Total Amount Due(\$)</u>
01/02	06-30-02	0	0
02/03	06-30-03	0	0
03/04	06-30-04	0	0
04/05	06-30-05	0	0
05/06	06-30-06	0	0
06/07	06-30-07	0	0

#### D. FORECLOSURE

<u># of Parcels</u>	<u>Total Amount of Taxes Due (\$)</u>
0	0
0	0
0	0
0	0
0	0
0	0

#### E. ASSESSED VALUE OF PARCELS

<u>Reporting Date</u>	<u>Appraisal/ Tax Roll</u>	<u>Assessed Value(\$)</u>
08-08-02	Tax Roll	18,098,074
09-03-03	Tax Roll	54,228,112
07-28-04	Tax Roll	458,771,603
07-12-05	Tax Roll	519,144,104
09-28-06	Tax Roll	730,492,871
08-10-07	Tax Roll	1,016,359,046

#### F. MISCELLANEOUS



## 2007 MELLO-ROOS YEARLY FISCAL STATUS REPORT

<u>Date</u>	<u>Amount(\$)</u>	<u>Issuing Entity, County, Type of Debt, Purpose</u>	<u>Rating(s) Enhancmt</u>	<u>Type of Sale</u>	<u>Role, Participant</u>	<u>Maturity Date/ Type</u>	<u>Interest Rate/ Type</u>
10-22-02	\$23,440,000	San Francisco City & County Redevelopment Agency CFD No 4 San Francisco CDIAC Number: 2002-1500 Limited tax obligation bond Multiple capital improvements, public works Mission Bay North	M:Aa1/VMIG1    LOC	Neg	(BC) Quint & Thimmig (EN) Bank of America (TR) Wells Fargo Bank (UW) Salomon Smith Barney	08-01-32 Term	VAR

### YEARLY FISCAL STATUS REPORT INFORMATION

#### A. FUND BALANCES

<u>Year</u>	<u>Principal Amt Outstanding(\$)</u>	<u>Minimum Bond Reserve(\$)</u>	<u>Bond Reserve Fund(\$)</u>	<u>Capitalized Interest(\$)</u>	<u>Construction Fund(\$)</u>
02/03	23,440,000	0	0	1,476,556	20,260,273
03/04	23,440,000	0	0	1,262,613	18,525,088
04/05	23,440,000	0	0	877,218	14,303,403
05/06	23,440,000	0	0	236,489	6,308,391
06/07	23,440,000	0	0	0	6,564,500

#### B. TAX COLLECTION

<u>Taxes Due(\$)</u>	<u>Taxes Unpaid(\$)</u>	<u>Percent</u>	<u>Teeter Plan</u>
0	0	0	No
0	0	0	No
0	0	0	No
0	0	0	No
0	0	0	No

#### C. DELINQUENT PARCELS

<u>Year</u>	<u>Reporting Date</u>	<u># of Parcels</u>	<u>Total Amount Due(\$)</u>
02/03	06-30-03	0	0
03/04	06-30-04	0	0
04/05	06-30-05	0	0
05/06	06-30-05	0	0
06/07	06-30-07	0	0

#### D. FORECLOSURE

<u># of Parcels</u>	<u>Total Amount of Taxes Due (\$)</u>
0	0
0	0
0	0
0	0
0	0

#### E. ASSESSED VALUE OF PARCELS

<u>Reporting Date</u>	<u>Appraisal/ Tax Roll</u>	<u>Assessed Value(\$)</u>
	Tax Roll	54,228,112
07-28-04	Tax Roll	458,771,603
07-12-05	Tax Roll	519,144,104
09-28-06	Tax Roll	730,492,871
08-10-07	Tax Roll	1,016,359,046

#### F. MISCELLANEOUS





## 2007 MELLO-ROOS YEARLY FISCAL STATUS REPORT

<u>Date</u>	<u>Amount(\$)</u>	<u>Issuing Entity, County, Type of Debt, Purpose</u>	<u>Rating(s) Enhancmt</u>	<u>Type of Sale</u>	<u>Role, Participant</u>	<u>Maturity Date/ Type</u>	<u>Interest Rate/ Type</u>
06-20-01	\$54,000,000	San Francisco City & County Redevelopment Agency CFD No 6 San Francisco CDIAC Number: 2001-1193 Limited tax obligation bond Multiple capital improvements, public works Mission Bay South	NR	Neg	(BC) Quint & Thimmig (FA) CSG Advisors (TR) Wells Fargo Bank (UW) Stone & Youngberg	08-01-31 Comb	6.14 TIC

### YEARLY FISCAL STATUS REPORT INFORMATION

#### A. FUND BALANCES

<u>Year</u>	<u>Principal Amt Outstanding(\$)</u>	<u>Minimum Bond Reserve(\$)</u>	<u>Bond Reserve Fund(\$)</u>	<u>Capitalized Interest(\$)</u>	<u>Construction Fund(\$)</u>
01/02	54,000,000	5,328,555	5,503,694	4,765,658	30,353,658
02/03	54,000,000	5,328,555	5,328,572	1,704,723	1,669,275
03/04	54,000,000	5,328,555	5,328,558	69	378,128
04/05	53,935,000	5,328,555	5,328,558	0	0
05/06	53,805,000	5,328,555	5,328,558	0	0
06/07	53,600,000	5,328,558	5,328,558	0	0

#### B. TAX COLLECTION

<u>Taxes Due(\$)</u>	<u>Taxes Unpaid(\$)</u>	<u>Percent</u>	<u>Teeter Plan</u>
0	0	0	No
0	0	0	No
1,113,057	0	0	No
4,245,942	0	0	No
6,138,287	0	0	No
6,235,627	0	0	No

#### C. DELINQUENT PARCELS

<u>Year</u>	<u>Reporting Date</u>	<u># of Parcels</u>	<u>Total Amount Due(\$)</u>
01/02	06-30-02	0	0
02/03	06-30-03	0	0
03/04	06-30-04	0	0
04/05	06-30-05	0	0
05/06	06-30-06	0	0
06/07	06-30-07	0	0

#### D. FORECLOSURE

<u># of Parcels</u>	<u>Total Amount of Taxes Due (\$)</u>
0	0
0	0
0	0
0	0
0	0
0	0

#### E. ASSESSED VALUE OF PARCELS

<u>Reporting Date</u>	<u>Appraisal/ Tax Roll</u>	<u>Assessed Value(\$)</u>
08-18-02	Tax Roll	59,906,456
09-03-03	Tax Roll	114,295,038
07-28-04	Tax Roll	154,996,912
07-12-05	Tax Roll	157,969,082
09-28-06	Tax Roll	180,997,723
08-10-07	Tax Roll	483,069,396

#### F. MISCELLANEOUS



## 2007 MELLO-ROOS YEARLY FISCAL STATUS REPORT

<u>Date</u>	<u>Amount(\$)</u>	<u>Issuing Entity, County, Type of Debt, Purpose</u>	<u>Rating(s) Enhancmt</u>	<u>Type of Sale</u>	<u>Role, Participant</u>	<u>Maturity Date/ Type</u>	<u>Interest Rate/ Type</u>
10-23-02	\$39,330,000	San Francisco City & County Redevelopment Agency CFD No 6 San Francisco CDIAC Number: 2002-1499 Limited tax obligation bond Redevelopment, multiple purposes Mission Bay South	NR	Neg	(BC) Quint & Thimmig (TR) Wells Fargo Bank (UW) Stone & Youngberg	08-01-33 Comb	6.318 TIC

### YEARLY FISCAL STATUS REPORT INFORMATION

#### A. FUND BALANCES

<u>Year</u>	<u>Principal Amt Outstanding(\$)</u>	<u>Minimum Bond Reserve(\$)</u>	<u>Bond Reserve Fund(\$)</u>	<u>Capitalized Interest(\$)</u>	<u>Construction Fund(\$)</u>
02/03	39,330,000	3,933,000	3,953,822	4,366,128	26,607,233
03/04	39,330,000	3,933,000	3,952,547	1,922,908	19,452,847
04/05	39,330,000	3,933,000	3,952,547	0	9,679,108
05/06	39,330,000	3,933,000	3,970,396	0	0
06/07	39,330,000	3,933,000	3,945,579	0	0

#### B. TAX COLLECTION

<u>Taxes Due(\$)</u>	<u>Taxes Unpaid(\$)</u>	<u>Percent</u>	<u>Teeter Plan</u>
0	0	0	No
0	0	0	No
538,504	0	0	No
6,138,287	0	0	No
6,235,627	0	0	No

#### C. DELINQUENT PARCELS

<u>Year</u>	<u>Reporting Date</u>	<u># of Parcels</u>	<u>Total Amount Due(\$)</u>
02/03	06-30-03	0	0
03/04	06-30-04	0	0
04/05	06-30-05	0	0
05/06	06-30-06	0	0
06/07	06-30-07	0	0

#### D. FORECLOSURE

<u># of Parcels</u>	<u>Total Amount of Taxes Due (\$)</u>
0	0
0	0
0	0
0	0
0	0

#### E. ASSESSED VALUE OF PARCELS

<u>Reporting Date</u>	<u>Appraisal/ Tax Roll</u>	<u>Assessed Value(\$)</u>
09-03-03	Tax Roll	114,295,038
07-28-04	Tax Roll	154,996,912
07-12-05	Tax Roll	157,969,082
07-12-06	Tax Roll	180,997,723
08-10-07	Tax Roll	483,069,396

#### F. MISCELLANEOUS



## 2007 MELLO-ROOS YEARLY FISCAL STATUS REPORT

<u>Date</u>	<u>Amount(\$)</u>	<u>Issuing Entity, County, Type of Debt, Purpose</u>	<u>Rating(s) Enhancmt</u>	<u>Type of Sale</u>	<u>Role, Participant</u>	<u>Maturity Date/ Type</u>	<u>Interest Rate/ Type</u>
07-08-05	\$20,868,939	San Francisco City & County Redevelopment Agency CFD No 6 San Francisco CDIAC Number: 2005-0590 Limited tax obligation bond Multiple capital improvements, public works Mission Bay South Pub Imp Ser A & B	NR	Neg	(BC) Quint & Thimmig (TR) Wells Fargo Bank (UW) Stone & Youngberg	08-01-35 Comb	5.447 TIC

### YEARLY FISCAL STATUS REPORT INFORMATION

#### A. FUND BALANCES

<u>Year</u>	<u>Principal Amt Outstanding(\$)</u>	<u>Minimum Bond Reserve(\$)</u>	<u>Bond Reserve Fund(\$)</u>	<u>Capitalized Interest(\$)</u>	<u>Construction Fund(\$)</u>
05/06	20,868,939	1,963,386	2,026,116	0	8,902,194
06/07	20,868,939	1,963,386	2,010,771	0	6,889,071

#### B. TAX COLLECTION

<u>Year</u>	<u>Taxes Due(\$)</u>	<u>Taxes Unpaid(\$)</u>	<u>Percent</u>	<u>Teeter Plan</u>
05/06	6,138,287	0	0	No
06/07	6,235,627	0	0	No

#### C. DELINQUENT PARCELS

<u>Year</u>	<u>Reporting Date</u>	<u># of Parcels</u>	<u>Total Amount Due(\$)</u>
05/06	06-30-06	0	0
06/07	06-30-07	0	0

#### D. FORECLOSURE

<u># of Parcels</u>	<u>Total Amount of Taxes Due (\$)</u>
0	0
0	0

#### E. ASSESSED VALUE OF PARCELS

<u>Reporting Date</u>	<u>Appraisal/ Tax Roll</u>	<u>Assessed Value(\$)</u>
07-12-06	Tax Roll	180,997,723
08-10-07	Tax Roll	483,069,396

#### F. MISCELLANEOUS



## 2007 MELLO-ROOS YEARLY FISCAL STATUS REPORT

<u>Date</u>	<u>Amount(\$)</u>	<u>Issuing Entity, County, Type of Debt, Purpose</u>	<u>Rating(s) Enhancmt</u>	<u>Type of Sale</u>	<u>Role, Participant</u>	<u>Maturity Date/ Type</u>	<u>Interest Rate/ Type</u>
04-19-05	\$34,500,000	San Francisco City & County Redevelopment Agency CFD No 7 San Francisco CDIAC Number: 2004-1922 Limited tax obligation bond Flood control, storm drainage Hunters Point Shipyard Phase One	S:A+/A-1     LOC	Neg	(BC) Jones Hall (FA) Public Financial (EN) KBC Bank NV (TR) The Bank of NY Trust Co (UW) Stone & Youngberg	08-01-36 Term	VAR

### YEARLY FISCAL STATUS REPORT INFORMATION

#### A. FUND BALANCES

<u>Year</u>	<u>Principal Amt Outstanding(\$)</u>	<u>Minimum Bond Reserve(\$)</u>	<u>Bond Reserve Fund(\$)</u>	<u>Capitalized Interest(\$)</u>	<u>Construction Fund(\$)</u>
05/06	34,500,000	0	0	0	21,359,749
06/07	34,500,000	0	0	0	22,322,593

#### B. TAX COLLECTION

<u>Taxes Due(\$)</u>	<u>Taxes Unpaid(\$)</u>	<u>Percent</u>	<u>Teeter Plan</u>
0	0	0	No
544,981	0	0	No

#### C. DELINQUENT PARCELS

<u>Year</u>	<u>Reporting Date</u>	<u># of Parcels</u>	<u>Total Amount Due(\$)</u>
05/06	06-30-06	0	0
06/07	06-30-07	0	0

#### D. FORECLOSURE

<u># of Parcels</u>	<u>Total Amount of Taxes Due (\$)</u>
0	0
0	0

#### E. ASSESSED VALUE OF PARCELS

<u>Reporting Date</u>	<u>Appraisal/ Tax Roll</u>	<u>Assessed Value(\$)</u>
09-28-06	Tax Roll	6,208,852
08-10-07	Tax Roll	550,371

#### F. MISCELLANEOUS



## 2007 MELLO-ROOS YEARLY FISCAL STATUS REPORT

<u>Date</u>	<u>Amount(\$)</u>	<u>Issuing Entity, County, Type of Debt, Purpose</u>	<u>Rating(s) Enhancmt</u>	<u>Type of Sale</u>	<u>Role, Participant</u>	<u>Maturity Date/ Type</u>	<u>Interest Rate/ Type</u>
02-15-01	\$8,245,000	Delta Farms Reclamation District No 2042 CFD No 2001-1 San Joaquin CDIAC Number: 2001-0075 Limited tax obligation bond Multiple capital improvements, public works Bishop Tract Refunding	NR	Neg	(BC) Timothy J Hachman (TR) US Bank Corp Trust (UW) Sutro & Co	09-01-30 Comb	6.281 NIC

### YEARLY FISCAL STATUS REPORT INFORMATION

#### A. FUND BALANCES

<u>Year</u>	<u>Principal Amt Outstanding(\$)</u>	<u>Minimum Bond Reserve(\$)</u>	<u>Bond Reserve Fund(\$)</u>	<u>Capitalized Interest(\$)</u>	<u>Construction Fund(\$)</u>	<u>Taxes Due(\$)</u>	<u>Taxes Unpaid(\$)</u>	<u>Percent</u>	<u>Teeter Plan</u>
01/02	8,020,000	604,261	607,165	0	0	605,028	0	0	Yes
02/03	8,020,000	604,059	605,206	0	0	583,049	0	0	Yes
03/04	7,755,000	604,059	604,943	0	0	597,419	17,432	3	Yes
04/05	7,615,000	604,059	606,974	0	0	599,314	28,455	5	Yes
05/06	7,615,000	604,059	612,237	0	0	604,336	3,202	1	No
06/07	7,470,000	604,059	613,431	0	0	615,515	5,914	1	Yes

#### B. TAX COLLECTION

#### C. DELINQUENT PARCELS

<u>Year</u>	<u>Reporting Date</u>	<u># of Parcels</u>	<u>Total Amount Due(\$)</u>	<u># of Parcels</u>	<u>Total Amount of Taxes Due (\$)</u>	<u>Reporting Date</u>	<u>Appraisal/ Tax Roll</u>	<u>Assessed Value(\$)</u>
01/02	06-30-02	0	0	0	0	06-27-02	Tax Roll	31,557,639
02/03	09-24-03	0	0	0	0	07-01-03	Tax Roll	32,760,436
03/04	04-30-04	10	17,432	0	0	07-01-04	Tax Roll	107,657,032
04/05	04-21-05	16	28,455	0	0	07-01-05	Tax Roll	199,599,517
05/06	09-20-06	5	3,202	0	0	07-13-06	Tax Roll	258,990,013
06/07	09-12-07	13	5,914	0	0	07-01-07	Tax Roll	358,206,643

#### D. FORECLOSURE

#### E. ASSESSED VALUE OF PARCELS

#### F. MISCELLANEOUS



## 2007 MELLO-ROOS YEARLY FISCAL STATUS REPORT

<u>Date</u>	<u>Amount(\$)</u>	<u>Issuing Entity, County, Type of Debt, Purpose</u>	<u>Rating(s) Enhancmt</u>	<u>Type of Sale</u>	<u>Role, Participant</u>	<u>Maturity Date/ Type</u>	<u>Interest Rate/ Type</u>
09-12-02	\$25,000,000	Lammersville School District CFD No 2002 San Joaquin CDIAC Number: 2002-1425 Limited tax obligation bond K-12 school facility Mountain House	NR	Neg	(BC) Jones Hall (TR) BNY Western Trust (UW) Stone & Youngberg	09-01-32 Comb	6.365 NIC

### YEARLY FISCAL STATUS REPORT INFORMATION

#### A. FUND BALANCES

<u>Year</u>	<u>Principal Amt Outstanding(\$)</u>	<u>Minimum Bond Reserve(\$)</u>	<u>Bond Reserve Fund(\$)</u>	<u>Capitalized Interest(\$)</u>	<u>Construction Fund(\$)</u>
02/03	25,000,000	2,500,000	2,500,000	2,340,805	11,533,139
03/04	25,000,000	2,500,000	2,500,000	782,287	2,818,322
04/05	25,000,000	2,500,000	2,500,000	0	11,970
05/06	24,990,000	2,500,000	2,500,000	0	117,650
06/07	24,950,000	2,500,000	2,500,000	0	146,599

#### B. TAX COLLECTION

<u>Taxes Due(\$)</u>	<u>Taxes Unpaid(\$)</u>	<u>Percent</u>	<u>Teeter Plan</u>
0	0	0	Yes
1,131,300	7,891	1	Yes
1,614,041	47,959	3	Yes
2,454,897	106,565	4	Yes
3,718,470	189,036	5	Yes

#### C. DELINQUENT PARCELS

<u>Year</u>	<u>Reporting Date</u>	<u># of Parcels</u>	<u>Total Amount Due(\$)</u>
02/03	07-01-03	0	0
03/04	07-16-04	10	7,891
04/05	07-22-05	45	48,632
05/06	06-30-06	177	106,565
06/07	08-09-07	208	203,356

#### D. FORECLOSURE

<u># of Parcels</u>	<u>Total Amount of Taxes Due (\$)</u>
0	0
0	0
0	0
0	0
0	0

#### E. ASSESSED VALUE OF PARCELS

<u>Reporting Date</u>	<u>Appraisal/ Tax Roll</u>	<u>Assessed Value(\$)</u>
07-01-03	Tax Roll	61,835,291
07-01-04	Tax Roll	224,371,647
07-01-05	Tax Roll	537,479,719
07-01-06	Tax Roll	902,713,131
07-01-07	Tax Roll	1,312,636,862

#### F. MISCELLANEOUS



## 2007 MELLO-ROOS YEARLY FISCAL STATUS REPORT

<u>Date</u>	<u>Amount(\$)</u>	<u>Issuing Entity, County, Type of Debt, Purpose</u>	<u>Rating(s) Enhancmt</u>	<u>Type of Sale</u>	<u>Role, Participant</u>	<u>Maturity Date/ Type</u>	<u>Interest Rate/ Type</u>
08-03-06	\$25,000,000	Lammersville School District CFD No 2002 San Joaquin CDIAC Number: 2006-0874 Limited tax obligation bond K-12 school facility Mountain House Trimark	NR	Neg	(BC) Jones Hall (TR) The Bank of NY Trust Co (UW) Stone & Youngberg	09-01-35 Comb	5.193 TIC

### YEARLY FISCAL STATUS REPORT INFORMATION

#### A. FUND BALANCES

<u>Year</u>	<u>Principal Amt Outstanding(\$)</u>	<u>Minimum Bond Reserve(\$)</u>	<u>Bond Reserve Fund(\$)</u>	<u>Capitalized Interest(\$)</u>	<u>Construction Fund(\$)</u>
06/07	25,000,000	2,324,441	2,537,544	0	5,088,581

#### B. TAX COLLECTION

<u>Taxes Due(\$)</u>	<u>Taxes Unpaid(\$)</u>	<u>Percent</u>	<u>Teeter Plan</u>
3,718,470	189,036	5	Yes

#### C. DELINQUENT PARCELS

<u>Year</u>	<u>Reporting Date</u>	<u># of Parcels</u>	<u>Total Amount Due(\$)</u>
06/07	08-09-07	208	203,356

#### D. FORECLOSURE

<u># of Parcels</u>	<u>Total Amount of Taxes Due (\$)</u>
0	0

#### E. ASSESSED VALUE OF PARCELS

<u>Reporting Date</u>	<u>Appraisal/ Tax Roll</u>	<u>Assessed Value(\$)</u>
07-01-07	Tax Roll	1,312,636,862

#### F. MISCELLANEOUS



## 2007 MELLO-ROOS YEARLY FISCAL STATUS REPORT

<u>Date</u>	<u>Amount(\$)</u>	<u>Issuing Entity, County, Type of Debt, Purpose</u>	<u>Rating(s) Enhancmt</u>	<u>Type of Sale</u>	<u>Role, Participant</u>	<u>Maturity Date/ Type</u>	<u>Interest Rate/ Type</u>
12-02-03	\$7,535,000	Lathrop CFD No 2003-2 San Joaquin CDIAC Number: 2003-1943 Limited tax obligation bond Wastewater collection, treatment Joint Wastewater	NR	Neg	(BC) Jones Hall (FA) KNN (TR) Union Bank of CA (UW) Stone & Youngberg	09-01-33 Term	4.132 TIC

### YEARLY FISCAL STATUS REPORT INFORMATION

#### A. FUND BALANCES

<u>Year</u>	<u>Principal Amt Outstanding(\$)</u>	<u>Minimum Bond Reserve(\$)</u>	<u>Bond Reserve Fund(\$)</u>	<u>Capitalized Interest(\$)</u>	<u>Construction Fund(\$)</u>
03/04	7,535,000	753,500	754,713	264,301	1,692,326
04/05	7,535,000	753,500	771,709	0	1,618,281
05/06	6,790,000	716,900	724,599	0	1,519,570
06/07	6,770,000	716,900	726,155	0	1,541,318

#### B. TAX COLLECTION

<u>Year</u>	<u>Taxes Due(\$)</u>	<u>Taxes Unpaid(\$)</u>	<u>Percent</u>	<u>Teeter Plan</u>
03/04	0	0	0	No
04/05	0	0	0	No
05/06	517,129	1,167	0	No
06/07	521,822	10,893	2	No

#### C. DELINQUENT PARCELS

<u>Year</u>	<u>Reporting Date</u>	<u># of Parcels</u>	<u>Total Amount Due(\$)</u>
03/04	07-01-04	0	0
04/05	07-01-05	0	0
05/06	07-15-06	1	1,167
06/07	08-09-07	3	12,060

#### D. FORECLOSURE

<u># of Parcels</u>	<u>Total Amount of Taxes Due (\$)</u>
0	0
0	0
0	0
0	0

#### E. ASSESSED VALUE OF PARCELS

<u>Reporting Date</u>	<u>Appraisal/ Tax Roll</u>	<u>Assessed Value(\$)</u>
07-01-04	Tax Roll	36,883,722
07-01-05	Tax Roll	23,034,832
07-01-06	Tax Roll	24,247,031
07-01-07	Tax Roll	25,118,772

#### F. MISCELLANEOUS





## 2007 MELLO-ROOS YEARLY FISCAL STATUS REPORT

<u>Date</u>	<u>Amount(\$)</u>	<u>Issuing Entity, County, Type of Debt, Purpose</u>	<u>Rating(s) Enhancmt</u>	<u>Type of Sale</u>	<u>Role, Participant</u>	<u>Maturity Date/ Type</u>	<u>Interest Rate/ Type</u>
08-24-06	\$50,000,000	Lathrop CFD No 2006-1 San Joaquin CDIAC Number: 2006-0772 Limited tax obligation bond Multiple capital improvements, public works Central Specific Plan Phase 1 Refunding	NR	Neg	(BC) Jones Hall (FA) KNN (TR) Union Bank of CA (UW) Stone & Youngberg	09-01-36 Comb	5.398 NIC

### YEARLY FISCAL STATUS REPORT INFORMATION

#### A. FUND BALANCES

<u>Year</u>	<u>Principal Amt Outstanding(\$)</u>	<u>Minimum Bond Reserve(\$)</u>	<u>Bond Reserve Fund(\$)</u>	<u>Capitalized Interest(\$)</u>	<u>Construction Fund(\$)</u>
06/07	50,000,000	4,596,527	4,715,254	1,401,330	1,214,971

#### B. TAX COLLECTION

<u>Taxes Due(\$)</u>	<u>Taxes Unpaid(\$)</u>	<u>Percent</u>	<u>Teeter Plan</u>
0	0	0	Yes

#### C. DELINQUENT PARCELS

<u>Year</u>	<u>Reporting Date</u>	<u># of Parcels</u>	<u>Total Amount Due(\$)</u>
06/07	06-30-07	0	0

#### D. FORECLOSURE

<u># of Parcels</u>	<u>Total Amount of Taxes Due (\$)</u>
0	0

#### E. ASSESSED VALUE OF PARCELS

<u>Reporting Date</u>	<u>Appraisal/ Tax Roll</u>	<u>Assessed Value(\$)</u>
01-01-07	Tax Roll	97,269,254

#### F. MISCELLANEOUS



## 2007 MELLO-ROOS YEARLY FISCAL STATUS REPORT

<u>Date</u>	<u>Amount(\$)</u>	<u>Issuing Entity, County, Type of Debt, Purpose</u>	<u>Rating(s) Enhancmt</u>	<u>Type of Sale</u>	<u>Role, Participant</u>	<u>Maturity Date/ Type</u>	<u>Interest Rate/ Type</u>
12-16-05	\$14,995,814	Lincoln Unified School District CFD No 1 San Joaquin CDIAC Number: 2005-1905 Limited tax obligation bond K-12 school facility	S:AAA M:Aaa  Ins	Neg	(BC) Jones Hall (FA) Caldwell Flores (EN) Ambac (TR) US Bank Natl Assoc (UW) Stone & Youngberg	09-01-36 Serial	5.028 TIC

### YEARLY FISCAL STATUS REPORT INFORMATION

#### A. FUND BALANCES

<u>Year</u>	<u>Principal Amt Outstanding(\$)</u>	<u>Minimum Bond Reserve(\$)</u>	<u>Bond Reserve Fund(\$)</u>	<u>Capitalized Interest(\$)</u>	<u>Construction Fund(\$)</u>
05/06	14,995,814	539,624	539,624	0	0
06/07	14,995,814	539,624	539,624	0	0

#### B. TAX COLLECTION

<u>Taxes Due(\$)</u>	<u>Taxes Unpaid(\$)</u>	<u>Percent</u>	<u>Teeter Plan</u>
2,036,942	22,759	1	Yes
2,381,038	50,431	2	Yes

#### C. DELINQUENT PARCELS

<u>Year</u>	<u>Reporting Date</u>	<u># of Parcels</u>	<u>Total Amount Due(\$)</u>
05/06	09-20-06	181	36,366
06/07	09-12-07	331	67,100

#### D. FORECLOSURE

<u># of Parcels</u>	<u>Total Amount of Taxes Due (\$)</u>
0	0
0	0

#### E. ASSESSED VALUE OF PARCELS

<u>Reporting Date</u>	<u>Appraisal/ Tax Roll</u>	<u>Assessed Value(\$)</u>
07-01-06	Tax Roll	2,439,235,003
07-11-07	Tax Roll	2,492,157,643

#### F. MISCELLANEOUS



## 2007 MELLO-ROOS YEARLY FISCAL STATUS REPORT

<u>Date</u>	<u>Amount(\$)</u>	<u>Issuing Entity, County, Type of Debt, Purpose</u>	<u>Rating(s) Enhancmt</u>	<u>Type of Sale</u>	<u>Role, Participant</u>	<u>Maturity Date/ Type</u>	<u>Interest Rate/ Type</u>
08-15-06	\$14,750,000	Lincoln Unified School District CFD No 1 San Joaquin CDIAC Number: 2006-1075 Limited tax obligation bond K-12 school facility Refunding	S:AAA M:Aaa  Ins	Neg	(BC) Jones Hall (FA) Dale Scott & Co Inc (EN) Ambac (TR) US Bank Natl Assoc (UW) Stone & Youngberg	09-01-21 Serial	4.405 NIC

### YEARLY FISCAL STATUS REPORT INFORMATION

#### A. FUND BALANCES

<u>Year</u>	<u>Principal Amt Outstanding(\$)</u>	<u>Minimum Bond Reserve(\$)</u>	<u>Bond Reserve Fund(\$)</u>	<u>Capitalized Interest(\$)</u>	<u>Construction Fund(\$)</u>
06/07	14,750,000	1,338,010	1,338,010	0	0

#### B. TAX COLLECTION

<u>Taxes Due(\$)</u>	<u>Taxes Unpaid(\$)</u>	<u>Percent</u>	<u>Teeter Plan</u>
2,381,038	50,431	2	Yes

#### C. DELINQUENT PARCELS

<u>Year</u>	<u>Reporting Date</u>	<u># of Parcels</u>	<u>Total Amount Due(\$)</u>
06/07	09-12-07	331	67,100

#### D. FORECLOSURE

<u># of Parcels</u>	<u>Total Amount of Taxes Due (\$)</u>
0	0

#### E. ASSESSED VALUE OF PARCELS

<u>Reporting Date</u>	<u>Appraisal/ Tax Roll</u>	<u>Assessed Value(\$)</u>
07-11-07	Tax Roll	2,492,157,643

#### F. MISCELLANEOUS



## 2007 MELLO-ROOS YEARLY FISCAL STATUS REPORT

<u>Date</u>	<u>Amount(\$)</u>	<u>Issuing Entity, County, Type of Debt, Purpose</u>	<u>Rating(s) Enhancmt</u>	<u>Type of Sale</u>	<u>Role, Participant</u>	<u>Maturity Date/ Type</u>	<u>Interest Rate/ Type</u>
10-23-01	\$14,995,866	Manteca Unified School District CFD No 1989-1 San Joaquin CDIAC Number: 2001-1777 Limited tax obligation bond K-12 school facility Komure ES & Weston Ranch HS	S:AAA     Ins	Neg	(BC) Orrick Herrington (EN) MBIA Corp (TR) BNY Western Trust (UW) Stone & Youngberg	09-01-31 Comb	9.272 NIC

### YEARLY FISCAL STATUS REPORT INFORMATION

#### A. FUND BALANCES

<u>Year</u>	<u>Principal Amt Outstanding(\$)</u>	<u>Minimum Bond Reserve(\$)</u>	<u>Bond Reserve Fund(\$)</u>	<u>Capitalized Interest(\$)</u>	<u>Construction Fund(\$)</u>
01/02	14,995,866	0	0	0	6,435,226
02/03	14,780,866	0	0	0	700,267
03/04	14,580,866	0	0	0	176
04/05	14,330,866	0	0	0	188
05/06	14,040,866	0	0	0	194
06/07	13,700,866	0	0	0	204

#### B. TAX COLLECTION

<u>Taxes Due(\$)</u>	<u>Taxes Unpaid(\$)</u>	<u>Percent</u>	<u>Teeter Plan</u>
0	0	0	Yes
0	0	0	Yes
1,787,572	73,573	4	Yes
0	0	0	Yes
0	0	0	Yes
2,432,229	0	0	Yes

#### C. DELINQUENT PARCELS

<u>Year</u>	<u>Reporting Date</u>	<u># of Parcels</u>	<u>Total Amount Due(\$)</u>
01/02		0	0
02/03		0	0
03/04		0	0
04/05		0	0
05/06	10-06-06	0	0
06/07	06-30-07	0	0

#### D. FORECLOSURE

<u># of Parcels</u>	<u>Total Amount of Taxes Due (\$)</u>
0	0
0	0
0	0
0	0
0	0
0	0

#### E. ASSESSED VALUE OF PARCELS

<u>Reporting Date</u>	<u>Appraisal/ Tax Roll</u>	<u>Assessed Value(\$)</u>
		0
		0
06-30-04	Tax Roll	1,110,188,779
		0
10-06-06	Tax Roll	0
09-26-07	Tax Roll	1,554,544,692

#### F. MISCELLANEOUS

Reserve Fund Minimum balance is held by a Surety Bond.



## 2007 MELLO-ROOS YEARLY FISCAL STATUS REPORT

<u>Date</u>	<u>Amount(\$)</u>	<u>Issuing Entity, County, Type of Debt, Purpose</u>	<u>Rating(s) Enhancmt</u>	<u>Type of Sale</u>	<u>Role, Participant</u>	<u>Maturity Date/ Type</u>	<u>Interest Rate/ Type</u>
12-18-03	\$15,090,000	Manteca Unified School District CFD No 1989-1 San Joaquin CDIAC Number: 2003-2176 Limited tax obligation bond K-12 school facility Weston Ranch Refunding	S:AAA    Ins	Neg	(BC) Orrick Herrington (FA) CA Financial Service (EN) Ambac (TR) BNY Western Trust (UW) Stone & Youngberg	09-01-24 Serial	4.259 NIC

### YEARLY FISCAL STATUS REPORT INFORMATION

#### A. FUND BALANCES

<u>Year</u>	<u>Principal Amt Outstanding(\$)</u>	<u>Minimum Bond Reserve(\$)</u>	<u>Bond Reserve Fund(\$)</u>	<u>Capitalized Interest(\$)</u>	<u>Construction Fund(\$)</u>
03/04	15,090,000	0	0	0	176
04/05	14,515,000	0	0	0	188
05/06	14,135,000	0	0	0	194
06/07	13,740,000	0	0	0	204

#### B. TAX COLLECTION

<u>Taxes Due(\$)</u>	<u>Taxes Unpaid(\$)</u>	<u>Percent</u>	<u>Teeter Plan</u>
1,787,572	73,574	4	Yes
0	0	0	Yes
0	0	0	Yes
2,432,229	0	0	Yes

#### C. DELINQUENT PARCELS

<u>Year</u>	<u>Reporting Date</u>	<u># of Parcels</u>	<u>Total Amount Due(\$)</u>
03/04		0	0
04/05		0	0
05/06	10-05-06	0	0
06/07	06-30-07	0	0

#### D. FORECLOSURE

<u># of Parcels</u>	<u>Total Amount of Taxes Due (\$)</u>
0	0
0	0
0	0
0	0

#### E. ASSESSED VALUE OF PARCELS

<u>Reporting Date</u>	<u>Appraisal/ Tax Roll</u>	<u>Assessed Value(\$)</u>
06-30-04	Tax Roll	1,110,188,779
		0
10-05-06	Tax Roll	0
09-26-07	Tax Roll	1,544,544,692

#### F. MISCELLANEOUS

Reserve Fund Minimum balance is held by a Surety Bond.



## 2007 MELLO-ROOS YEARLY FISCAL STATUS REPORT

<u>Date</u>	<u>Amount(\$)</u>	<u>Issuing Entity, County, Type of Debt, Purpose</u>	<u>Rating(s) Enhancmt</u>	<u>Type of Sale</u>	<u>Role, Participant</u>	<u>Maturity Date/ Type</u>	<u>Interest Rate/ Type</u>
03-18-99	\$7,250,000	Manteca Unified School District CFD No 1989-2 San Joaquin CDIAC Number: 1999-0201 Limited tax obligation bond K-12 school facility Series B Refunding	NR	Neg	(BC) Orrick Herrington (TR) BNY Western Trust (UW) Stone & Youngberg	09-01-28 Comb	5.297 NIC

### YEARLY FISCAL STATUS REPORT INFORMATION

#### A. FUND BALANCES

<u>Year</u>	<u>Principal Amt Outstanding(\$)</u>	<u>Minimum Bond Reserve(\$)</u>	<u>Bond Reserve Fund(\$)</u>	<u>Capitalized Interest(\$)</u>	<u>Construction Fund(\$)</u>	<u>Taxes Due(\$)</u>	<u>Taxes Unpaid(\$)</u>	<u>Percent</u>	<u>Teeter Plan</u>
01/02	6,965,000	362,500	359,852	0	0	0	0	0	Yes
02/03	6,815,000	362,500	362,500	0	0	0	0	0	Yes
03/04	6,660,000	362,500	360,782	0	109,907	2,356,846	100,319	4	Yes
04/05	6,495,000	362,500	371,322	0	7,701,290	0	0	0	Yes
05/06	6,325,000	362,500	372,077	0	1,490,359	0	0	0	Yes
06/07	6,145,000	362,500	385,242	0	1,349,478	3,204,452	0	0	Yes

#### B. TAX COLLECTION

#### C. DELINQUENT PARCELS

<u>Year</u>	<u>Reporting Date</u>	<u># of Parcels</u>	<u>Total Amount Due(\$)</u>	<u># of Parcels</u>	<u>Total Amount of Taxes Due (\$)</u>	<u>Reporting Date</u>	<u>Appraisal/ Tax Roll</u>	<u>Assessed Value(\$)</u>
01/02		0	0	0	0			0
02/03		0	0	0	0			0
03/04		0	0	0	0	06-30-04	Tax Roll	1,192,024,207
04/05		0	0	0	0			0
05/06	10-05-06	0	0	0	0	10-05-06	Tax Roll	0
06/07	06-30-07	0	0	0	0	09-26-07	Tax Roll	1,677,240,602

#### D. FORECLOSURE

#### E. ASSESSED VALUE OF PARCELS

#### F. MISCELLANEOUS

Construction Fund combined with Series C (2001).



## 2007 MELLO-ROOS YEARLY FISCAL STATUS REPORT

<u>Date</u>	<u>Amount(\$)</u>	<u>Issuing Entity, County, Type of Debt, Purpose</u>	<u>Rating(s) Enhancmt</u>	<u>Type of Sale</u>	<u>Role, Participant</u>	<u>Maturity Date/ Type</u>	<u>Interest Rate/ Type</u>
10-23-01	\$24,180,000	Manteca Unified School District CFD No 1989-2 San Joaquin CDIAC Number: 2001-1778 Limited tax obligation bond K-12 school facility Woodward ES & Weston Ranch HS Series C	S:AAA     Ins	Neg	(BC) Orrick Herrington (EN) MBIA Corp (TR) BNY Western Trust (UW) Stone & Youngberg	09-01-29 Comb	4.719 NIC

### YEARLY FISCAL STATUS REPORT INFORMATION

#### A. FUND BALANCES

<u>Year</u>	<u>Principal Amt Outstanding(\$)</u>	<u>Minimum Bond Reserve(\$)</u>	<u>Bond Reserve Fund(\$)</u>	<u>Capitalized Interest(\$)</u>	<u>Construction Fund(\$)</u>
01/02	24,180,000	0	0	0	10,559,678
02/03	23,780,000	0	0	0	1,697,111
03/04	23,220,000	0	0	0	109,907
04/05	22,650,000	0	0	0	7,701,290
05/06	22,060,000	0	0	0	1,490,359
06/07	21,460,000	0	0	0	1,349,478

#### B. TAX COLLECTION

<u>Taxes Due(\$)</u>	<u>Taxes Unpaid(\$)</u>	<u>Percent</u>	<u>Teeter Plan</u>
0	0	0	Yes
0	0	0	Yes
2,356,846	100,319	4	Yes
0	0	0	Yes
0	0	0	Yes
3,204,452	0	0	Yes

#### C. DELINQUENT PARCELS

<u>Year</u>	<u>Reporting Date</u>	<u># of Parcels</u>	<u>Total Amount Due(\$)</u>
01/02		0	0
02/03		0	0
03/04		0	0
04/05		0	0
05/06	10-05-06	0	0
06/07	06-30-07	0	0

#### D. FORECLOSURE

<u># of Parcels</u>	<u>Total Amount of Taxes Due (\$)</u>
0	0
0	0
0	0
0	0
0	0
0	0

#### E. ASSESSED VALUE OF PARCELS

<u>Reporting Date</u>	<u>Appraisal/ Tax Roll</u>	<u>Assessed Value(\$)</u>
		0
		0
06-30-04	Tax Roll	1,192,024,207
		0
10-05-06	Tax Roll	0
09-26-07	Tax Roll	1,677,240,602

#### F. MISCELLANEOUS

Reserve Fund Minimum balance is held by a Surety Bond.



## 2007 MELLO-ROOS YEARLY FISCAL STATUS REPORT

<u>Date</u>	<u>Amount(\$)</u>	<u>Issuing Entity, County, Type of Debt, Purpose</u>	<u>Rating(s) Enhancmt</u>	<u>Type of Sale</u>	<u>Role, Participant</u>	<u>Maturity Date/ Type</u>	<u>Interest Rate/ Type</u>
09-16-04	\$8,440,000	Manteca Unified School District CFD No 1989-2 San Joaquin CDIAC Number: 2004-1310 Limited tax obligation bond K-12 school facility Woodward/Stella Brockman ES Annex & Lathrop HS Series D	S:AAA     Ins	Neg	(BC) Orrick Herrington (FA) CA Financial Service (EN) FGIC (TR) BNY Western Trust (UW) Stone & Youngberg	09-01-33 Comb	4.716 NIC

### YEARLY FISCAL STATUS REPORT INFORMATION

#### A. FUND BALANCES

<u>Year</u>	<u>Principal Amt Outstanding(\$)</u>	<u>Minimum Bond Reserve(\$)</u>	<u>Bond Reserve Fund(\$)</u>	<u>Capitalized Interest(\$)</u>	<u>Construction Fund(\$)</u>
04/05	440,000	8,440,000	0	0	7,701,290
05/06	8,315,000	0	0	0	1,490,359
06/07	7,315,000	0	0	0	1,349,478

#### B. TAX COLLECTION

<u>Taxes Due(\$)</u>	<u>Taxes Unpaid(\$)</u>	<u>Percent</u>	<u>Teeter Plan</u>
0	0	0	Yes
0	0	0	Yes
3,204,452	0	0	Yes

#### C. DELINQUENT PARCELS

<u>Year</u>	<u>Reporting Date</u>	<u># of Parcels</u>	<u>Total Amount Due(\$)</u>
04/05		0	0
05/06	10-05-06	0	0
06/07	06-30-07	0	0

#### D. FORECLOSURE

<u># of Parcels</u>	<u>Total Amount of Taxes Due (\$)</u>
0	0
0	0
0	0

#### E. ASSESSED VALUE OF PARCELS

<u>Reporting Date</u>	<u>Appraisal/ Tax Roll</u>	<u>Assessed Value(\$)</u>
		0
10-05-06	Tax Roll	0
09-26-07	Tax Roll	1,677,240,602

#### F. MISCELLANEOUS

Reserve Fund Minimum is held by a Surety Bond.

Reserve Fund Minimum balance is held by a Surety Bond.





## 2007 MELLO-ROOS YEARLY FISCAL STATUS REPORT

<u>Date</u>	<u>Amount(\$)</u>	<u>Issuing Entity, County, Type of Debt, Purpose</u>	<u>Rating(s) Enhancmt</u>	<u>Type of Sale</u>	<u>Role, Participant</u>	<u>Maturity Date/ Type</u>	<u>Interest Rate/ Type</u>
04-25-07	\$3,120,000	Manteca Unified School District CFD No 1989-2 San Joaquin CDIAC Number: 2007-0132 Limited tax obligation bond K-12 school facility Lathrop HS Series E	S:AAA     Ins	Neg	(BC) Orrick Herrington (FA) CA Financial Service (EN) FGIC (TR) The Bank of NY Trust Co (UW) Stone & Youngberg	09-01-34 Comb	4.482 NIC

### YEARLY FISCAL STATUS REPORT INFORMATION

#### A. FUND BALANCES

<u>Year</u>	<u>Principal Amt Outstanding(\$)</u>	<u>Minimum Bond Reserve(\$)</u>	<u>Bond Reserve Fund(\$)</u>	<u>Capitalized Interest(\$)</u>	<u>Construction Fund(\$)</u>
06/07	3,120,000	0	0	0	1,349,478

#### B. TAX COLLECTION

<u>Taxes Due(\$)</u>	<u>Taxes Unpaid(\$)</u>	<u>Percent</u>	<u>Teeter Plan</u>
3,204,452	0	0	Yes

#### C. DELINQUENT PARCELS

<u>Year</u>	<u>Reporting Date</u>	<u># of Parcels</u>	<u>Total Amount Due(\$)</u>
06/07	06-30-07	0	0

#### D. FORECLOSURE

<u># of Parcels</u>	<u>Total Amount of Taxes Due (\$)</u>
0	0

#### E. ASSESSED VALUE OF PARCELS

<u>Reporting Date</u>	<u>Appraisal/ Tax Roll</u>	<u>Assessed Value(\$)</u>
09-26-07	Tax Roll	1,677,240,602

#### F. MISCELLANEOUS



## 2007 MELLO-ROOS YEARLY FISCAL STATUS REPORT

<u>Date</u>	<u>Amount(\$)</u>	<u>Issuing Entity, County, Type of Debt, Purpose</u>	<u>Rating(s) Enhancmt</u>	<u>Type of Sale</u>	<u>Role, Participant</u>	<u>Maturity Date/ Type</u>	<u>Interest Rate/ Type</u>
09-16-04	\$9,730,000	Manteca Unified School District CFD No 2000-3 San Joaquin CDIAC Number: 2004-1311 Limited tax obligation bond K-12 school facility Rustic/N Manteca ES & S Manteca HS Series A	S:AAA     Ins	Neg	(BC) Orrick Herrington (FA) CA Financial Service (EN) Ambac (TR) BNY Western Trust (UW) Stone & Youngberg	09-01-33 Comb	4.501 NIC

### YEARLY FISCAL STATUS REPORT INFORMATION

#### A. FUND BALANCES

<u>Year</u>	<u>Principal Amt Outstanding(\$)</u>	<u>Minimum Bond Reserve(\$)</u>	<u>Bond Reserve Fund(\$)</u>	<u>Capitalized Interest(\$)</u>	<u>Construction Fund(\$)</u>
04/05	9,730,000	0	0	0	9,186,940
05/06	9,480,000	0	0	0	8,982,619
06/07	9,255,000	0	0	0	7,426,899

#### B. TAX COLLECTION

<u>Taxes Due(\$)</u>	<u>Taxes Unpaid(\$)</u>	<u>Percent</u>	<u>Teeter Plan</u>
0	0	0	Yes
0	0	0	Yes
1,384,917	0	0	Yes

#### C. DELINQUENT PARCELS

<u>Year</u>	<u>Reporting Date</u>	<u># of Parcels</u>	<u>Total Amount Due(\$)</u>
04/05		0	0
05/06	10-05-06	0	0
06/07	06-30-07	0	0

#### D. FORECLOSURE

<u># of Parcels</u>	<u>Total Amount of Taxes Due (\$)</u>
0	0
0	0
0	0

#### E. ASSESSED VALUE OF PARCELS

<u>Reporting Date</u>	<u>Appraisal/ Tax Roll</u>	<u>Assessed Value(\$)</u>
		0
10-05-06	Tax Roll	0
09-26-07	Tax Roll	637,990,752

#### F. MISCELLANEOUS

Reserve Fund Minimum balance is held by a Surety Bond.



## 2007 MELLO-ROOS YEARLY FISCAL STATUS REPORT

<u>Date</u>	<u>Amount(\$)</u>	<u>Issuing Entity, County, Type of Debt, Purpose</u>	<u>Rating(s) Enhancmt</u>	<u>Type of Sale</u>	<u>Role, Participant</u>	<u>Maturity Date/ Type</u>	<u>Interest Rate/ Type</u>
04-25-07	\$8,225,000	Manteca Unified School District CFD No 2000-3 San Joaquin CDIAC Number: 2007-0133 Limited tax obligation bond K-12 school facility Lathrop HS Series B	S:AAA     Ins	Neg	(BC) Orrick Herrington (FA) CA Financial Service (EN) Assured Guaranty Corp (TR) The Bank of NY Trust Co (UW) Stone & Youngberg	09-01-35 Comb	4.585 NIC

### YEARLY FISCAL STATUS REPORT INFORMATION

#### A. FUND BALANCES

<u>Year</u>	<u>Principal Amt Outstanding(\$)</u>	<u>Minimum Bond Reserve(\$)</u>	<u>Bond Reserve Fund(\$)</u>	<u>Capitalized Interest(\$)</u>	<u>Construction Fund(\$)</u>
06/07	8,225,000	265,825	266,527	0	7,426,899

#### B. TAX COLLECTION

<u>Taxes Due(\$)</u>	<u>Taxes Unpaid(\$)</u>	<u>Percent</u>	<u>Teeter Plan</u>
1,384,917	0	0	Yes

#### C. DELINQUENT PARCELS

<u>Year</u>	<u>Reporting Date</u>	<u># of Parcels</u>	<u>Total Amount Due(\$)</u>
06/07	06-30-07	0	0

#### D. FORECLOSURE

<u># of Parcels</u>	<u>Total Amount of Taxes Due (\$)</u>
0	0

#### E. ASSESSED VALUE OF PARCELS

<u>Reporting Date</u>	<u>Appraisal/ Tax Roll</u>	<u>Assessed Value(\$)</u>
09-26-07	Tax Roll	637,990,752

#### F. MISCELLANEOUS



## 2007 MELLO-ROOS YEARLY FISCAL STATUS REPORT

<u>Date</u>	<u>Amount(\$)</u>	<u>Issuing Entity, County, Type of Debt, Purpose</u>	<u>Rating(s) Enhancmt</u>	<u>Type of Sale</u>	<u>Role, Participant</u>	<u>Maturity Date/ Type</u>	<u>Interest Rate/ Type</u>
07-08-03	\$23,250,000	River Islands Public Financing Authority CFD No 2003-1 San Joaquin CDIAC Number: 2003-0344 Limited tax obligation bond Water supply, storage, distribution	NR	Neg	(BC) Quint & Thimmig (TR) BNY Western Trust (UW) Altura Nelson	09-01-35 Comb	6.362 TIC

### YEARLY FISCAL STATUS REPORT INFORMATION

#### A. FUND BALANCES

<u>Year</u>	<u>Principal Amt Outstanding(\$)</u>	<u>Minimum Bond Reserve(\$)</u>	<u>Bond Reserve Fund(\$)</u>	<u>Capitalized Interest(\$)</u>	<u>Construction Fund(\$)</u>
03/04	23,250,000	1,718,985	1,722,277	1,733,592	0
04/05	23,250,000	1,718,985	1,742,232	381,963	0
05/06	23,250,000	1,718,985	1,745,892	5	8,596
06/07	22,910,000	1,718,985	1,751,088	0	0

#### B. TAX COLLECTION

<u>Taxes Due(\$)</u>	<u>Taxes Unpaid(\$)</u>	<u>Percent</u>	<u>Teeter Plan</u>
0	0	0	No
0	0	0	Yes
2,474,621	0	0	Yes
1,609,708	0	0	No

#### C. DELINQUENT PARCELS

<u>Year</u>	<u>Reporting Date</u>	<u># of Parcels</u>	<u>Total Amount Due(\$)</u>
03/04		0	0
04/05		0	0
05/06	06-30-06	0	0
06/07	06-30-07	0	0

#### D. FORECLOSURE

<u># of Parcels</u>	<u>Total Amount of Taxes Due (\$)</u>
0	0
0	0
0	0
0	0

#### E. ASSESSED VALUE OF PARCELS

<u>Reporting Date</u>	<u>Appraisal/ Tax Roll</u>	<u>Assessed Value(\$)</u>
01-01-04	Tax Roll	27,013,719
01-01-05	Tax Roll	27,553,839
01-01-06	Tax Roll	28,104,902
01-01-07	Tax Roll	28,666,935

#### F. MISCELLANEOUS



## 2007 MELLO-ROOS YEARLY FISCAL STATUS REPORT

<u>Date</u>	<u>Amount(\$)</u>	<u>Issuing Entity, County, Type of Debt, Purpose</u>	<u>Rating(s) Enhancmt</u>	<u>Type of Sale</u>	<u>Role, Participant</u>	<u>Maturity Date/ Type</u>	<u>Interest Rate/ Type</u>
09-24-03	\$3,650,000	River Islands Public Financing Authority CFD No 2003-1 San Joaquin CDIAC Number: 2003-1671 Limited tax obligation bond Multiple capital improvements, public works Series B	NR	Neg	(BC) Quint & Thimmig (TR) BNY Western Trust (UW) Altura Nelson	09-01-35 Comb	5.991 TIC

### YEARLY FISCAL STATUS REPORT INFORMATION

#### A. FUND BALANCES

<u>Year</u>	<u>Principal Amt Outstanding(\$)</u>	<u>Minimum Bond Reserve(\$)</u>	<u>Bond Reserve Fund(\$)</u>	<u>Capitalized Interest(\$)</u>	<u>Construction Fund(\$)</u>
03/04	3,650,000	262,910	263,276	295,687	616,022
04/05	3,650,000	262,910	266,327	1,829	89,797
05/06	3,650,000	262,910	267,026	0	92,690
06/07	3,595,000	262,910	267,842	0	0

#### B. TAX COLLECTION

<u>Taxes Due(\$)</u>	<u>Taxes Unpaid(\$)</u>	<u>Percent</u>	<u>Teeter Plan</u>
0	0	0	No
0	0	0	Yes
2,474,621	0	0	Yes
274,186	0	0	No

#### C. DELINQUENT PARCELS

<u>Year</u>	<u>Reporting Date</u>	<u># of Parcels</u>	<u>Total Amount Due(\$)</u>
03/04		0	0
04/05		0	0
05/06	06-30-06	0	0
06/07	06-30-07	0	0

#### D. FORECLOSURE

<u># of Parcels</u>	<u>Total Amount of Taxes Due (\$)</u>
0	0
0	0
0	0
0	0

#### E. ASSESSED VALUE OF PARCELS

<u>Reporting Date</u>	<u>Appraisal/ Tax Roll</u>	<u>Assessed Value(\$)</u>
01-01-04	Tax Roll	27,013,719
01-01-05	Tax Roll	27,553,839
01-01-06	Tax Roll	28,104,902
01-01-07	Tax Roll	28,666,935

#### F. MISCELLANEOUS



## 2007 MELLO-ROOS YEARLY FISCAL STATUS REPORT

<u>Date</u>	<u>Amount(\$)</u>	<u>Issuing Entity, County, Type of Debt, Purpose</u>	<u>Rating(s) Enhancmt</u>	<u>Type of Sale</u>	<u>Role, Participant</u>	<u>Maturity Date/ Type</u>	<u>Interest Rate/ Type</u>
09-24-03	\$1,870,000	River Islands Public Financing Authority CFD No 2003-1 San Joaquin CDIAC Number: 2003-1672 Limited tax obligation bond Multiple capital improvements, public works Series C Federally Taxable	NR	Neg	(BC) Quint & Thimmig (TR) BNY Western Trust (UW) Altura Nelson	09-01-23 Comb	9.081 TIC

### YEARLY FISCAL STATUS REPORT INFORMATION

#### A. FUND BALANCES

<u>Year</u>	<u>Principal Amt Outstanding(\$)</u>	<u>Minimum Bond Reserve(\$)</u>	<u>Bond Reserve Fund(\$)</u>	<u>Capitalized Interest(\$)</u>	<u>Construction Fund(\$)</u>
03/04	1,870,000	214,275	214,573	228,954	610,821
04/05	1,870,000	187,000	217,060	3,407	166,820
05/06	1,870,000	187,000	217,629	0	172,194
06/07	1,820,000	182,000	218,277	0	0

#### B. TAX COLLECTION

<u>Taxes Due(\$)</u>	<u>Taxes Unpaid(\$)</u>	<u>Percent</u>	<u>Teeter Plan</u>
0	0	0	No
0	0	0	Yes
2,474,621	0	0	Yes
226,411	0	0	No

#### C. DELINQUENT PARCELS

<u>Year</u>	<u>Reporting Date</u>	<u># of Parcels</u>	<u>Total Amount Due(\$)</u>
03/04		0	0
04/05		0	0
05/06	06-30-06	0	0
06/07	06-30-07	0	0

#### D. FORECLOSURE

<u># of Parcels</u>	<u>Total Amount of Taxes Due (\$)</u>
0	0
0	0
0	0
0	0

#### E. ASSESSED VALUE OF PARCELS

<u>Reporting Date</u>	<u>Appraisal/ Tax Roll</u>	<u>Assessed Value(\$)</u>
01-01-04	Tax Roll	27,013,719
01-01-05	Tax Roll	27,553,839
01-01-06	Tax Roll	28,104,902
01-01-07	Tax Roll	28,666,935

#### F. MISCELLANEOUS



## 2007 MELLO-ROOS YEARLY FISCAL STATUS REPORT

<u>Date</u>	<u>Amount(\$)</u>	<u>Issuing Entity, County, Type of Debt, Purpose</u>	<u>Rating(s) Enhancmt</u>	<u>Type of Sale</u>	<u>Role, Participant</u>	<u>Maturity Date/ Type</u>	<u>Interest Rate/ Type</u>
10-26-05	\$6,025,000	River Islands Public Financing Authority CFD No 2003-1 San Joaquin CDIAC Number: 2005-1597 Limited tax obligation bond Multiple capital improvements, public works Series A	NR	Neg	(BC) Quint & Thimmig (TR) The Bank of NY Trust Co (UW) Altura Nelson	09-01-35 Term	6.001 TIC

### YEARLY FISCAL STATUS REPORT INFORMATION

#### A. FUND BALANCES

<u>Year</u>	<u>Principal Amt Outstanding(\$)</u>	<u>Minimum Bond Reserve(\$)</u>	<u>Bond Reserve Fund(\$)</u>	<u>Capitalized Interest(\$)</u>	<u>Construction Fund(\$)</u>
05/06	6,025,000	451,600	461,040	557,781	70,921
06/07	6,025,000	451,600	481,822	213,285	92,941

#### B. TAX COLLECTION

<u>Taxes Due(\$)</u>	<u>Taxes Unpaid(\$)</u>	<u>Percent</u>	<u>Teeter Plan</u>
0	0	0	Yes
0	0	0	No

#### C. DELINQUENT PARCELS

<u>Year</u>	<u>Reporting Date</u>	<u># of Parcels</u>	<u>Total Amount Due(\$)</u>
05/06	06-30-06	0	0
06/07	06-30-07	0	0

#### D. FORECLOSURE

<u># of Parcels</u>	<u>Total Amount of Taxes Due (\$)</u>
0	0
0	0

#### E. ASSESSED VALUE OF PARCELS

<u>Reporting Date</u>	<u>Appraisal/ Tax Roll</u>	<u>Assessed Value(\$)</u>
06-30-06	Tax Roll	28,104,902
01-01-07	Tax Roll	28,666,935

#### F. MISCELLANEOUS



## 2007 MELLO-ROOS YEARLY FISCAL STATUS REPORT

<u>Date</u>	<u>Amount(\$)</u>	<u>Issuing Entity, County, Type of Debt, Purpose</u>	<u>Rating(s) Enhancmt</u>	<u>Type of Sale</u>	<u>Role, Participant</u>	<u>Maturity Date/ Type</u>	<u>Interest Rate/ Type</u>
10-26-05	\$15,490,000	River Islands Public Financing Authority CFD No 2003-1 San Joaquin CDIAC Number: 2005-1598 Limited tax obligation bond Multiple capital improvements, public works Series B Federally Taxable	NR	Neg	(BC) Quint & Thimmig (TR) The Bank of NY Trust Co (UW) Altura Nelson	09-01-35 Term	9.002 TIC

### YEARLY FISCAL STATUS REPORT INFORMATION

#### A. FUND BALANCES

<u>Year</u>	<u>Principal Amt Outstanding(\$)</u>	<u>Minimum Bond Reserve(\$)</u>	<u>Bond Reserve Fund(\$)</u>	<u>Capitalized Interest(\$)</u>	<u>Construction Fund(\$)</u>
05/06	15,490,000	1,533,450	1,565,501	2,166,030	866,699
06/07	15,490,000	1,533,450	1,636,065	838,176	336,950

#### B. TAX COLLECTION

<u>Taxes Due(\$)</u>	<u>Taxes Unpaid(\$)</u>	<u>Percent</u>	<u>Teeter Plan</u>
0	0	0	Yes
0	0	0	No

#### C. DELINQUENT PARCELS

<u>Year</u>	<u>Reporting Date</u>	<u># of Parcels</u>	<u>Total Amount Due(\$)</u>
05/06	06-30-06	0	0
06/07	06-30-07	0	0

#### D. FORECLOSURE

<u># of Parcels</u>	<u>Total Amount of Taxes Due (\$)</u>
0	0
0	0

#### E. ASSESSED VALUE OF PARCELS

<u>Reporting Date</u>	<u>Appraisal/ Tax Roll</u>	<u>Assessed Value(\$)</u>
06-30-06	Tax Roll	28,104,902
01-01-07	Tax Roll	28,666,935

#### F. MISCELLANEOUS





## 2007 MELLO-ROOS YEARLY FISCAL STATUS REPORT

<u>Date</u>	<u>Amount(\$)</u>	<u>Issuing Entity, County, Type of Debt, Purpose</u>	<u>Rating(s) Enhancmt</u>	<u>Type of Sale</u>	<u>Role, Participant</u>	<u>Maturity Date/ Type</u>	<u>Interest Rate/ Type</u>
05-16-07	\$18,820,000	River Islands Public Financing Authority CFD No 2003-1 San Joaquin CDIAC Number: 2007-0340 Limited tax obligation bond Multiple capital improvements, public works Phase 1, Tract 3491	NR	Neg	(BC) Quint & Thimmig (TR) The Bank of NY Trust Co (UW) Altura Nelson	09-01-37 Comb	5.413 TIC

### YEARLY FISCAL STATUS REPORT INFORMATION

#### A. FUND BALANCES

<u>Year</u>	<u>Principal Amt Outstanding(\$)</u>	<u>Minimum Bond Reserve(\$)</u>	<u>Bond Reserve Fund(\$)</u>	<u>Capitalized Interest(\$)</u>	<u>Construction Fund(\$)</u>
06/07	18,820,000	1,269,700	1,089,694	1,766,494	4,842,886

#### B. TAX COLLECTION

<u>Taxes Due(\$)</u>	<u>Taxes Unpaid(\$)</u>	<u>Percent</u>	<u>Teeter Plan</u>
0	0	0	No

#### C. DELINQUENT PARCELS

<u>Year</u>	<u>Reporting Date</u>	<u># of Parcels</u>	<u>Total Amount Due(\$)</u>
06/07	06-30-07	0	0

#### D. FORECLOSURE

<u># of Parcels</u>	<u>Total Amount of Taxes Due (\$)</u>
0	0

#### E. ASSESSED VALUE OF PARCELS

<u>Reporting Date</u>	<u>Appraisal/ Tax Roll</u>	<u>Assessed Value(\$)</u>
01-01-07	Tax Roll	28,666,935

#### F. MISCELLANEOUS



## 2007 MELLO-ROOS YEARLY FISCAL STATUS REPORT

<u>Date</u>	<u>Amount(\$)</u>	<u>Issuing Entity, County, Type of Debt, Purpose</u>	<u>Rating(s) Enhancmt</u>	<u>Type of Sale</u>	<u>Role, Participant</u>	<u>Maturity Date/ Type</u>	<u>Interest Rate/ Type</u>
08-10-06	\$28,630,000	Stockton CFD No 1 San Joaquin CDIAC Number: 2006-0764 Limited tax obligation bond Multiple capital improvements, public works Weston Ranch Refunding	S:AAA/A- M:Aaa/A3  Ins	Comp	(BC) Lofton & Jennings (FA) Del Rio Advisors (EN) MBIA Corp (TR) The Bank of NY Trust Co (UW) Citigroup Global Markets	09-01-21 Serial	3.906 NIC

### YEARLY FISCAL STATUS REPORT INFORMATION

#### A. FUND BALANCES

<u>Year</u>	<u>Principal Amt Outstanding(\$)</u>	<u>Minimum Bond Reserve(\$)</u>	<u>Bond Reserve Fund(\$)</u>	<u>Capitalized Interest(\$)</u>	<u>Construction Fund(\$)</u>
05/06	28,630,000	2,863,000	3,499,026	0	57,048
06/07	26,630,000	2,828,270	2,910,506	0	0

#### B. TAX COLLECTION

<u>Year</u>	<u>Taxes Due(\$)</u>	<u>Taxes Unpaid(\$)</u>	<u>Percent</u>	<u>Teeter Plan</u>
05/06	3,623,115	125,360	3	Yes
06/07	3,648,776	317,376	9	Yes

#### C. DELINQUENT PARCELS

<u>Year</u>	<u>Reporting Date</u>	<u># of Parcels</u>	<u>Total Amount Due(\$)</u>
05/06	09-20-06	250	169,873
06/07	08-12-07	558	386,983

#### D. FORECLOSURE

<u># of Parcels</u>	<u>Total Amount of Taxes Due (\$)</u>
0	0
0	0

#### E. ASSESSED VALUE OF PARCELS

<u>Reporting Date</u>	<u>Appraisal/ Tax Roll</u>	<u>Assessed Value(\$)</u>
07-01-06	Tax Roll	1,498,109,950
07-01-07	Tax Roll	1,555,326,278

#### F. MISCELLANEOUS

Fund balances as of July 31, 2007



## 2007 MELLO-ROOS YEARLY FISCAL STATUS REPORT

<u>Date</u>	<u>Amount(\$)</u>	<u>Issuing Entity, County, Type of Debt, Purpose</u>	<u>Rating(s) Enhancmt</u>	<u>Type of Sale</u>	<u>Role, Participant</u>	<u>Maturity Date/ Type</u>	<u>Interest Rate/ Type</u>
03-02-06	\$21,635,000	Stockton CFD No 2001-1 San Joaquin CDIAC Number: 2006-0184 Limited tax obligation bond Multiple capital improvements, public works Spanos Park West Refunding	S:AAA/BBB+      Ins	Neg	(BC) Best Best & Krieger (FA) Public Financial (EN) FSA (TR) Wells Fargo Bank (UW) RBC Capital Markets	09-01-31 Comb	4.471 TIC

### YEARLY FISCAL STATUS REPORT INFORMATION

#### A. FUND BALANCES

<u>Year</u>	<u>Principal Amt Outstanding(\$)</u>	<u>Minimum Bond Reserve(\$)</u>	<u>Bond Reserve Fund(\$)</u>	<u>Capitalized Interest(\$)</u>	<u>Construction Fund(\$)</u>
05/06	21,635,000	1,415,053	1,415,053	0	13,009
06/07	21,330,000	1,415,053	1,415,053	0	0

#### B. TAX COLLECTION

<u>Year</u>	<u>Taxes Due(\$)</u>	<u>Taxes Unpaid(\$)</u>	<u>Percent</u>	<u>Teeter Plan</u>
05/06	1,627,331	33,931	2	No
06/07	1,455,370	58,721	4	Yes

#### C. DELINQUENT PARCELS

<u>Year</u>	<u>Reporting Date</u>	<u># of Parcels</u>	<u>Total Amount Due(\$)</u>
05/06	09-20-06	34	34,607
06/07	09-12-07	67	59,397

#### D. FORECLOSURE

<u># of Parcels</u>	<u>Total Amount of Taxes Due (\$)</u>
0	0
0	0

#### E. ASSESSED VALUE OF PARCELS

<u>Reporting Date</u>	<u>Appraisal/ Tax Roll</u>	<u>Assessed Value(\$)</u>
07-01-06	Tax Roll	456,023,470
07-01-07	Tax Roll	490,835,353

#### F. MISCELLANEOUS

Fund balances as of July 31, 2007



## 2007 MELLO-ROOS YEARLY FISCAL STATUS REPORT

<u>Date</u>	<u>Amount(\$)</u>	<u>Issuing Entity, County, Type of Debt, Purpose</u>	<u>Rating(s) Enhancmt</u>	<u>Type of Sale</u>	<u>Role, Participant</u>	<u>Maturity Date/ Type</u>	<u>Interest Rate/ Type</u>
11-06-03	\$3,250,000	Stockton CFD No 2003-1 San Joaquin CDIAC Number: 2003-1773 Limited tax obligation bond Multiple capital improvements, public works Camera Estates	NR	Neg	(BC) Jones Hall (FA) Munisoft (TR) Wells Fargo Bank (UW) Westhoff Cone	09-01-33 Comb	5.74 NIC

### YEARLY FISCAL STATUS REPORT INFORMATION

#### A. FUND BALANCES

<u>Year</u>	<u>Principal Amt Outstanding(\$)</u>	<u>Minimum Bond Reserve(\$)</u>	<u>Bond Reserve Fund(\$)</u>	<u>Capitalized Interest(\$)</u>	<u>Construction Fund(\$)</u>
03/04	3,250,000	232,448	232,353	86,927	-603
04/05	3,195,000	232,448	239,671	1	0
05/06	3,195,000	232,448	243,994	0	0
06/07	3,135,000	232,448	247,033	0	0

#### B. TAX COLLECTION

<u>Year</u>	<u>Taxes Due(\$)</u>	<u>Taxes Unpaid(\$)</u>	<u>Percent</u>	<u>Teeter Plan</u>
03/04	0	0	0	Yes
04/05	237,722	8,273	3	Yes
05/06	247,127	5,734	2	Yes
06/07	250,471	15,400	6	Yes

#### C. DELINQUENT PARCELS

<u>Year</u>	<u>Reporting Date</u>	<u># of Parcels</u>	<u>Total Amount Due(\$)</u>
03/04	04-30-04	0	0
04/05	04-21-05	22	8,273
05/06	09-20-06	12	5,734
06/07	09-12-07	31	17,120

#### D. FORECLOSURE

<u># of Parcels</u>	<u>Total Amount of Taxes Due (\$)</u>
0	0
0	0
0	0
0	0

#### E. ASSESSED VALUE OF PARCELS

<u>Reporting Date</u>	<u>Appraisal/ Tax Roll</u>	<u>Assessed Value(\$)</u>
07-01-04	Tax Roll	43,766,700
07-01-05	Tax Roll	107,362,959
07-01-06	Tax Roll	155,508,459
07-01-07	Tax Roll	156,928,647

#### F. MISCELLANEOUS

Construction Fund is (\$615.00).

Fund balances as of July 31, 2007



## 2007 MELLO-ROOS YEARLY FISCAL STATUS REPORT

<u>Date</u>	<u>Amount(\$)</u>	<u>Issuing Entity, County, Type of Debt, Purpose</u>	<u>Rating(s) Enhancmt</u>	<u>Type of Sale</u>	<u>Role, Participant</u>	<u>Maturity Date/ Type</u>	<u>Interest Rate/ Type</u>
04-11-06	\$4,090,000	Stockton CFD No 2006-1 San Joaquin CDIAC Number: 2006-0198 Limited tax obligation bond Multiple capital improvements, public works Riverbend	NR	Neg	(BC) Jones Hall (FA) Del Rio Advisors (TR) Wells Fargo Bank (UW) Citigroup Global Markets	09-01-36 Comb	4.961 NIC

### YEARLY FISCAL STATUS REPORT INFORMATION

#### A. FUND BALANCES

<u>Year</u>	<u>Principal Amt Outstanding(\$)</u>	<u>Minimum Bond Reserve(\$)</u>	<u>Bond Reserve Fund(\$)</u>	<u>Capitalized Interest(\$)</u>	<u>Construction Fund(\$)</u>
05/06	4,090,000	264,500	265,623	0	3,555,414
06/07	4,090,000	264,500	266,430	0	3,734,167

#### B. TAX COLLECTION

<u>Taxes Due(\$)</u>	<u>Taxes Unpaid(\$)</u>	<u>Percent</u>	<u>Teeter Plan</u>
0	0	0	No
265,896	4,250	2	Yes

#### C. DELINQUENT PARCELS

<u>Year</u>	<u>Reporting Date</u>	<u># of Parcels</u>	<u>Total Amount Due(\$)</u>
05/06	09-20-06	0	0
06/07	09-12-07	11	4,250

#### D. FORECLOSURE

<u># of Parcels</u>	<u>Total Amount of Taxes Due (\$)</u>
0	0
0	0

#### E. ASSESSED VALUE OF PARCELS

<u>Reporting Date</u>	<u>Appraisal/ Tax Roll</u>	<u>Assessed Value(\$)</u>
07-01-06	Tax Roll	54,564,600
07-01-07	Tax Roll	107,923,823

#### F. MISCELLANEOUS

Fund balances as of July 31, 2007



## 2007 MELLO-ROOS YEARLY FISCAL STATUS REPORT

<u>Date</u>	<u>Amount(\$)</u>	<u>Issuing Entity, County, Type of Debt, Purpose</u>	<u>Rating(s) Enhancmt</u>	<u>Type of Sale</u>	<u>Role, Participant</u>	<u>Maturity Date/ Type</u>	<u>Interest Rate/ Type</u>
06-15-05	\$6,690,000	Stockton CFD No 90-1 San Joaquin CDIAC Number: 2005-0915 Limited tax obligation bond Wastewater collection, treatment South Stockton Refunding	NR	Neg	(BC) Quint & Thimmig (FA) Del Rio Advisors (TR) Wells Fargo Bank (UW) Stinson Securities	09-01-15 Serial	4.35 TIC

### YEARLY FISCAL STATUS REPORT INFORMATION

#### A. FUND BALANCES

<u>Year</u>	<u>Principal Amt Outstanding(\$)</u>	<u>Minimum Bond Reserve(\$)</u>	<u>Bond Reserve Fund(\$)</u>	<u>Capitalized Interest(\$)</u>	<u>Construction Fund(\$)</u>
04/05	6,690,000	669,000	669,023	0	1,238
05/06	6,690,000	669,000	678,395	0	1,268
06/07	6,155,000	669,000	673,885	0	1,317

#### B. TAX COLLECTION

<u>Taxes Due(\$)</u>	<u>Taxes Unpaid(\$)</u>	<u>Percent</u>	<u>Teeter Plan</u>
1,418,505	38,784	3	Yes
924,573	13,291	1	Yes
888,996	12,421	1	Yes

#### C. DELINQUENT PARCELS

<u>Year</u>	<u>Reporting Date</u>	<u># of Parcels</u>	<u>Total Amount Due(\$)</u>
04/05	04-21-05	337	52,789
05/06	09-20-06	141	33,644
06/07	09-12-07	355	16,234

#### D. FORECLOSURE

<u># of Parcels</u>	<u>Total Amount of Taxes Due (\$)</u>
0	0
0	0
0	0

#### E. ASSESSED VALUE OF PARCELS

<u>Reporting Date</u>	<u>Appraisal/ Tax Roll</u>	<u>Assessed Value(\$)</u>
07-01-05	Tax Roll	1,334,177,421
07-01-06	Tax Roll	1,643,347,927
07-01-07	Tax Roll	1,838,940,240

#### F. MISCELLANEOUS

Fund balances as of July 31, 2007



## 2007 MELLO-ROOS YEARLY FISCAL STATUS REPORT

<u>Date</u>	<u>Amount(\$)</u>	<u>Issuing Entity, County, Type of Debt, Purpose</u>	<u>Rating(s) Enhancmt</u>	<u>Type of Sale</u>	<u>Role, Participant</u>	<u>Maturity Date/ Type</u>	<u>Interest Rate/ Type</u>
07-29-05	\$28,350,000	Stockton CFD No 90-2 San Joaquin CDIAC Number: 2005-1324 Limited tax obligation bond Multiple capital improvements, public works Brookside Estates Refunding	M:Aaa/Baa1    Ins	Neg	(BC) Best Best & Krieger (FA) Del Rio Advisors (EN) FGIC (TR) Wells Fargo Bank (UW) Stone & Youngberg	08-01-15 Serial	3.536 NIC

### YEARLY FISCAL STATUS REPORT INFORMATION

#### A. FUND BALANCES

<u>Year</u>	<u>Principal Amt Outstanding(\$)</u>	<u>Minimum Bond Reserve(\$)</u>	<u>Bond Reserve Fund(\$)</u>	<u>Capitalized Interest(\$)</u>	<u>Construction Fund(\$)</u>
04/05	28,350,000	2,835,000	2,835,000	0	689,315
05/06	28,350,000	2,835,000	2,891,724	0	15,492
06/07	25,915,000	2,835,000	2,872,887	0	126,506

#### B. TAX COLLECTION

<u>Taxes Due(\$)</u>	<u>Taxes Unpaid(\$)</u>	<u>Percent</u>	<u>Teeter Plan</u>
3,699,451	112,336	3	Yes
3,488,492	33,033	1	Yes
3,466,813	62,461	2	Yes

#### C. DELINQUENT PARCELS

<u>Year</u>	<u>Reporting Date</u>	<u># of Parcels</u>	<u>Total Amount Due(\$)</u>
04/05	04-21-05	163	130,689
05/06	09-20-06	48	48,956
06/07	09-12-07	82	84,525

#### D. FORECLOSURE

<u># of Parcels</u>	<u>Total Amount of Taxes Due (\$)</u>
0	0
0	0
2	8,874

#### E. ASSESSED VALUE OF PARCELS

<u>Reporting Date</u>	<u>Appraisal/ Tax Roll</u>	<u>Assessed Value(\$)</u>
07-01-05	Tax Roll	1,163,273,631
07-01-06	Tax Roll	1,264,096,686
06-30-07	Tax Roll	1,328,123,291

#### F. MISCELLANEOUS

Fund balances as of July 31, 2007



## 2007 MELLO-ROOS YEARLY FISCAL STATUS REPORT

<u>Date</u>	<u>Amount(\$)</u>	<u>Issuing Entity, County, Type of Debt, Purpose</u>	<u>Rating(s) Enhancmt</u>	<u>Type of Sale</u>	<u>Role, Participant</u>	<u>Maturity Date/ Type</u>	<u>Interest Rate/ Type</u>
06-13-96	\$1,960,000	Stockton CFD No 96-01 San Joaquin CDIAC Number: 1996-0188 Limited tax obligation bond Other purpose Development Fee Financing	NR    LOC	Neg	(BC) Haight & Weist (EN) Bank of America (TR) First Trust of CA (UW) Westhoff Cone	08-01-11 Serial	6.74 NIC

### YEARLY FISCAL STATUS REPORT INFORMATION

#### A. FUND BALANCES

<u>Year</u>	<u>Principal Amt Outstanding(\$)</u>	<u>Minimum Bond Reserve(\$)</u>	<u>Bond Reserve Fund(\$)</u>	<u>Capitalized Interest(\$)</u>	<u>Construction Fund(\$)</u>	<u>Taxes Due(\$)</u>	<u>Taxes Unpaid(\$)</u>	<u>Percent</u>	<u>Teeter Plan</u>
01/02	1,810,000	196,000	196,000	0	565,342	457,563	0	0	Yes
02/03	1,810,000	196,000	196,000	0	583,685	443,000	0	0	Yes
03/04	1,490,000	196,000	196,000	0	594,343	446,520	0	0	Yes
04/05	1,315,000	506,000	506,000	0	610,024	654,880	0	0	Yes
05/06	1,315,000	506,000	506,000	0	610,024	654,222	0	0	Yes
06/07	1,130,000	506,000	506,000	0	0	659,831	0	0	Yes

#### B. TAX COLLECTION

#### C. DELINQUENT PARCELS

<u>Year</u>	<u>Reporting Date</u>	<u># of Parcels</u>	<u>Total Amount Due(\$)</u>	<u># of Parcels</u>	<u>Total Amount of Taxes Due (\$)</u>	<u>Reporting Date</u>	<u>Appraisal/ Tax Roll</u>	<u>Assessed Value(\$)</u>
01/02	06-30-02	0	0	0	0	06-27-02	Tax Roll	52,458,406
02/03	09-24-03	0	0	0	0	06-30-03	Tax Roll	82,544,154
03/04	04-30-04	0	0	0	0	07-01-04	Tax Roll	84,084,904
04/05	04-21-05	0	0	0	0	07-01-05	Tax Roll	88,673,165
05/06	09-20-06	0	0	0	0	07-01-06	Tax Roll	94,248,056
06/07	09-12-07	0	0	0	0	07-01-07	Tax Roll	110,380,503

#### D. FORECLOSURE

#### E. ASSESSED VALUE OF PARCELS

#### F. MISCELLANEOUS

Reserve Fund secured by Letter of Credit.  
Fund balances as of July 31, 2007





## 2007 MELLO-ROOS YEARLY FISCAL STATUS REPORT

<u>Date</u>	<u>Amount(\$)</u>	<u>Issuing Entity, County, Type of Debt, Purpose</u>	<u>Rating(s) Enhancmt</u>	<u>Type of Sale</u>	<u>Role, Participant</u>	<u>Maturity Date/ Type</u>	<u>Interest Rate/ Type</u>
05-25-99	\$3,100,000	Stockton CFD No 96-01 San Joaquin CDIAC Number: 1999-0699 Limited tax obligation bond Multiple capital improvements, public works	NR    LOC	Neg	(BC) Robert M Haight (EN) Bank of America (TR) US Bank Corp Trust (UW) Westhoff Cone	08-01-14 Comb	5.611 NIC

### YEARLY FISCAL STATUS REPORT INFORMATION

#### A. FUND BALANCES

<u>Year</u>	<u>Principal Amt Outstanding(\$)</u>	<u>Minimum Bond Reserve(\$)</u>	<u>Bond Reserve Fund(\$)</u>	<u>Capitalized Interest(\$)</u>	<u>Construction Fund(\$)</u>
01/02	3,100,000	310,000	310,000	0	1,187,611
02/03	3,100,000	310,000	310,000	0	1,226,144
03/04	3,100,000	310,000	310,000	0	1,248,534
04/05	2,855,000	506,000	506,000	0	1,281,473
05/06	2,855,000	506,000	506,000	0	1,313,140
06/07	2,600,000	506,000	506,000	0	0

#### B. TAX COLLECTION

<u>Year</u>	<u>Taxes Due(\$)</u>	<u>Taxes Unpaid(\$)</u>	<u>Percent</u>	<u>Teeter Plan</u>
01/02	457,563	0	0	Yes
02/03	443,000	0	0	Yes
03/04	446,520	0	0	Yes
04/05	654,880	0	0	Yes
05/06	654,222	0	0	Yes
06/07	659,831	0	0	Yes

#### C. DELINQUENT PARCELS

<u>Year</u>	<u>Reporting Date</u>	<u># of Parcels</u>	<u>Total Amount Due(\$)</u>
01/02	06-30-02	0	0
02/03	09-24-03	0	0
03/04	04-30-04	0	0
04/05	04-21-05	0	0
05/06	09-20-06	0	0
06/07	09-12-07	0	0

#### D. FORECLOSURE

<u># of Parcels</u>	<u>Total Amount of Taxes Due (\$)</u>
0	0
0	0
0	0
0	0
0	0
0	0

#### E. ASSESSED VALUE OF PARCELS

<u>Reporting Date</u>	<u>Appraisal/ Tax Roll</u>	<u>Assessed Value(\$)</u>
06-27-02	Tax Roll	52,458,406
06-30-03	Tax Roll	82,544,154
07-01-04	Tax Roll	84,084,904
07-01-05	Tax Roll	88,673,165
07-01-06	Tax Roll	94,248,056
07-01-07	Tax Roll	110,380,503

#### F. MISCELLANEOUS

Reserve Fund Minimum is backed by a Letter of Credit.  
Fund balances as of July 31, 2007



## 2007 MELLO-ROOS YEARLY FISCAL STATUS REPORT

<u>Date</u>	<u>Amount(\$)</u>	<u>Issuing Entity, County, Type of Debt, Purpose</u>	<u>Rating(s) Enhancmt</u>	<u>Type of Sale</u>	<u>Role, Participant</u>	<u>Maturity Date/ Type</u>	<u>Interest Rate/ Type</u>
12-01-99	\$2,085,000	Stockton CFD No 99-02 San Joaquin CDIAC Number: 1999-1898 Limited tax obligation bond Multiple capital improvements, public works Arch Rd East	F:AA+/F1+  LOC	Neg	(BC) Cox Castle Nicholson (EN) Wells Fargo Bank (TR) US Trust Co of CA (UW) Westhoff Cone	12-01-24 Term	VAR

### YEARLY FISCAL STATUS REPORT INFORMATION

#### A. FUND BALANCES

<u>Year</u>	<u>Principal Amt Outstanding(\$)</u>	<u>Minimum Bond Reserve(\$)</u>	<u>Bond Reserve Fund(\$)</u>	<u>Capitalized Interest(\$)</u>	<u>Construction Fund(\$)</u>
01/02	2,085,000	0	0	0	297,112
02/03	2,085,000	0	0	0	299,743
03/04	2,085,000	0	0	0	64,868
04/05	1,100,000	0	0	0	65,621
05/06	835,000	0	0	0	67,736
06/07	0	0	0	0	0

#### B. TAX COLLECTION

<u>Year</u>	<u>Taxes Due(\$)</u>	<u>Taxes Unpaid(\$)</u>	<u>Percent</u>	<u>Teeter Plan</u>
01/02	68,155	0	0	No
02/03	100,020	0	0	No
03/04	69,217	0	0	No
04/05	122,551	0	0	No
05/06	164,161	0	0	No
06/07	0	0	0	Yes

#### C. DELINQUENT PARCELS

<u>Year</u>	<u>Reporting Date</u>	<u># of Parcels</u>	<u>Total Amount Due(\$)</u>
01/02	06-30-02	0	0
02/03	09-24-03	0	0
03/04	04-30-04	0	0
04/05	04-21-05	0	0
05/06	04-21-05	0	0
06/07	09-12-07	0	0

#### D. FORECLOSURE

<u># of Parcels</u>	<u>Total Amount of Taxes Due (\$)</u>
0	0
0	0
0	0
0	0
0	0
0	0

#### E. ASSESSED VALUE OF PARCELS

<u>Reporting Date</u>	<u>Appraisal/ Tax Roll</u>	<u>Assessed Value(\$)</u>
06-27-02	Tax Roll	5,482,669
06-30-03	Tax Roll	18,604,108
07-01-04	Tax Roll	42,945,417
07-01-05	Tax Roll	47,429,106
07-01-06	Tax Roll	47,429,106
07-01-07	Tax Roll	60,414,344

#### F. MISCELLANEOUS

Reserve Fund Minimum & Bond Reserve Fund are backed by a Letter of Credit.  
Fund balances as of July 31, 2007



## 2007 MELLO-ROOS YEARLY FISCAL STATUS REPORT

<u>Date</u>	<u>Amount(\$)</u>	<u>Issuing Entity, County, Type of Debt, Purpose</u>	<u>Rating(s) Enhancmt</u>	<u>Type of Sale</u>	<u>Role, Participant</u>	<u>Maturity Date/ Type</u>	<u>Interest Rate/ Type</u>
02-20-02	\$6,200,000	Stockton CFD No 99-02 San Joaquin CDIAC Number: 2001-1904 Limited tax obligation bond Multiple capital improvements, public works Arch Rd East	F:AA/F1+  LOC	Neg	(BC) Jones Hall (EN) Wells Fargo Bank (TR) BNY Western Trust (UW) Westhoff Cone	12-01-24 Term	VAR

### YEARLY FISCAL STATUS REPORT INFORMATION

#### A. FUND BALANCES

<u>Year</u>	<u>Principal Amt Outstanding(\$)</u>	<u>Minimum Bond Reserve(\$)</u>	<u>Bond Reserve Fund(\$)</u>	<u>Capitalized Interest(\$)</u>	<u>Construction Fund(\$)</u>
01/02	6,200,000	0	0	0	5,551,567
02/03	6,200,000	0	0	3,780	5,591,919
03/04	5,670,000	0	0	3,791	5,605,142
04/05	4,370,000	0	0	0	5,670,078
05/06	3,335,000	0	0	0	5,856,635
06/07	0	0	0	0	0

#### B. TAX COLLECTION

<u>Year</u>	<u>Taxes Due(\$)</u>	<u>Taxes Unpaid(\$)</u>	<u>Percent</u>	<u>Teeter Plan</u>
01/02	68,155	0	0	No
02/03	100,020	0	0	No
03/04	69,217	0	0	No
04/05	122,551	0	0	No
05/06	164,161	0	0	No
06/07	0	0	0	Yes

#### C. DELINQUENT PARCELS

<u>Year</u>	<u>Reporting Date</u>	<u># of Parcels</u>	<u>Total Amount Due(\$)</u>
01/02	06-30-02	0	0
02/03	09-24-03	0	0
03/04	04-30-04	0	0
04/05	04-21-05	0	0
05/06	04-21-05	0	0
06/07	09-12-07	0	0

#### D. FORECLOSURE

<u># of Parcels</u>	<u>Total Amount of Taxes Due (\$)</u>
0	0
0	0
0	0
0	0
0	0
0	0

#### E. ASSESSED VALUE OF PARCELS

<u>Reporting Date</u>	<u>Appraisal/ Tax Roll</u>	<u>Assessed Value(\$)</u>
06-27-02	Tax Roll	5,482,669
06-30-03	Tax Roll	18,604,108
07-01-04	Tax Roll	42,945,417
07-01-05	Tax Roll	47,429,106
07-01-06	Tax Roll	47,429,106
07-01-07	Tax Roll	60,414,344

#### F. MISCELLANEOUS

Reserve Fund Minimum & Bond Reserve Fund are backed by a Letter of Credit.  
Fund balances as of July 31, 2007



## 2007 MELLO-ROOS YEARLY FISCAL STATUS REPORT

<u>Date</u>	<u>Amount(\$)</u>	<u>Issuing Entity, County, Type of Debt, Purpose</u>	<u>Rating(s) Enhancmt</u>	<u>Type of Sale</u>	<u>Role, Participant</u>	<u>Maturity Date/ Type</u>	<u>Interest Rate/ Type</u>
04-23-97	\$17,890,000	Stockton Public Financing Authority CFD No 90-4 San Joaquin CDIAC Number: 1997-0825 Limited tax obligation bond Multiple capital improvements, public works Spanos Park Refunding	NR	Neg	(BC) Orrick Herrington (TR) First Trust of CA (UW) Stockton PFA	09-02-16 Serial	6.125 NIC

### YEARLY FISCAL STATUS REPORT INFORMATION

#### A. FUND BALANCES

<u>Year</u>	<u>Principal Amt Outstanding(\$)</u>	<u>Minimum Bond Reserve(\$)</u>	<u>Bond Reserve Fund(\$)</u>	<u>Capitalized Interest(\$)</u>	<u>Construction Fund(\$)</u>
01/02	14,185,000	0	0	0	8,711
02/03	14,185,000	0	0	0	8,993
03/04	12,770,000	0	0	0	9,157
04/05	12,010,000	82	0	0	9,399
05/06	12,010,000	0	0	0	9,631
06/07	10,880,000	0	0	0	10,007

#### B. TAX COLLECTION

<u>Year</u>	<u>Taxes Due(\$)</u>	<u>Taxes Unpaid(\$)</u>	<u>Percent</u>	<u>Teeter Plan</u>
01/02	1,594,213	37,489	2	Yes
02/03	1,590,497	43,105	3	Yes
03/04	1,600,763	93,298	6	Yes
04/05	1,608,387	78,893	5	Yes
05/06	1,614,471	34,239	2	Yes
06/07	1,581,479	72,755	5	Yes

#### C. DELINQUENT PARCELS

<u>Year</u>	<u>Reporting Date</u>	<u># of Parcels</u>	<u>Total Amount Due(\$)</u>
01/02	06-30-02	68	43,793
02/03	09-24-03	70	57,740
03/04	04-30-04	163	114,603
04/05	04-21-05	157	95,794
05/06	09-20-06	54	46,179
06/07	09-12-07	122	94,736

#### D. FORECLOSURE

<u># of Parcels</u>	<u>Total Amount of Taxes Due (\$)</u>
0	0
0	0
5	8,511
0	0
0	0
0	0

#### E. ASSESSED VALUE OF PARCELS

<u>Reporting Date</u>	<u>Appraisal/ Tax Roll</u>	<u>Assessed Value(\$)</u>
06-27-02	Tax Roll	333,984,045
06-30-03	Tax Roll	389,610,586
07-01-04	Tax Roll	417,334,068
07-01-05	Tax Roll	492,130,939
07-01-06	Tax Roll	570,473,162
07-01-07	Tax Roll	639,951,904

#### F. MISCELLANEOUS

Reserve Fund Minimum & Bond Reserve are backed by a Letter of Credit.  
Fund balances as of July 31, 2007



## 2007 MELLO-ROOS YEARLY FISCAL STATUS REPORT

<u>Date</u>	<u>Amount(\$)</u>	<u>Issuing Entity, County, Type of Debt, Purpose</u>	<u>Rating(s) Enhancmt</u>	<u>Type of Sale</u>	<u>Role, Participant</u>	<u>Maturity Date/ Type</u>	<u>Interest Rate/ Type</u>
02-08-96	\$6,410,000	Tracy Area Public Facilities Financing Agency CFD No 1987-1 San Joaquin CDIAC Number: 1995-1474 Limited tax obligation bond K-12 school facility Series G	S:AAA M:Aaa    Ins	Neg	(BC) Orrick Herrington (EN) MBIA Corp (TR) First Trust of CA (UW) Stone & Youngberg	10-01-21 Term	5.562 NIC

### YEARLY FISCAL STATUS REPORT INFORMATION

#### A. FUND BALANCES

<u>Year</u>	<u>Principal Amt Outstanding(\$)</u>	<u>Minimum Bond Reserve(\$)</u>	<u>Bond Reserve Fund(\$)</u>	<u>Capitalized Interest(\$)</u>	<u>Construction Fund(\$)</u>
01/02	6,410,000	4,555,519	4,922,469	0	0
02/03	6,410,000	4,908,069	4,908,080	0	0
03/04	6,410,000	4,908,069	4,908,080	0	0
04/05	6,410,000	4,908,069	4,908,080	0	0
05/06	6,410,000	4,908,069	4,908,080	0	0
06/07	6,345,000	4,833,019	4,969,489	0	0

#### B. TAX COLLECTION

<u>Taxes Due(\$)</u>	<u>Taxes Unpaid(\$)</u>	<u>Percent</u>	<u>Teeter Plan</u>
1,853,539	87,472	5	Yes
1,495,458	81,932	5	Yes
1,549,301	96,306	6	Yes
1,564,535	67,416	4	Yes
1,550,854	39,106	3	Yes
1,517,508	89,473	6	Yes

#### C. DELINQUENT PARCELS

<u>Year</u>	<u>Reporting Date</u>	<u># of Parcels</u>	<u>Total Amount Due(\$)</u>
01/02	05-16-02	332	172,333
02/03	09-24-03	405	186,435
03/04	04-30-04	653	181,358
04/05	10-20-05	609	134,628
05/06	09-20-06	241	89,420
06/07	09-12-07	507	152,893

#### D. FORECLOSURE

<u># of Parcels</u>	<u>Total Amount of Taxes Due (\$)</u>
0	0
0	0
0	0
0	0
0	0
0	0

#### E. ASSESSED VALUE OF PARCELS

<u>Reporting Date</u>	<u>Appraisal/ Tax Roll</u>	<u>Assessed Value(\$)</u>
06-27-02	Tax Roll	1,572,408,308
	Tax Roll	1,782,649,390
07-01-04	Tax Roll	1,926,560,137
07-01-05	Tax Roll	2,103,941,763
07-13-06	Tax Roll	2,406,522,601
07-11-07	Tax Roll	2,478,299,225

#### F. MISCELLANEOUS



## 2007 MELLO-ROOS YEARLY FISCAL STATUS REPORT

<u>Date</u>	<u>Amount(\$)</u>	<u>Issuing Entity, County, Type of Debt, Purpose</u>	<u>Rating(s) Enhancmt</u>	<u>Type of Sale</u>	<u>Role, Participant</u>	<u>Maturity Date/ Type</u>	<u>Interest Rate/ Type</u>
03-28-96	\$58,325,000	Tracy Area Public Facilities Financing Agency CFD No 1987-1 San Joaquin CDIAC Number: 1996-0214 Limited tax obligation bond K-12 school facility Series H Refunding	S:AAA M:Aaa    Ins	Neg	(BC) Orrick Herrington (EN) MBIA Corp (TR) First Trust of CA (UW) Stone & Youngberg	10-01-19 Comb	5.825 NIC

### YEARLY FISCAL STATUS REPORT INFORMATION

#### A. FUND BALANCES

<u>Year</u>	<u>Principal Amt Outstanding(\$)</u>	<u>Minimum Bond Reserve(\$)</u>	<u>Bond Reserve Fund(\$)</u>	<u>Capitalized Interest(\$)</u>	<u>Construction Fund(\$)</u>	<u>Taxes Due(\$)</u>	<u>Taxes Unpaid(\$)</u>	<u>Percent</u>	<u>Teeter Plan</u>
01/02	47,090,000	4,555,519	4,922,469	0	0	1,853,538	87,472	5	Yes
02/03	47,090,000	4,908,069	4,908,080	0	0	1,495,458	81,932	5	Yes
03/04	43,210,000	4,908,069	4,908,080	0	0	1,549,301	96,306	6	Yes
04/05	41,125,000	4,908,069	4,908,080	0	0	1,564,535	67,416	4	Yes
05/06	41,125,000	4,908,069	4,908,080	0	0	1,550,854	39,106	3	Yes
06/07	38,325,000	4,833,019	4,969,489	0	0	1,517,508	89,473	6	Yes

#### B. TAX COLLECTION

#### C. DELINQUENT PARCELS

<u>Year</u>	<u>Reporting Date</u>	<u># of Parcels</u>	<u>Total Amount Due(\$)</u>	<u># of Parcels</u>	<u>Total Amount of Taxes Due (\$)</u>	<u>Reporting Date</u>	<u>Appraisal/ Tax Roll</u>	<u>Assessed Value(\$)</u>
01/02	05-16-02	332	172,333	0	0	06-27-02	Tax Roll	1,572,408,308
02/03	09-24-03	405	186,435	0	0	06-30-03	Tax Roll	1,782,649,390
03/04	04-30-04	653	181,358	0	0	07-01-04	Tax Roll	1,926,560,137
04/05	10-20-05	609	134,628	0	0	07-01-05	Tax Roll	2,103,941,763
05/06	09-20-06	241	89,420	0	0	07-13-06	Tax Roll	2,406,522,601
06/07	09-12-07	507	152,893	0	0	07-11-07	Tax Roll	2,478,299,225

#### D. FORECLOSURE

#### E. ASSESSED VALUE OF PARCELS

#### F. MISCELLANEOUS



## 2007 MELLO-ROOS YEARLY FISCAL STATUS REPORT

<u>Date</u>	<u>Amount(\$)</u>	<u>Issuing Entity, County, Type of Debt, Purpose</u>	<u>Rating(s) Enhancmt</u>	<u>Type of Sale</u>	<u>Role, Participant</u>	<u>Maturity Date/ Type</u>	<u>Interest Rate/ Type</u>
07-22-03	\$14,185,000	Tracy CFD No 1989-1 San Joaquin CDIAC Number: 2003-0744 Limited tax obligation bond Multiple capital improvements, public works Northeast Area Sr Series A Refunding	S:AAA M:Aaa  Ins	Comp	(BC) Jones Hall (FA) Public Financial (EN) FSA (TR) BNY Western Trust (UW) Citigroup Global Markets	09-01-20 Serial	5.014 TIC

### YEARLY FISCAL STATUS REPORT INFORMATION

#### A. FUND BALANCES

<u>Year</u>	<u>Principal Amt Outstanding(\$)</u>	<u>Minimum Bond Reserve(\$)</u>	<u>Bond Reserve Fund(\$)</u>	<u>Capitalized Interest(\$)</u>	<u>Construction Fund(\$)</u>
03/04	13,570,000	1,163,468	1,195,284	0	0
04/05	12,900,000	1,163,468	1,191,471	0	0
05/06	12,900,000	1,163,468	1,192,121	0	0
06/07	12,220,000	1,163,468	1,192,303	0	0

#### B. TAX COLLECTION

<u>Taxes Due(\$)</u>	<u>Taxes Unpaid(\$)</u>	<u>Percent</u>	<u>Teeter Plan</u>
1,381,490	10,045	1	Yes
1,211,565	61,916	5	Yes
1,196,227	0	0	Yes
1,214,804	0	0	Yes

#### C. DELINQUENT PARCELS

<u>Year</u>	<u>Reporting Date</u>	<u># of Parcels</u>	<u>Total Amount Due(\$)</u>
03/04	04-30-04	1	10,045
04/05	04-21-05	7	71,961
05/06	09-20-06	0	0
06/07	09-12-07	0	0

#### D. FORECLOSURE

<u># of Parcels</u>	<u>Total Amount of Taxes Due (\$)</u>
0	0
0	0
0	0
0	0

#### E. ASSESSED VALUE OF PARCELS

<u>Reporting Date</u>	<u>Appraisal/ Tax Roll</u>	<u>Assessed Value(\$)</u>
07-01-04	Tax Roll	200,864,783
07-01-05	Tax Roll	203,362,584
07-13-06	Tax Roll	219,523,954
07-11-07	Tax Roll	233,091,090

#### F. MISCELLANEOUS



## 2007 MELLO-ROOS YEARLY FISCAL STATUS REPORT

<u>Date</u>	<u>Amount(\$)</u>	<u>Issuing Entity, County, Type of Debt, Purpose</u>	<u>Rating(s) Enhancmt</u>	<u>Type of Sale</u>	<u>Role, Participant</u>	<u>Maturity Date/ Type</u>	<u>Interest Rate/ Type</u>
07-22-03	\$1,325,000	Tracy CFD No 1989-1 San Joaquin CDIAC Number: 2003-0745 Limited tax obligation bond Multiple capital improvements, public works Northeast Area Jr Series B Refunding	NR	Comp	(BC) Jones Hall (FA) Public Financial (TR) BNY Western Trust (UW) Citigroup Global Markets	09-01-20 Serial	5.014 TIC

### YEARLY FISCAL STATUS REPORT INFORMATION

#### A. FUND BALANCES

<u>Year</u>	<u>Principal Amt Outstanding(\$)</u>	<u>Minimum Bond Reserve(\$)</u>	<u>Bond Reserve Fund(\$)</u>	<u>Capitalized Interest(\$)</u>	<u>Construction Fund(\$)</u>
03/04	1,270,000	119,530	119,544	0	0
04/05	1,215,000	119,530	121,652	0	0
05/06	1,215,000	119,530	126,280	0	0
06/07	1,155,000	119,530	132,733	0	0

#### B. TAX COLLECTION

<u>Taxes Due(\$)</u>	<u>Taxes Unpaid(\$)</u>	<u>Percent</u>	<u>Teeter Plan</u>
1,381,490	10,045	1	Yes
1,211,565	61,916	5	Yes
1,196,227	0	0	Yes
1,214,804	0	0	Yes

#### C. DELINQUENT PARCELS

<u>Year</u>	<u>Reporting Date</u>	<u># of Parcels</u>	<u>Total Amount Due(\$)</u>
03/04	04-30-04	1	10,045
04/05	04-21-05	7	71,961
05/06	09-20-06	0	0
06/07	09-12-07	0	0

#### D. FORECLOSURE

<u># of Parcels</u>	<u>Total Amount of Taxes Due (\$)</u>
0	0
0	0
0	0
0	0

#### E. ASSESSED VALUE OF PARCELS

<u>Reporting Date</u>	<u>Appraisal/ Tax Roll</u>	<u>Assessed Value(\$)</u>
07-01-04	Tax Roll	200,864,783
07-01-05	Tax Roll	203,362,584
07-13-06	Tax Roll	219,523,954
07-11-07	Tax Roll	233,091,090

#### F. MISCELLANEOUS





## 2007 MELLO-ROOS YEARLY FISCAL STATUS REPORT

<u>Date</u>	<u>Amount(\$)</u>	<u>Issuing Entity, County, Type of Debt, Purpose</u>	<u>Rating(s) Enhancmt</u>	<u>Type of Sale</u>	<u>Role, Participant</u>	<u>Maturity Date/ Type</u>	<u>Interest Rate/ Type</u>
12-14-05	\$14,585,000	Tracy CFD No 2000-1 San Joaquin CDIAC Number: 2005-2040 Limited tax obligation bond Multiple capital improvements, public works Presidio Planning Area	NR	Neg	(BC) Jones Hall (TR) The Bank of NY Trust Co (UW) Tracy Oper Ptrs JPA	09-01-35 Serial	4.799 TIC

### YEARLY FISCAL STATUS REPORT INFORMATION

#### A. FUND BALANCES

<u>Year</u>	<u>Principal Amt Outstanding(\$)</u>	<u>Minimum Bond Reserve(\$)</u>	<u>Bond Reserve Fund(\$)</u>	<u>Capitalized Interest(\$)</u>	<u>Construction Fund(\$)</u>
05/06	14,585,000	0	1	0	0
06/07	14,265,000	0	1	0	0

#### B. TAX COLLECTION

<u>Year</u>	<u>Taxes Due(\$)</u>	<u>Taxes Unpaid(\$)</u>	<u>Percent</u>	<u>Teeter Plan</u>
05/06	784,688	34,997	4	No
06/07	838,783	60,240	7	Yes

#### C. DELINQUENT PARCELS

<u>Year</u>	<u>Reporting Date</u>	<u># of Parcels</u>	<u>Total Amount Due(\$)</u>
05/06	09-20-06	31	37,432
06/07	09-12-07	48	76,765

#### D. FORECLOSURE

<u># of Parcels</u>	<u>Total Amount of Taxes Due (\$)</u>
0	0
0	0

#### E. ASSESSED VALUE OF PARCELS

<u>Reporting Date</u>	<u>Appraisal/ Tax Roll</u>	<u>Assessed Value(\$)</u>
07-13-06	Tax Roll	278,354,091
07-11-07	Tax Roll	285,098,995

#### F. MISCELLANEOUS



## 2007 MELLO-ROOS YEARLY FISCAL STATUS REPORT

<u>Date</u>	<u>Amount(\$)</u>	<u>Issuing Entity, County, Type of Debt, Purpose</u>	<u>Rating(s) Enhancmt</u>	<u>Type of Sale</u>	<u>Role, Participant</u>	<u>Maturity Date/ Type</u>	<u>Interest Rate/ Type</u>
06-30-06	\$10,660,000	Tracy CFD No 2006-01 San Joaquin CDIAC Number: 2006-0126 Limited tax obligation bond Multiple capital improvements, public works NEI Phase II	NR	Neg	(BC) Jones Hall (TR) The Bank of NY Trust Co (UW) Stone & Youngberg	09-01-36 Comb	5.872 TIC

### YEARLY FISCAL STATUS REPORT INFORMATION

#### A. FUND BALANCES

<u>Year</u>	<u>Principal Amt Outstanding(\$)</u>	<u>Minimum Bond Reserve(\$)</u>	<u>Bond Reserve Fund(\$)</u>	<u>Capitalized Interest(\$)</u>	<u>Construction Fund(\$)</u>
06/07	10,660,000	1,027,129	1,035,781	0	0

#### B. TAX COLLECTION

<u>Taxes Due(\$)</u>	<u>Taxes Unpaid(\$)</u>	<u>Percent</u>	<u>Teeter Plan</u>
731,462	0	0	Yes

#### C. DELINQUENT PARCELS

<u>Year</u>	<u>Reporting Date</u>	<u># of Parcels</u>	<u>Total Amount Due(\$)</u>
06/07	09-12-07	0	0

#### D. FORECLOSURE

<u># of Parcels</u>	<u>Total Amount of Taxes Due (\$)</u>
0	0

#### E. ASSESSED VALUE OF PARCELS

<u>Reporting Date</u>	<u>Appraisal/ Tax Roll</u>	<u>Assessed Value(\$)</u>
07-11-07	Tax Roll	14,783,040

#### F. MISCELLANEOUS



## 2007 MELLO-ROOS YEARLY FISCAL STATUS REPORT

<u>Date</u>	<u>Amount(\$)</u>	<u>Issuing Entity, County, Type of Debt, Purpose</u>	<u>Rating(s) Enhancmt</u>	<u>Type of Sale</u>	<u>Role, Participant</u>	<u>Maturity Date/ Type</u>	<u>Interest Rate/ Type</u>
11-04-96	\$1,385,000	Tracy CFD No 93-1 San Joaquin CDIAC Number: 1996-1354 Limited tax obligation bond Multiple capital improvements, public works I-205 Parcel G-17	NR	Comp	(BC) Orrick Herrington (FA) Seidler-Fitzgerald (TR) First Trust of CA (UW) Stone & Youngberg	09-01-26 Comb	6.224 NIC

### YEARLY FISCAL STATUS REPORT INFORMATION

#### A. FUND BALANCES

<u>Year</u>	<u>Principal Amt Outstanding(\$)</u>	<u>Minimum Bond Reserve(\$)</u>	<u>Bond Reserve Fund(\$)</u>	<u>Capitalized Interest(\$)</u>	<u>Construction Fund(\$)</u>
01/02	1,295,000	108,350	108,430	0	0
03/04	1,245,000	108,350	108,451	0	0
04/05	1,215,000	108,350	109,648	0	0
06/07	1,185,000	108,350	109,740	0	0

#### B. TAX COLLECTION

<u>Year</u>	<u>Taxes Due(\$)</u>	<u>Taxes Unpaid(\$)</u>	<u>Percent</u>	<u>Teeter Plan</u>
01/02	169,081	7,011	4	Yes
03/04	362,263	18,051	5	Yes
04/05	362,263	0	0	Yes
06/07	362,263	0	0	Yes

#### C. DELINQUENT PARCELS

<u>Year</u>	<u>Reporting Date</u>	<u># of Parcels</u>	<u>Total Amount Due(\$)</u>
01/02	05-16-02	1	7,011
03/04	04-30-04	1	18,051
04/05	04-21-05	0	0
06/07	09-12-07	0	0

#### D. FORECLOSURE

<u># of Parcels</u>	<u>Total Amount of Taxes Due (\$)</u>
0	0
0	0
0	0
0	0

#### E. ASSESSED VALUE OF PARCELS

<u>Reporting Date</u>	<u>Appraisal/ Tax Roll</u>	<u>Assessed Value(\$)</u>
06-27-02	Tax Roll	8,519,965
07-01-04	Tax Roll	17,900,807
07-01-05	Tax Roll	22,498,654
07-11-07	Tax Roll	38,816,706

#### F. MISCELLANEOUS



## 2007 MELLO-ROOS YEARLY FISCAL STATUS REPORT

<u>Date</u>	<u>Amount(\$)</u>	<u>Issuing Entity, County, Type of Debt, Purpose</u>	<u>Rating(s) Enhancmt</u>	<u>Type of Sale</u>	<u>Role, Participant</u>	<u>Maturity Date/ Type</u>	<u>Interest Rate/ Type</u>
11-07-02	\$2,165,000	Tracy CFD No 93-1 San Joaquin CDIAC Number: 2002-1828 Limited tax obligation bond Multiple capital improvements, public works I-205 Parcel GL-17	NR	Neg	(BC) Jones Hall (TR) BNY Western Trust (UW) Stone & Youngberg	09-01-32 Comb	6.245 NIC

### YEARLY FISCAL STATUS REPORT INFORMATION

#### A. FUND BALANCES

<u>Year</u>	<u>Principal Amt Outstanding(\$)</u>	<u>Minimum Bond Reserve(\$)</u>	<u>Bond Reserve Fund(\$)</u>	<u>Capitalized Interest(\$)</u>	<u>Construction Fund(\$)</u>
02/03	2,165,000	212,470	214,279	0	1,809,863
03/04	2,100,000	213,527	216,231	0	0
04/05	2,075,000	213,527	218,789	0	0
05/06	2,075,000	214,455	228,849	0	0
06/07	2,055,000	216,500	240,740	0	0

#### B. TAX COLLECTION

<u>Year</u>	<u>Taxes Due(\$)</u>	<u>Taxes Unpaid(\$)</u>	<u>Percent</u>	<u>Teeter Plan</u>
02/03	361,185	206,385	57	Yes
03/04	362,263	18,051	5	Yes
04/05	362,263	0	0	Yes
05/06	362,263	0	0	Yes
06/07	362,263	0	0	Yes

#### C. DELINQUENT PARCELS

<u>Year</u>	<u>Reporting Date</u>	<u># of Parcels</u>	<u>Total Amount Due(\$)</u>
02/03	09-24-03	12	213,396
03/04	04-30-04	1	18,051
04/05	04-21-05	0	0
05/06	09-20-06	0	0
06/07	09-12-07	0	0

#### D. FORECLOSURE

<u># of Parcels</u>	<u>Total Amount of Taxes Due (\$)</u>
0	0
0	0
0	0
0	0
0	0

#### E. ASSESSED VALUE OF PARCELS

<u>Reporting Date</u>	<u>Appraisal/ Tax Roll</u>	<u>Assessed Value(\$)</u>
06-30-03	Tax Roll	15,030,441
07-01-04	Tax Roll	17,900,807
07-01-05	Tax Roll	22,498,654
07-13-06	Tax Roll	29,348,314
07-11-07	Tax Roll	38,816,706

#### F. MISCELLANEOUS



## 2007 MELLO-ROOS YEARLY FISCAL STATUS REPORT

<u>Date</u>	<u>Amount(\$)</u>	<u>Issuing Entity, County, Type of Debt, Purpose</u>	<u>Rating(s) Enhancmt</u>	<u>Type of Sale</u>	<u>Role, Participant</u>	<u>Maturity Date/ Type</u>	<u>Interest Rate/ Type</u>
08-04-05	\$65,945,000	Tracy CFD No 98-1 San Joaquin CDIAC Number: 2005-1432 Limited tax obligation bond Multiple capital improvements, public works Plan C Properties Refunding	NR	Neg	(BC) Jones Hall (FA) John C Fitzgerald & Assoc (TR) The Bank of NY Trust Co (UW) Tracy Oper Ptrs JPA	08-01-28 Serial	5.192 NIC

### YEARLY FISCAL STATUS REPORT INFORMATION

#### A. FUND BALANCES

<u>Year</u>	<u>Principal Amt Outstanding(\$)</u>	<u>Minimum Bond Reserve(\$)</u>	<u>Bond Reserve Fund(\$)</u>	<u>Capitalized Interest(\$)</u>	<u>Construction Fund(\$)</u>
05/06	65,945,000	1,189,500	96,607	0	0
06/07	64,750,000	1,189,500	100,761	0	0

#### B. TAX COLLECTION

<u>Taxes Due(\$)</u>	<u>Taxes Unpaid(\$)</u>	<u>Percent</u>	<u>Teeter Plan</u>
4,147,801	107,694	3	Yes
4,322,076	277,143	6	Yes

#### C. DELINQUENT PARCELS

<u>Year</u>	<u>Reporting Date</u>	<u># of Parcels</u>	<u>Total Amount Due(\$)</u>
05/06	09-20-06	156	128,091
06/07	09-12-07	325	339,072

#### D. FORECLOSURE

<u># of Parcels</u>	<u>Total Amount of Taxes Due (\$)</u>
0	0
0	0

#### E. ASSESSED VALUE OF PARCELS

<u>Reporting Date</u>	<u>Appraisal/ Tax Roll</u>	<u>Assessed Value(\$)</u>
07-13-06	Tax Roll	1,953,935,714
07-11-07	Tax Roll	2,046,399,766

#### F. MISCELLANEOUS



## 2007 MELLO-ROOS YEARLY FISCAL STATUS REPORT

<u>Date</u>	<u>Amount(\$)</u>	<u>Issuing Entity, County, Type of Debt, Purpose</u>	<u>Rating(s) Enhancmt</u>	<u>Type of Sale</u>	<u>Role, Participant</u>	<u>Maturity Date/ Type</u>	<u>Interest Rate/ Type</u>
08-04-05	\$3,660,000	Tracy CFD No 98-3 San Joaquin CDIAC Number: 2005-1433 Limited tax obligation bond Multiple capital improvements, public works Plan C Development Agreements Refunding	NR	Neg	(BC) Jones Hall (FA) John C Fitzgerald & Assoc (TR) The Bank of NY Trust Co (UW) Tracy Oper Ptrs JPA	08-01-35 Serial	5.1 NIC

### YEARLY FISCAL STATUS REPORT INFORMATION

#### A. FUND BALANCES

<u>Year</u>	<u>Principal Amt Outstanding(\$)</u>	<u>Minimum Bond Reserve(\$)</u>	<u>Bond Reserve Fund(\$)</u>	<u>Capitalized Interest(\$)</u>	<u>Construction Fund(\$)</u>
05/06	3,660,000	261,216	261,216	0	0
06/07	3,520,000	227,869	227,869	0	0

#### B. TAX COLLECTION

<u>Taxes Due(\$)</u>	<u>Taxes Unpaid(\$)</u>	<u>Percent</u>	<u>Teeter Plan</u>
345,320	14,240	4	Yes
349,200	33,300	10	Yes

#### C. DELINQUENT PARCELS

<u>Year</u>	<u>Reporting Date</u>	<u># of Parcels</u>	<u>Total Amount Due(\$)</u>
05/06	09-20-06	22	15,011
06/07	09-12-07	42	40,301

#### D. FORECLOSURE

<u># of Parcels</u>	<u>Total Amount of Taxes Due (\$)</u>
0	0
0	0

#### E. ASSESSED VALUE OF PARCELS

<u>Reporting Date</u>	<u>Appraisal/ Tax Roll</u>	<u>Assessed Value(\$)</u>
07-13-06	Tax Roll	155,647,430
07-11-07	Tax Roll	160,985,762

#### F. MISCELLANEOUS



## 2007 MELLO-ROOS YEARLY FISCAL STATUS REPORT

<u>Date</u>	<u>Amount(\$)</u>	<u>Issuing Entity, County, Type of Debt, Purpose</u>	<u>Rating(s) Enhancmt</u>	<u>Type of Sale</u>	<u>Role, Participant</u>	<u>Maturity Date/ Type</u>	<u>Interest Rate/ Type</u>
12-06-04	\$9,635,000	Tracy CFD No 99-1 San Joaquin CDIAC Number: 2004-1876 Limited tax obligation bond Multiple capital improvements, public works Northeast Industrial Area Refunding	NR	Comp	(BC) Jones Hall (FA) John C Fitzgerald & Assoc (TR) The Bank of NY Trust Co (UW) Stone & Youngberg	09-01-24 Serial	4.817 NIC

### YEARLY FISCAL STATUS REPORT INFORMATION

#### A. FUND BALANCES

<u>Year</u>	<u>Principal Amt Outstanding(\$)</u>	<u>Minimum Bond Reserve(\$)</u>	<u>Bond Reserve Fund(\$)</u>	<u>Capitalized Interest(\$)</u>	<u>Construction Fund(\$)</u>
04/05	9,250,000	760,500	781,894	0	0
05/06	9,250,000	760,500	760,540	0	0
06/07	8,930,000	760,500	760,534	0	0

#### B. TAX COLLECTION

<u>Taxes Due(\$)</u>	<u>Taxes Unpaid(\$)</u>	<u>Percent</u>	<u>Teeter Plan</u>
854,601	0	0	Yes
740,081	0	0	Yes
738,972	0	0	Yes

#### C. DELINQUENT PARCELS

<u>Year</u>	<u>Reporting Date</u>	<u># of Parcels</u>	<u>Total Amount Due(\$)</u>
04/05	04-21-05	0	0
05/06	09-20-06	0	0
06/07	09-12-07	0	0

#### D. FORECLOSURE

<u># of Parcels</u>	<u>Total Amount of Taxes Due (\$)</u>
0	0
0	0
0	0

#### E. ASSESSED VALUE OF PARCELS

<u>Reporting Date</u>	<u>Appraisal/ Tax Roll</u>	<u>Assessed Value(\$)</u>
07-01-05	Tax Roll	57,912,151
07-13-06	Tax Roll	93,274,527
07-11-07	Tax Roll	87,470,665

#### F. MISCELLANEOUS



## 2007 MELLO-ROOS YEARLY FISCAL STATUS REPORT

<u>Date</u>	<u>Amount(\$)</u>	<u>Issuing Entity, County, Type of Debt, Purpose</u>	<u>Rating(s) Enhancmt</u>	<u>Type of Sale</u>	<u>Role, Participant</u>	<u>Maturity Date/ Type</u>	<u>Interest Rate/ Type</u>
04-11-00	\$3,835,000	Tracy CFD No 99-2 San Joaquin CDIAC Number: 2000-0193 Limited tax obligation bond Multiple capital improvements, public works S MacArthur Planning Area	NR	Comp	(BC) Jones Hall (FA) Seidler-Fitzgerald (TR) BNY Western Trust (UW) Prudential Sec Inc	09-01-25 Comb	6.527 NIC

### YEARLY FISCAL STATUS REPORT INFORMATION

#### A. FUND BALANCES

<u>Year</u>	<u>Principal Amt Outstanding(\$)</u>	<u>Minimum Bond Reserve(\$)</u>	<u>Bond Reserve Fund(\$)</u>	<u>Capitalized Interest(\$)</u>	<u>Construction Fund(\$)</u>
01/02	3,835,000	383,500	409,817	13,383	1,904,709
02/03	3,835,000	383,500	412,018	0	1,797,562
03/04	3,790,000	383,500	412,141	0	2,179
04/05	3,765,000	383,500	419,405	0	0
05/06	3,765,000	383,500	463,483	0	0
06/07	3,730,000	383,500	465,965	0	0

#### B. TAX COLLECTION

<u>Year</u>	<u>Taxes Due(\$)</u>	<u>Taxes Unpaid(\$)</u>	<u>Percent</u>	<u>Teeter Plan</u>
01/02	143,717	3,048	2	Yes
02/03	754,458	15,930	2	Yes
03/04	732,023	21,610	3	Yes
04/05	773,268	35,951	5	Yes
05/06	777,312	26,755	3	Yes
06/07	817,506	54,128	7	Yes

#### C. DELINQUENT PARCELS

<u>Year</u>	<u>Reporting Date</u>	<u># of Parcels</u>	<u>Total Amount Due(\$)</u>
01/02	06-30-02	3	3,048
02/03	09-24-03	10	16,622
03/04	04-30-04	20	33,425
04/05	04-21-05	33	53,735
05/06	09-20-06	20	47,011
06/07	09-12-07	38	84,162

#### D. FORECLOSURE

<u># of Parcels</u>	<u>Total Amount of Taxes Due (\$)</u>
0	0
0	0
0	0
0	0
0	0
0	0

#### E. ASSESSED VALUE OF PARCELS

<u>Reporting Date</u>	<u>Appraisal/ Tax Roll</u>	<u>Assessed Value(\$)</u>
06-27-02	Tax Roll	34,823,631
06-30-03	Tax Roll	90,453,463
07-01-04	Tax Roll	121,238,836
07-01-05	Tax Roll	193,483,181
07-13-06	Tax Roll	278,695,522
07-11-07	Tax Roll	299,488,318

#### F. MISCELLANEOUS





## 2007 MELLO-ROOS YEARLY FISCAL STATUS REPORT

<u>Date</u>	<u>Amount(\$)</u>	<u>Issuing Entity, County, Type of Debt, Purpose</u>	<u>Rating(s) Enhancmt</u>	<u>Type of Sale</u>	<u>Role, Participant</u>	<u>Maturity Date/ Type</u>	<u>Interest Rate/ Type</u>
07-18-02	\$7,665,000	Tracy CFD No 99-2 San Joaquin CDIAC Number: 2002-1381 Limited tax obligation bond Multiple capital improvements, public works S MacArthur Planning Area	NR	Comp	(BC) Jones Hall (FA) John C Fitzgerald & Assoc (TR) BNY Western Trust (UW) Prudential Sec Inc	09-01-27 Comb	5.925 NIC

### YEARLY FISCAL STATUS REPORT INFORMATION

#### A. FUND BALANCES

<u>Year</u>	<u>Principal Amt Outstanding(\$)</u>	<u>Minimum Bond Reserve(\$)</u>	<u>Bond Reserve Fund(\$)</u>	<u>Capitalized Interest(\$)</u>	<u>Construction Fund(\$)</u>
02/03	7,665,000	766,500	767,008	0	6,646,876
03/04	7,590,000	766,500	766,500	0	5,723,057
04/05	7,500,000	766,500	784,324	0	0
05/06	7,520,000	766,500	784,244	0	0
06/07	7,435,000	766,500	784,559	0	0

#### B. TAX COLLECTION

<u>Taxes Due(\$)</u>	<u>Taxes Unpaid(\$)</u>	<u>Percent</u>	<u>Teeter Plan</u>
754,458	15,930	2	Yes
732,023	21,610	3	Yes
773,268	35,951	5	Yes
777,312	26,755	3	Yes
817,506	54,128	7	Yes

#### C. DELINQUENT PARCELS

<u>Year</u>	<u>Reporting Date</u>	<u># of Parcels</u>	<u>Total Amount Due(\$)</u>
02/03	09-24-03	10	16,622
03/04	04-30-04	20	33,425
04/05	04-21-05	33	53,735
05/06	09-20-06	20	47,011
06/07	09-12-07	38	84,162

#### D. FORECLOSURE

<u># of Parcels</u>	<u>Total Amount of Taxes Due (\$)</u>
0	0
0	0
0	0
0	0
0	0

#### E. ASSESSED VALUE OF PARCELS

<u>Reporting Date</u>	<u>Appraisal/ Tax Roll</u>	<u>Assessed Value(\$)</u>
06-30-03	Tax Roll	90,453,463
07-01-04	Tax Roll	121,238,836
07-01-05	Tax Roll	193,483,181
07-13-06	Tax Roll	278,695,522
07-11-07	Tax Roll	299,488,318

#### F. MISCELLANEOUS



## 2007 MELLO-ROOS YEARLY FISCAL STATUS REPORT

<u>Date</u>	<u>Amount(\$)</u>	<u>Issuing Entity, County, Type of Debt, Purpose</u>	<u>Rating(s) Enhancmt</u>	<u>Type of Sale</u>	<u>Role, Participant</u>	<u>Maturity Date/ Type</u>	<u>Interest Rate/ Type</u>
02-04-04	\$8,650,000	Belmont CFD No 2000-1 San Mateo CDIAC Number: 2003-2073 Limited tax obligation bond Public building Library	M:Aaa/A1 F:AAA/A-  Ins	Neg	(BC) Stradling Yocca (FA) Fieldman Rolapp (EN) Ambac (TR) BNY Western Trust (UW) Stone & Youngberg	08-01-30 Comb	4.564 TIC

### YEARLY FISCAL STATUS REPORT INFORMATION

#### A. FUND BALANCES

<u>Year</u>	<u>Principal Amt Outstanding(\$)</u>	<u>Minimum Bond Reserve(\$)</u>	<u>Bond Reserve Fund(\$)</u>	<u>Capitalized Interest(\$)</u>	<u>Construction Fund(\$)</u>
03/04	8,650,000	645,075	650,000	0	8,692,750
04/05	8,575,000	650,000	650,000	0	5,487,494
05/06	8,425,000	645,075	650,000	0	0
06/07	8,265,000	645,075	650,000	0	0

#### B. TAX COLLECTION

<u>Year</u>	<u>Taxes Due(\$)</u>	<u>Taxes Unpaid(\$)</u>	<u>Percent</u>	<u>Teeter Plan</u>
03/04	944,852	4,388	0	No
04/05	947,682	4,367	0	No
05/06	914,507	3,744	0	No
06/07	862,818	7,869	1	No

#### C. DELINQUENT PARCELS

<u>Year</u>	<u>Reporting Date</u>	<u># of Parcels</u>	<u>Total Amount Due(\$)</u>
03/04	06-30-04	60	4,388
04/05	06-30-05	125	6,039
05/06	06-30-06	66	3,973
06/07	06-30-07	114	7,869

#### D. FORECLOSURE

<u># of Parcels</u>	<u>Total Amount of Taxes Due (\$)</u>
0	0
0	0
0	0
0	0

#### E. ASSESSED VALUE OF PARCELS

<u>Reporting Date</u>	<u>Appraisal/ Tax Roll</u>	<u>Assessed Value(\$)</u>
06-30-04	Tax Roll	3,375,918
06-30-05	Tax Roll	3,414,857,821
01-01-06	Tax Roll	3,680,400,396
01-01-07	Tax Roll	3,957,925,992

#### F. MISCELLANEOUS



## 2007 MELLO-ROOS YEARLY FISCAL STATUS REPORT

<u>Date</u>	<u>Amount(\$)</u>	<u>Issuing Entity, County, Type of Debt, Purpose</u>	<u>Rating(s) Enhancmt</u>	<u>Type of Sale</u>	<u>Role, Participant</u>	<u>Maturity Date/ Type</u>	<u>Interest Rate/ Type</u>
10-17-00	\$21,000,000	Redwood City CFD No 2000-1 San Mateo CDIAC Number: 2000-0164 Limited tax obligation bond Multiple capital improvements, public works Pacific Shores	NR	Neg	(BC) Nossaman Guthner (FA) William F Euphrat (TR) BNY Western Trust (UW) Stone & Youngberg	09-01-17 Serial	5.457 NIC

### YEARLY FISCAL STATUS REPORT INFORMATION

#### A. FUND BALANCES

<u>Year</u>	<u>Principal Amt Outstanding(\$)</u>	<u>Minimum Bond Reserve(\$)</u>	<u>Bond Reserve Fund(\$)</u>	<u>Capitalized Interest(\$)</u>	<u>Construction Fund(\$)</u>
01/02	21,000,000	2,067,235	2,080,939	766,240	3,583,122
02/03	20,020,000	2,076,235	2,081,713	0	938,525
03/04	18,995,000	2,076,235	2,079,753	0	943,563
04/05	17,920,000	2,076,235	2,090,615	0	957,204
05/06	17,920,000	2,075,968	2,116,841	0	990,925
06/07	16,795,000	2,075,968	2,114,280	0	1,039,426

#### B. TAX COLLECTION

<u>Taxes Due(\$)</u>	<u>Taxes Unpaid(\$)</u>	<u>Percent</u>	<u>Teeter Plan</u>
0	0	0	No
2,046,502	0	0	No
2,083,397	0	0	No
2,059,277	0	0	No
2,058,474	0	0	No
2,009,460	0	0	No

#### C. DELINQUENT PARCELS

<u>Year</u>	<u>Reporting Date</u>	<u># of Parcels</u>	<u>Total Amount Due(\$)</u>
01/02	06-30-02	0	0
02/03	04-18-03	0	0
03/04	04-29-04	0	0
04/05	04-22-05	0	0
05/06	05-12-06	0	0
06/07	05-15-07	0	0

#### D. FORECLOSURE

<u># of Parcels</u>	<u>Total Amount of Taxes Due (\$)</u>
0	0
0	0
0	0
0	0
0	0
0	0

#### E. ASSESSED VALUE OF PARCELS

<u>Reporting Date</u>	<u>Appraisal/ Tax Roll</u>	<u>Assessed Value(\$)</u>
06-25-02	Tax Roll	430,325,695
07-01-03	Tax Roll	316,161,193
07-01-04	Tax Roll	271,732,033
07-01-05	Tax Roll	238,768,907
07-01-06	Tax Roll	292,096,102
07-01-07	Tax Roll	623,611,470

#### F. MISCELLANEOUS



## 2007 MELLO-ROOS YEARLY FISCAL STATUS REPORT

<u>Date</u>	<u>Amount(\$)</u>	<u>Issuing Entity, County, Type of Debt, Purpose</u>	<u>Rating(s) Enhancmt</u>	<u>Type of Sale</u>	<u>Role, Participant</u>	<u>Maturity Date/ Type</u>	<u>Interest Rate/ Type</u>
01-17-01	\$5,045,000	Redwood Shores CFD No 99-1 San Mateo CDIAC Number: 2001-0060 Limited tax obligation bond Street construction and improvements Shores Transportation Improvements	NR	Neg	(BC) Stradling Yocca (FA) William F Euphrat (TR) BNY Western Trust (UW) Stone & Youngberg	09-01-27 Comb	5.643 NIC

### YEARLY FISCAL STATUS REPORT INFORMATION

#### A. FUND BALANCES

<u>Year</u>	<u>Principal Amt Outstanding(\$)</u>	<u>Minimum Bond Reserve(\$)</u>	<u>Bond Reserve Fund(\$)</u>	<u>Capitalized Interest(\$)</u>	<u>Construction Fund(\$)</u>
01/02	5,045,000	381,188	252,821	254,111	844,468
02/03	4,940,000	264,430	264,430	0	510,413
03/04	4,830,000	695,827	695,827	0	0
04/05	4,715,000	758,269	758,269	0	0
05/06	4,715,000	783,377	783,377	0	0
06/07	4,595,000	823,454	823,454	0	0

#### B. TAX COLLECTION

<u>Year</u>	<u>Taxes Due(\$)</u>	<u>Taxes Unpaid(\$)</u>	<u>Percent</u>	<u>Teeter Plan</u>
01/02	0	0	0	No
02/03	406,602	0	0	No
03/04	1,006,239	0	0	No
04/05	1,005,894	0	0	No
05/06	912,803	433	0	No
06/07	778,365	9,349	1	No

#### C. DELINQUENT PARCELS

<u>Year</u>	<u>Reporting Date</u>	<u># of Parcels</u>	<u>Total Amount Due(\$)</u>
01/02	06-30-02	0	0
02/03	04-18-03	0	0
03/04	04-29-04	0	0
04/05	04-22-05	0	0
05/06	05-12-06	1	433
06/07	05-15-07	2	9,349

#### D. FORECLOSURE

<u># of Parcels</u>	<u>Total Amount of Taxes Due (\$)</u>
0	0
0	0
0	0
0	0
0	0
0	0

#### E. ASSESSED VALUE OF PARCELS

<u>Reporting Date</u>	<u>Appraisal/ Tax Roll</u>	<u>Assessed Value(\$)</u>
06-25-02	Tax Roll	901,685,040
07-01-03	Tax Roll	882,506,073
07-01-04	Tax Roll	850,969,509
07-01-05	Tax Roll	885,509,500
07-01-06	Tax Roll	1,002,649,933
07-01-07	Tax Roll	1,074,461,035

#### F. MISCELLANEOUS

Pursuant to the Fiscal Agent dated February 1, 2003, the Reserve Fund and the Reserve Requirement is combined for both 2001A & 2003B Series of Bonds.

Interest Earnings on the Reserve Fund will be retained in the Reserve Fund until the amount in the Reserve Fund equals the Reserve Requirement, which is currently \$888,416, as defined in the Fiscal Agent Agreement.



## 2007 MELLO-ROOS YEARLY FISCAL STATUS REPORT

<u>Date</u>	<u>Amount(\$)</u>	<u>Issuing Entity, County, Type of Debt, Purpose</u>	<u>Rating(s) Enhancmt</u>	<u>Type of Sale</u>	<u>Role, Participant</u>	<u>Maturity Date/ Type</u>	<u>Interest Rate/ Type</u>
08-12-03	\$7,505,000	Redwood Shores CFD No 99-1 San Mateo CDIAC Number: 2003-1574 Limited tax obligation bond Street construction and improvements Transportation Imp	NR	Neg	(BC) Stradling Yocca (FA) William F Euphrat (TR) BNY Western Trust (UW) Stone & Youngberg	09-01-33 Comb	5.959 NIC

### YEARLY FISCAL STATUS REPORT INFORMATION

#### A. FUND BALANCES

<u>Year</u>	<u>Principal Amt Outstanding(\$)</u>	<u>Minimum Bond Reserve(\$)</u>	<u>Bond Reserve Fund(\$)</u>	<u>Capitalized Interest(\$)</u>	<u>Construction Fund(\$)</u>
03/04	7,420,000	695,827	695,827	0	6,218,701
04/05	7,335,000	758,269	758,269	0	834,103
05/06	7,335,000	783,377	783,377	0	0
06/07	7,250,000	823,454	823,454	0	0

#### B. TAX COLLECTION

<u>Year</u>	<u>Taxes Due(\$)</u>	<u>Taxes Unpaid(\$)</u>	<u>Percent</u>	<u>Teeter Plan</u>
03/04	1,006,239	0	0	No
04/05	1,005,894	0	0	No
05/06	912,803	433	0	No
06/07	778,365	9,349	1	No

#### C. DELINQUENT PARCELS

<u>Year</u>	<u>Reporting Date</u>	<u># of Parcels</u>	<u>Total Amount Due(\$)</u>
03/04	04-29-04	0	0
04/05	04-22-05	0	0
05/06	05-12-06	1	433
06/07	05-15-07	2	9,349

#### D. FORECLOSURE

<u># of Parcels</u>	<u>Total Amount of Taxes Due (\$)</u>
0	0
0	0
0	0
0	0

#### E. ASSESSED VALUE OF PARCELS

<u>Reporting Date</u>	<u>Appraisal/ Tax Roll</u>	<u>Assessed Value(\$)</u>
07-01-04	Tax Roll	850,969,509
07-01-04	Tax Roll	885,509,500
07-01-06	Tax Roll	1,002,649,933
07-01-07	Tax Roll	1,074,461,035

#### F. MISCELLANEOUS

Pursuant to the Fiscal Agent dated February 1, 2003, the Reserve Fund & Reserve Requirement is combined for both 2001A & 2003B Series of Bonds. Interest earnings on the Reserved Fund will be retained in there until the amount equals the Reserve Requirement, which is currently \$888,416, as defined in the Fiscal Agent Agreement.



## 2007 MELLO-ROOS YEARLY FISCAL STATUS REPORT

<u>Date</u>	<u>Amount(\$)</u>	<u>Issuing Entity, County, Type of Debt, Purpose</u>	<u>Rating(s) Enhancmt</u>	<u>Type of Sale</u>	<u>Role, Participant</u>	<u>Maturity Date/ Type</u>	<u>Interest Rate/ Type</u>
11-18-98	\$7,755,000	Evergreen School District CFD No 92-1 Santa Clara CDIAC Number: 1998-2086 Limited tax obligation bond K-12 school facility Silver Creek Refunding	M:Aaa    Ins	Neg	(BC) Jones Hall (FA) KNN (EN) Ambac (TR) US Bank Corp Trust (UW) Stone & Youngberg	09-01-17 Serial	4.556 NIC

### YEARLY FISCAL STATUS REPORT INFORMATION

#### A. FUND BALANCES

<u>Year</u>	<u>Principal Amt Outstanding(\$)</u>	<u>Minimum Bond Reserve(\$)</u>	<u>Bond Reserve Fund(\$)</u>	<u>Capitalized Interest(\$)</u>	<u>Construction Fund(\$)</u>	<u>Taxes Due(\$)</u>	<u>Taxes Unpaid(\$)</u>	<u>Percent</u>	<u>Teeter Plan</u>
01/02	6,760,000	654,902	654,914	0	0	590,854	10,326	2	No
02/03	6,455,000	654,902	654,904	0	0	591,570	9,964	2	No
03/04	7,435,000	603,438	654,904	0	0	594,069	7,464	1	No
04/05	5,805,000	603,438	654,902	0	0	571,200	6,356	1	No
05/06	5,460,000	603,438	654,902	0	0	571,200	8,773	2	No
06/07	5,100,000	603,438	654,902	0	0	600,782	15,210	3	No

#### B. TAX COLLECTION

#### C. DELINQUENT PARCELS

<u>Year</u>	<u>Reporting Date</u>	<u># of Parcels</u>	<u>Total Amount Due(\$)</u>	<u># of Parcels</u>	<u>Total Amount of Taxes Due (\$)</u>	<u>Reporting Date</u>	<u>Appraisal/ Tax Roll</u>	<u>Assessed Value(\$)</u>
01/02	07-12-02	39	13,348	0	0	06-30-02	Tax Roll	1,139,129,146
02/03	07-28-03	31	10,796	0	0	06-30-03	Tax Roll	1,251,411,257
03/04	07-01-04	62	9,343	0	0	06-30-04	Tax Roll	1,322,900,638
04/05	07-01-04	25	8,030	0	0	07-01-05	Tax Roll	1,424,964,181
05/06	06-30-06	34	9,806	0	0	06-30-06	Tax Roll	1,528,171,006
06/07	06-30-07	53	15,210	0	0	07-01-07	Tax Roll	1,526,793,049

#### D. FORECLOSURE

#### E. ASSESSED VALUE OF PARCELS

#### F. MISCELLANEOUS



## 2007 MELLO-ROOS YEARLY FISCAL STATUS REPORT

<u>Date</u>	<u>Amount(\$)</u>	<u>Issuing Entity, County, Type of Debt, Purpose</u>	<u>Rating(s) Enhancmt</u>	<u>Type of Sale</u>	<u>Role, Participant</u>	<u>Maturity Date/ Type</u>	<u>Interest Rate/ Type</u>
12-05-02	\$7,185,000	Gilroy CFD No 2000-1 Santa Clara CDIAC Number: 2002-1465 Limited tax obligation bond Bridges and highways Hwy 152	NR	Neg	(BC) Jones Hall (FA) Northcross Hill Ach (TR) Union Bank of CA (UW) Brandis Tallman LLC	09-01-27 Comb	5.891 NIC

### YEARLY FISCAL STATUS REPORT INFORMATION

#### A. FUND BALANCES

<u>Year</u>	<u>Principal Amt Outstanding(\$)</u>	<u>Minimum Bond Reserve(\$)</u>	<u>Bond Reserve Fund(\$)</u>	<u>Capitalized Interest(\$)</u>	<u>Construction Fund(\$)</u>
02/03	7,185,000	569,688	571,358	548,885	5,003,551
03/04	7,185,000	569,688	595,930	164,842	3,222,500
04/05	7,005,000	569,688	582,153	3	1,292,999
05/06	7,005,000	569,688	582,300	0	276,637
06/07	6,820,000	569,688	582,285	0	530,171

#### B. TAX COLLECTION

<u>Year</u>	<u>Taxes Due(\$)</u>	<u>Taxes Unpaid(\$)</u>	<u>Percent</u>	<u>Teeter Plan</u>
02/03	0	0	0	No
03/04	0	0	0	No
04/05	589,621	23,131	4	No
05/06	588,780	1,981	0	No
06/07	588,559	0	0	No

#### C. DELINQUENT PARCELS

<u>Year</u>	<u>Reporting Date</u>	<u># of Parcels</u>	<u>Total Amount Due(\$)</u>
02/03	06-30-03	0	0
03/04	06-30-03	0	0
04/05	06-30-05	1	23,131
05/06	06-30-06	1	1,981
06/07	06-30-07	0	0

#### D. FORECLOSURE

<u># of Parcels</u>	<u>Total Amount of Taxes Due (\$)</u>
0	0
0	0
0	0
0	0
0	0

#### E. ASSESSED VALUE OF PARCELS

<u>Reporting Date</u>	<u>Appraisal/ Tax Roll</u>	<u>Assessed Value(\$)</u>
06-30-03	Tax Roll	64,888,670
01-01-04	Tax Roll	156,000,993
01-01-05	Tax Roll	142,182,548
01-01-06	Tax Roll	126,228,653
01-01-07	Tax Roll	226,693,047

#### F. MISCELLANEOUS



## 2007 MELLO-ROOS YEARLY FISCAL STATUS REPORT

<u>Date</u>	<u>Amount(\$)</u>	<u>Issuing Entity, County, Type of Debt, Purpose</u>	<u>Rating(s) Enhancmt</u>	<u>Type of Sale</u>	<u>Role, Participant</u>	<u>Maturity Date/ Type</u>	<u>Interest Rate/ Type</u>
08-23-06	\$8,670,000	Gilroy CFD No 2000-1 Santa Clara CDIAC Number: 2006-0876 Limited tax obligation bond Multiple capital improvements, public works Highway 152 IA No 1	NR	Neg	(BC) Jones Hall (FA) Northcross Hill Ach (TR) Union Bank of CA (UW) Brandis Tallman LLC	09-01-31 Comb	5.302 TIC

### YEARLY FISCAL STATUS REPORT INFORMATION

#### A. FUND BALANCES

<u>Year</u>	<u>Principal Amt Outstanding(\$)</u>	<u>Minimum Bond Reserve(\$)</u>	<u>Bond Reserve Fund(\$)</u>	<u>Capitalized Interest(\$)</u>	<u>Construction Fund(\$)</u>
06/07	8,670,000	621,368	621,368	0	78,000

#### B. TAX COLLECTION

<u>Taxes Due(\$)</u>	<u>Taxes Unpaid(\$)</u>	<u>Percent</u>	<u>Teeter Plan</u>
610,237	0	0	No

#### C. DELINQUENT PARCELS

<u>Year</u>	<u>Reporting Date</u>	<u># of Parcels</u>	<u>Total Amount Due(\$)</u>
06/07	06-30-07	0	0

#### D. FORECLOSURE

<u># of Parcels</u>	<u>Total Amount of Taxes Due (\$)</u>
0	0

#### E. ASSESSED VALUE OF PARCELS

<u>Reporting Date</u>	<u>Appraisal/ Tax Roll</u>	<u>Assessed Value(\$)</u>
01-01-07	Tax Roll	23,055,216

#### F. MISCELLANEOUS





## 2007 MELLO-ROOS YEARLY FISCAL STATUS REPORT

<u>Date</u>	<u>Amount(\$)</u>	<u>Issuing Entity, County, Type of Debt, Purpose</u>	<u>Rating(s) Enhancmt</u>	<u>Type of Sale</u>	<u>Role, Participant</u>	<u>Maturity Date/ Type</u>	<u>Interest Rate/ Type</u>
07-10-03	\$12,500,000	San Jose CFD No 10 Santa Clara CDIAC Number: 2003-0680 Limited tax obligation bond Street construction and improvements Hassler-Silver Creek	NR	Comp	(BC) Quint & Thimmig (FA) KNN (TR) US Bank Natl Assoc (UW) Citigroup Global Markets	09-01-23 Serial	4.983 NIC

### YEARLY FISCAL STATUS REPORT INFORMATION

#### A. FUND BALANCES

<u>Year</u>	<u>Principal Amt Outstanding(\$)</u>	<u>Minimum Bond Reserve(\$)</u>	<u>Bond Reserve Fund(\$)</u>	<u>Capitalized Interest(\$)</u>	<u>Construction Fund(\$)</u>
03/04	12,500,000	991,198	994,402	0	1,139,916
04/05	12,135,000	991,198	989,410	0	772,038
05/06	11,700,000	991,198	999,729	0	248,993
06/07	11,250,000	980,649	993,346	0	0

#### B. TAX COLLECTION

<u>Taxes Due(\$)</u>	<u>Taxes Unpaid(\$)</u>	<u>Percent</u>	<u>Teeter Plan</u>
1,051,414	0	0	No
1,058,026	30,464	3	No
1,070,816	15,459	1	No
1,052,566	33,920	3	No

#### C. DELINQUENT PARCELS

<u>Year</u>	<u>Reporting Date</u>	<u># of Parcels</u>	<u>Total Amount Due(\$)</u>
03/04	07-01-04	0	0
04/05	07-01-05	7	8,511
05/06	07-01-06	11	15,459
06/07	07-01-07	24	33,920

#### D. FORECLOSURE

<u># of Parcels</u>	<u>Total Amount of Taxes Due (\$)</u>
0	0
0	0
0	0
0	0

#### E. ASSESSED VALUE OF PARCELS

<u>Reporting Date</u>	<u>Appraisal/ Tax Roll</u>	<u>Assessed Value(\$)</u>
07-01-04	Tax Roll	106,406,949
07-01-05	Tax Roll	464,914,605
07-01-06	Tax Roll	464,852,043
07-01-07	Tax Roll	619,593,593

#### F. MISCELLANEOUS



## 2007 MELLO-ROOS YEARLY FISCAL STATUS REPORT

<u>Date</u>	<u>Amount(\$)</u>	<u>Issuing Entity, County, Type of Debt, Purpose</u>	<u>Rating(s) Enhancmt</u>	<u>Type of Sale</u>	<u>Role, Participant</u>	<u>Maturity Date/ Type</u>	<u>Interest Rate/ Type</u>
11-04-97	\$4,100,000	San Jose CFD No 1997-1 Santa Clara CDIAC Number: 1997-1562 Limited tax obligation bond Street construction and improvements Capitol Expressway Auto Mall	NR	Comp	(BC) Jones Hall (FA) Dean Witter Reynolds (TR) First Trust of CA (UW) Smith Barney Inc	11-01-22 Comb	5.631 NIC

### YEARLY FISCAL STATUS REPORT INFORMATION

#### A. FUND BALANCES

<u>Year</u>	<u>Principal Amt Outstanding(\$)</u>	<u>Minimum Bond Reserve(\$)</u>	<u>Bond Reserve Fund(\$)</u>	<u>Capitalized Interest(\$)</u>	<u>Construction Fund(\$)</u>
01/02	3,815,000	315,175	321,482	0	0
02/03	3,710,000	315,175	315,155	0	0
03/04	3,710,000	315,175	315,155	0	522,180
04/05	3,485,000	315,175	316,579	0	531,440
05/06	3,365,000	315,175	320,630	0	379,444
06/07	3,240,000	315,175	318,557	0	337,613

#### B. TAX COLLECTION

<u>Year</u>	<u>Taxes Due(\$)</u>	<u>Taxes Unpaid(\$)</u>	<u>Percent</u>	<u>Teeter Plan</u>
01/02	433,435	13,931	3	Yes
02/03	466,259	10,459	2	No
03/04	446,259	10,459	2	No
04/05	327,670	0	0	No
05/06	321,741	0	0	No
06/07	323,442	0	0	No

#### C. DELINQUENT PARCELS

<u>Year</u>	<u>Reporting Date</u>	<u># of Parcels</u>	<u>Total Amount Due(\$)</u>
01/02	07-01-02	0	0
02/03	07-12-03	1	10,459
03/04	07-12-03	1	10,459
04/05	07-01-05	0	0
05/06	07-01-06	0	0
06/07	07-01-07	0	0

#### D. FORECLOSURE

<u># of Parcels</u>	<u>Total Amount of Taxes Due (\$)</u>
0	0
0	0
0	0
0	0
0	0
0	0

#### E. ASSESSED VALUE OF PARCELS

<u>Reporting Date</u>	<u>Appraisal/ Tax Roll</u>	<u>Assessed Value(\$)</u>
07-01-02	Tax Roll	75,612,898
07-01-03	Tax Roll	78,177,568
07-01-03	Tax Roll	78,177,568
07-01-05	Tax Roll	83,371,644
07-01-06	Tax Roll	83,371,644
07-01-07	Tax Roll	85,039,057

#### F. MISCELLANEOUS



## 2007 MELLO-ROOS YEARLY FISCAL STATUS REPORT

<u>Date</u>	<u>Amount(\$)</u>	<u>Issuing Entity, County, Type of Debt, Purpose</u>	<u>Rating(s) Enhancmt</u>	<u>Type of Sale</u>	<u>Role, Participant</u>	<u>Maturity Date/ Type</u>	<u>Interest Rate/ Type</u>
12-06-01	\$12,200,000	San Jose CFD No 6 Santa Clara CDIAC Number: 2001-0125 Limited tax obligation bond Street construction and improvements Great Oaks Route 85	NR	Comp	(BC) Quint & Thimmig (FA) E Wagner & Assoc (TR) US Bank Corp Trust (UW) Salomon Smith Barney	09-01-23 Comb	5.664 NIC

### YEARLY FISCAL STATUS REPORT INFORMATION

#### A. FUND BALANCES

<u>Year</u>	<u>Principal Amt Outstanding(\$)</u>	<u>Minimum Bond Reserve(\$)</u>	<u>Bond Reserve Fund(\$)</u>	<u>Capitalized Interest(\$)</u>	<u>Construction Fund(\$)</u>
01/02	12,200,000	1,029,700	1,039,584	987,320	5,825,191
02/03	12,200,000	1,029,700	1,035,631	0	373,636
03/04	12,200,000	1,029,700	1,035,631	0	1,257,856
04/05	11,830,000	1,029,700	1,041,727	0	771,446
05/06	11,440,000	1,029,700	1,057,822	0	800,909
06/07	11,030,000	1,019,000	1,029,865	0	866,135

#### B. TAX COLLECTION

<u>Taxes Due(\$)</u>	<u>Taxes Unpaid(\$)</u>	<u>Percent</u>	<u>Teeter Plan</u>
0	0	0	No
0	0	0	No
0	0	0	No
1,057,266	0	0	No
1,057,984	0	0	No
1,060,789	0	0	No

#### C. DELINQUENT PARCELS

<u>Year</u>	<u>Reporting Date</u>	<u># of Parcels</u>	<u>Total Amount Due(\$)</u>
01/02	06-30-02	0	0
02/03	06-30-03	0	0
03/04	07-01-03	0	0
04/05	07-01-05	0	0
05/06	07-01-06	0	0
06/07	07-01-07	0	0

#### D. FORECLOSURE

<u># of Parcels</u>	<u>Total Amount of Taxes Due (\$)</u>
0	0
0	0
0	0
0	0
0	0
0	0

#### E. ASSESSED VALUE OF PARCELS

<u>Reporting Date</u>	<u>Appraisal/ Tax Roll</u>	<u>Assessed Value(\$)</u>
10-01-02	Tax Roll	123,423,276
10-01-03	Tax Roll	103,443,301
10-01-03	Tax Roll	103,433,301
07-01-05	Tax Roll	114,246,318
07-01-06	Tax Roll	113,687,233
07-01-07	Tax Roll	113,691,303

#### F. MISCELLANEOUS



## 2007 MELLO-ROOS YEARLY FISCAL STATUS REPORT

<u>Date</u>	<u>Amount(\$)</u>	<u>Issuing Entity, County, Type of Debt, Purpose</u>	<u>Rating(s) Enhancmt</u>	<u>Type of Sale</u>	<u>Role, Participant</u>	<u>Maturity Date/ Type</u>	<u>Interest Rate/ Type</u>
01-31-03	\$13,560,000	San Jose CFD No 9 Santa Clara CDIAC Number: 2003-0057 Limited tax obligation bond Street construction and improvements Bailey/Hwy 101 Refunding	NR	Neg	(BC) Jones Hall (FA) E Wagner & Assoc (TR) US Bank Natl Assoc (UW) Stone & Youngberg	09-01-32 Comb	6.504 NIC

### YEARLY FISCAL STATUS REPORT INFORMATION

#### A. FUND BALANCES

<u>Year</u>	<u>Principal Amt Outstanding(\$)</u>	<u>Minimum Bond Reserve(\$)</u>	<u>Bond Reserve Fund(\$)</u>	<u>Capitalized Interest(\$)</u>	<u>Construction Fund(\$)</u>
02/03	13,560,000	1,009,458	1,011,238	0	2,039,806
03/04	13,195,000	1,009,458	1,012,710	0	49,666
04/05	12,990,000	1,009,458	1,015,408	0	100
05/06	12,780,000	1,009,458	1,019,572	0	84
06/07	12,565,000	1,009,458	1,022,526	0	84

#### B. TAX COLLECTION

<u>Taxes Due(\$)</u>	<u>Taxes Unpaid(\$)</u>	<u>Percent</u>	<u>Teeter Plan</u>
0	0	0	No
832,224	0	0	No
1,241,348	0	0	No
1,021,898	0	0	No
1,008,816	0	0	No

#### C. DELINQUENT PARCELS

<u>Year</u>	<u>Reporting Date</u>	<u># of Parcels</u>	<u>Total Amount Due(\$)</u>
02/03	06-30-03	0	0
03/04	07-01-04	0	0
04/05	07-01-05	0	0
05/06	07-01-06	0	0
06/07	07-01-07	1	28,635

#### D. FORECLOSURE

<u># of Parcels</u>	<u>Total Amount of Taxes Due (\$)</u>
0	0
0	0
0	0
0	0
0	0

#### E. ASSESSED VALUE OF PARCELS

<u>Reporting Date</u>	<u>Appraisal/ Tax Roll</u>	<u>Assessed Value(\$)</u>
10-01-03	Tax Roll	41,514,589
07-01-04	Tax Roll	41,514,587
07-01-05	Tax Roll	77,148,349
07-01-06	Tax Roll	77,148,349
07-01-07	Tax Roll	78,691,309

#### F. MISCELLANEOUS



## 2007 MELLO-ROOS YEARLY FISCAL STATUS REPORT

<u>Date</u>	<u>Amount(\$)</u>	<u>Issuing Entity, County, Type of Debt, Purpose</u>	<u>Rating(s) Enhancmt</u>	<u>Type of Sale</u>	<u>Role, Participant</u>	<u>Maturity Date/ Type</u>	<u>Interest Rate/ Type</u>
05-15-01	\$36,000,000	Sunnyvale CFD No 1 Santa Clara CDIAC Number: 2001-0117 Limited tax obligation bond Parking Refunding	NR	Neg	(BC) Jones Hall (TR) US Trust Co of CA (UW) E J De La Rosa	08-01-32 Comb	7.925 TIC

### YEARLY FISCAL STATUS REPORT INFORMATION

#### A. FUND BALANCES

<u>Year</u>	<u>Principal Amt Outstanding(\$)</u>	<u>Minimum Bond Reserve(\$)</u>	<u>Bond Reserve Fund(\$)</u>	<u>Capitalized Interest(\$)</u>	<u>Construction Fund(\$)</u>	<u>Taxes Due(\$)</u>	<u>Taxes Unpaid(\$)</u>	<u>Percent</u>	<u>Teeter Plan</u>
01/02	36,000,000	3,146,068	3,248,897	1,110,621	666,777	678,199	678,199	100	No
02/03	19,990,000	1,748,140	1,790,974	0	0	1,562,768	0	0	No
03/04	19,990,000	1,748,140	1,748,143	0	0	1,769,101	0	0	No
04/05	19,625,000	1,747,988	1,748,143	0	0	1,554,786	0	0	No
05/06	19,410,000	1,747,988	1,748,146	0	0	1,346,125	0	0	No
06/07	19,180,000	1,747,988	1,748,147	0	0	1,646,314	0	0	No

#### B. TAX COLLECTION

#### C. DELINQUENT PARCELS

<u>Year</u>	<u>Reporting Date</u>	<u># of Parcels</u>	<u>Total Amount Due(\$)</u>	<u># of Parcels</u>	<u>Total Amount of Taxes Due (\$)</u>	<u>Reporting Date</u>	<u>Appraisal/ Tax Roll</u>	<u>Assessed Value(\$)</u>
01/02	06-30-02	5	678,199	0	0	06-30-02	Appraisal	79,600,000
02/03	06-30-03	0	0	0	0	06-30-03	Appraisal	79,600,000
03/04	06-30-04	0	0	0	0	06-30-04	Tax Roll	22,418,676
04/05	06-30-05	0	0	0	0	06-30-05	Tax Roll	19,346,521
05/06	06-30-06	0	0	0	0	06-30-06	Tax Roll	46,308,000
06/07	06-30-07	0	0	0	0	06-30-07	Tax Roll	47,234,160

#### D. FORECLOSURE

#### E. ASSESSED VALUE OF PARCELS

#### F. MISCELLANEOUS



## 2007 MELLO-ROOS YEARLY FISCAL STATUS REPORT

<u>Date</u>	<u>Amount(\$)</u>	<u>Issuing Entity, County, Type of Debt, Purpose</u>	<u>Rating(s) Enhancmt</u>	<u>Type of Sale</u>	<u>Role, Participant</u>	<u>Maturity Date/ Type</u>	<u>Interest Rate/ Type</u>
08-09-05	\$1,000,000	Santa Cruz County CFD No 1 Santa Cruz CDIAC Number: 2005-1434 Limited tax obligation bond Water supply, storage, distribution Felton Federally Taxable	NR	Neg	(BC) Rutan & Tucker (FA) Harrell & Co Advisors (TR) The Bank of NY Trust Co (UW) Santa Cruz Co	08-15-10 Term	5.43 TIC

### YEARLY FISCAL STATUS REPORT INFORMATION

#### A. FUND BALANCES

<u>Year</u>	<u>Principal Amt Outstanding(\$)</u>	<u>Minimum Bond Reserve(\$)</u>	<u>Bond Reserve Fund(\$)</u>	<u>Capitalized Interest(\$)</u>	<u>Construction Fund(\$)</u>
04/05		0	0	0	0
05/06	1,000,000	0	0	0	961,449
06/07	810,000	0	0	0	709,539

#### B. TAX COLLECTION

<u>Taxes Due(\$)</u>	<u>Taxes Unpaid(\$)</u>	<u>Percent</u>	<u>Teeter Plan</u>
0	0	0	Yes
280,602	5,916	2	Yes
263,956	7,565	3	Yes

#### C. DELINQUENT PARCELS

<u>Year</u>	<u>Reporting Date</u>	<u># of Parcels</u>	<u>Total Amount Due(\$)</u>
04/05		0	0
05/06	07-19-06	34	5,916
06/07	09-19-07	33	7,565

#### D. FORECLOSURE

<u># of Parcels</u>	<u>Total Amount of Taxes Due (\$)</u>
0	0
0	0
0	0

#### E. ASSESSED VALUE OF PARCELS

<u>Reporting Date</u>	<u>Appraisal/ Tax Roll</u>	<u>Assessed Value(\$)</u>
		0
08-01-06	Tax Roll	381,179,250
08-01-07	Tax Roll	410,637,848

#### F. MISCELLANEOUS



## 2007 MELLO-ROOS YEARLY FISCAL STATUS REPORT

<u>Date</u>	<u>Amount(\$)</u>	<u>Issuing Entity, County, Type of Debt, Purpose</u>	<u>Rating(s) Enhancmt</u>	<u>Type of Sale</u>	<u>Role, Participant</u>	<u>Maturity Date/ Type</u>	<u>Interest Rate/ Type</u>
03-11-98	\$4,800,000	Scotts Valley CFD No 97-1 Santa Cruz CDIAC Number: 1997-1284 Limited tax obligation bond Multiple capital improvements, public works Scotts Vly Dr	S:AAA M:Aaa  Ins	Comp	(BC) Haight & Haight (FA) Project Fin Assoc (EN) Ambac (TR) Union Bank of CA (UW) Dean Witter Reynolds	09-01-28 Comb	5.107 NIC

### YEARLY FISCAL STATUS REPORT INFORMATION

#### A. FUND BALANCES

<u>Year</u>	<u>Principal Amt Outstanding(\$)</u>	<u>Minimum Bond Reserve(\$)</u>	<u>Bond Reserve Fund(\$)</u>	<u>Capitalized Interest(\$)</u>	<u>Construction Fund(\$)</u>
01/02	4,415,000	311,860	306,947	0	0
02/03	4,325,000	305,170	306,038	0	0
03/04	4,240,000	307,365	312,316	0	0
04/05	4,070,000	307,365	309,610	0	0
05/06	3,975,000	307,365	311,678	0	0
06/07	3,875,000	307,365	311,028	0	0

#### B. TAX COLLECTION

<u>Taxes Due(\$)</u>	<u>Taxes Unpaid(\$)</u>	<u>Percent</u>	<u>Teeter Plan</u>
480,204	14,970	3	No
442,818	16,592	4	No
447,966	5,313	1	No
375,694	332	0	No
390,167	11,713	3	No
394,926	3,072	1	No

#### C. DELINQUENT PARCELS

<u>Year</u>	<u>Reporting Date</u>	<u># of Parcels</u>	<u>Total Amount Due(\$)</u>
01/02	06-30-02	88	21,356
02/03	06-30-03	93	34,999
03/04	06-30-03	56	20,346
04/05	06-30-05	28	12,068
05/06	06-30-06	63	11,713
06/07	06-30-07	40	11,868

#### D. FORECLOSURE

<u># of Parcels</u>	<u>Total Amount of Taxes Due (\$)</u>
0	0
0	0
0	0
0	0
0	0
0	0

#### E. ASSESSED VALUE OF PARCELS

<u>Reporting Date</u>	<u>Appraisal/ Tax Roll</u>	<u>Assessed Value(\$)</u>
06-30-02	Tax Roll	1,315,758,181
06-30-03	Tax Roll	1,521,506,039
01-01-04	Tax Roll	1,526,115,524
01-01-05	Tax Roll	1,644,398,913
01-01-06	Tax Roll	1,746,805,822
01-01-07	Tax Roll	1,704,242,860

#### F. MISCELLANEOUS



## 2007 MELLO-ROOS YEARLY FISCAL STATUS REPORT

<u>Date</u>	<u>Amount(\$)</u>	<u>Issuing Entity, County, Type of Debt, Purpose</u>	<u>Rating(s) Enhancmt</u>	<u>Type of Sale</u>	<u>Role, Participant</u>	<u>Maturity Date/ Type</u>	<u>Interest Rate/ Type</u>
03-11-98	\$1,700,000	Scotts Valley CFD No 97-1 Santa Cruz CDIAC Number: 1998-0430 Limited tax obligation bond Multiple capital improvements, public works Scotts Vly Dr Federally Taxable	S:AAA M:Aaa   Ins	Comp	(BC) Haight & Haight (FA) Project Fin Assoc (EN) Ambac (TR) Union Bank of CA (UW) Salomon Smith Barney	09-01-28 Comb	6.987 NIC

### YEARLY FISCAL STATUS REPORT INFORMATION

#### A. FUND BALANCES

<u>Year</u>	<u>Principal Amt Outstanding(\$)</u>	<u>Minimum Bond Reserve(\$)</u>	<u>Bond Reserve Fund(\$)</u>	<u>Capitalized Interest(\$)</u>	<u>Construction Fund(\$)</u>
01/02	1,590,000	135,100	136,115	0	0
02/03	1,565,000	135,100	135,835	0	0
03/04	1,540,000	132,850	135,649	0	0
04/05	1,490,000	132,850	133,657	0	0
05/06	1,465,000	132,850	134,714	0	0
06/07	1,435,000	132,850	134,433	0	0

#### B. TAX COLLECTION

<u>Year</u>	<u>Taxes Due(\$)</u>	<u>Taxes Unpaid(\$)</u>	<u>Percent</u>	<u>Teeter Plan</u>
01/02	480,204	14,970	3	No
02/03	442,818	16,592	4	No
03/04	447,966	5,313	1	No
04/05	375,694	332	0	No
05/06	390,167	11,713	3	No
06/07	394,926	3,072	1	No

#### C. DELINQUENT PARCELS

<u>Year</u>	<u>Reporting Date</u>	<u># of Parcels</u>	<u>Total Amount Due(\$)</u>
01/02	06-30-02	88	21,356
02/03	06-30-03	93	34,999
03/04	06-30-04	56	20,346
04/05	06-30-05	28	12,068
05/06	06-30-06	63	11,713
06/07	06-30-07	40	11,868

#### D. FORECLOSURE

<u># of Parcels</u>	<u>Total Amount of Taxes Due (\$)</u>
0	0
0	0
0	0
0	0
0	0
0	0

#### E. ASSESSED VALUE OF PARCELS

<u>Reporting Date</u>	<u>Appraisal/ Tax Roll</u>	<u>Assessed Value(\$)</u>
06-30-02	Tax Roll	1,315,758,181
06-30-03	Tax Roll	1,521,506,039
01-01-04	Tax Roll	1,526,115,524
01-01-05	Tax Roll	1,644,398,913
01-01-06	Tax Roll	1,746,805,822
01-01-07	Tax Roll	1,704,242,860

#### F. MISCELLANEOUS





## 2007 MELLO-ROOS YEARLY FISCAL STATUS REPORT

<u>Date</u>	<u>Amount(\$)</u>	<u>Issuing Entity, County, Type of Debt, Purpose</u>	<u>Rating(s) Enhancmt</u>	<u>Type of Sale</u>	<u>Role, Participant</u>	<u>Maturity Date/ Type</u>	<u>Interest Rate/ Type</u>
02-29-96	\$846,206	Dixon Unified School District CFD No 1 Solano CDIAC Number: 1996-0097 Limited tax obligation bond K-12 school facility	NR	Neg	(BC) Kronick Moskovitz (FA) Government Fin Strat (UW) LaSalle Natl Bank	05-01-07 Serial	8.182 NIC

### YEARLY FISCAL STATUS REPORT INFORMATION

#### A. FUND BALANCES

<u>Year</u>	<u>Principal Amt Outstanding(\$)</u>	<u>Minimum Bond Reserve(\$)</u>	<u>Bond Reserve Fund(\$)</u>	<u>Capitalized Interest(\$)</u>	<u>Construction Fund(\$)</u>
01/02	701,137	0	0	0	0
03/04	415,662	0	0	0	0
04/05	199,028	0	0	0	0

#### B. TAX COLLECTION

<u>Year</u>	<u>Taxes Due(\$)</u>	<u>Taxes Unpaid(\$)</u>	<u>Percent</u>	<u>Teeter Plan</u>
01/02	1,154,524	0	0	Yes
03/04	1,266,470	9,818	1	Yes
04/05	1,303,638	0	0	Yes

#### C. DELINQUENT PARCELS

<u>Year</u>	<u>Reporting Date</u>	<u># of Parcels</u>	<u>Total Amount Due(\$)</u>
01/02	10-03-02	20	17,766
03/04	06-30-04	17	9,818
04/05	06-30-05	46	29,175

#### D. FORECLOSURE

<u># of Parcels</u>	<u>Total Amount of Taxes Due (\$)</u>
0	0
0	0
0	0

#### E. ASSESSED VALUE OF PARCELS

<u>Reporting Date</u>	<u>Appraisal/ Tax Roll</u>	<u>Assessed Value(\$)</u>
08-09-02	Tax Roll	422,551,216
08-09-04	Tax Roll	471,320,898
07-15-05	Tax Roll	530,699,264

#### F. MISCELLANEOUS



## 2007 MELLO-ROOS YEARLY FISCAL STATUS REPORT

<u>Date</u>	<u>Amount(\$)</u>	<u>Issuing Entity, County, Type of Debt, Purpose</u>	<u>Rating(s) Enhancmt</u>	<u>Type of Sale</u>	<u>Role, Participant</u>	<u>Maturity Date/ Type</u>	<u>Interest Rate/ Type</u>
01-11-06	\$3,335,000	Fairfield-Suisun Unified School District CFD No 1 Solano CDIAC Number: 2005-1895 Limited tax obligation bond K-12 school facility Suisun City Schools Refunding	NR	Neg	(BC) Stradling Yocca (TR) US Bank Natl Assoc (UW) Fairfield-Suisun USD PFA	08-15-17 Term	4.752 NIC

### YEARLY FISCAL STATUS REPORT INFORMATION

#### A. FUND BALANCES

<u>Year</u>	<u>Principal Amt Outstanding(\$)</u>	<u>Minimum Bond Reserve(\$)</u>	<u>Bond Reserve Fund(\$)</u>	<u>Capitalized Interest(\$)</u>	<u>Construction Fund(\$)</u>
05/06	3,335,000	13,180	13,180	0	0
06/07	3,140,965	0	0	0	1,606,008

#### B. TAX COLLECTION

<u>Taxes Due(\$)</u>	<u>Taxes Unpaid(\$)</u>	<u>Percent</u>	<u>Teeter Plan</u>
387,279	0	0	Yes
387,279	23,643	6	Yes

#### C. DELINQUENT PARCELS

<u>Year</u>	<u>Reporting Date</u>	<u># of Parcels</u>	<u>Total Amount Due(\$)</u>
05/06		0	0
06/07	10-04-07	100	23,643

#### D. FORECLOSURE

<u># of Parcels</u>	<u>Total Amount of Taxes Due (\$)</u>
0	0
0	0

#### E. ASSESSED VALUE OF PARCELS

<u>Reporting Date</u>	<u>Appraisal/ Tax Roll</u>	<u>Assessed Value(\$)</u>
		0
07-01-07	Tax Roll	360,591,780

#### F. MISCELLANEOUS



## 2007 MELLO-ROOS YEARLY FISCAL STATUS REPORT

<u>Date</u>	<u>Amount(\$)</u>	<u>Issuing Entity, County, Type of Debt, Purpose</u>	<u>Rating(s) Enhancmt</u>	<u>Type of Sale</u>	<u>Role, Participant</u>	<u>Maturity Date/ Type</u>	<u>Interest Rate/ Type</u>
01-11-06	\$2,475,000	Fairfield-Suisun Unified School District CFD No 2 Solano CDIAC Number: 2005-1896 Limited tax obligation bond K-12 school facility Rancho Solano Refunding	NR	Neg	(BC) Stradling Yocca (TR) US Bank Natl Assoc (UW) Fairfield-Suisun USD PFA	08-15-16 Term	4.98 NIC

### YEARLY FISCAL STATUS REPORT INFORMATION

#### A. FUND BALANCES

<u>Year</u>	<u>Principal Amt Outstanding(\$)</u>	<u>Minimum Bond Reserve(\$)</u>	<u>Bond Reserve Fund(\$)</u>	<u>Capitalized Interest(\$)</u>	<u>Construction Fund(\$)</u>
05/06	2,475,000	96,611	96,611	0	0
06/07	2,318,790	0	0	0	1,233,016

#### B. TAX COLLECTION

<u>Taxes Due(\$)</u>	<u>Taxes Unpaid(\$)</u>	<u>Percent</u>	<u>Teeter Plan</u>
347,828	0	0	Yes
718,033,511	7,522	0	Yes

#### C. DELINQUENT PARCELS

<u>Year</u>	<u>Reporting Date</u>	<u># of Parcels</u>	<u>Total Amount Due(\$)</u>
05/06		0	0
06/07	10-01-07	36	7,522

#### D. FORECLOSURE

<u># of Parcels</u>	<u>Total Amount of Taxes Due (\$)</u>
0	0
0	0

#### E. ASSESSED VALUE OF PARCELS

<u>Reporting Date</u>	<u>Appraisal/ Tax Roll</u>	<u>Assessed Value(\$)</u>
		0
07-01-07	Tax Roll	0

#### F. MISCELLANEOUS



## 2007 MELLO-ROOS YEARLY FISCAL STATUS REPORT

<u>Date</u>	<u>Amount(\$)</u>	<u>Issuing Entity, County, Type of Debt, Purpose</u>	<u>Rating(s) Enhancmt</u>	<u>Type of Sale</u>	<u>Role, Participant</u>	<u>Maturity Date/ Type</u>	<u>Interest Rate/ Type</u>
01-11-06	\$1,455,000	Fairfield-Suisun Unified School District CFD No 4 Solano CDIAC Number: 2005-1897 Limited tax obligation bond K-12 school facility Lawler Ranch Refunding	NR	Neg	(BC) Stradling Yocca (TR) US Bank Natl Assoc (UW) Fairfield-Suisun USD PFA	08-15-15 Term	5.261 NIC

### YEARLY FISCAL STATUS REPORT INFORMATION

#### A. FUND BALANCES

<u>Year</u>	<u>Principal Amt Outstanding(\$)</u>	<u>Minimum Bond Reserve(\$)</u>	<u>Bond Reserve Fund(\$)</u>	<u>Capitalized Interest(\$)</u>	<u>Construction Fund(\$)</u>
05/06	1,455,000	56,795	56,795	0	0
06/07	1,342,140	0	0	0	419,565

#### B. TAX COLLECTION

<u>Taxes Due(\$)</u>	<u>Taxes Unpaid(\$)</u>	<u>Percent</u>	<u>Teeter Plan</u>
204,079	0	0	Yes
204,079	7,832	4	Yes

#### C. DELINQUENT PARCELS

<u>Year</u>	<u>Reporting Date</u>	<u># of Parcels</u>	<u>Total Amount Due(\$)</u>
05/06		0	0
06/07	10-01-07	45	7,832

#### D. FORECLOSURE

<u># of Parcels</u>	<u>Total Amount of Taxes Due (\$)</u>
0	0
0	0

#### E. ASSESSED VALUE OF PARCELS

<u>Reporting Date</u>	<u>Appraisal/ Tax Roll</u>	<u>Assessed Value(\$)</u>
		0
07-01-07	Tax Roll	280,257,229

#### F. MISCELLANEOUS



## 2007 MELLO-ROOS YEARLY FISCAL STATUS REPORT

<u>Date</u>	<u>Amount(\$)</u>	<u>Issuing Entity, County, Type of Debt, Purpose</u>	<u>Rating(s) Enhancmt</u>	<u>Type of Sale</u>	<u>Role, Participant</u>	<u>Maturity Date/ Type</u>	<u>Interest Rate/ Type</u>
01-11-06	\$39,495,000	Fairfield-Suisun Unified School District CFD No 5 Solano CDIAC Number: 2005-1898 Limited tax obligation bond K-12 school facility Refunding	NR	Neg	(BC) Stradling Yocca (TR) US Bank Natl Assoc (UW) Fairfield-Suisun USD PFA	08-15-25 Comb	4.907 NIC

### YEARLY FISCAL STATUS REPORT INFORMATION

#### A. FUND BALANCES

<u>Year</u>	<u>Principal Amt Outstanding(\$)</u>	<u>Minimum Bond Reserve(\$)</u>	<u>Bond Reserve Fund(\$)</u>	<u>Capitalized Interest(\$)</u>	<u>Construction Fund(\$)</u>
05/06	39,495,000	3,448,638	3,448,638	0	0
06/07	38,547,573	0	0	0	6,567,096

#### B. TAX COLLECTION

<u>Year</u>	<u>Taxes Due(\$)</u>	<u>Taxes Unpaid(\$)</u>	<u>Percent</u>	<u>Teeter Plan</u>
05/06	3,613,990	0	0	Yes
06/07	3,613,990	145,712	4	Yes

#### C. DELINQUENT PARCELS

<u>Year</u>	<u>Reporting Date</u>	<u># of Parcels</u>	<u>Total Amount Due(\$)</u>
05/06		0	0
06/07	10-01-07	374	145,712

#### D. FORECLOSURE

<u># of Parcels</u>	<u>Total Amount of Taxes Due (\$)</u>
0	0
0	0

#### E. ASSESSED VALUE OF PARCELS

<u>Reporting Date</u>	<u>Appraisal/ Tax Roll</u>	<u>Assessed Value(\$)</u>
		0
07-01-07	Tax Roll	3,440,613,132

#### F. MISCELLANEOUS



## 2007 MELLO-ROOS YEARLY FISCAL STATUS REPORT

<u>Date</u>	<u>Amount(\$)</u>	<u>Issuing Entity, County, Type of Debt, Purpose</u>	<u>Rating(s) Enhancmt</u>	<u>Type of Sale</u>	<u>Role, Participant</u>	<u>Maturity Date/ Type</u>	<u>Interest Rate/ Type</u>
01-13-05	\$15,585,000	Rio Vista CFD No 2004-1 Solano CDIAC Number: 2005-0002 Limited tax obligation bond Wastewater collection, treatment Northwest Fac	NR	Neg	(BC) Jones Hall (FA) Bartle Wells (TR) Union Bank of CA (UW) Stone & Youngberg	09-01-35 Comb	5.802 NIC

### YEARLY FISCAL STATUS REPORT INFORMATION

#### A. FUND BALANCES

<u>Year</u>	<u>Principal Amt Outstanding(\$)</u>	<u>Minimum Bond Reserve(\$)</u>	<u>Bond Reserve Fund(\$)</u>	<u>Capitalized Interest(\$)</u>	<u>Construction Fund(\$)</u>
04/05	15,585,000	1,117,530	1,126,011	0	0
05/06	15,585,000	1,117,530	1,133,254	0	2,434,674
06/07	15,585,000	1,117,530	1,135,425	165	709,088

#### B. TAX COLLECTION

<u>Year</u>	<u>Taxes Due(\$)</u>	<u>Taxes Unpaid(\$)</u>	<u>Percent</u>	<u>Teeter Plan</u>
04/05	0	0	0	No
05/06	877,393	5,482	1	Yes
06/07	1,133,337	8,908	1	Yes

#### C. DELINQUENT PARCELS

<u>Year</u>	<u>Reporting Date</u>	<u># of Parcels</u>	<u>Total Amount Due(\$)</u>
04/05	06-30-05	0	0
05/06	06-30-06	16	5,482
06/07	06-30-07	18	8,908

#### D. FORECLOSURE

<u># of Parcels</u>	<u>Total Amount of Taxes Due (\$)</u>
0	0
0	0
0	0

#### E. ASSESSED VALUE OF PARCELS

<u>Reporting Date</u>	<u>Appraisal/ Tax Roll</u>	<u>Assessed Value(\$)</u>
01-01-05	Tax Roll	34,965,524
06-30-06	Tax Roll	145,435,175
06-30-07	Tax Roll	189,528,430

#### F. MISCELLANEOUS



## 2007 MELLO-ROOS YEARLY FISCAL STATUS REPORT

<u>Date</u>	<u>Amount(\$)</u>	<u>Issuing Entity, County, Type of Debt, Purpose</u>	<u>Rating(s) Enhancmt</u>	<u>Type of Sale</u>	<u>Role, Participant</u>	<u>Maturity Date/ Type</u>	<u>Interest Rate/ Type</u>
09-12-06	\$15,020,000	Rio Vista CFD No 2006-1 Solano CDIAC Number: 2006-0976 Limited tax obligation bond Wastewater collection, treatment Northwest Treatment Plant Phase I	NR	Neg	(BC) Richards Watson (FA) Urban Futures (TR) Union Bank of CA (UW) E J De La Rosa	09-01-36 Comb	5.225 TIC

### YEARLY FISCAL STATUS REPORT INFORMATION

#### A. FUND BALANCES

<u>Year</u>	<u>Principal Amt Outstanding(\$)</u>	<u>Minimum Bond Reserve(\$)</u>	<u>Bond Reserve Fund(\$)</u>	<u>Capitalized Interest(\$)</u>	<u>Construction Fund(\$)</u>
06/07	15,020,000	1,016,194	1,049,844	390,541	1,329,111

#### B. TAX COLLECTION

<u>Taxes Due(\$)</u>	<u>Taxes Unpaid(\$)</u>	<u>Percent</u>	<u>Teeter Plan</u>
0	0	0	Yes

#### C. DELINQUENT PARCELS

<u>Year</u>	<u>Reporting Date</u>	<u># of Parcels</u>	<u>Total Amount Due(\$)</u>
06/07	06-30-07	0	0

#### D. FORECLOSURE

<u># of Parcels</u>	<u>Total Amount of Taxes Due (\$)</u>
0	0

#### E. ASSESSED VALUE OF PARCELS

<u>Reporting Date</u>	<u>Appraisal/ Tax Roll</u>	<u>Assessed Value(\$)</u>
06-30-07	Tax Roll	192,110,000

#### F. MISCELLANEOUS



## 2007 MELLO-ROOS YEARLY FISCAL STATUS REPORT

<u>Date</u>	<u>Amount(\$)</u>	<u>Issuing Entity, County, Type of Debt, Purpose</u>	<u>Rating(s) Enhancmt</u>	<u>Type of Sale</u>	<u>Role, Participant</u>	<u>Maturity Date/ Type</u>	<u>Interest Rate/ Type</u>
04-15-98	\$10,365,000	Vacaville CFD No 2 Solano CDIAC Number: 1998-0476 Limited tax obligation bond Multiple capital improvements, public works Nut Tree Pkwy Refunding	NR	Neg	(BC) Jones Hall (TR) US Bank Corp Trust (UW) E J De La Rosa	09-01-15 Comb	5.489 NIC

### YEARLY FISCAL STATUS REPORT INFORMATION

#### A. FUND BALANCES

<u>Year</u>	<u>Principal Amt Outstanding(\$)</u>	<u>Minimum Bond Reserve(\$)</u>	<u>Bond Reserve Fund(\$)</u>	<u>Capitalized Interest(\$)</u>	<u>Construction Fund(\$)</u>
01/02	8,140,000	852,920	1,103,347	0	0
02/03	7,725,000	783,977	1,116,012	0	0
03/04	6,340,000	783,977	1,123,986	0	0
04/05	5,945,000	783,977	1,145,707	0	0
06/07	5,095,000	722,820	1,255,474	0	0

#### B. TAX COLLECTION

<u>Year</u>	<u>Taxes Due(\$)</u>	<u>Taxes Unpaid(\$)</u>	<u>Percent</u>	<u>Teeter Plan</u>
01/02	869,886	39,921	5	Yes
02/03	866,148	817	0	Yes
03/04	755,601	37,307	5	Yes
04/05	754,228	0	0	Yes
06/07	772,017	38,318	5	Yes

#### C. DELINQUENT PARCELS

<u>Year</u>	<u>Reporting Date</u>	<u># of Parcels</u>	<u>Total Amount Due(\$)</u>
01/02	06-30-02	3	70,587
02/03	06-30-03	4	48,398
03/04	05-24-04	3	37,307
04/05	05-16-05	0	0
06/07	06-30-07	4	38,318

#### D. FORECLOSURE

<u># of Parcels</u>	<u>Total Amount of Taxes Due (\$)</u>
0	0
0	0
0	0
0	0
0	0

#### E. ASSESSED VALUE OF PARCELS

<u>Reporting Date</u>	<u>Appraisal/ Tax Roll</u>	<u>Assessed Value(\$)</u>
01-01-02	Tax Roll	132,164,916
01-01-03	Tax Roll	139,638,764
01-02-04	Tax Roll	152,853,825
10-01-04	Tax Roll	152,853,825
06-30-07	Tax Roll	174,097,061

#### F. MISCELLANEOUS





## 2007 MELLO-ROOS YEARLY FISCAL STATUS REPORT

<u>Date</u>	<u>Amount(\$)</u>	<u>Issuing Entity, County, Type of Debt, Purpose</u>	<u>Rating(s) Enhancmt</u>	<u>Type of Sale</u>	<u>Role, Participant</u>	<u>Maturity Date/ Type</u>	<u>Interest Rate/ Type</u>
07-23-01	\$19,305,000	Vallejo City Unified School District CFD No 2 Solano CDIAC Number: 2001-1330 Limited tax obligation bond K-12 school facility Refunding	S:AAA M:Aaa  Ins	Neg	(BC) Kronick Moskovitz (FA) KNN (EN) FSA (TR) BNY Western Trust (UW) Prudential Sec Inc	09-01-31 Comb	5.017 TIC

### YEARLY FISCAL STATUS REPORT INFORMATION

#### A. FUND BALANCES

<u>Year</u>	<u>Principal Amt Outstanding(\$)</u>	<u>Minimum Bond Reserve(\$)</u>	<u>Bond Reserve Fund(\$)</u>	<u>Capitalized Interest(\$)</u>	<u>Construction Fund(\$)</u>	<u>Taxes Due(\$)</u>	<u>Taxes Unpaid(\$)</u>	<u>Percent</u>	<u>Teeter Plan</u>
01/02		0	0	0	0	0	0	0	No
02/03	19,085,000	1,253,000	0	0	0	2,678,455	135,946	5	No
03/04	18,770,000	1,253,000	0	0	0	2,923,716	143,568	5	No
04/05	38,000,000	1,253,000	0	0	0	3,088,971	121,627	4	No
05/06	18,095,000	1,253,000	0	0	0	3,293,696	145,925	4	Yes
06/07	17,730,000	1,253,000	0	0	0	3,381,450	248,420	7	Yes

#### B. TAX COLLECTION

#### C. DELINQUENT PARCELS

<u>Year</u>	<u>Reporting Date</u>	<u># of Parcels</u>	<u>Total Amount Due(\$)</u>	<u># of Parcels</u>	<u>Total Amount of Taxes Due (\$)</u>	<u>Reporting Date</u>	<u>Appraisal/ Tax Roll</u>	<u>Assessed Value(\$)</u>
01/02		0	0	0	0			0
02/03	05-28-03	145	445,286	0	0	07-01-03	Tax Roll	945,494,760
03/04	07-22-04	206	143,568	0	0	07-01-04	Tax Roll	1,109,342,976
04/05	07-21-05	175	160,701	0	0	07-01-05	Tax Roll	231,756,177
05/06	07-24-06	151	165,939	0	0	07-01-06	Tax Roll	1,481,074,647
06/07	06-26-07	257	325,230	0	0	07-01-07	Tax Roll	1,603,350,743

#### D. FORECLOSURE

#### E. ASSESSED VALUE OF PARCELS

#### F. MISCELLANEOUS

Bond Reserve Fund is held by Surety Bond.



## 2007 MELLO-ROOS YEARLY FISCAL STATUS REPORT

<u>Date</u>	<u>Amount(\$)</u>	<u>Issuing Entity, County, Type of Debt, Purpose</u>	<u>Rating(s) Enhancmt</u>	<u>Type of Sale</u>	<u>Role, Participant</u>	<u>Maturity Date/ Type</u>	<u>Interest Rate/ Type</u>
01-25-07	\$7,360,000	Vallejo City Unified School District CFD No 2 Solano CDIAC Number: 2006-0194 Limited tax obligation bond K-12 school facility	S:AAA/BBB+ M:Aaa/Baa2  Ins	Neg	(BC) Kronick Moskovitz (FA) Government Fin Strat (EN) XL Capital Assurance (TR) The Bank of NY Trust Co (UW) Stifel Nicolaus & Co Inc	09-01-31 Comb	4.054 TIC

### YEARLY FISCAL STATUS REPORT INFORMATION

#### A. FUND BALANCES

<u>Year</u>	<u>Principal Amt Outstanding(\$)</u>	<u>Minimum Bond Reserve(\$)</u>	<u>Bond Reserve Fund(\$)</u>	<u>Capitalized Interest(\$)</u>	<u>Construction Fund(\$)</u>
06/07	7,360,000	500,253	0	0	0

#### B. TAX COLLECTION

<u>Taxes Due(\$)</u>	<u>Taxes Unpaid(\$)</u>	<u>Percent</u>	<u>Teeter Plan</u>
3,381,450	248,420	7	Yes

#### C. DELINQUENT PARCELS

<u>Year</u>	<u>Reporting Date</u>	<u># of Parcels</u>	<u>Total Amount Due(\$)</u>
06/07	07-26-07	257	325,230

#### D. FORECLOSURE

<u># of Parcels</u>	<u>Total Amount of Taxes Due (\$)</u>
0	0

#### E. ASSESSED VALUE OF PARCELS

<u>Reporting Date</u>	<u>Appraisal/ Tax Roll</u>	<u>Assessed Value(\$)</u>
07-01-07	Tax Roll	1,603,350,743

#### F. MISCELLANEOUS

The Bond Reserve Fund is secured by a surety bond.



## 2007 MELLO-ROOS YEARLY FISCAL STATUS REPORT

<u>Date</u>	<u>Amount(\$)</u>	<u>Issuing Entity, County, Type of Debt, Purpose</u>	<u>Rating(s) Enhancmt</u>	<u>Type of Sale</u>	<u>Role, Participant</u>	<u>Maturity Date/ Type</u>	<u>Interest Rate/ Type</u>
12-02-99	\$2,020,000	Schell-Vista Fire Protection District CFD No 1 Sonoma CDIAC Number: 1999-1979 Limited tax obligation bond Public building Fire Station	S:AAA/A	Neg	(BC) Orrick Herrington (EN) Ambac (TR) US Bank Corp Trust (UW) Stone & Youngberg	09-01-29 Comb	5.826 NIC

### YEARLY FISCAL STATUS REPORT INFORMATION

#### A. FUND BALANCES

<u>Year</u>	<u>Principal Amt Outstanding(\$)</u>	<u>Minimum Bond Reserve(\$)</u>	<u>Bond Reserve Fund(\$)</u>	<u>Capitalized Interest(\$)</u>	<u>Construction Fund(\$)</u>
01/02	1,990,000	147,938	148,114	0	59,355
02/03	1,955,000	147,938	37,070	0	0
03/04	1,920,000	147,938	37,038	0	0
04/05	1,885,000	147,938	148,187	0	0
05/06	1,845,000	147,938	148,438	0	0
06/07	1,805,000	147,938	148,511	0	0

#### B. TAX COLLECTION

<u>Year</u>	<u>Taxes Due(\$)</u>	<u>Taxes Unpaid(\$)</u>	<u>Percent</u>	<u>Teeter Plan</u>
01/02	160,699	2,498	2	No
02/03	156,498	2,357	2	No
03/04	147,136	1,671	1	No
04/05	150,049	2,364	2	No
05/06	158,251	1,550	1	No
06/07	180,110	2,427	1	No

#### C. DELINQUENT PARCELS

<u>Year</u>	<u>Reporting Date</u>	<u># of Parcels</u>	<u>Total Amount Due(\$)</u>
01/02	07-04-02	67	4,069
02/03	07-06-03	114	4,061
03/04	07-06-04	64	2,991
04/05	07-05-05	51	2,364
05/06	07-06-06	46	2,571
06/07	07-05-07	60	3,582

#### D. FORECLOSURE

<u># of Parcels</u>	<u>Total Amount of Taxes Due (\$)</u>
0	0
0	0
0	0
0	0
0	0
0	0

#### E. ASSESSED VALUE OF PARCELS

<u>Reporting Date</u>	<u>Appraisal/ Tax Roll</u>	<u>Assessed Value(\$)</u>
06-30-02	Tax Roll	774,870,869
06-30-03	Tax Roll	890,704,696
06-30-04	Tax Roll	1,095,022,743
07-01-05	Tax Roll	1,152,234,498
07-01-06	Tax Roll	1,271,690,743
07-01-07	Tax Roll	1,412,230,044

#### F. MISCELLANEOUS

Bond Reserve Fund consists of a \$110,953 Surety Bond.



## 2007 MELLO-ROOS YEARLY FISCAL STATUS REPORT

<u>Date</u>	<u>Amount(\$)</u>	<u>Issuing Entity, County, Type of Debt, Purpose</u>	<u>Rating(s) Enhancmt</u>	<u>Type of Sale</u>	<u>Role, Participant</u>	<u>Maturity Date/ Type</u>	<u>Interest Rate/ Type</u>
11-30-05	\$403,463	Schell-Vista Fire Protection District CFD No 1 Sonoma CDIAC Number: 2005-1879 Limited tax obligation bond Public building Fire Station Federally Taxable	S:A	Neg	(BC) Orrick Herrington (TR) US Bank Natl Assoc (UW) Stone & Youngberg	09-01-32 Comb	6.687 TIC

### YEARLY FISCAL STATUS REPORT INFORMATION

#### A. FUND BALANCES

<u>Year</u>	<u>Principal Amt Outstanding(\$)</u>	<u>Minimum Bond Reserve(\$)</u>	<u>Bond Reserve Fund(\$)</u>	<u>Capitalized Interest(\$)</u>	<u>Construction Fund(\$)</u>
05/06	403,463	40,346	41,084	0	0
06/07	403,463	40,346	43,034	0	0

#### B. TAX COLLECTION

<u>Year</u>	<u>Taxes Due(\$)</u>	<u>Taxes Unpaid(\$)</u>	<u>Percent</u>	<u>Teeter Plan</u>
05/06	158,251	1,550	1	No
06/07	180,110	2,247	1	No

#### C. DELINQUENT PARCELS

<u>Year</u>	<u>Reporting Date</u>	<u># of Parcels</u>	<u>Total Amount Due(\$)</u>
05/06	07-06-06	46	2,571
06/07	07-05-07	60	3,582

#### D. FORECLOSURE

<u># of Parcels</u>	<u>Total Amount of Taxes Due (\$)</u>
0	0
0	0

#### E. ASSESSED VALUE OF PARCELS

<u>Reporting Date</u>	<u>Appraisal/ Tax Roll</u>	<u>Assessed Value(\$)</u>
07-01-06	Tax Roll	1,271,690,743
07-01-07	Tax Roll	1,412,230,044

#### F. MISCELLANEOUS



## 2007 MELLO-ROOS YEARLY FISCAL STATUS REPORT

<u>Date</u>	<u>Amount(\$)</u>	<u>Issuing Entity, County, Type of Debt, Purpose</u>	<u>Rating(s) Enhancmt</u>	<u>Type of Sale</u>	<u>Role, Participant</u>	<u>Maturity Date/ Type</u>	<u>Interest Rate/ Type</u>
08-17-05	\$10,640,000	Waugh School District Corona/Ely CFD No 1 Sonoma CDIAC Number: 2005-1251 Limited tax obligation bond K-12 school facility Refunding	S:AAA/A- M:Aaa  Ins	Comp	(BC) Orrick Herrington (FA) Fieldman Rolapp (EN) Ambac (TR) The Bank of NY Trust Co (UW) Citigroup Global Markets	09-01-26 Comb	4.102 NIC

### YEARLY FISCAL STATUS REPORT INFORMATION

#### A. FUND BALANCES

<u>Year</u>	<u>Principal Amt Outstanding(\$)</u>	<u>Minimum Bond Reserve(\$)</u>	<u>Bond Reserve Fund(\$)</u>	<u>Capitalized Interest(\$)</u>	<u>Construction Fund(\$)</u>
05/06	10,640,000	770,069	775,854	0	0
06/07	9,935,000	754,100	782,482	0	0

#### B. TAX COLLECTION

<u>Year</u>	<u>Taxes Due(\$)</u>	<u>Taxes Unpaid(\$)</u>	<u>Percent</u>	<u>Teeter Plan</u>
05/06	679,354	8,972	1	No
06/07	669,373	1,278	0	No

#### C. DELINQUENT PARCELS

<u>Year</u>	<u>Reporting Date</u>	<u># of Parcels</u>	<u>Total Amount Due(\$)</u>
05/06	06-30-06	23	8,972
06/07	07-03-07	5	1,278

#### D. FORECLOSURE

<u># of Parcels</u>	<u>Total Amount of Taxes Due (\$)</u>
0	0
0	0

#### E. ASSESSED VALUE OF PARCELS

<u>Reporting Date</u>	<u>Appraisal/ Tax Roll</u>	<u>Assessed Value(\$)</u>
07-01-06	Tax Roll	526,602,504
07-01-07	Tax Roll	564,531,849

#### F. MISCELLANEOUS



## 2007 MELLO-ROOS YEARLY FISCAL STATUS REPORT

<u>Date</u>	<u>Amount(\$)</u>	<u>Issuing Entity, County, Type of Debt, Purpose</u>	<u>Rating(s) Enhancmt</u>	<u>Type of Sale</u>	<u>Role, Participant</u>	<u>Maturity Date/ Type</u>	<u>Interest Rate/ Type</u>
05-17-01	\$2,641,013	Empire Union School District CFD No 1987-1 Stanislaus CDIAC Number: 2001-0386 Limited tax obligation bond K-12 school facility	S:AAA/A    Ins	Neg	(BC) Orrick Herrington (EN) Ambac (TR) US Bank Corp Trust (UW) Stone & Youngberg	10-01-17 Serial	6.13 TIC

### YEARLY FISCAL STATUS REPORT INFORMATION

#### A. FUND BALANCES

<u>Year</u>	<u>Principal Amt Outstanding(\$)</u>	<u>Minimum Bond Reserve(\$)</u>	<u>Bond Reserve Fund(\$)</u>	<u>Capitalized Interest(\$)</u>	<u>Construction Fund(\$)</u>
01/02	2,641,013	1,320,000	0	0	9,825,170
02/03	5,245,000	1,320,000	0	0	91
03/04	5,135,000	1,320,000	0	0	0
04/05	5,025,000	1,320,000	0	0	0
05/06	4,920,000	1,320,000	1,320,000	0	0
06/07	4,810,000	1,320,000	0	0	0

#### B. TAX COLLECTION

<u>Year</u>	<u>Taxes Due(\$)</u>	<u>Taxes Unpaid(\$)</u>	<u>Percent</u>	<u>Teeter Plan</u>
01/02	2,235,950	46,175	2	No
02/03	2,279,975	108,885	5	No
03/04	2,307,570	34,951	2	No
04/05	2,401,046	44,317	2	No
05/06	2,401,046	56,118	2	No
06/07	2,442,528	135,767	6	No

#### C. DELINQUENT PARCELS

<u>Year</u>	<u>Reporting Date</u>	<u># of Parcels</u>	<u>Total Amount Due(\$)</u>
01/02	06-30-02	337	62,209
02/03	06-30-03	432	129,050
03/04	06-30-04	592	60,422
04/05	06-30-05	242	46,233
05/06	06-30-06	325	57,969
06/07	06-30-07	684	137,619

#### D. FORECLOSURE

<u># of Parcels</u>	<u>Total Amount of Taxes Due (\$)</u>
0	0
0	0
0	0
0	0
0	0
0	0

#### E. ASSESSED VALUE OF PARCELS

<u>Reporting Date</u>	<u>Appraisal/ Tax Roll</u>	<u>Assessed Value(\$)</u>
01-01-02	Tax Roll	1,417,028,121
06-30-03	Tax Roll	1,349,504,782
01-01-04	Tax Roll	1,301,237,485
01-01-05	Tax Roll	1,518,929,550
01-01-06	Tax Roll	1,682,682,901
01-01-07	Tax Roll	1,858,078,960

#### F. MISCELLANEOUS

Surety bond covers reserve fund minimum balance required.



## 2007 MELLO-ROOS YEARLY FISCAL STATUS REPORT

<u>Date</u>	<u>Amount(\$)</u>	<u>Issuing Entity, County, Type of Debt, Purpose</u>	<u>Rating(s) Enhancmt</u>	<u>Type of Sale</u>	<u>Role, Participant</u>	<u>Maturity Date/ Type</u>	<u>Interest Rate/ Type</u>
02-27-02	\$7,015,244	Empire Union School District CFD No 1987-1 Stanislaus CDIAC Number: 2002-0135 Limited tax obligation bond K-12 school facility	S:AAA    Ins	Neg	(BC) Orrick Herrington (EN) Ambac (TR) US Bank Natl Assoc (UW) Stone & Youngberg	10-01-32 Serial	5.856 TIC

### YEARLY FISCAL STATUS REPORT INFORMATION

#### A. FUND BALANCES

<u>Year</u>	<u>Principal Amt Outstanding(\$)</u>	<u>Minimum Bond Reserve(\$)</u>	<u>Bond Reserve Fund(\$)</u>	<u>Capitalized Interest(\$)</u>	<u>Construction Fund(\$)</u>
01/02	7,015,244	1,665,000	0	0	9,825,170
02/03	24,975,000	1,665,000	0	0	5,516,473
03/04	24,975,000	1,665,000	0	0	5,810,521
04/05	24,975,000	1,665,000	0	0	3,530,661
05/06	24,975,000	1,665,000	1,665,000	0	1,923,226
06/07	24,975,000	1,665,000	0	0	1,705,387

#### B. TAX COLLECTION

<u>Year</u>	<u>Taxes Due(\$)</u>	<u>Taxes Unpaid(\$)</u>	<u>Percent</u>	<u>Teeter Plan</u>
01/02	2,235,950	46,175	2	No
02/03	2,279,975	108,885	5	No
03/04	2,307,570	34,951	2	No
04/05	2,401,046	44,317	2	No
05/06	2,401,046	56,118	2	No
06/07	2,442,528	135,767	6	No

#### C. DELINQUENT PARCELS

<u>Year</u>	<u>Reporting Date</u>	<u># of Parcels</u>	<u>Total Amount Due(\$)</u>
01/02	06-30-02	337	62,209
02/03	06-30-03	432	129,050
03/04	06-30-04	592	60,422
04/05	06-30-05	242	46,233
05/06	06-30-06	325	57,969
06/07	06-30-07	684	137,619

#### D. FORECLOSURE

<u># of Parcels</u>	<u>Total Amount of Taxes Due (\$)</u>
0	0
0	0
0	0
0	0
0	0
0	0

#### E. ASSESSED VALUE OF PARCELS

<u>Reporting Date</u>	<u>Appraisal/ Tax Roll</u>	<u>Assessed Value(\$)</u>
01-01-02	Tax Roll	1,417,028,121
06-30-03	Tax Roll	1,349,504,782
01-01-04	Tax Roll	1,301,237,485
01-01-05	Tax Roll	1,518,929,550
01-01-06	Tax Roll	1,682,682,901
06-30-07	Tax Roll	1,858,078,960

#### F. MISCELLANEOUS

Surety bond covers Bond Reserve Fund.



## 2007 MELLO-ROOS YEARLY FISCAL STATUS REPORT

<u>Date</u>	<u>Amount(\$)</u>	<u>Issuing Entity, County, Type of Debt, Purpose</u>	<u>Rating(s) Enhancmt</u>	<u>Type of Sale</u>	<u>Role, Participant</u>	<u>Maturity Date/ Type</u>	<u>Interest Rate/ Type</u>
06-19-02	\$13,000,000	Empire Union School District CFD No 1987-1 Stanislaus CDIAC Number: 2002-1321 Limited tax obligation bond K-12 school facility Refunding	S:AAA     Ins	Neg	(BC) Orrick Herrington (EN) Ambac (TR) US Bank Natl Assoc (UW) Stone & Youngberg	10-01-17 Serial	3.82% NIC

### YEARLY FISCAL STATUS REPORT INFORMATION

#### A. FUND BALANCES

<u>Year</u>	<u>Principal Amt Outstanding(\$)</u>	<u>Minimum Bond Reserve(\$)</u>	<u>Bond Reserve Fund(\$)</u>	<u>Capitalized Interest(\$)</u>	<u>Construction Fund(\$)</u>
01/02	13,000,000	1,665,000	0	0	9,825,170
02/03	12,175,000	1,665,000	0	0	5,516,473
03/04	11,330,000	1,278,755	0	0	5,810,521
04/05	10,460,000	1,278,755	0	0	3,530,661
05/06	9,580,000	1,278,755	1,278,755	0	1,923,226
06/07	8,670,000	1,278,755	0	0	1,705,387

#### B. TAX COLLECTION

<u>Taxes Due(\$)</u>	<u>Taxes Unpaid(\$)</u>	<u>Percent</u>	<u>Teeter Plan</u>
2,235,950	46,175	2	No
2,279,975	108,885	5	No
2,307,570	34,951	2	No
2,401,046	44,317	2	No
2,401,046	56,118	2	No
2,442,528	135,767	6	No

#### C. DELINQUENT PARCELS

<u>Year</u>	<u>Reporting Date</u>	<u># of Parcels</u>	<u>Total Amount Due(\$)</u>
01/02	06-30-02	337	62,209
02/03	06-30-03	432	129,050
03/04	06-30-03	592	60,422
04/05	06-30-05	242	46,233
05/06	06-30-06	325	57,969
06/07	06-30-07	684	137,619

#### D. FORECLOSURE

<u># of Parcels</u>	<u>Total Amount of Taxes Due (\$)</u>
0	0
0	0
0	0
0	0
0	0
0	0

#### E. ASSESSED VALUE OF PARCELS

<u>Reporting Date</u>	<u>Appraisal/ Tax Roll</u>	<u>Assessed Value(\$)</u>
01-01-02	Tax Roll	1,417,028,121
06-30-03	Tax Roll	1,349,504,782
01-01-04	Tax Roll	1,301,237,485
01-01-05	Tax Roll	1,518,929,550
01-01-06	Tax Roll	1,682,682,901
06-30-07	Tax Roll	1,858,078,960

#### F. MISCELLANEOUS

Surety bond covers bond reserve fund.





## 2007 MELLO-ROOS YEARLY FISCAL STATUS REPORT

<u>Date</u>	<u>Amount(\$)</u>	<u>Issuing Entity, County, Type of Debt, Purpose</u>	<u>Rating(s) Enhancmt</u>	<u>Type of Sale</u>	<u>Role, Participant</u>	<u>Maturity Date/ Type</u>	<u>Interest Rate/ Type</u>
06-28-05	\$4,960,000	Modesto CFD No 2003-01 Stanislaus CDIAC Number: 2004-0851 Limited tax obligation bond Multiple capital improvements, public works Fairview Village	NR	Neg	(BC) Stradling Yocca (FA) Public Financial (TR) The Bank of NY Trust Co (UW) UBS Financial Services	09-01-35 Comb	5.361 TIC

### YEARLY FISCAL STATUS REPORT INFORMATION

#### A. FUND BALANCES

<u>Year</u>	<u>Principal Amt Outstanding(\$)</u>	<u>Minimum Bond Reserve(\$)</u>	<u>Bond Reserve Fund(\$)</u>	<u>Capitalized Interest(\$)</u>	<u>Construction Fund(\$)</u>
04/05	4,960,000	438,441	438,441	32,654	3,844,130
05/06	4,960,000	438,441	449,410	25	2,339,423
06/07	4,960,000	438,441	476,865	0	85,940

#### B. TAX COLLECTION

<u>Year</u>	<u>Taxes Due(\$)</u>	<u>Taxes Unpaid(\$)</u>	<u>Percent</u>	<u>Teeter Plan</u>
04/05	108,465	0	0	No
05/06	447,704	12,174	3	No
06/07	339,590	6,205	2	No

#### C. DELINQUENT PARCELS

<u>Year</u>	<u>Reporting Date</u>	<u># of Parcels</u>	<u>Total Amount Due(\$)</u>
04/05	06-06-05	0	0
05/06	10-04-06	24	12,174
06/07	10-12-07	6	6,205

#### D. FORECLOSURE

<u># of Parcels</u>	<u>Total Amount of Taxes Due (\$)</u>
0	0
0	0
6	6,205

#### E. ASSESSED VALUE OF PARCELS

<u>Reporting Date</u>	<u>Appraisal/ Tax Roll</u>	<u>Assessed Value(\$)</u>
07-01-05	Appraisal	15,000,000
07-01-06	Tax Roll	98,312,910
07-01-07	Tax Roll	120,761,679

#### F. MISCELLANEOUS



## 2007 MELLO-ROOS YEARLY FISCAL STATUS REPORT

<u>Date</u>	<u>Amount(\$)</u>	<u>Issuing Entity, County, Type of Debt, Purpose</u>	<u>Rating(s) Enhancmt</u>	<u>Type of Sale</u>	<u>Role, Participant</u>	<u>Maturity Date/ Type</u>	<u>Interest Rate/ Type</u>
03-08-06	\$31,085,000	Modesto CFD No 2004-1 Stanislaus CDIAC Number: 2006-0023 Limited tax obligation bond Multiple capital improvements, public works Village One #2	NR	Neg	(BC) Sidley Austin LLP (FA) Public Financial (TR) The Bank of NY Trust Co (UW) UBS Securities	09-01-36 Comb	5.223 TIC

### YEARLY FISCAL STATUS REPORT INFORMATION

#### A. FUND BALANCES

<u>Year</u>	<u>Principal Amt Outstanding(\$)</u>	<u>Minimum Bond Reserve(\$)</u>	<u>Bond Reserve Fund(\$)</u>	<u>Capitalized Interest(\$)</u>	<u>Construction Fund(\$)</u>
05/06	31,085,000	2,739,014	2,754,061	703,242	26,750,412
06/07	31,085,000	2,739,014	2,801,842	57,706	24,093,658

#### B. TAX COLLECTION

<u>Year</u>	<u>Taxes Due(\$)</u>	<u>Taxes Unpaid(\$)</u>	<u>Percent</u>	<u>Teeter Plan</u>
05/06	1,159,474	77,306	7	No
06/07	0	1,966,274	0	No

#### C. DELINQUENT PARCELS

<u>Year</u>	<u>Reporting Date</u>	<u># of Parcels</u>	<u>Total Amount Due(\$)</u>
05/06	10-04-06	11	77,306
06/07	10-12-07	33	35,616

#### D. FORECLOSURE

<u># of Parcels</u>	<u>Total Amount of Taxes Due (\$)</u>
0	0
0	0

#### E. ASSESSED VALUE OF PARCELS

<u>Reporting Date</u>	<u>Appraisal/ Tax Roll</u>	<u>Assessed Value(\$)</u>
07-01-06	Tax Roll	256,592,443
07-01-07	Tax Roll	414,668,280

#### F. MISCELLANEOUS



## 2007 MELLO-ROOS YEARLY FISCAL STATUS REPORT

<u>Date</u>	<u>Amount(\$)</u>	<u>Issuing Entity, County, Type of Debt, Purpose</u>	<u>Rating(s) Enhancmt</u>	<u>Type of Sale</u>	<u>Role, Participant</u>	<u>Maturity Date/ Type</u>	<u>Interest Rate/ Type</u>
10-23-03	\$4,405,000	Oakdale CFD No 2003-2 Stanislaus CDIAC Number: 2003-1816 Limited tax obligation bond Multiple capital improvements, public works Bridle Ridge	NR	Neg	(BC) Jones Hall (TR) US Bank Natl Assoc (UW) RBC Dain Rauscher	09-01-34 Comb	5.978 NIC

### YEARLY FISCAL STATUS REPORT INFORMATION

#### A. FUND BALANCES

<u>Year</u>	<u>Principal Amt Outstanding(\$)</u>	<u>Minimum Bond Reserve(\$)</u>	<u>Bond Reserve Fund(\$)</u>	<u>Capitalized Interest(\$)</u>	<u>Construction Fund(\$)</u>
03/04	4,405,000	314,775	315,352	121,524	8,662
04/05	4,335,000	314,775	318,986	0	8,782
05/06	4,335,000	314,775	318,986	0	8,782
06/07	4,255,000	198,236	320,346	0	0

#### B. TAX COLLECTION

<u>Year</u>	<u>Taxes Due(\$)</u>	<u>Taxes Unpaid(\$)</u>	<u>Percent</u>	<u>Teeter Plan</u>
03/04	0	0	0	Yes
04/05	327,154	155,709	48	No
05/06	326,907	7,700	2	No
06/07	330,541	39,287	12	No

#### C. DELINQUENT PARCELS

<u>Year</u>	<u>Reporting Date</u>	<u># of Parcels</u>	<u>Total Amount Due(\$)</u>
03/04		0	0
04/05	06-30-05	3	155,709
05/06	06-30-06	18	7,700
06/07	06-30-07	71	39,287

#### D. FORECLOSURE

<u># of Parcels</u>	<u>Total Amount of Taxes Due (\$)</u>
0	0
0	0
0	0
0	0

#### E. ASSESSED VALUE OF PARCELS

<u>Reporting Date</u>	<u>Appraisal/ Tax Roll</u>	<u>Assessed Value(\$)</u>
01-01-04	Tax Roll	25,392,758
01-01-05	Tax Roll	58,163,260
01-01-06	Tax Roll	149,464,161
01-01-07	Tax Roll	211,248,461

#### F. MISCELLANEOUS



## 2007 MELLO-ROOS YEARLY FISCAL STATUS REPORT

<u>Date</u>	<u>Amount(\$)</u>	<u>Issuing Entity, County, Type of Debt, Purpose</u>	<u>Rating(s) Enhancmt</u>	<u>Type of Sale</u>	<u>Role, Participant</u>	<u>Maturity Date/ Type</u>	<u>Interest Rate/ Type</u>
08-26-04	\$1,565,000	Oakdale CFD No 2004-1 Stanislaus CDIAC Number: 2004-1471 Limited tax obligation bond Multiple capital improvements, public works Bridle Ridge Phase 2	NR	Neg	(BC) Jones Hall (TR) US Bank Natl Assoc (UW) RBC Dain Rauscher	09-01-34 Comb	6.018 NIC

### YEARLY FISCAL STATUS REPORT INFORMATION

#### A. FUND BALANCES

<u>Year</u>	<u>Principal Amt Outstanding(\$)</u>	<u>Minimum Bond Reserve(\$)</u>	<u>Bond Reserve Fund(\$)</u>	<u>Capitalized Interest(\$)</u>	<u>Construction Fund(\$)</u>
04/05	1,565,000	116,000	117,357	44,968	237,977
05/06	1,565,000	116,000	116,753	0	237,977
06/07	1,540,000	116,000	120,611	0	0

#### B. TAX COLLECTION

<u>Year</u>	<u>Taxes Due(\$)</u>	<u>Taxes Unpaid(\$)</u>	<u>Percent</u>	<u>Teeter Plan</u>
04/05	0	0	0	No
05/06	132,440	9,438	7	No
06/07	126,005	12,043	10	No

#### C. DELINQUENT PARCELS

<u>Year</u>	<u>Reporting Date</u>	<u># of Parcels</u>	<u>Total Amount Due(\$)</u>
04/05	06-30-05	0	0
05/06	06-30-06	1	9,438
06/07	06-30-07	23	12,043

#### D. FORECLOSURE

<u># of Parcels</u>	<u>Total Amount of Taxes Due (\$)</u>
0	0
0	0
0	0

#### E. ASSESSED VALUE OF PARCELS

<u>Reporting Date</u>	<u>Appraisal/ Tax Roll</u>	<u>Assessed Value(\$)</u>
01-01-05	Tax Roll	12,160,457
01-01-06	Tax Roll	30,123,146
01-01-07	Tax Roll	62,222,710

#### F. MISCELLANEOUS



## 2007 MELLO-ROOS YEARLY FISCAL STATUS REPORT

<u>Date</u>	<u>Amount(\$)</u>	<u>Issuing Entity, County, Type of Debt, Purpose</u>	<u>Rating(s) Enhancmt</u>	<u>Type of Sale</u>	<u>Role, Participant</u>	<u>Maturity Date/ Type</u>	<u>Interest Rate/ Type</u>
01-19-06	\$3,390,000	Oakdale CFD No 2005-1 Stanislaus CDIAC Number: 2006-0097 Limited tax obligation bond Multiple capital improvements, public works Bridle Ridge Phase 3	NR	Neg	(BC) Jones Hall (TR) US Bank Natl Assoc (UW) RBC Dain Rauscher	09-01-35 Comb	5.202 NIC

### YEARLY FISCAL STATUS REPORT INFORMATION

#### A. FUND BALANCES

<u>Year</u>	<u>Principal Amt Outstanding(\$)</u>	<u>Minimum Bond Reserve(\$)</u>	<u>Bond Reserve Fund(\$)</u>	<u>Capitalized Interest(\$)</u>	<u>Construction Fund(\$)</u>
05/06	3,390,000	227,336	227,336	97,697	2,842,951
06/07	390,000	227,336	231,802	0	400,732

#### B. TAX COLLECTION

<u>Year</u>	<u>Taxes Due(\$)</u>	<u>Taxes Unpaid(\$)</u>	<u>Percent</u>	<u>Teeter Plan</u>
05/06	0	0	0	No
06/07	241,903	32,784	14	No

#### C. DELINQUENT PARCELS

<u>Year</u>	<u>Reporting Date</u>	<u># of Parcels</u>	<u>Total Amount Due(\$)</u>
05/06	06-30-06	0	0
06/07	06-30-07	10	32,784

#### D. FORECLOSURE

<u># of Parcels</u>	<u>Total Amount of Taxes Due (\$)</u>
0	0
0	0

#### E. ASSESSED VALUE OF PARCELS

<u>Reporting Date</u>	<u>Appraisal/ Tax Roll</u>	<u>Assessed Value(\$)</u>
01-01-06	Tax Roll	19,833,823
01-01-07	Tax Roll	58,317,948

#### F. MISCELLANEOUS



## 2007 MELLO-ROOS YEARLY FISCAL STATUS REPORT

<u>Date</u>	<u>Amount(\$)</u>	<u>Issuing Entity, County, Type of Debt, Purpose</u>	<u>Rating(s) Enhancmt</u>	<u>Type of Sale</u>	<u>Role, Participant</u>	<u>Maturity Date/ Type</u>	<u>Interest Rate/ Type</u>
12-01-97	\$29,225,000	Salida Area Public Facilities Financing Agency CFD No 1988-1 Stanislaus CDIAC Number: 1997-1689 Limited tax obligation bond Multiple capital improvements, public works Refunding	S:AAA M:Aaa    Ins	Neg	(BC) Orrick Herrington (EN) FSA (TR) First Trust of CA (UW) Stone & Youngberg	09-01-28 Comb	5.415 NIC

### YEARLY FISCAL STATUS REPORT INFORMATION

#### A. FUND BALANCES

<u>Year</u>	<u>Principal Amt Outstanding(\$)</u>	<u>Minimum Bond Reserve(\$)</u>	<u>Bond Reserve Fund(\$)</u>	<u>Capitalized Interest(\$)</u>	<u>Construction Fund(\$)</u>
01/02	28,615,000	0	0	0	0
02/03	28,475,000	0	0	0	0
03/04	28,300,000	0	0	0	0
04/05	28,080,000	0	0	0	0
05/06	27,820,000	2,715,450	0	0	0
06/07	27,510,000	2,715,450	0	0	0

#### B. TAX COLLECTION

<u>Taxes Due(\$)</u>	<u>Taxes Unpaid(\$)</u>	<u>Percent</u>	<u>Teeter Plan</u>
3,620,593	3,620,593	100	No
3,620,593	184,474	5	No
3,701,742	155,750	4	No
3,769,033	125,136	3	No
3,846,199	185,310	5	No
3,941,618	273,831	7	No

#### C. DELINQUENT PARCELS

<u>Year</u>	<u>Reporting Date</u>	<u># of Parcels</u>	<u>Total Amount Due(\$)</u>
01/02	06-30-02	120	123,006
02/03	06-30-03	0	0
03/04	06-30-04	0	0
04/05	06-30-05	0	0
05/06	10-03-06	175	185,310
06/07	09-14-07	313	361,466

#### D. FORECLOSURE

<u># of Parcels</u>	<u>Total Amount of Taxes Due (\$)</u>
0	0
0	0
0	0
0	0
0	0
0	0

#### E. ASSESSED VALUE OF PARCELS

<u>Reporting Date</u>	<u>Appraisal/ Tax Roll</u>	<u>Assessed Value(\$)</u>
06-30-02	Tax Roll	403,115,309
06-30-03	Tax Roll	560,327,151
06-30-04	Tax Roll	571,533,694
07-01-05	Tax Roll	640,352,146
07-01-06	Tax Roll	746,123,844
07-01-07	Tax Roll	812,477,558

#### F. MISCELLANEOUS

Reserve Fund requirement held by a Surety Bond.



## 2007 MELLO-ROOS YEARLY FISCAL STATUS REPORT

<u>Date</u>	<u>Amount(\$)</u>	<u>Issuing Entity, County, Type of Debt, Purpose</u>	<u>Rating(s) Enhancmt</u>	<u>Type of Sale</u>	<u>Role, Participant</u>	<u>Maturity Date/ Type</u>	<u>Interest Rate/ Type</u>
03-23-00	\$8,450,000	Salida Area Public Facilities Financing Agency CFD No 1988-1 Stanislaus CDIAC Number: 2000-0074 Limited tax obligation bond K-12 school facility Salida UnSD	S:AAA     Ins	Neg	(BC) Orrick Herrington (EN) FSA (TR) US Trust Co of CA (UW) Stone & Youngberg	09-01-30 Comb	5.661 NIC

### YEARLY FISCAL STATUS REPORT INFORMATION

#### A. FUND BALANCES

<u>Year</u>	<u>Principal Amt Outstanding(\$)</u>	<u>Minimum Bond Reserve(\$)</u>	<u>Bond Reserve Fund(\$)</u>	<u>Capitalized Interest(\$)</u>	<u>Construction Fund(\$)</u>
01/02	8,450,000	0	0	0	0
02/03	8,380,000	0	0	0	0
03/04	8,300,000	0	0	0	0
04/05	8,215,000	0	0	0	0
05/06	8,120,000	708,525	0	0	0
06/07	8,015,000	708,525	0	0	0

#### B. TAX COLLECTION

<u>Taxes Due(\$)</u>	<u>Taxes Unpaid(\$)</u>	<u>Percent</u>	<u>Teeter Plan</u>
3,620,593	3,620,593	100	No
3,620,593	184,474	5	No
3,701,742	155,750	4	No
3,769,033	125,136	3	No
3,846,199	185,310	5	No
3,941,618	273,831	7	No

#### C. DELINQUENT PARCELS

<u>Year</u>	<u>Reporting Date</u>	<u># of Parcels</u>	<u>Total Amount Due(\$)</u>
01/02	06-30-02	0	0
02/03	06-30-03	0	0
03/04	06-30-04	0	0
04/05	06-30-05	0	0
05/06	10-03-06	175	185,310
06/07	09-14-07	313	361,466

#### D. FORECLOSURE

<u># of Parcels</u>	<u>Total Amount of Taxes Due (\$)</u>
0	0
0	0
0	0
0	0
0	0
0	0

#### E. ASSESSED VALUE OF PARCELS

<u>Reporting Date</u>	<u>Appraisal/ Tax Roll</u>	<u>Assessed Value(\$)</u>
06-30-02	Tax Roll	403,115,309
06-30-03	Tax Roll	560,327,151
06-30-04	Tax Roll	571,533,694
07-01-05	Tax Roll	640,352,146
07-01-06	Tax Roll	746,123,844
07-01-07	Tax Roll	812,477,558

#### F. MISCELLANEOUS

Reserve Fund requirement held by a Surety Bond.



## 2007 MELLO-ROOS YEARLY FISCAL STATUS REPORT

<u>Date</u>	<u>Amount(\$)</u>	<u>Issuing Entity, County, Type of Debt, Purpose</u>	<u>Rating(s) Enhancmt</u>	<u>Type of Sale</u>	<u>Role, Participant</u>	<u>Maturity Date/ Type</u>	<u>Interest Rate/ Type</u>
07-28-04	\$22,915,000	Schools Infrastructure Financing Agency CFD No 1994-1 Stanislaus CDIAC Number: 2004-1342 Limited tax obligation bond K-12 school facility Federally Taxable State Taxable	NR	Neg	(BC) Orrick Herrington (UW) Schools Infrastructure FA	09-01-37 Comb	4.979 NIC

### YEARLY FISCAL STATUS REPORT INFORMATION

#### A. FUND BALANCES

<u>Year</u>	<u>Principal Amt Outstanding(\$)</u>	<u>Minimum Bond Reserve(\$)</u>	<u>Bond Reserve Fund(\$)</u>	<u>Capitalized Interest(\$)</u>	<u>Construction Fund(\$)</u>
04/05	22,915,000	0	0	207,726	15,363,051
05/06	22,915,000	2,291,500	0	0	0
06/07	22,895,000	0	0	0	0

#### B. TAX COLLECTION

<u>Taxes Due(\$)</u>	<u>Taxes Unpaid(\$)</u>	<u>Percent</u>	<u>Teeter Plan</u>
1,261,014	34,972	3	No
1,356,760	41,982	3	No
1,433,832	64,320	4	No

#### C. DELINQUENT PARCELS

<u>Year</u>	<u>Reporting Date</u>	<u># of Parcels</u>	<u>Total Amount Due(\$)</u>
04/05	07-27-05	105	48,471
05/06	10-03-06	178	41,982
06/07	08-10-07	260	82,293

#### D. FORECLOSURE

<u># of Parcels</u>	<u>Total Amount of Taxes Due (\$)</u>
0	0
0	0
0	0

#### E. ASSESSED VALUE OF PARCELS

<u>Reporting Date</u>	<u>Appraisal/ Tax Roll</u>	<u>Assessed Value(\$)</u>
07-01-05	Tax Roll	1,144,110,067
07-01-06	Tax Roll	1,305,340,002
07-01-07	Tax Roll	1,462,211,635

#### F. MISCELLANEOUS

Reserve fund held by is a Surety Bond.





## 2007 MELLO-ROOS YEARLY FISCAL STATUS REPORT

<u>Date</u>	<u>Amount(\$)</u>	<u>Issuing Entity, County, Type of Debt, Purpose</u>	<u>Rating(s) Enhancmt</u>	<u>Type of Sale</u>	<u>Role, Participant</u>	<u>Maturity Date/ Type</u>	<u>Interest Rate/ Type</u>
07-28-04	\$9,860,000	Schools Infrastructure Financing Agency CFD No 1997-1 Stanislaus CDIAC Number: 2004-1344 Limited tax obligation bond K-12 school facility Federally Taxable State Taxable	NR	Neg	(BC) Orrick Herrington (UW) Schools Infrastructure FA	09-01-37 Comb	4.976 NIC

### YEARLY FISCAL STATUS REPORT INFORMATION

#### A. FUND BALANCES

<u>Year</u>	<u>Principal Amt Outstanding(\$)</u>	<u>Minimum Bond Reserve(\$)</u>	<u>Bond Reserve Fund(\$)</u>	<u>Capitalized Interest(\$)</u>	<u>Construction Fund(\$)</u>
04/05	9,860,000	0	0	69,201	9,851,593
05/06	9,860,000	0	0	0	2,209,758
06/07	9,850,000	0	0	0	0

#### B. TAX COLLECTION

<u>Taxes Due(\$)</u>	<u>Taxes Unpaid(\$)</u>	<u>Percent</u>	<u>Teeter Plan</u>
549,377	16,505	3	No
584,535	24,725	4	No
597,344	30,377	5	No

#### C. DELINQUENT PARCELS

<u>Year</u>	<u>Reporting Date</u>	<u># of Parcels</u>	<u>Total Amount Due(\$)</u>
04/05	07-27-05	48	23,207
05/06	10-03-06	98	24,725
06/07	08-10-07	98	44,453

#### D. FORECLOSURE

<u># of Parcels</u>	<u>Total Amount of Taxes Due (\$)</u>
0	0
0	0
0	0

#### E. ASSESSED VALUE OF PARCELS

<u>Reporting Date</u>	<u>Appraisal/ Tax Roll</u>	<u>Assessed Value(\$)</u>
07-01-05	Tax Roll	560,821,808
07-01-06	Tax Roll	604,589,265
07-01-07	Tax Roll	632,987,460

#### F. MISCELLANEOUS



## 2007 MELLO-ROOS YEARLY FISCAL STATUS REPORT

<u>Date</u>	<u>Amount(\$)</u>	<u>Issuing Entity, County, Type of Debt, Purpose</u>	<u>Rating(s) Enhancmt</u>	<u>Type of Sale</u>	<u>Role, Participant</u>	<u>Maturity Date/ Type</u>	<u>Interest Rate/ Type</u>
07-28-04	\$5,885,000	Schools Infrastructure Financing Agency CFD No 1998-1 Stanislaus CDIAC Number: 2004-1343 Limited tax obligation bond K-12 school facility Riverbank Federally Taxable State Taxable	NR	Neg	(BC) Orrick Herrington (UW) Schools Infrastructure FA	09-01-37 Comb	5.059 NIC

### YEARLY FISCAL STATUS REPORT INFORMATION

#### A. FUND BALANCES

<u>Year</u>	<u>Principal Amt Outstanding(\$)</u>	<u>Minimum Bond Reserve(\$)</u>	<u>Bond Reserve Fund(\$)</u>	<u>Capitalized Interest(\$)</u>	<u>Construction Fund(\$)</u>
04/05	5,885,000	0	0	291,474	5,522,580
05/06	5,885,000	0	0	0	0
06/07	5,885,000	0	0	0	0

#### B. TAX COLLECTION

<u>Taxes Due(\$)</u>	<u>Taxes Unpaid(\$)</u>	<u>Percent</u>	<u>Teeter Plan</u>
276,427	8,155	3	No
507,167	22,685	4	No
568,603	40,172	7	No

#### C. DELINQUENT PARCELS

<u>Year</u>	<u>Reporting Date</u>	<u># of Parcels</u>	<u>Total Amount Due(\$)</u>
04/05	07-27-05	25	9,101
05/06	10-03-06	97	22,685
06/07	09-10-07	148	49,962

#### D. FORECLOSURE

<u># of Parcels</u>	<u>Total Amount of Taxes Due (\$)</u>
0	0
0	0
0	0

#### E. ASSESSED VALUE OF PARCELS

<u>Reporting Date</u>	<u>Appraisal/ Tax Roll</u>	<u>Assessed Value(\$)</u>
07-01-05	Tax Roll	432,557,113
07-01-06	Tax Roll	557,045,879
07-01-07	Tax Roll	597,457,950

#### F. MISCELLANEOUS



## 2007 MELLO-ROOS YEARLY FISCAL STATUS REPORT

<u>Date</u>	<u>Amount(\$)</u>	<u>Issuing Entity, County, Type of Debt, Purpose</u>	<u>Rating(s) Enhancmt</u>	<u>Type of Sale</u>	<u>Role, Participant</u>	<u>Maturity Date/ Type</u>	<u>Interest Rate/ Type</u>
12-20-99	\$4,640,000	Turlock CFD No 1 Stanislaus CDIAC Number: 1999-1986 Limited tax obligation bond Multiple capital improvements, public works Monte Vista Corridor	NR	Neg	(BC) Orrick Herrington (FA) O'Brien Partners (TR) State Street Bank Corp (UW) PaineWebber	09-01-24 Comb	6.892 NIC

### YEARLY FISCAL STATUS REPORT INFORMATION

#### A. FUND BALANCES

<u>Year</u>	<u>Principal Amt Outstanding(\$)</u>	<u>Minimum Bond Reserve(\$)</u>	<u>Bond Reserve Fund(\$)</u>	<u>Capitalized Interest(\$)</u>	<u>Construction Fund(\$)</u>
01/02	4,640,000	406,600	406,600	0	0
02/03	4,545,000	406,600	406,600	0	0
03/04	4,445,000	406,600	406,600	0	0
04/05	4,335,000	406,600	406,600	0	0
05/06	4,220,000	406,600	406,600	0	0
06/07	4,100,000	406,600	406,600	0	0

#### B. TAX COLLECTION

<u>Taxes Due(\$)</u>	<u>Taxes Unpaid(\$)</u>	<u>Percent</u>	<u>Teeter Plan</u>
427,630	0	0	No
436,787	84,904	19	No
437,556	38,359	9	No
449,592	4,565	1	No
448,155	4,551	1	Yes
422,437	0	0	No

#### C. DELINQUENT PARCELS

<u>Year</u>	<u>Reporting Date</u>	<u># of Parcels</u>	<u>Total Amount Due(\$)</u>
01/02	06-30-02	11	48,748
02/03	06-30-03	10	84,904
03/04	10-27-04	9	38,359
04/05	10-24-05	1	4,565
05/06	10-24-06	1	4,551
06/07	10-15-07	0	0

#### D. FORECLOSURE

<u># of Parcels</u>	<u>Total Amount of Taxes Due (\$)</u>
0	0
0	0
0	0
0	0
0	0
0	0

#### E. ASSESSED VALUE OF PARCELS

<u>Reporting Date</u>	<u>Appraisal/ Tax Roll</u>	<u>Assessed Value(\$)</u>
01-01-02	Tax Roll	37,804,113
01-30-03	Tax Roll	47,444,569
01-01-04	Tax Roll	43,120,426
07-01-05	Tax Roll	85,000,366
07-01-06	Tax Roll	102,584,320
07-01-07	Tax Roll	115,162,199

#### F. MISCELLANEOUS



## 2007 MELLO-ROOS YEARLY FISCAL STATUS REPORT

<u>Date</u>	<u>Amount(\$)</u>	<u>Issuing Entity, County, Type of Debt, Purpose</u>	<u>Rating(s) Enhancmt</u>	<u>Type of Sale</u>	<u>Role, Participant</u>	<u>Maturity Date/ Type</u>	<u>Interest Rate/ Type</u>
01-17-02	\$3,865,000	West Patterson Financing Authority CFD No 2001-1 Stanislaus CDIAC Number: 2001-2061 Limited tax obligation bond Multiple capital improvements, public works	NR	Neg	(BC) Quint & Thimmig (TR) BNY Western Trust (UW) Wulff Hansen & Co	09-01-35 Comb	6.739 NIC

### YEARLY FISCAL STATUS REPORT INFORMATION

#### A. FUND BALANCES

<u>Year</u>	<u>Principal Amt Outstanding(\$)</u>	<u>Minimum Bond Reserve(\$)</u>	<u>Bond Reserve Fund(\$)</u>	<u>Capitalized Interest(\$)</u>	<u>Construction Fund(\$)</u>	<u>Taxes Due(\$)</u>	<u>Taxes Unpaid(\$)</u>	<u>Percent</u>	<u>Teeter Plan</u>
01/02	3,865,000	302,458	303,856	514,332	1,666,536	0	0	0	No
02/03	3,865,000	302,458	307,036	235,086	0	0	0	0	No
03/04	3,865,000	302,458	308,675	90	0	210,296	5,501	3	No
04/05	3,835,000	5,537,719	5,596,055	0	0	1,062,383	15,916	1	No
05/06	3,640,000	302,458	302,894	0	0	3,266,137	158,122	5	No
06/07	3,445,000	302,458	308,454	0	0	4,453,824	171,000	4	No

#### B. TAX COLLECTION

#### C. DELINQUENT PARCELS

<u>Year</u>	<u>Reporting Date</u>	<u># of Parcels</u>	<u>Total Amount Due(\$)</u>	<u># of Parcels</u>	<u>Total Amount of Taxes Due (\$)</u>	<u>Reporting Date</u>	<u>Appraisal/ Tax Roll</u>	<u>Assessed Value(\$)</u>
01/02	07-01-02	0	0	0	0	07-01-02	Appraisal	23,155,850
02/03	07-01-03	0	0	0	0	07-01-03	Tax Roll	33,387,981
03/04	07-07-04	11	5,501	0	0	07-01-04	Appraisal	378,960,000
04/05	09-15-05	65	15,916	0	0	07-01-05	Tax Roll	381,557,415
05/06	09-06-06	146	164,171	0	0	07-01-06	Tax Roll	791,905,755
06/07	10-12-07	162	171,000	162	171,000	07-01-07	Tax Roll	991,460,707

#### D. FORECLOSURE

#### E. ASSESSED VALUE OF PARCELS

#### F. MISCELLANEOUS

Reserve Fund Minimum Balance & Bond Reserve Fund are combined for all CFD No 2001-1 Bonds.



## 2007 MELLO-ROOS YEARLY FISCAL STATUS REPORT

<u>Date</u>	<u>Amount(\$)</u>	<u>Issuing Entity, County, Type of Debt, Purpose</u>	<u>Rating(s) Enhancmt</u>	<u>Type of Sale</u>	<u>Role, Participant</u>	<u>Maturity Date/ Type</u>	<u>Interest Rate/ Type</u>
01-21-03	\$11,100,000	West Patterson Financing Authority CFD No 2001-1 Stanislaus CDIAC Number: 2003-0170 Limited tax obligation bond Multiple capital improvements, public works	NR	Neg	(BC) Quint & Thimmig (TR) BNY Western Trust (UW) Wulff Hansen & Co	09-01-36 Comb	6.828 TIC

### YEARLY FISCAL STATUS REPORT INFORMATION

#### A. FUND BALANCES

<u>Year</u>	<u>Principal Amt Outstanding(\$)</u>	<u>Minimum Bond Reserve(\$)</u>	<u>Bond Reserve Fund(\$)</u>	<u>Capitalized Interest(\$)</u>	<u>Construction Fund(\$)</u>	<u>Taxes Due(\$)</u>	<u>Taxes Unpaid(\$)</u>	<u>Percent</u>	<u>Teeter Plan</u>
02/03	11,100,000	930,405	932,744	1,121,870	2,569,168	0	0	0	No
03/04	11,100,000	930,405	937,725	363,307	60,914	210,296	5,501	3	No
04/05	11,100,000	5,537,719	5,596,055	11	12	1,062,383	15,916	1	No
05/06	10,895,000	930,405	984,794	0	0	3,266,137	158,122	5	No
06/07	10,665,000	930,405	1,032,817	0	0	4,453,824	171,000	4	No

#### B. TAX COLLECTION

#### C. DELINQUENT PARCELS

<u>Year</u>	<u>Reporting Date</u>	<u># of Parcels</u>	<u>Total Amount Due(\$)</u>	<u># of Parcels</u>	<u>Total Amount of Taxes Due (\$)</u>	<u>Reporting Date</u>	<u>Appraisal/ Tax Roll</u>	<u>Assessed Value(\$)</u>
02/03	07-01-03	0	0	0	0	07-01-03	Tax Roll	33,387,981
03/04	07-07-04	11	5,501	0	0	07-01-04	Appraisal	378,960,000
04/05	09-15-05	65	15,916	0	0	07-01-05	Tax Roll	381,557,415
05/06	09-06-06	146	164,171	0	0	07-01-06	Tax Roll	791,905,755
06/07	10-12-07	162	171,000	162	171,000	07-01-07	Tax Roll	991,460,707

#### D. FORECLOSURE

#### E. ASSESSED VALUE OF PARCELS

#### F. MISCELLANEOUS

Reserve Fund Minimum Balance & Bond Reserve Fund are combined for all CFD No 2001-1 Bonds.



## 2007 MELLO-ROOS YEARLY FISCAL STATUS REPORT

<u>Date</u>	<u>Amount(\$)</u>	<u>Issuing Entity, County, Type of Debt, Purpose</u>	<u>Rating(s) Enhancmt</u>	<u>Type of Sale</u>	<u>Role, Participant</u>	<u>Maturity Date/ Type</u>	<u>Interest Rate/ Type</u>
08-27-03	\$15,040,000	West Patterson Financing Authority CFD No 2001-1 Stanislaus CDIAC Number: 2003-1591 Limited tax obligation bond Multiple capital improvements, public works	NR	Neg	(BC) Quint & Thimmig (TR) BNY Western Trust (UW) Wulff Hansen & Co	09-01-38 Comb	7.026 TIC

### YEARLY FISCAL STATUS REPORT INFORMATION

#### A. FUND BALANCES

<u>Year</u>	<u>Principal Amt Outstanding(\$)</u>	<u>Minimum Bond Reserve(\$)</u>	<u>Bond Reserve Fund(\$)</u>	<u>Capitalized Interest(\$)</u>	<u>Construction Fund(\$)</u>
03/04	15,040,000	1,454,740	1,459,997	1,537,332	7,753,189
04/05	15,040,000	5,537,719	5,596,055	530,690	1,224
05/06	15,040,000	1,454,740	1,533,281	154	0
06/07	15,040,000	1,454,740	1,608,049	0	0

#### B. TAX COLLECTION

<u>Taxes Due(\$)</u>	<u>Taxes Unpaid(\$)</u>	<u>Percent</u>	<u>Teeter Plan</u>
210,296	5,501	3	No
1,062,383	15,916	1	No
3,266,137	158,122	5	No
4,453,824	171,000	4	No

#### C. DELINQUENT PARCELS

<u>Year</u>	<u>Reporting Date</u>	<u># of Parcels</u>	<u>Total Amount Due(\$)</u>
03/04	07-07-04	11	5,501
04/05	09-15-05	65	15,916
05/06	09-06-06	146	164,171
06/07	10-12-07	162	171,000

#### D. FORECLOSURE

<u># of Parcels</u>	<u>Total Amount of Taxes Due (\$)</u>
0	0
0	0
0	0
162	171,000

#### E. ASSESSED VALUE OF PARCELS

<u>Reporting Date</u>	<u>Appraisal/ Tax Roll</u>	<u>Assessed Value(\$)</u>
07-01-04	Appraisal	378,960,000
07-01-05	Tax Roll	381,557,415
07-01-06	Tax Roll	791,905,755
07-01-07	Tax Roll	991,460,707

#### F. MISCELLANEOUS

Reserve Fund Minimum Balance & Bond Reserve Fund are combined for all CFD No 2001-1 Bonds.



## 2007 MELLO-ROOS YEARLY FISCAL STATUS REPORT

<u>Date</u>	<u>Amount(\$)</u>	<u>Issuing Entity, County, Type of Debt, Purpose</u>	<u>Rating(s) Enhancmt</u>	<u>Type of Sale</u>	<u>Role, Participant</u>	<u>Maturity Date/ Type</u>	<u>Interest Rate/ Type</u>
02-24-04	\$19,100,000	West Patterson Financing Authority CFD No 2001-1 Stanislaus CDIAC Number: 2004-0020 Limited tax obligation bond Multiple capital improvements, public works Walker Ranch I & II/Creekside Meadows/Shire Place/Patterson Gardens/Wilding Ranch	NR	Neg	(BC) Quint & Thimmig (TR) BNY Western Trust (UW) Wulff Hansen & Co	09-01-39 Comb	6.33 TIC

### YEARLY FISCAL STATUS REPORT INFORMATION

#### A. FUND BALANCES

<u>Year</u>	<u>Principal Amt Outstanding(\$)</u>	<u>Minimum Bond Reserve(\$)</u>	<u>Bond Reserve Fund(\$)</u>	<u>Capitalized Interest(\$)</u>	<u>Construction Fund(\$)</u>
03/04	19,100,000	1,280,000	1,281,519	1,699,616	14,810,933
04/05	19,100,000	5,537,719	5,596,055	590,888	4,479,157
05/06	19,100,000	1,280,000	1,345,845	129	210
06/07	19,100,000	1,280,000	1,411,473	1	221

#### B. TAX COLLECTION

<u>Taxes Due(\$)</u>	<u>Taxes Unpaid(\$)</u>	<u>Percent</u>	<u>Teeter Plan</u>
210,296	5,501	3	No
1,062,383	15,916	1	No
3,266,137	158,122	5	No
4,453,824	171,000	4	No

#### C. DELINQUENT PARCELS

<u>Year</u>	<u>Reporting Date</u>	<u># of Parcels</u>	<u>Total Amount Due(\$)</u>
03/04	07-07-04	11	5,501
04/05	09-15-05	65	15,916
05/06	09-06-06	146	164,171
06/07	10-12-07	162	171,000

#### D. FORECLOSURE

<u># of Parcels</u>	<u>Total Amount of Taxes Due (\$)</u>
0	0
0	0
0	0
162	171,000

#### E. ASSESSED VALUE OF PARCELS

<u>Reporting Date</u>	<u>Appraisal/ Tax Roll</u>	<u>Assessed Value(\$)</u>
07-01-04	Appraisal	378,960,000
07-01-05	Tax Roll	381,557,415
07-01-06	Tax Roll	791,905,755
07-01-07	Tax Roll	991,460,707

#### F. MISCELLANEOUS

Reserve Fund Minimum Balance & Bond Reserve Fund are combined for all CFD No 2001-1 Bonds.



## 2007 MELLO-ROOS YEARLY FISCAL STATUS REPORT

<u>Date</u>	<u>Amount(\$)</u>	<u>Issuing Entity, County, Type of Debt, Purpose</u>	<u>Rating(s) Enhancmt</u>	<u>Type of Sale</u>	<u>Role, Participant</u>	<u>Maturity Date/ Type</u>	<u>Interest Rate/ Type</u>
10-08-04	\$19,890,000	West Patterson Financing Authority CFD No 2001-1 Stanislaus CDIAC Number: 2004-1595 Limited tax obligation bond Flood control, storm drainage Walker Ranch I & II/Creekside/Shire Pl/Patterson Gardens/Wilding Ranch	NR	Neg	(BC) Quint & Thimmig (TR) BNY Western Trust (UW) Wulff Hansen & Co	09-01-39 Comb	6.006 NIC

### YEARLY FISCAL STATUS REPORT INFORMATION

#### A. FUND BALANCES

<u>Year</u>	<u>Principal Amt Outstanding(\$)</u>	<u>Minimum Bond Reserve(\$)</u>	<u>Bond Reserve Fund(\$)</u>	<u>Capitalized Interest(\$)</u>	<u>Construction Fund(\$)</u>
04/05	19,890,000	5,537,719	5,596,055	1,917,044	14,732,179
05/06	19,890,000	1,849,422	1,593,333	801,248	8,984,014
06/07	19,890,000	1,849,422	1,849,422	899	5,359,301

#### B. TAX COLLECTION

<u>Taxes Due(\$)</u>	<u>Taxes Unpaid(\$)</u>	<u>Percent</u>	<u>Teeter Plan</u>
1,062,383	15,916	1	No
3,266,137	158,122	5	No
4,453,824	171,000	4	No

#### C. DELINQUENT PARCELS

<u>Year</u>	<u>Reporting Date</u>	<u># of Parcels</u>	<u>Total Amount Due(\$)</u>
04/05	09-15-05	65	15,916
05/06	09-06-06	146	164,171
06/07	10-12-07	162	171,000

#### D. FORECLOSURE

<u># of Parcels</u>	<u>Total Amount of Taxes Due (\$)</u>
0	0
0	0
162	171,000

#### E. ASSESSED VALUE OF PARCELS

<u>Reporting Date</u>	<u>Appraisal/ Tax Roll</u>	<u>Assessed Value(\$)</u>
07-01-05	Tax Roll	381,557,415
07-01-06	Tax Roll	791,905,755
07-01-07	Tax Roll	991,460,707

#### F. MISCELLANEOUS

Reserve Fund Minimum Balance & Bond Reserve Fund are combined for all CFD No 2001-1 Bonds.





## 2007 MELLO-ROOS YEARLY FISCAL STATUS REPORT

<u>Date</u>	<u>Amount(\$)</u>	<u>Issuing Entity, County, Type of Debt, Purpose</u>	<u>Rating(s) Enhancmt</u>	<u>Type of Sale</u>	<u>Role, Participant</u>	<u>Maturity Date/ Type</u>	<u>Interest Rate/ Type</u>
07-26-01	\$21,000,000	Western Hills Water District Diablo Grande CFD No 1 Stanislaus CDIAC Number: 2000-1743 Limited tax obligation bond Multiple capital improvements, public works	NR	Neg	(BC) Jones Hall (FA) Public Financial (TR) BNY Western Trust (UW) Westhoff Cone	09-01-31 Comb	6.981 TIC

### YEARLY FISCAL STATUS REPORT INFORMATION

#### A. FUND BALANCES

<u>Year</u>	<u>Principal Amt Outstanding(\$)</u>	<u>Minimum Bond Reserve(\$)</u>	<u>Bond Reserve Fund(\$)</u>	<u>Capitalized Interest(\$)</u>	<u>Construction Fund(\$)</u>	<u>Taxes Due(\$)</u>	<u>Taxes Unpaid(\$)</u>	<u>Percent</u>	<u>Teeter Plan</u>
01/02	21,000,000	1,717,235	1,717,596	1,305,404	9,813,479	0	0	0	No
02/03	21,000,000	2,249,888	1,774,997	0	0	1,429,598	0	0	No
03/04	21,000,000	3,711,696	1,756,420	0	0	2,292,310	0	0	No
04/05	20,680,000	4,395,111	1,758,750	0	0	3,541,297	7,500	0	No
05/06	20,680,000	4,395,111	1,735,960	0	0	4,389,365	40,800	1	No
06/07	20,345,000	4,395,111	4,418,938	0	0	4,476,324	206,943	5	No

#### B. TAX COLLECTION

#### C. DELINQUENT PARCELS

<u>Year</u>	<u>Reporting Date</u>	<u># of Parcels</u>	<u>Total Amount Due(\$)</u>	<u># of Parcels</u>	<u>Total Amount of Taxes Due (\$)</u>	<u>Reporting Date</u>	<u>Appraisal/ Tax Roll</u>	<u>Assessed Value(\$)</u>
01/02		0	0	0	0	07-01-02	Tax Roll	33,364,224
02/03	05-09-03	0	0	0	0	07-01-03	Tax Roll	44,681,809
03/04		0	0	0	0	07-01-04	Tax Roll	48,687,248
04/05	10-18-05	3	7,500	0	0	07-01-05	Tax Roll	95,698,747
05/06		26	48,300	0	0	07-01-06	Tax Roll	98,742,680
06/07	05-16-07	63	213,543	0	0	07-06-07	Tax Roll	251,193,170

#### D. FORECLOSURE

#### E. ASSESSED VALUE OF PARCELS

#### F. MISCELLANEOUS

Aggregate Reserve Requirement and Balance for Series 2001, 2002, 2004 & 2005 Bonds.



## 2007 MELLO-ROOS YEARLY FISCAL STATUS REPORT

<u>Date</u>	<u>Amount(\$)</u>	<u>Issuing Entity, County, Type of Debt, Purpose</u>	<u>Rating(s) Enhancmt</u>	<u>Type of Sale</u>	<u>Role, Participant</u>	<u>Maturity Date/ Type</u>	<u>Interest Rate/ Type</u>
12-13-02	\$6,650,000	Western Hills Water District Diablo Grande CFD No 1 Stanislaus CDIAC Number: 2002-1904 Limited tax obligation bond Multiple capital improvements, public works	NR	Neg	(BC) Jones Hall (FA) Public Financial (TR) BNY Western Trust (UW) Westhoff Cone	09-01-27 Comb	6.632 TIC

### YEARLY FISCAL STATUS REPORT INFORMATION

#### A. FUND BALANCES

<u>Year</u>	<u>Principal Amt Outstanding(\$)</u>	<u>Minimum Bond Reserve(\$)</u>	<u>Bond Reserve Fund(\$)</u>	<u>Capitalized Interest(\$)</u>	<u>Construction Fund(\$)</u>
02/03	6,650,000	2,249,888	1,774,977	0	0
03/04	6,205,000	3,711,696	535,311	0	0
04/05	6,065,000	4,395,111	549,060	0	0
05/06	6,065,000	4,395,111	541,140	0	0
06/07	5,920,000	4,395,111	4,418,938	0	0

#### B. TAX COLLECTION

<u>Year</u>	<u>Taxes Due(\$)</u>	<u>Taxes Unpaid(\$)</u>	<u>Percent</u>	<u>Teeter Plan</u>
02/03	1,429,598	0	0	No
03/04	2,292,310	0	0	No
04/05	3,541,297	7,500	0	No
05/06	4,389,365	40,800	1	No
06/07	4,476,324	206,943	5	No

#### C. DELINQUENT PARCELS

<u>Year</u>	<u>Reporting Date</u>	<u># of Parcels</u>	<u>Total Amount Due(\$)</u>
02/03	05-09-03	0	0
03/04		0	0
04/05	10-18-05	3	7,500
05/06		26	48,300
06/07	05-16-07	63	213,543

#### D. FORECLOSURE

<u># of Parcels</u>	<u>Total Amount of Taxes Due (\$)</u>
0	0
0	0
0	0
0	0
0	0

#### E. ASSESSED VALUE OF PARCELS

<u>Reporting Date</u>	<u>Appraisal/ Tax Roll</u>	<u>Assessed Value(\$)</u>
07-01-03	Tax Roll	44,681,809
07-01-04	Tax Roll	48,687,248
07-01-05	Tax Roll	95,698,747
07-01-06	Tax Roll	98,742,680
07-06-07	Tax Roll	251,193,170

#### F. MISCELLANEOUS

Aggregate Reserve Requirement and Balance for Series 2001, 2002, 2004 & 2005 Bonds.



## 2007 MELLO-ROOS YEARLY FISCAL STATUS REPORT

<u>Date</u>	<u>Amount(\$)</u>	<u>Issuing Entity, County, Type of Debt, Purpose</u>	<u>Rating(s) Enhancmt</u>	<u>Type of Sale</u>	<u>Role, Participant</u>	<u>Maturity Date/ Type</u>	<u>Interest Rate/ Type</u>
04-27-04	\$20,000,000	Western Hills Water District Diablo Grande CFD No 1 Stanislaus CDIAC Number: 2004-0373 Limited tax obligation bond Flood control, storm drainage	NR	Neg	(BC) Jones Hall (TR) BNY Western Trust (UW) Westhoff Cone	09-01-31 Comb	6.037 NIC

### YEARLY FISCAL STATUS REPORT INFORMATION

#### A. FUND BALANCES

<u>Year</u>	<u>Principal Amt Outstanding(\$)</u>	<u>Minimum Bond Reserve(\$)</u>	<u>Bond Reserve Fund(\$)</u>	<u>Capitalized Interest(\$)</u>	<u>Construction Fund(\$)</u>
03/04	20,000,000	3,711,696	1,432,418	0	0
04/05	19,670,000	4,395,111	1,469,215	0	0
05/06	19,670,000	4,395,111	1,450,200	0	0
06/07	19,670,000	4,395,111	4,418,938	0	0

#### B. TAX COLLECTION

<u>Taxes Due(\$)</u>	<u>Taxes Unpaid(\$)</u>	<u>Percent</u>	<u>Teeter Plan</u>
2,292,310	0	0	No
3,541,297	7,500	0	No
4,389,365	40,800	1	No
4,476,324	206,943	5	No

#### C. DELINQUENT PARCELS

<u>Year</u>	<u>Reporting Date</u>	<u># of Parcels</u>	<u>Total Amount Due(\$)</u>
03/04		0	0
04/05	10-18-05	3	7,500
05/06		26	48,300
06/07	05-16-07	63	213,543

#### D. FORECLOSURE

<u># of Parcels</u>	<u>Total Amount of Taxes Due (\$)</u>
0	0
0	0
0	0
0	0

#### E. ASSESSED VALUE OF PARCELS

<u>Reporting Date</u>	<u>Appraisal/ Tax Roll</u>	<u>Assessed Value(\$)</u>
07-01-04	Tax Roll	48,687,248
07-01-05	Tax Roll	95,698,747
07-01-06	Tax Roll	98,742,680
07-06-07	Tax Roll	251,193,170

#### F. MISCELLANEOUS

Aggregate Reserve Requirement and Balance for Series 2001, 2002, 2004 & 2005 Bonds.



## 2007 MELLO-ROOS YEARLY FISCAL STATUS REPORT

<u>Date</u>	<u>Amount(\$)</u>	<u>Issuing Entity, County, Type of Debt, Purpose</u>	<u>Rating(s) Enhancmt</u>	<u>Type of Sale</u>	<u>Role, Participant</u>	<u>Maturity Date/ Type</u>	<u>Interest Rate/ Type</u>
01-13-05	\$9,350,000	Western Hills Water District Diablo Grande CFD No 1 Stanislaus CDIAC Number: 2005-0066 Limited tax obligation bond Flood control, storm drainage	NR	Neg	(BC) Jones Hall (TR) The Bank of NY Trust Co (UW) Westhoff Cone	09-01-31 Comb	5.658 NIC

### YEARLY FISCAL STATUS REPORT INFORMATION

#### A. FUND BALANCES

<u>Year</u>	<u>Principal Amt Outstanding(\$)</u>	<u>Minimum Bond Reserve(\$)</u>	<u>Bond Reserve Fund(\$)</u>	<u>Capitalized Interest(\$)</u>	<u>Construction Fund(\$)</u>
04/05	9,350,000	4,395,111	717,807	0	0
05/06	9,350,000	4,395,111	708,493	0	0
06/07	9,150,000	4,395,111	4,418,938	0	0

#### B. TAX COLLECTION

<u>Taxes Due(\$)</u>	<u>Taxes Unpaid(\$)</u>	<u>Percent</u>	<u>Teeter Plan</u>
3,541,297	7,500	0	No
4,389,365	40,800	1	No
4,476,324	206,943	5	No

#### C. DELINQUENT PARCELS

<u>Year</u>	<u>Reporting Date</u>	<u># of Parcels</u>	<u>Total Amount Due(\$)</u>
04/05	10-18-05	3	7,500
05/06		26	48,300
06/07	05-16-07	63	213,543

#### D. FORECLOSURE

<u># of Parcels</u>	<u>Total Amount of Taxes Due (\$)</u>
0	0
0	0
0	0

#### E. ASSESSED VALUE OF PARCELS

<u>Reporting Date</u>	<u>Appraisal/ Tax Roll</u>	<u>Assessed Value(\$)</u>
07-01-05	Tax Roll	95,698,747
07-01-06	Tax Roll	98,742,680
07-06-07	Tax Roll	251,193,170

#### F. MISCELLANEOUS

Reserve Funds are aggregate reserve requirement and balances for Series 2001, 2002, 2004 & 2005.  
Total amount of taxes due is aggregate for Series 2001, 2002, 2004 & 2005.

Aggregate Reserve Requirement and Balance for Series 2001, 2002, 2004 & 2005 Bonds.



## 2007 MELLO-ROOS YEARLY FISCAL STATUS REPORT

<u>Date</u>	<u>Amount(\$)</u>	<u>Issuing Entity, County, Type of Debt, Purpose</u>	<u>Rating(s) Enhancmt</u>	<u>Type of Sale</u>	<u>Role, Participant</u>	<u>Maturity Date/ Type</u>	<u>Interest Rate/ Type</u>
05-12-05	\$3,250,000	Yuba City CFD No 2004-1 Sutter CDIAC Number: 2004-1996 Limited tax obligation bond Multiple capital improvements, public works Sunsweet Blvd	NR	Neg	(BC) Jones Hall (FA) Northcross Hill Ach (TR) Union Bank of CA (UW) Piper Jaffray & Co	09-01-35 Comb	5.329 NIC

### YEARLY FISCAL STATUS REPORT INFORMATION

#### A. FUND BALANCES

<u>Year</u>	<u>Principal Amt Outstanding(\$)</u>	<u>Minimum Bond Reserve(\$)</u>	<u>Bond Reserve Fund(\$)</u>	<u>Capitalized Interest(\$)</u>	<u>Construction Fund(\$)</u>
04/05	3,250,000	218,048	219,024	122,620	2,718,020
05/06	3,250,000	218,048	221,110	2,351	1,452,731
06/07	3,195,000	218,048	221,538	0	436,849

#### B. TAX COLLECTION

<u>Year</u>	<u>Taxes Due(\$)</u>	<u>Taxes Unpaid(\$)</u>	<u>Percent</u>	<u>Teeter Plan</u>
04/05	0	0	0	No
05/06	275,500	0	0	No
06/07	275,500	0	0	No

#### C. DELINQUENT PARCELS

<u>Year</u>	<u>Reporting Date</u>	<u># of Parcels</u>	<u>Total Amount Due(\$)</u>
04/05	04-25-05	0	0
05/06	05-31-06	0	0
06/07	06-04-07	0	0

#### D. FORECLOSURE

<u># of Parcels</u>	<u>Total Amount of Taxes Due (\$)</u>
0	0
0	0
0	0

#### E. ASSESSED VALUE OF PARCELS

<u>Reporting Date</u>	<u>Appraisal/ Tax Roll</u>	<u>Assessed Value(\$)</u>
07-01-04	Appraisal	13,595,000
07-01-06	Tax Roll	8,384,664
07-01-07	Tax Roll	8,384,664

#### F. MISCELLANEOUS



## 2007 MELLO-ROOS YEARLY FISCAL STATUS REPORT

<u>Date</u>	<u>Amount(\$)</u>	<u>Issuing Entity, County, Type of Debt, Purpose</u>	<u>Rating(s) Enhancmt</u>	<u>Type of Sale</u>	<u>Role, Participant</u>	<u>Maturity Date/ Type</u>	<u>Interest Rate/ Type</u>
03-08-06	\$2,595,000	Fillmore CFD No 1 Ventura CDIAC Number: 2006-0132 Limited tax obligation bond Multiple capital improvements, public works N Fillmore Industrial Park Refunding	NR	Neg	(BC) Quint & Thimmig (TR) US Bank Natl Assoc (UW) Wulff Hansen & Co	10-01-28 Comb	5.211 NIC

### YEARLY FISCAL STATUS REPORT INFORMATION

#### A. FUND BALANCES

<u>Year</u>	<u>Principal Amt Outstanding(\$)</u>	<u>Minimum Bond Reserve(\$)</u>	<u>Bond Reserve Fund(\$)</u>	<u>Capitalized Interest(\$)</u>	<u>Construction Fund(\$)</u>
05/06	2,595,000	192,058	193,608	0	0
06/07	2,470,000	192,058	195,080	0	0

#### B. TAX COLLECTION

<u>Taxes Due(\$)</u>	<u>Taxes Unpaid(\$)</u>	<u>Percent</u>	<u>Teeter Plan</u>
247,765	16,049	6	No
205,701	3,973	2	No

#### C. DELINQUENT PARCELS

<u>Year</u>	<u>Reporting Date</u>	<u># of Parcels</u>	<u>Total Amount Due(\$)</u>
05/06	05-12-06	7	16,049
06/07	05-15-07	13	4,225

#### D. FORECLOSURE

<u># of Parcels</u>	<u>Total Amount of Taxes Due (\$)</u>
0	0
0	0

#### E. ASSESSED VALUE OF PARCELS

<u>Reporting Date</u>	<u>Appraisal/ Tax Roll</u>	<u>Assessed Value(\$)</u>
08-12-06	Tax Roll	60,085,059
07-01-07	Tax Roll	60,085,059

#### F. MISCELLANEOUS



## 2007 MELLO-ROOS YEARLY FISCAL STATUS REPORT

<u>Date</u>	<u>Amount(\$)</u>	<u>Issuing Entity, County, Type of Debt, Purpose</u>	<u>Rating(s) Enhancmt</u>	<u>Type of Sale</u>	<u>Role, Participant</u>	<u>Maturity Date/ Type</u>	<u>Interest Rate/ Type</u>
05-05-05	\$810,000	Fillmore CFD No 2 Ventura CDIAC Number: 2005-0501 Limited tax obligation bond Multiple capital improvements, public works Balden Towne Plaza Pub Imp Refunding	NR	Neg	(BC) Quint & Thimmig (TR) The Bank of NY Trust Co (UW) John C Fitzgerald & Assoc	09-01-21 Serial	4.584 TIC

### YEARLY FISCAL STATUS REPORT INFORMATION

#### A. FUND BALANCES

<u>Year</u>	<u>Principal Amt Outstanding(\$)</u>	<u>Minimum Bond Reserve(\$)</u>	<u>Bond Reserve Fund(\$)</u>	<u>Capitalized Interest(\$)</u>	<u>Construction Fund(\$)</u>
04/05	785,000	40,500	40,533	0	0
05/06	785,000	40,500	41,828	0	0
06/07	750,000	40,500	40,713	0	0

#### B. TAX COLLECTION

<u>Year</u>	<u>Taxes Due(\$)</u>	<u>Taxes Unpaid(\$)</u>	<u>Percent</u>	<u>Teeter Plan</u>
04/05	0	0	0	No
05/06	46,431	685	1	No
06/07	79,709	0	0	No

#### C. DELINQUENT PARCELS

<u>Year</u>	<u>Reporting Date</u>	<u># of Parcels</u>	<u>Total Amount Due(\$)</u>
04/05	04-21-05	0	0
05/06	05-12-06	1	685
06/07	05-15-07	0	0

#### D. FORECLOSURE

<u># of Parcels</u>	<u>Total Amount of Taxes Due (\$)</u>
0	0
0	0
0	0

#### E. ASSESSED VALUE OF PARCELS

<u>Reporting Date</u>	<u>Appraisal/ Tax Roll</u>	<u>Assessed Value(\$)</u>
07-01-05	Tax Roll	13,590,273
08-12-06	Tax Roll	14,918,104
07-01-07	Tax Roll	14,918,104

#### F. MISCELLANEOUS



## 2007 MELLO-ROOS YEARLY FISCAL STATUS REPORT

<u>Date</u>	<u>Amount(\$)</u>	<u>Issuing Entity, County, Type of Debt, Purpose</u>	<u>Rating(s) Enhancmt</u>	<u>Type of Sale</u>	<u>Role, Participant</u>	<u>Maturity Date/ Type</u>	<u>Interest Rate/ Type</u>
07-13-06	\$2,715,000	Fillmore CFD No 3 Ventura CDIAC Number: 2006-0849 Limited tax obligation bond Multiple capital improvements, public works River Oaks City & School Facs	NR	Neg	(BC) Quint & Thimmig (TR) Union Bank of CA (UW) Wulff Hansen & Co	09-01-36 Comb	5.559 TIC

### YEARLY FISCAL STATUS REPORT INFORMATION

#### A. FUND BALANCES

<u>Year</u>	<u>Principal Amt Outstanding(\$)</u>	<u>Minimum Bond Reserve(\$)</u>	<u>Bond Reserve Fund(\$)</u>	<u>Capitalized Interest(\$)</u>	<u>Construction Fund(\$)</u>
06/07	2,715,000	251,808	207,761	0	0

#### B. TAX COLLECTION

<u>Taxes Due(\$)</u>	<u>Taxes Unpaid(\$)</u>	<u>Percent</u>	<u>Teeter Plan</u>
187,214	14,281	8	No

#### C. DELINQUENT PARCELS

<u>Year</u>	<u>Reporting Date</u>	<u># of Parcels</u>	<u>Total Amount Due(\$)</u>
06/07	05-15-07	8	14,281

#### D. FORECLOSURE

<u># of Parcels</u>	<u>Total Amount of Taxes Due (\$)</u>
0	0

#### E. ASSESSED VALUE OF PARCELS

<u>Reporting Date</u>	<u>Appraisal/ Tax Roll</u>	<u>Assessed Value(\$)</u>
07-01-07	Tax Roll	27,148,266

#### F. MISCELLANEOUS





## 2007 MELLO-ROOS YEARLY FISCAL STATUS REPORT

<u>Date</u>	<u>Amount(\$)</u>	<u>Issuing Entity, County, Type of Debt, Purpose</u>	<u>Rating(s) Enhancmt</u>	<u>Type of Sale</u>	<u>Role, Participant</u>	<u>Maturity Date/ Type</u>	<u>Interest Rate/ Type</u>
06-27-06	\$38,030,000	Moorpark CFD No 2004-1 Ventura CDIAC Number: 2006-0235 Limited tax obligation bond Multiple capital improvements, public works Highlands	NR	Neg	(BC) Jones Hall (FA) Urban Futures (TR) The Bank of NY Trust Co (UW) Piper Jaffray & Co	09-01-38 Comb	5.348 NIC

### YEARLY FISCAL STATUS REPORT INFORMATION

#### A. FUND BALANCES

<u>Year</u>	<u>Principal Amt Outstanding(\$)</u>	<u>Minimum Bond Reserve(\$)</u>	<u>Bond Reserve Fund(\$)</u>	<u>Capitalized Interest(\$)</u>	<u>Construction Fund(\$)</u>
06/07	38,030,000	2,468,648	2,536,813	0	25,448,070

#### B. TAX COLLECTION

<u>Year</u>	<u>Taxes Due(\$)</u>	<u>Taxes Unpaid(\$)</u>	<u>Percent</u>	<u>Teeter Plan</u>
06/07	2,541,766	9,249	0	No

#### C. DELINQUENT PARCELS

<u>Year</u>	<u>Reporting Date</u>	<u># of Parcels</u>	<u>Total Amount Due(\$)</u>
06/07	05-15-07	3	9,249

#### D. FORECLOSURE

<u># of Parcels</u>	<u>Total Amount of Taxes Due (\$)</u>
0	0

#### E. ASSESSED VALUE OF PARCELS

<u>Year</u>	<u>Reporting Date</u>	<u>Appraisal/ Tax Roll</u>	<u>Assessed Value(\$)</u>
06/07	07-01-07	Tax Roll	15,317,360

#### F. MISCELLANEOUS



## 2007 MELLO-ROOS YEARLY FISCAL STATUS REPORT

<u>Date</u>	<u>Amount(\$)</u>	<u>Issuing Entity, County, Type of Debt, Purpose</u>	<u>Rating(s) Enhancmt</u>	<u>Type of Sale</u>	<u>Role, Participant</u>	<u>Maturity Date/ Type</u>	<u>Interest Rate/ Type</u>
07-24-97	\$7,645,000	Moorpark CFD No 97-1 Ventura CDIAC Number: 1997-1133 Limited tax obligation bond Multiple capital improvements, public works Carlsberg Business Park	NR	Neg	(BC) Quint & Thimmig (FA) Urban Futures (TR) First Trust of CA (UW) Miller & Schroeder	09-01-27 Comb	6.682 NIC

### YEARLY FISCAL STATUS REPORT INFORMATION

#### A. FUND BALANCES

<u>Year</u>	<u>Principal Amt Outstanding(\$)</u>	<u>Minimum Bond Reserve(\$)</u>	<u>Bond Reserve Fund(\$)</u>	<u>Capitalized Interest(\$)</u>	<u>Construction Fund(\$)</u>
01/02	7,300,000	596,620	596,620	0	819,588
02/03	7,300,000	596,820	596,820	0	832,028
04/05	6,920,000	596,620	596,620	0	903,955
05/06	6,780,000	596,620	596,620	0	969,669
06/07	6,630,000	596,620	636,600	0	0

#### B. TAX COLLECTION

<u>Taxes Due(\$)</u>	<u>Taxes Unpaid(\$)</u>	<u>Percent</u>	<u>Teeter Plan</u>
605,080	0	0	No
603,600	0	0	No
610,645	0	0	No
610,895	0	0	No
610,895	0	0	No

#### C. DELINQUENT PARCELS

<u>Year</u>	<u>Reporting Date</u>	<u># of Parcels</u>	<u>Total Amount Due(\$)</u>
01/02	06-30-02	0	0
02/03	06-30-03	0	0
04/05	06-30-05	0	0
05/06	06-30-06	0	0
06/07	09-17-07	0	0

#### D. FORECLOSURE

<u># of Parcels</u>	<u>Total Amount of Taxes Due (\$)</u>
0	0
0	0
0	0
0	0
0	0

#### E. ASSESSED VALUE OF PARCELS

<u>Reporting Date</u>	<u>Appraisal/ Tax Roll</u>	<u>Assessed Value(\$)</u>
01-01-01	Tax Roll	8,629,680
07-01-03	Tax Roll	24,449,704
07-01-04	Tax Roll	57,899,651
01-01-06	Tax Roll	96,497,782
07-01-07	Tax Roll	108,835,116

#### F. MISCELLANEOUS



## 2007 MELLO-ROOS YEARLY FISCAL STATUS REPORT

<u>Date</u>	<u>Amount(\$)</u>	<u>Issuing Entity, County, Type of Debt, Purpose</u>	<u>Rating(s) Enhancmt</u>	<u>Type of Sale</u>	<u>Role, Participant</u>	<u>Maturity Date/ Type</u>	<u>Interest Rate/ Type</u>
12-03-02	\$9,740,000	Oxnard CFD No 1 Ventura CDIAC Number: 2002-1875 Limited tax obligation bond Multiple capital improvements, public works Westport at Mandalay Bay	NR	Neg	(BC) Stradling Yocca (FA) Fieldman Rolapp (TR) Wells Fargo Bank (UW) E J De La Rosa	09-01-33 Comb	6.316 TIC

### YEARLY FISCAL STATUS REPORT INFORMATION

#### A. FUND BALANCES

<u>Year</u>	<u>Principal Amt Outstanding(\$)</u>	<u>Minimum Bond Reserve(\$)</u>	<u>Bond Reserve Fund(\$)</u>	<u>Capitalized Interest(\$)</u>	<u>Construction Fund(\$)</u>
02/03	9,740,000	948,191	954,559	277,081	7,655,852
03/04	9,740,000	961,770	964,104	4	0
04/05	9,740,000	964,684	964,197	0	0
05/06	9,685,000	946,154	958,750	0	6,250
06/07	9,395,000	954,744	954,744	0	0

#### B. TAX COLLECTION

<u>Taxes Due(\$)</u>	<u>Taxes Unpaid(\$)</u>	<u>Percent</u>	<u>Teeter Plan</u>
0	0	0	No
572,071	0	0	No
604,446	11,561	2	No
584,382	15,039	3	No
616,034	16,929	3	No

#### C. DELINQUENT PARCELS

<u>Year</u>	<u>Reporting Date</u>	<u># of Parcels</u>	<u>Total Amount Due(\$)</u>
02/03	06-30-03	0	0
03/04	06-30-04	0	0
04/05	06-30-05	9	11,561
05/06	06-30-06	5	15,039
06/07	06-30-07	13	18,371

#### D. FORECLOSURE

<u># of Parcels</u>	<u>Total Amount of Taxes Due (\$)</u>
0	0
0	0
0	0
0	0
0	0

#### E. ASSESSED VALUE OF PARCELS

<u>Reporting Date</u>	<u>Appraisal/ Tax Roll</u>	<u>Assessed Value(\$)</u>
06-30-03	Tax Roll	21,815,759
01-01-04	Tax Roll	47,005,209
01-01-05	Tax Roll	148,157,004
01-01-06	Tax Roll	201,971,637
01-01-07	Tax Roll	236,033,525

#### F. MISCELLANEOUS



## 2007 MELLO-ROOS YEARLY FISCAL STATUS REPORT

<u>Date</u>	<u>Amount(\$)</u>	<u>Issuing Entity, County, Type of Debt, Purpose</u>	<u>Rating(s) Enhancmt</u>	<u>Type of Sale</u>	<u>Role, Participant</u>	<u>Maturity Date/ Type</u>	<u>Interest Rate/ Type</u>
02-06-03	\$10,490,000	Oxnard CFD No 2000-3 Ventura CDIAC Number: 2001-1535 Limited tax obligation bond Bridges and highways Oxnard Blvd/Hwy 101 Interchange	NR	Neg	(BC) Best Best & Krieger (TR) Wells Fargo Bank (UW) E J De La Rosa	09-01-32 Comb	5.825 NIC

### YEARLY FISCAL STATUS REPORT INFORMATION

#### A. FUND BALANCES

<u>Year</u>	<u>Principal Amt Outstanding(\$)</u>	<u>Minimum Bond Reserve(\$)</u>	<u>Bond Reserve Fund(\$)</u>	<u>Capitalized Interest(\$)</u>	<u>Construction Fund(\$)</u>
02/03	10,490,000	735,328	735,329	0	8,884,614
03/04	10,315,000	735,328	737,133	0	8,211,535
04/05	10,135,000	735,328	735,308	0	8,163,830
05/06	9,955,000	735,328	745,949	0	720,876
06/07	9,770,000	735,328	747,823	0	757,050

#### B. TAX COLLECTION

<u>Year</u>	<u>Taxes Due(\$)</u>	<u>Taxes Unpaid(\$)</u>	<u>Percent</u>	<u>Teeter Plan</u>
02/03	1,109,816	0	0	No
03/04	757,844	87	0	No
04/05	762,857	44	0	No
05/06	756,485	87	0	No
06/07	765,494	25,756	3	No

#### C. DELINQUENT PARCELS

<u>Year</u>	<u>Reporting Date</u>	<u># of Parcels</u>	<u>Total Amount Due(\$)</u>
02/03	06-30-03	0	0
03/04	06-30-04	1	87
04/05	06-30-05	1	130
05/06	06-30-06	1	217
06/07	06-30-07	3	25,973

#### D. FORECLOSURE

<u># of Parcels</u>	<u>Total Amount of Taxes Due (\$)</u>
0	0
0	0
0	0
0	0
0	0

#### E. ASSESSED VALUE OF PARCELS

<u>Reporting Date</u>	<u>Appraisal/ Tax Roll</u>	<u>Assessed Value(\$)</u>
06-30-03	Tax Roll	174,507,482
01-01-03	Tax Roll	222,932,358
01-01-05	Tax Roll	296,003,834
01-01-06	Tax Roll	297,692,438
01-01-07	Tax Roll	390,391,879

#### F. MISCELLANEOUS



## 2007 MELLO-ROOS YEARLY FISCAL STATUS REPORT

<u>Date</u>	<u>Amount(\$)</u>	<u>Issuing Entity, County, Type of Debt, Purpose</u>	<u>Rating(s) Enhancmt</u>	<u>Type of Sale</u>	<u>Role, Participant</u>	<u>Maturity Date/ Type</u>	<u>Interest Rate/ Type</u>
11-01-05	\$32,275,000	Oxnard CFD No 3 Ventura CDIAC Number: 2005-1595 Limited tax obligation bond Multiple capital improvements, public works Seabridge at Mandalay Bay	NR	Neg	(BC) Stradling Yocca (FA) Fieldman Rolapp (TR) Wells Fargo Bank (UW) E J De La Rosa	09-01-35 Comb	5.284 TIC

### YEARLY FISCAL STATUS REPORT INFORMATION

#### A. FUND BALANCES

<u>Year</u>	<u>Principal Amt Outstanding(\$)</u>	<u>Minimum Bond Reserve(\$)</u>	<u>Bond Reserve Fund(\$)</u>	<u>Capitalized Interest(\$)</u>	<u>Construction Fund(\$)</u>
05/06	32,275,000	2,833,176	2,827,090	813,220	22,387,645
06/07	32,275,000	2,858,677	2,858,677	0	22,049,090

#### B. TAX COLLECTION

<u>Taxes Due(\$)</u>	<u>Taxes Unpaid(\$)</u>	<u>Percent</u>	<u>Teeter Plan</u>
0	0	0	No
1,757,759	16,830	1	No

#### C. DELINQUENT PARCELS

<u>Year</u>	<u>Reporting Date</u>	<u># of Parcels</u>	<u>Total Amount Due(\$)</u>
05/06	06-30-06	0	0
06/07	06-30-07	8	16,830

#### D. FORECLOSURE

<u># of Parcels</u>	<u>Total Amount of Taxes Due (\$)</u>
0	0
0	0

#### E. ASSESSED VALUE OF PARCELS

<u>Reporting Date</u>	<u>Appraisal/ Tax Roll</u>	<u>Assessed Value(\$)</u>
01-01-06	Tax Roll	123,770,663
01-01-07	Tax Roll	301,839,436

#### F. MISCELLANEOUS



## 2007 MELLO-ROOS YEARLY FISCAL STATUS REPORT

<u>Date</u>	<u>Amount(\$)</u>	<u>Issuing Entity, County, Type of Debt, Purpose</u>	<u>Rating(s) Enhancmt</u>	<u>Type of Sale</u>	<u>Role, Participant</u>	<u>Maturity Date/ Type</u>	<u>Interest Rate/ Type</u>
07-29-05	\$1,530,000	Oxnard CFD No 88-1 Ventura CDIAC Number: 2005-1152 Limited tax obligation bond Multiple capital improvements, public works Town Ctr Refunding	NR	Neg	(BC) Pillsbury Winthrop Shaw (TR) Wells Fargo Bank (UW) Oxnard FA	09-02-13 Serial	3.644 NIC

### YEARLY FISCAL STATUS REPORT INFORMATION

#### A. FUND BALANCES

<u>Year</u>	<u>Principal Amt Outstanding(\$)</u>	<u>Minimum Bond Reserve(\$)</u>	<u>Bond Reserve Fund(\$)</u>	<u>Capitalized Interest(\$)</u>	<u>Construction Fund(\$)</u>
05/06	1,530,000	0	0	0	0

#### B. TAX COLLECTION

<u>Taxes Due(\$)</u>	<u>Taxes Unpaid(\$)</u>	<u>Percent</u>	<u>Teeter Plan</u>
228,788	0	0	No

#### C. DELINQUENT PARCELS

<u>Year</u>	<u>Reporting Date</u>	<u># of Parcels</u>	<u>Total Amount Due(\$)</u>
05/06		0	0

#### D. FORECLOSURE

<u># of Parcels</u>	<u>Total Amount of Taxes Due (\$)</u>
0	0

#### E. ASSESSED VALUE OF PARCELS

<u>Reporting Date</u>	<u>Appraisal/ Tax Roll</u>	<u>Assessed Value(\$)</u>
		0

#### F. MISCELLANEOUS



## 2007 MELLO-ROOS YEARLY FISCAL STATUS REPORT

<u>Date</u>	<u>Amount(\$)</u>	<u>Issuing Entity, County, Type of Debt, Purpose</u>	<u>Rating(s) Enhancmt</u>	<u>Type of Sale</u>	<u>Role, Participant</u>	<u>Maturity Date/ Type</u>	<u>Interest Rate/ Type</u>
10-27-05	\$30,725,000	Rio Elementary School District CFD No 1 Ventura CDIAC Number: 2005-1806 Limited tax obligation bond K-12 school facility RiverPark	NR	Neg	(BC) Kronick Moskovitz (FA) Fieldman Rolapp (TR) Zions First Natl Bk (UW) Stone & Youngberg	09-01-35 Comb	5.289 TIC

### YEARLY FISCAL STATUS REPORT INFORMATION

#### A. FUND BALANCES

<u>Year</u>	<u>Principal Amt Outstanding(\$)</u>	<u>Minimum Bond Reserve(\$)</u>	<u>Bond Reserve Fund(\$)</u>	<u>Capitalized Interest(\$)</u>	<u>Construction Fund(\$)</u>
05/06	30,725,000	2,709,626	2,786,365	797,980	4,491,436
06/07	30,725,000	2,750,054	2,785,196	0	2,946,793

#### B. TAX COLLECTION

<u>Taxes Due(\$)</u>	<u>Taxes Unpaid(\$)</u>	<u>Percent</u>	<u>Teeter Plan</u>
0	0	0	No
1,923,079	0	0	No

#### C. DELINQUENT PARCELS

<u>Year</u>	<u>Reporting Date</u>	<u># of Parcels</u>	<u>Total Amount Due(\$)</u>
05/06	06-30-06	0	0
06/07	06-30-07	0	0

#### D. FORECLOSURE

<u># of Parcels</u>	<u>Total Amount of Taxes Due (\$)</u>
0	0
0	0

#### E. ASSESSED VALUE OF PARCELS

<u>Reporting Date</u>	<u>Appraisal/ Tax Roll</u>	<u>Assessed Value(\$)</u>
05-23-05	Appraisal	179,850,000
07-01-07	Tax Roll	352,946,059

#### F. MISCELLANEOUS



## 2007 MELLO-ROOS YEARLY FISCAL STATUS REPORT

<u>Date</u>	<u>Amount(\$)</u>	<u>Issuing Entity, County, Type of Debt, Purpose</u>	<u>Rating(s) Enhancmt</u>	<u>Type of Sale</u>	<u>Role, Participant</u>	<u>Maturity Date/ Type</u>	<u>Interest Rate/ Type</u>
01-26-05	\$8,800,000	Simi Valley CFD No 2004-1 Ventura CDIAC Number: 2004-0880 Limited tax obligation bond Multiple capital improvements, public works Town Center	NR	Neg	(BC) Stradling Yocca (TR) The Bank of NY Trust Co (UW) Stone & Youngberg	09-01-34 Comb	5.371 NIC

### YEARLY FISCAL STATUS REPORT INFORMATION

#### A. FUND BALANCES

<u>Year</u>	<u>Principal Amt Outstanding(\$)</u>	<u>Minimum Bond Reserve(\$)</u>	<u>Bond Reserve Fund(\$)</u>	<u>Capitalized Interest(\$)</u>	<u>Construction Fund(\$)</u>
04/05	8,800,000	803,864	808,181	424,268	4,131,038
05/06	8,800,000	803,864	814,154	0	1,924,319
06/07	8,775,000	803,864	809,879	0	1,908,972

#### B. TAX COLLECTION

<u>Year</u>	<u>Taxes Due(\$)</u>	<u>Taxes Unpaid(\$)</u>	<u>Percent</u>	<u>Teeter Plan</u>
04/05	0	0	0	No
05/06	332,897	0	0	No
06/07	519,585	0	0	No

#### C. DELINQUENT PARCELS

<u>Year</u>	<u>Reporting Date</u>	<u># of Parcels</u>	<u>Total Amount Due(\$)</u>
04/05	06-30-05	0	0
05/06	06-30-06	0	0
06/07	10-29-07	0	0

#### D. FORECLOSURE

<u># of Parcels</u>	<u>Total Amount of Taxes Due (\$)</u>
0	0
0	0
0	0

#### E. ASSESSED VALUE OF PARCELS

<u>Reporting Date</u>	<u>Appraisal/ Tax Roll</u>	<u>Assessed Value(\$)</u>
10-15-04	Appraisal	32,500,000
01-01-06	Tax Roll	213,514,073
01-01-07	Tax Roll	283,038,669

#### F. MISCELLANEOUS





## 2007 MELLO-ROOS YEARLY FISCAL STATUS REPORT

<u>Date</u>	<u>Amount(\$)</u>	<u>Issuing Entity, County, Type of Debt, Purpose</u>	<u>Rating(s) Enhancmt</u>	<u>Type of Sale</u>	<u>Role, Participant</u>	<u>Maturity Date/ Type</u>	<u>Interest Rate/ Type</u>
02-20-03	\$10,635,000	Thousand Oaks CFD No 1988-1 Ventura CDIAC Number: 2003-0051 Limited tax obligation bond Multiple capital improvements, public works Lang Ranch Refunding	S:AAA/A+ M:Aaa  Ins	Comp	(BC) Quint & Thimmig (FA) Stone & Youngberg (EN) FSA (TR) BNY Western Trust (UW) Salomon Smith Barney	10-01-13 Serial	3.085 TIC

### YEARLY FISCAL STATUS REPORT INFORMATION

#### A. FUND BALANCES

<u>Year</u>	<u>Principal Amt Outstanding(\$)</u>	<u>Minimum Bond Reserve(\$)</u>	<u>Bond Reserve Fund(\$)</u>	<u>Capitalized Interest(\$)</u>	<u>Construction Fund(\$)</u>
02/03	10,635,000	0	0	0	0
03/04	10,130,000	0	0	0	0
04/05	9,215,000	0	0	0	0
05/06	8,285,000	0	0	0	0
06/07	7,335,000	0	0	0	0

#### B. TAX COLLECTION

<u>Taxes Due(\$)</u>	<u>Taxes Unpaid(\$)</u>	<u>Percent</u>	<u>Teeter Plan</u>
1,366,767	14,750	1	No
1,195,773	4,473	0	No
1,202,219	10,071	1	No
1,197,181	1,799	0	No
1,200,495	7,442	1	No

#### C. DELINQUENT PARCELS

<u>Year</u>	<u>Reporting Date</u>	<u># of Parcels</u>	<u>Total Amount Due(\$)</u>
02/03	06-30-03	20	14,750
03/04	06-30-04	8	4,473
04/05	06-30-05	14	10,071
05/06	06-30-06	7	1,799
06/07	06-30-07	12	7,442

#### D. FORECLOSURE

<u># of Parcels</u>	<u>Total Amount of Taxes Due (\$)</u>
0	0
0	0
0	0
0	0
0	0

#### E. ASSESSED VALUE OF PARCELS

<u>Reporting Date</u>	<u>Appraisal/ Tax Roll</u>	<u>Assessed Value(\$)</u>
06-30-03	Tax Roll	661,911,963
06-30-04		661,971,808
06-30-05	Tax Roll	700,669,199
06-30-06	Tax Roll	747,967,119
06-30-07	Tax Roll	790,891,344

#### F. MISCELLANEOUS



## 2007 MELLO-ROOS YEARLY FISCAL STATUS REPORT

<u>Date</u>	<u>Amount(\$)</u>	<u>Issuing Entity, County, Type of Debt, Purpose</u>	<u>Rating(s) Enhancmt</u>	<u>Type of Sale</u>	<u>Role, Participant</u>	<u>Maturity Date/ Type</u>	<u>Interest Rate/ Type</u>
03-06-95	\$29,229,406	Thousand Oaks CFD No 1994-1 Ventura CDIAC Number: 1994-1547 Limited tax obligation bond Multiple capital improvements, public works Mktpl Pub Pedestrian/Traffic/Prkg Fac	NR	Neg	(BC) Jones Hall Hill (FA) Seidler-Fitzgerald (TR) First Interstate CA (UW) Lazard Freres & Co	09-01-24 Comb	7.367 NIC

### YEARLY FISCAL STATUS REPORT INFORMATION

#### A. FUND BALANCES

<u>Year</u>	<u>Principal Amt Outstanding(\$)</u>	<u>Minimum Bond Reserve(\$)</u>	<u>Bond Reserve Fund(\$)</u>	<u>Capitalized Interest(\$)</u>	<u>Construction Fund(\$)</u>
01/02	33,623,280	2,923,101	3,031,612	0	0
02/03	33,612,172	2,923,106	3,031,345	0	0
03/04	33,287,182	2,923,106	3,039,133	0	0
04/05	32,730,253	2,923,106	2,922,941	0	0
05/06	32,020,733	2,922,941	3,032,782	0	0
06/07	31,235,497	2,922,941	3,033,119	0	0

#### B. TAX COLLECTION

<u>Taxes Due(\$)</u>	<u>Taxes Unpaid(\$)</u>	<u>Percent</u>	<u>Teeter Plan</u>
2,172,763	0	0	No
2,496,553	0	0	No
2,690,433	0	0	No
2,803,220	0	0	No
2,848,468	0	0	No
2,851,132	0	0	No

#### C. DELINQUENT PARCELS

<u>Year</u>	<u>Reporting Date</u>	<u># of Parcels</u>	<u>Total Amount Due(\$)</u>
01/02	06-30-02	0	0
02/03	06-30-03	0	0
03/04	06-30-04	0	0
04/05	06-30-05	0	0
05/06	06-30-06	0	0
06/07	06-30-07	0	0

#### D. FORECLOSURE

<u># of Parcels</u>	<u>Total Amount of Taxes Due (\$)</u>
0	0
0	0
0	0
0	0
0	0
0	0

#### E. ASSESSED VALUE OF PARCELS

<u>Reporting Date</u>	<u>Appraisal/ Tax Roll</u>	<u>Assessed Value(\$)</u>
06-30-02	Tax Roll	57,290,000
06-30-03	Tax Roll	68,613,440
06-30-04	Tax Roll	68,613,440
06-30-05	Tax Roll	52,942,866
06-30-06	Tax Roll	54,209,550
06-30-07	Tax Roll	54,845,131

#### F. MISCELLANEOUS



## 2007 MELLO-ROOS YEARLY FISCAL STATUS REPORT

<u>Date</u>	<u>Amount(\$)</u>	<u>Issuing Entity, County, Type of Debt, Purpose</u>	<u>Rating(s) Enhancmt</u>	<u>Type of Sale</u>	<u>Role, Participant</u>	<u>Maturity Date/ Type</u>	<u>Interest Rate/ Type</u>
06-03-98	\$1,500,000	Thousand Oaks CFD No 1997-1 Ventura CDIAC Number: 1997-1669 Limited tax obligation bond Parking The Promenade Federally Taxable	NR	Neg	(BC) Quint & Thimmig (FA) General Govt Mgmt (TR) BNY Western Trust (UW) Caruso Affiliated	07-15-28 Term	9.5 NIC

### YEARLY FISCAL STATUS REPORT INFORMATION

#### A. FUND BALANCES

<u>Year</u>	<u>Principal Amt Outstanding(\$)</u>	<u>Minimum Bond Reserve(\$)</u>	<u>Bond Reserve Fund(\$)</u>	<u>Capitalized Interest(\$)</u>	<u>Construction Fund(\$)</u>	<u>Taxes Due(\$)</u>	<u>Taxes Unpaid(\$)</u>	<u>Percent</u>	<u>Teeter Plan</u>
01/02	1,467,000	0	0	0	0	156,196	0	0	No
02/03	1,454,000	0	0	0	0	156,735	0	0	No
03/04	1,439,000	0	0	0	0	161,214	0	0	No
04/05	1,423,000	0	0	0	0	166,065	0	0	No
05/06	1,406,000	0	0	0	0	162,113	0	0	No
06/07	1,387,000	0	0	0	0	161,604	0	0	No

#### B. TAX COLLECTION

#### C. DELINQUENT PARCELS

<u>Year</u>	<u>Reporting Date</u>	<u># of Parcels</u>	<u>Total Amount Due(\$)</u>	<u># of Parcels</u>	<u>Total Amount of Taxes Due (\$)</u>	<u>Reporting Date</u>	<u>Appraisal/ Tax Roll</u>	<u>Assessed Value(\$)</u>
01/02	06-30-02	0	0	0	0	06-30-02	Tax Roll	55,271,032
02/03	06-30-03	0	0	0	0	06-30-03	Tax Roll	56,842,133
03/04	06-30-04	0	0	0	0	06-30-04	Tax Roll	56,842,133
04/05	06-30-05	0	0	0	0	06-30-05	Tax Roll	57,933,781
05/06	06-30-06	0	0	0	0	06-30-06	Tax Roll	59,092,454
06/07	06-30-07	0	0	0	0	06-30-07	Tax Roll	58,189,466

#### D. FORECLOSURE

#### E. ASSESSED VALUE OF PARCELS

#### F. MISCELLANEOUS



## 2007 MELLO-ROOS YEARLY FISCAL STATUS REPORT

<u>Date</u>	<u>Amount(\$)</u>	<u>Issuing Entity, County, Type of Debt, Purpose</u>	<u>Rating(s) Enhancmt</u>	<u>Type of Sale</u>	<u>Role, Participant</u>	<u>Maturity Date/ Type</u>	<u>Interest Rate/ Type</u>
03-02-99	\$11,235,000	West Camarillo CFD No 1 Ventura CDIAC Number: 1999-0271 Limited tax obligation bond Multiple capital improvements, public works Refunding	S:AAA M:Aaa  Ins	Comp	(BC) Brown Diven Hessell (FA) Fieldman Rolapp (EN) FSA (TR) US Bank Corp Trust (UW) First Sec Cap Mkts	09-01-12 Serial	4.235 NIC

### YEARLY FISCAL STATUS REPORT INFORMATION

#### A. FUND BALANCES

<u>Year</u>	<u>Principal Amt Outstanding(\$)</u>	<u>Minimum Bond Reserve(\$)</u>	<u>Bond Reserve Fund(\$)</u>	<u>Capitalized Interest(\$)</u>	<u>Construction Fund(\$)</u>
01/02	8,345,000	520,169	657,830	0	0
02/03	7,645,000	520,169	673,813	0	0
03/04	6,920,000	520,169	684,682	0	0
04/05	6,170,000	520,169	697,535	0	0
05/06	5,390,000	875,328	897,450	0	0
06/07	5,390,000	685,380	757,877	0	0

#### B. TAX COLLECTION

<u>Taxes Due(\$)</u>	<u>Taxes Unpaid(\$)</u>	<u>Percent</u>	<u>Teeter Plan</u>
967,792	16,480	2	No
1,017,969	9,515	1	No
890,523	11,998	1	No
1,436,826	13,176	1	No
1,601,981	30,265	2	No
1,405,607	25,699	2	No

#### C. DELINQUENT PARCELS

<u>Year</u>	<u>Reporting Date</u>	<u># of Parcels</u>	<u>Total Amount Due(\$)</u>
01/02	07-01-02	26	16,480
02/03	07-01-03	18	9,515
03/04	07-01-04	21	11,998
04/05	07-01-05	15	13,176
05/06	06-30-06	28	30,265
06/07	07-01-07	21	25,699

#### D. FORECLOSURE

<u># of Parcels</u>	<u>Total Amount of Taxes Due (\$)</u>
0	0
0	0
0	0
0	0
0	0
0	0

#### E. ASSESSED VALUE OF PARCELS

<u>Reporting Date</u>	<u>Appraisal/ Tax Roll</u>	<u>Assessed Value(\$)</u>
07-01-02	Tax Roll	519,675,564
07-01-03	Tax Roll	545,718,822
07-01-04	Tax Roll	598,300,032
07-01-05	Tax Roll	598,300,032
01-01-06	Tax Roll	670,784,305
07-01-07	Tax Roll	827,721,836

#### F. MISCELLANEOUS



## 2007 MELLO-ROOS YEARLY FISCAL STATUS REPORT

<u>Date</u>	<u>Amount(\$)</u>	<u>Issuing Entity, County, Type of Debt, Purpose</u>	<u>Rating(s) Enhancmt</u>	<u>Type of Sale</u>	<u>Role, Participant</u>	<u>Maturity Date/ Type</u>	<u>Interest Rate/ Type</u>
09-13-04	\$8,200,000	West Camarillo CFD No 1 Ventura CDIAC Number: 2004-1550 Limited tax obligation bond Bridges and highways Drainage/Bridge	S:AAA/A- M:Aaa  Ins	Comp	(BC) Fulbright & Jaworski (FA) C M de Crinis (EN) Ambac (TR) US Bank Natl Assoc (UW) Citigroup Global Markets	09-01-34 Comb	4.528 TIC

### YEARLY FISCAL STATUS REPORT INFORMATION

#### A. FUND BALANCES

<u>Year</u>	<u>Principal Amt Outstanding(\$)</u>	<u>Minimum Bond Reserve(\$)</u>	<u>Bond Reserve Fund(\$)</u>	<u>Capitalized Interest(\$)</u>	<u>Construction Fund(\$)</u>
04/05	8,095,000	228,440	230,185	0	0
05/06	8,015,000	226,560	237,299	0	0
06/07	8,015,000	249,343	249,343	0	0

#### B. TAX COLLECTION

<u>Year</u>	<u>Taxes Due(\$)</u>	<u>Taxes Unpaid(\$)</u>	<u>Percent</u>	<u>Teeter Plan</u>
04/05	1,436,826	13,176	1	No
05/06	1,601,981	30,265	2	No
06/07	1,405,607	25,699	2	No

#### C. DELINQUENT PARCELS

<u>Year</u>	<u>Reporting Date</u>	<u># of Parcels</u>	<u>Total Amount Due(\$)</u>
04/05	07-01-05	15	13,176
05/06	06-30-06	28	30,265
06/07	07-01-07	21	25,699

#### D. FORECLOSURE

<u># of Parcels</u>	<u>Total Amount of Taxes Due (\$)</u>
0	0
0	0
0	0

#### E. ASSESSED VALUE OF PARCELS

<u>Reporting Date</u>	<u>Appraisal/ Tax Roll</u>	<u>Assessed Value(\$)</u>
07-01-05	Tax Roll	598,300,032
01-01-06	Tax Roll	670,784,305
07-01-07	Tax Roll	827,721,836

#### F. MISCELLANEOUS



## 2007 MELLO-ROOS YEARLY FISCAL STATUS REPORT

<u>Date</u>	<u>Amount(\$)</u>	<u>Issuing Entity, County, Type of Debt, Purpose</u>	<u>Rating(s) Enhancmt</u>	<u>Type of Sale</u>	<u>Role, Participant</u>	<u>Maturity Date/ Type</u>	<u>Interest Rate/ Type</u>
08-18-99	\$634,472	Davis CFD No 1990-1 Yolo CDIAC Number: 1999-1598 Limited tax obligation bond Multiple capital improvements, public works E Davis Federally Taxable	NR	Neg	(BC) Jones Hall (TR) Davis (UW) Davis PFFA	09-01-29 Comb	5.783 NIC

### YEARLY FISCAL STATUS REPORT INFORMATION

#### A. FUND BALANCES

<u>Year</u>	<u>Principal Amt Outstanding(\$)</u>	<u>Minimum Bond Reserve(\$)</u>	<u>Bond Reserve Fund(\$)</u>	<u>Capitalized Interest(\$)</u>	<u>Construction Fund(\$)</u>	<u>Taxes Due(\$)</u>	<u>Taxes Unpaid(\$)</u>	<u>Percent</u>	<u>Teeter Plan</u>
01/02	9,785,000	555,243	558,600	0	0	1,520,674	14,599	1	Yes
02/03	9,785,000	555,243	556,902	0	0	138,102	56,167	41	Yes
03/04		555,243	556,260	0	0	1,201,947	68,659	6	Yes
04/05	9,785,000	555,243	559,714	0	0	1,166,063	125,494	11	Yes
06/07	9,785,000	555,243	566,149	0	0	101,294	1,154	1	Yes

#### B. TAX COLLECTION

#### C. DELINQUENT PARCELS

<u>Year</u>	<u>Reporting Date</u>	<u># of Parcels</u>	<u>Total Amount Due(\$)</u>	<u># of Parcels</u>	<u>Total Amount of Taxes Due (\$)</u>	<u>Reporting Date</u>	<u>Appraisal/ Tax Roll</u>	<u>Assessed Value(\$)</u>
01/02	07-15-02	54	14,599	0	0	06-30-02	Tax Roll	1,692,182,359
02/03	07-11-03	235	56,167	0	0	06-30-03	Tax Roll	1,830,104,581
03/04	07-19-04	347	68,659	0	0	06-30-04	Tax Roll	2,058,979,975
04/05	07-19-05	659	125,494	0	0	07-01-05	Tax Roll	2,301,290,774
06/07	06-30-07	4	1,154	0	0	06-30-07	Tax Roll	74,382,685

#### D. FORECLOSURE

#### E. ASSESSED VALUE OF PARCELS

#### F. MISCELLANEOUS

All reporting information was combined in CFD's 1990-1 thru 5.

Davis CFD's 1990-1 thru 1990-5 are parity bonds under the Authority issue, therefore all funds, delinquencies, and tax collection are combined.

All funds, assessed value, delinquencies & tax collection information are combined for CFD Nos 1990-1 thru 1990-5.



## 2007 MELLO-ROOS YEARLY FISCAL STATUS REPORT

<u>Date</u>	<u>Amount(\$)</u>	<u>Issuing Entity, County, Type of Debt, Purpose</u>	<u>Rating(s) Enhancmt</u>	<u>Type of Sale</u>	<u>Role, Participant</u>	<u>Maturity Date/ Type</u>	<u>Interest Rate/ Type</u>
08-18-99	\$3,518,430	Davis CFD No 1990-2 Yolo CDIAC Number: 1999-1599 Limited tax obligation bond Multiple capital improvements, public works E Davis-Mace Ranch Federally Taxable	NR	Neg	(BC) Jones Hall (TR) Davis (UW) Davis PFFA	09-01-29 Comb	5.783 NIC

### YEARLY FISCAL STATUS REPORT INFORMATION

#### A. FUND BALANCES

<u>Year</u>	<u>Principal Amt Outstanding(\$)</u>	<u>Minimum Bond Reserve(\$)</u>	<u>Bond Reserve Fund(\$)</u>	<u>Capitalized Interest(\$)</u>	<u>Construction Fund(\$)</u>	<u>Taxes Due(\$)</u>	<u>Taxes Unpaid(\$)</u>	<u>Percent</u>	<u>Teeter Plan</u>
01/02	9,785,000	555,243	558,600	0	0	1,520,674	14,599	1	Yes
02/03	9,785,000	555,243	556,902	0	0	1,380,102	56,167	4	Yes
03/04		555,243	556,260	0	0	1,201,947	68,659	6	Yes
04/05	9,785,000	555,243	559,714	0	0	1,166,063	125,494	11	Yes
06/07	9,785,000	555,243	566,149	0	0	299,310	2,015	1	Yes

#### B. TAX COLLECTION

#### C. DELINQUENT PARCELS

<u>Year</u>	<u>Reporting Date</u>	<u># of Parcels</u>	<u>Total Amount Due(\$)</u>	<u># of Parcels</u>	<u>Total Amount of Taxes Due (\$)</u>	<u>Reporting Date</u>	<u>Appraisal/ Tax Roll</u>	<u>Assessed Value(\$)</u>
01/02	07-15-02	54	14,599	0	0	06-30-02	Tax Roll	1,692,182,359
02/03	07-11-03	235	56,167	0	0	06-30-03	Tax Roll	1,830,104,581
03/04	07-19-04	347	68,659	0	0	06-30-04	Tax Roll	2,058,979,975
04/05	07-19-05	659	125,494	0	0	07-01-05	Tax Roll	2,301,290,774
06/07	06-30-07	22	2,015	0	0	06-30-07	Tax Roll	531,774,062

#### D. FORECLOSURE

#### E. ASSESSED VALUE OF PARCELS

#### F. MISCELLANEOUS

Davis CFD's 1990-1 thru 1990-5 are parity bonds under the Authority issue, therefore all funds, delinquencies, and tax collection are combined.



## 2007 MELLO-ROOS YEARLY FISCAL STATUS REPORT

<u>Date</u>	<u>Amount(\$)</u>	<u>Issuing Entity, County, Type of Debt, Purpose</u>	<u>Rating(s) Enhancmt</u>	<u>Type of Sale</u>	<u>Role, Participant</u>	<u>Maturity Date/ Type</u>	<u>Interest Rate/ Type</u>
08-18-99	\$2,109,853	Davis CFD No 1990-3 Yolo CDIAC Number: 1999-1600 Limited tax obligation bond Multiple capital improvements, public works N Central Davis Federally Taxable	NR	Neg	(BC) Jones Hall (TR) Davis (UW) Davis PFFA	09-01-29 Comb	5.783 NIC

### YEARLY FISCAL STATUS REPORT INFORMATION

#### A. FUND BALANCES

<u>Year</u>	<u>Principal Amt Outstanding(\$)</u>	<u>Minimum Bond Reserve(\$)</u>	<u>Bond Reserve Fund(\$)</u>	<u>Capitalized Interest(\$)</u>	<u>Construction Fund(\$)</u>
01/02	9,785,000	555,243	558,600	0	0
02/03	9,785,000	555,243	556,902	0	0
03/04		555,243	556,260	0	0
06/07	9,785,000	555,243	566,149	0	0

#### B. TAX COLLECTION

<u>Taxes Due(\$)</u>	<u>Taxes Unpaid(\$)</u>	<u>Percent</u>	<u>Teeter Plan</u>
1,520,674	14,599	1	Yes
1,380,102	56,167	4	Yes
1,201,947	68,659	6	Yes
334,608	3,104	1	Yes

#### C. DELINQUENT PARCELS

<u>Year</u>	<u>Reporting Date</u>	<u># of Parcels</u>	<u>Total Amount Due(\$)</u>
01/02	07-15-02	54	14,599
02/03	07-11-03	235	56,167
03/04	07-19-04	347	68,659
06/07	06-30-07	21	3,104

#### D. FORECLOSURE

<u># of Parcels</u>	<u>Total Amount of Taxes Due (\$)</u>
0	0
0	0
0	0
0	0

#### E. ASSESSED VALUE OF PARCELS

<u>Reporting Date</u>	<u>Appraisal/ Tax Roll</u>	<u>Assessed Value(\$)</u>
06-30-02	Tax Roll	1,692,182,359
06-30-03	Tax Roll	1,830,104,581
06-30-04	Tax Roll	2,058,979,975
06-30-07	Tax Roll	434,718,612

#### F. MISCELLANEOUS

Davis CFD's 1990-1 thru 1990-5 are parity bonds under the Authority issue, therefore all funds, delinquencies, and tax collection are combined.





## 2007 MELLO-ROOS YEARLY FISCAL STATUS REPORT

<u>Date</u>	<u>Amount(\$)</u>	<u>Issuing Entity, County, Type of Debt, Purpose</u>	<u>Rating(s) Enhancmt</u>	<u>Type of Sale</u>	<u>Role, Participant</u>	<u>Maturity Date/ Type</u>	<u>Interest Rate/ Type</u>
08-18-99	\$3,008,173	Davis CFD No 1990-4 Yolo CDIAC Number: 1999-1597 Limited tax obligation bond Multiple capital improvements, public works S Davis Federally Taxable	NR	Neg	(BC) Jones Hall (TR) Davis (UW) Davis PFFA	09-01-29 Comb	5.783 NIC

### YEARLY FISCAL STATUS REPORT INFORMATION

#### A. FUND BALANCES

<u>Year</u>	<u>Principal Amt Outstanding(\$)</u>	<u>Minimum Bond Reserve(\$)</u>	<u>Bond Reserve Fund(\$)</u>	<u>Capitalized Interest(\$)</u>	<u>Construction Fund(\$)</u>
01/02	9,785,000	555,243	558,600	0	0
02/03	9,785,000	555,243	556,902	0	0
03/04		555,243	556,260	0	0
04/05	9,785,000	555,243	559,714	0	0
06/07	9,785,000	0	566,149	0	0

#### B. TAX COLLECTION

<u>Taxes Due(\$)</u>	<u>Taxes Unpaid(\$)</u>	<u>Percent</u>	<u>Teeter Plan</u>
1,520,674	14,599	1	Yes
1,380,102	56,167	4	Yes
1,201,947	68,659	6	Yes
1,166,063	125,494	11	Yes
378,531	2,144	1	Yes

#### C. DELINQUENT PARCELS

<u>Year</u>	<u>Reporting Date</u>	<u># of Parcels</u>	<u>Total Amount Due(\$)</u>
01/02	07-15-02	54	14,599
02/03	07-11-03	235	56,167
03/04	07-19-04	347	68,659
04/05	07-19-05	659	125,494
06/07	06-30-07	14	2,144

#### D. FORECLOSURE

<u># of Parcels</u>	<u>Total Amount of Taxes Due (\$)</u>
0	0
0	0
0	0
0	0
0	0

#### E. ASSESSED VALUE OF PARCELS

<u>Reporting Date</u>	<u>Appraisal/ Tax Roll</u>	<u>Assessed Value(\$)</u>
06-30-02	Tax Roll	1,692,182,359
06-30-06	Tax Roll	1,830,104,581
06-30-04	Tax Roll	2,058,979,975
07-01-05	Tax Roll	2,301,290,774
06-30-07	Tax Roll	468,877,264

#### F. MISCELLANEOUS

Davis CFD's 1990-1 thru 1990-5 are parity bonds under the Authority issue, therefore all funds, delinquencies, and tax collection are combined.



## 2007 MELLO-ROOS YEARLY FISCAL STATUS REPORT

<u>Date</u>	<u>Amount(\$)</u>	<u>Issuing Entity, County, Type of Debt, Purpose</u>	<u>Rating(s) Enhancmt</u>	<u>Type of Sale</u>	<u>Role, Participant</u>	<u>Maturity Date/ Type</u>	<u>Interest Rate/ Type</u>
08-18-99	\$514,072	Davis CFD No 1990-5 Yolo CDIAC Number: 1999-1596 Limited tax obligation bond Multiple capital improvements, public works W Davis Federally Taxable	NR	Neg	(BC) Jones Hall (TR) Davis (UW) Davis PFFA	09-01-29 Comb	5.783 NIC

### YEARLY FISCAL STATUS REPORT INFORMATION

#### A. FUND BALANCES

<u>Year</u>	<u>Principal Amt Outstanding(\$)</u>	<u>Minimum Bond Reserve(\$)</u>	<u>Bond Reserve Fund(\$)</u>	<u>Capitalized Interest(\$)</u>	<u>Construction Fund(\$)</u>
01/02	9,785,000	555,243	558,600	0	0
02/03	9,785,000	555,243	556,902	0	0
03/04		555,243	556,260	0	0
04/05	9,785,000	555,243	559,714	0	0
06/07	9,785,000	555,243	566,149	0	0

#### B. TAX COLLECTION

<u>Taxes Due(\$)</u>	<u>Taxes Unpaid(\$)</u>	<u>Percent</u>	<u>Teeter Plan</u>
1,520,674	14,599	1	Yes
1,380,102	56,167	4	Yes
1,201,947	68,659	6	Yes
1,166,063	125,494	11	Yes
73,598	294	0	Yes

#### C. DELINQUENT PARCELS

<u>Year</u>	<u>Reporting Date</u>	<u># of Parcels</u>	<u>Total Amount Due(\$)</u>
01/02	07-15-02	54	14,599
02/03	07-11-03	235	56,167
03/04	07-19-04	347	68,659
04/05	07-19-05	659	125,494
06/07	06-30-07	11	294

#### D. FORECLOSURE

<u># of Parcels</u>	<u>Total Amount of Taxes Due (\$)</u>
0	0
0	0
0	0
0	0
0	0

#### E. ASSESSED VALUE OF PARCELS

<u>Reporting Date</u>	<u>Appraisal/ Tax Roll</u>	<u>Assessed Value(\$)</u>
06-30-02	Tax Roll	1,692,182,359
06-30-03	Tax Roll	1,830,104,581
06-30-04	Tax Roll	2,058,979,975
07-01-05	Tax Roll	2,301,290,774
06-30-07	Tax Roll	272,535,824

#### F. MISCELLANEOUS

Davis CFD's 1990-1 thru 1990-5 are parity bonds under the Authority issue, therefore all funds, delinquencies, and tax collection are combined.



## 2007 MELLO-ROOS YEARLY FISCAL STATUS REPORT

<u>Date</u>	<u>Amount(\$)</u>	<u>Issuing Entity, County, Type of Debt, Purpose</u>	<u>Rating(s) Enhancmt</u>	<u>Type of Sale</u>	<u>Role, Participant</u>	<u>Maturity Date/ Type</u>	<u>Interest Rate/ Type</u>
08-20-97	\$31,220,000	Davis CFD No 1991-2 Yolo CDIAC Number: 1997-1158 Limited tax obligation bond Multiple capital improvements, public works East Davis-Mace Ranch Refunding	NR	Neg	(BC) Schuering Zimmerman (FA) Project Fin Assoc (TR) Union Bank of CA (UW) Davis PFFA	09-01-25 Comb	6.549 NIC

### YEARLY FISCAL STATUS REPORT INFORMATION

#### A. FUND BALANCES

<u>Year</u>	<u>Principal Amt Outstanding(\$)</u>	<u>Minimum Bond Reserve(\$)</u>	<u>Bond Reserve Fund(\$)</u>	<u>Capitalized Interest(\$)</u>	<u>Construction Fund(\$)</u>	<u>Taxes Due(\$)</u>	<u>Taxes Unpaid(\$)</u>	<u>Percent</u>	<u>Teeter Plan</u>
01/02	1,560,578	18,525,000	0	0	0	1,603,794	16,606	1	Yes
02/03	18,155,000	1,540,335	1,544,718	0	0	1,580,185	34,838	2	Yes
03/04	17,765,000	1,540,335	1,541,667	0	0	1,528,389	50,820	3	Yes
04/05	16,310,000	1,540,335	1,541,907	0	0	1,558,970	101,716	7	Yes
05/06	16,850,000	1,540,335	1,557,195	0	0	292,075	292,075	100	Yes
06/07	16,400,000	1,540,335	18,766	0	0	1,624,093	4,838	0	Yes

#### B. TAX COLLECTION

#### C. DELINQUENT PARCELS

<u>Year</u>	<u>Reporting Date</u>	<u># of Parcels</u>	<u>Total Amount Due(\$)</u>	<u># of Parcels</u>	<u>Total Amount of Taxes Due (\$)</u>	<u>Reporting Date</u>	<u>Appraisal/ Tax Roll</u>	<u>Assessed Value(\$)</u>
01/02	07-15-02	17	16,606	0	0	06-30-02	Tax Roll	403,160,349
02/03	06-30-03	70	34,838	0	0	06-30-03	Tax Roll	458,178,567
03/04	07-19-04	114	50,820	0	0	06-30-04	Tax Roll	501,419,406
04/05	07-19-05	230	101,716	0	0	07-01-05	Tax Roll	562,013,751
05/06	07-18-06	400	292,075	0	0	06-30-06	Tax Roll	562,013,751
06/07	07-18-07	3	4,838	0	0	06-30-07	Tax Roll	608,128,483

#### D. FORECLOSURE

#### E. ASSESSED VALUE OF PARCELS

#### F. MISCELLANEOUS



## 2007 MELLO-ROOS YEARLY FISCAL STATUS REPORT

<u>Date</u>	<u>Amount(\$)</u>	<u>Issuing Entity, County, Type of Debt, Purpose</u>	<u>Rating(s) Enhancmt</u>	<u>Type of Sale</u>	<u>Role, Participant</u>	<u>Maturity Date/ Type</u>	<u>Interest Rate/ Type</u>
03-21-07	\$14,115,000	Davis CFD No 1991-2 Yolo CDIAC Number: 2007-0238 Limited tax obligation bond Multiple capital improvements, public works E Davis-Mace Ranch Area Refunding	S:AAA/A-  Ins	Neg	(BC) Jones Hall (FA) Northcross Hill Ach (EN) Ambac (TR) Union Bank of CA (UW) Stone & Youngberg	09-01-25 Serial	4.454 NIC

### YEARLY FISCAL STATUS REPORT INFORMATION

#### A. FUND BALANCES

<u>Year</u>	<u>Principal Amt Outstanding(\$)</u>	<u>Minimum Bond Reserve(\$)</u>	<u>Bond Reserve Fund(\$)</u>	<u>Capitalized Interest(\$)</u>	<u>Construction Fund(\$)</u>
06/07	14,115,000	0	0	0	0

#### B. TAX COLLECTION

<u>Taxes Due(\$)</u>	<u>Taxes Unpaid(\$)</u>	<u>Percent</u>	<u>Teeter Plan</u>
0	0	0	Yes

#### C. DELINQUENT PARCELS

<u>Year</u>	<u>Reporting Date</u>	<u># of Parcels</u>	<u>Total Amount Due(\$)</u>
06/07	07-18-07	0	0

#### D. FORECLOSURE

<u># of Parcels</u>	<u>Total Amount of Taxes Due (\$)</u>
0	0

#### E. ASSESSED VALUE OF PARCELS

<u>Reporting Date</u>	<u>Appraisal/ Tax Roll</u>	<u>Assessed Value(\$)</u>
07-18-07	Tax Roll	608,128,483

#### F. MISCELLANEOUS



## 2007 MELLO-ROOS YEARLY FISCAL STATUS REPORT

<u>Date</u>	<u>Amount(\$)</u>	<u>Issuing Entity, County, Type of Debt, Purpose</u>	<u>Rating(s) Enhancmt</u>	<u>Type of Sale</u>	<u>Role, Participant</u>	<u>Maturity Date/ Type</u>	<u>Interest Rate/ Type</u>
02-10-00	\$9,640,000	Davis CFD No 1999-2 Yolo CDIAC Number: 2000-0073 Limited tax obligation bond Multiple capital improvements, public works E Davis Mace Ranch Area II Refunding	F:AA+/F1+     LOC	Neg	(BC) Schuering Zimmerman (FA) Project Fin Assoc (EN) Wells Fargo Bank (TR) Union Bank of CA (UW) Westhoff Cone	09-01-24 Term	VAR

### YEARLY FISCAL STATUS REPORT INFORMATION

#### A. FUND BALANCES

<u>Year</u>	<u>Principal Amt Outstanding(\$)</u>	<u>Minimum Bond Reserve(\$)</u>	<u>Bond Reserve Fund(\$)</u>	<u>Capitalized Interest(\$)</u>	<u>Construction Fund(\$)</u>	<u>Taxes Due(\$)</u>	<u>Taxes Unpaid(\$)</u>	<u>Percent</u>	<u>Teeter Plan</u>
01/02	8,660,000	0	0	0	0	164,554	0	0	No
02/03	6,700,000	0	0	0	0	453,815	0	0	No
03/04	6,535,000	0	0	0	0	174,402	0	0	No
04/05	6,400,000	0	0	0	0	90,589	0	0	No
05/06	6,400,000	0	0	0	0	0	0	0	No
06/07	6,265,000	0	0	0	0	0	0	0	No

#### B. TAX COLLECTION

#### C. DELINQUENT PARCELS

<u>Year</u>	<u>Reporting Date</u>	<u># of Parcels</u>	<u>Total Amount Due(\$)</u>	<u># of Parcels</u>	<u>Total Amount of Taxes Due (\$)</u>	<u>Reporting Date</u>	<u>Appraisal/ Tax Roll</u>	<u>Assessed Value(\$)</u>
01/02		0	0	0	0	06-30-02		0
02/03		0	0	0	0	06-30-03		0
03/04		0	0	0	0	06-30-04		0
04/05		0	0	0	0	07-01-05		0
05/06	06-30-06	0	0	0	0	06-30-06	Tax Roll	0
06/07	07-18-07	0	0	0	0	06-30-07	Tax Roll	0

#### D. FORECLOSURE

#### E. ASSESSED VALUE OF PARCELS

#### F. MISCELLANEOUS

Bond Reserve is held by a Variable Rate Letter of Credit.



## 2007 MELLO-ROOS YEARLY FISCAL STATUS REPORT

<u>Date</u>	<u>Amount(\$)</u>	<u>Issuing Entity, County, Type of Debt, Purpose</u>	<u>Rating(s) Enhancmt</u>	<u>Type of Sale</u>	<u>Role, Participant</u>	<u>Maturity Date/ Type</u>	<u>Interest Rate/ Type</u>
09-16-97	\$2,780,000	Davis Joint Unified School District CFD No 1 Yolo CDIAC Number: 1997-1320 Limited tax obligation bond K-12 school facility	M:Aaa    Ins	Neg	(BC) Kronick Moskovitz (FA) Government Fin Strat (EN) Ambac (TR) First Trust of CA (UW) Smith Barney Inc	08-15-27 Comb	5.27 TIC

### YEARLY FISCAL STATUS REPORT INFORMATION

#### A. FUND BALANCES

<u>Year</u>	<u>Principal Amt Outstanding(\$)</u>	<u>Minimum Bond Reserve(\$)</u>	<u>Bond Reserve Fund(\$)</u>	<u>Capitalized Interest(\$)</u>	<u>Construction Fund(\$)</u>	<u>Taxes Due(\$)</u>	<u>Taxes Unpaid(\$)</u>	<u>Percent</u>	<u>Teeter Plan</u>
01/02	2,585,000	1,539,500	1,539,500	0	0	2,501,021	1,706	0	Yes
02/03	2,535,000	1,539,500	1,786,682	0	0	2,612,087	139,480	5	Yes
03/04	2,480,000	1,539,500	1,786,682	0	0	0	0	0	Yes
04/05	2,425,000	1,786,682	1,786,682	0	0	0	0	0	Yes
05/06	2,365,000	1,804,682	1,804,682	0	0	3,115,770	0	0	Yes
06/07	65,000	2,482,681	2,443,513	0	0	3,228,331	0	0	Yes

#### B. TAX COLLECTION

#### C. DELINQUENT PARCELS

<u>Year</u>	<u>Reporting Date</u>	<u># of Parcels</u>	<u>Total Amount Due(\$)</u>	<u># of Parcels</u>	<u>Total Amount of Taxes Due (\$)</u>	<u>Reporting Date</u>	<u>Appraisal/ Tax Roll</u>	<u>Assessed Value(\$)</u>
01/02		0	0	0	0	07-01-02	Tax Roll	4,533,418,636
02/03		0	0	0	0	07-01-03	Tax Roll	4,845,627,168
03/04		0	0	0	0	07-01-04	Tax Roll	5,181,801,526
04/05		0	0	0	0	07-01-05	Tax Roll	0
05/06	06-30-06	0	0	0	0	06-30-06	Tax Roll	6,140,029,802
06/07	06-30-07	156	0	0	0	06-30-07	Tax Roll	6,509,684,019

#### D. FORECLOSURE

#### E. ASSESSED VALUE OF PARCELS

#### F. MISCELLANEOUS



## 2007 MELLO-ROOS YEARLY FISCAL STATUS REPORT

<u>Date</u>	<u>Amount(\$)</u>	<u>Issuing Entity, County, Type of Debt, Purpose</u>	<u>Rating(s) Enhancmt</u>	<u>Type of Sale</u>	<u>Role, Participant</u>	<u>Maturity Date/ Type</u>	<u>Interest Rate/ Type</u>
06-27-01	\$4,943,630	Davis Joint Unified School District CFD No 1 Yolo CDIAC Number: 2001-0637 Limited tax obligation bond K-12 school facility	M:Aaa    Ins	Neg	(BC) Kronick Moskovitz (FA) Government Fin Strat (EN) Ambac (TR) US Bank Corp Trust (UW) Morgan Stanley Dean	08-15-31 Comb	5.08 TIC

### YEARLY FISCAL STATUS REPORT INFORMATION

#### A. FUND BALANCES

<u>Year</u>	<u>Principal Amt Outstanding(\$)</u>	<u>Minimum Bond Reserve(\$)</u>	<u>Bond Reserve Fund(\$)</u>	<u>Capitalized Interest(\$)</u>	<u>Construction Fund(\$)</u>
01/02	4,943,630	1,539,500	1,539,500	0	0
02/03	4,875,000	1,539,500	1,786,682	0	0
03/04	4,790,000	1,539,500	1,786,682	0	0
04/05	4,700,000	1,786,682	1,786,682	0	0
05/06	4,610,000	1,804,682	1,804,682	0	0
06/07	4,515,000	2,482,681	2,443,513	0	0

#### B. TAX COLLECTION

<u>Taxes Due(\$)</u>	<u>Taxes Unpaid(\$)</u>	<u>Percent</u>	<u>Teeter Plan</u>
2,501,021	1,706	0	No
2,612,087	139,480	5	Yes
0	0	0	Yes
0	0	0	Yes
3,115,770	0	0	Yes
3,228,331	0	0	Yes

#### C. DELINQUENT PARCELS

<u>Year</u>	<u>Reporting Date</u>	<u># of Parcels</u>	<u>Total Amount Due(\$)</u>
01/02		0	0
02/03		0	0
03/04		0	0
04/05		0	0
05/06	06-30-06	0	0
06/07	06-30-07	156	0

#### D. FORECLOSURE

<u># of Parcels</u>	<u>Total Amount of Taxes Due (\$)</u>
0	0
0	0
0	0
0	0
0	0
0	0

#### E. ASSESSED VALUE OF PARCELS

<u>Reporting Date</u>	<u>Appraisal/ Tax Roll</u>	<u>Assessed Value(\$)</u>
07-01-02	Tax Roll	4,533,418,636
07-01-03	Tax Roll	4,845,627,168
07-01-04	Tax Roll	5,181,801,526
07-01-05	Tax Roll	0
06-30-06	Tax Roll	6,140,029,802
06-30-07	Tax Roll	6,509,684,019

#### F. MISCELLANEOUS



## 2007 MELLO-ROOS YEARLY FISCAL STATUS REPORT

<u>Date</u>	<u>Amount(\$)</u>	<u>Issuing Entity, County, Type of Debt, Purpose</u>	<u>Rating(s) Enhancmt</u>	<u>Type of Sale</u>	<u>Role, Participant</u>	<u>Maturity Date/ Type</u>	<u>Interest Rate/ Type</u>
01-26-06	\$7,370,000	Davis Joint Unified School District CFD No 1 Yolo CDIAC Number: 2005-2029 Limited tax obligation bond K-12 school facility Measure A Refunding	S:AAA/A+      Ins	Neg	(BC) Kronick Moskovitz (FA) Government Fin Strat (EN) Ambac (TR) US Bank Natl Assoc (UW) Citigroup Global Markets	08-15-25 Serial	4.036 TIC

### YEARLY FISCAL STATUS REPORT INFORMATION

#### A. FUND BALANCES

<u>Year</u>	<u>Principal Amt Outstanding(\$)</u>	<u>Minimum Bond Reserve(\$)</u>	<u>Bond Reserve Fund(\$)</u>	<u>Capitalized Interest(\$)</u>	<u>Construction Fund(\$)</u>
05/06	7,370,000	1,804,682	1,804,682	0	0
06/07	7,325,000	2,482,681	2,443,513	0	0

#### B. TAX COLLECTION

<u>Taxes Due(\$)</u>	<u>Taxes Unpaid(\$)</u>	<u>Percent</u>	<u>Teeter Plan</u>
3,115,770	0	0	Yes
3,228,331	0	0	Yes

#### C. DELINQUENT PARCELS

<u>Year</u>	<u>Reporting Date</u>	<u># of Parcels</u>	<u>Total Amount Due(\$)</u>
05/06	06-30-06	0	0
06/07	06-30-07	156	0

#### D. FORECLOSURE

<u># of Parcels</u>	<u>Total Amount of Taxes Due (\$)</u>
0	0
0	0

#### E. ASSESSED VALUE OF PARCELS

<u>Reporting Date</u>	<u>Appraisal/ Tax Roll</u>	<u>Assessed Value(\$)</u>
06-30-06	Tax Roll	6,140,029,802
06-30-07	Tax Roll	6,509,684,019

#### F. MISCELLANEOUS





## 2007 MELLO-ROOS YEARLY FISCAL STATUS REPORT

<u>Date</u>	<u>Amount(\$)</u>	<u>Issuing Entity, County, Type of Debt, Purpose</u>	<u>Rating(s) Enhancmt</u>	<u>Type of Sale</u>	<u>Role, Participant</u>	<u>Maturity Date/ Type</u>	<u>Interest Rate/ Type</u>
05-08-07	\$22,185,000	Davis Joint Unified School District CFD No 1 Yolo CDIAC Number: 2007-0397 Limited tax obligation bond K-12 school facility Sr HS Measure A Refunding	S:AAA/A+     Ins	Neg	(BC) Kronick Moskovitz (FA) Government Fin Strat (EN) MBIA Corp (TR) US Bank Natl Assoc (UW) Citigroup Global Markets	08-15-27 Serial	4.007 TIC

### YEARLY FISCAL STATUS REPORT INFORMATION

#### A. FUND BALANCES

<u>Year</u>	<u>Principal Amt Outstanding(\$)</u>	<u>Minimum Bond Reserve(\$)</u>	<u>Bond Reserve Fund(\$)</u>	<u>Capitalized Interest(\$)</u>	<u>Construction Fund(\$)</u>
06/07	22,185,000	2,482,681	2,443,513	0	0

#### B. TAX COLLECTION

<u>Taxes Due(\$)</u>	<u>Taxes Unpaid(\$)</u>	<u>Percent</u>	<u>Teeter Plan</u>
3,228,331	0	0	Yes

#### C. DELINQUENT PARCELS

<u>Year</u>	<u>Reporting Date</u>	<u># of Parcels</u>	<u>Total Amount Due(\$)</u>
06/07	06-30-07	156	0

#### D. FORECLOSURE

<u># of Parcels</u>	<u>Total Amount of Taxes Due (\$)</u>
0	0

#### E. ASSESSED VALUE OF PARCELS

<u>Reporting Date</u>	<u>Appraisal/ Tax Roll</u>	<u>Assessed Value(\$)</u>
06-30-07	Tax Roll	6,509,684,019

#### F. MISCELLANEOUS



## 2007 MELLO-ROOS YEARLY FISCAL STATUS REPORT

<u>Date</u>	<u>Amount(\$)</u>	<u>Issuing Entity, County, Type of Debt, Purpose</u>	<u>Rating(s) Enhancmt</u>	<u>Type of Sale</u>	<u>Role, Participant</u>	<u>Maturity Date/ Type</u>	<u>Interest Rate/ Type</u>
09-16-97	\$3,745,000	Davis Joint Unified School District CFD No 2 Yolo CDIAC Number: 1997-1319 Limited tax obligation bond K-12 school facility	M:Aaa    Ins	Neg	(BC) Kronick Moskovitz (FA) Government Fin Strat (EN) Ambac (TR) First Trust of CA (UW) BancAmerica Sec	08-15-24 Comb	5.227 TIC

### YEARLY FISCAL STATUS REPORT INFORMATION

#### A. FUND BALANCES

<u>Year</u>	<u>Principal Amt Outstanding(\$)</u>	<u>Minimum Bond Reserve(\$)</u>	<u>Bond Reserve Fund(\$)</u>	<u>Capitalized Interest(\$)</u>	<u>Construction Fund(\$)</u>
01/02	3,435,000	867,459	867,459	0	0
02/03	3,350,000	2,330,399	1,836,840	0	0
03/04	3,260,000	2,330,399	1,836,840	0	0
04/05	3,165,000	2,615,892	2,564,834	0	0
05/06	3,065,000	2,615,892	2,615,892	0	0
06/07	2,965,000	2,567,310	2,743,476	0	0

#### B. TAX COLLECTION

<u>Year</u>	<u>Taxes Due(\$)</u>	<u>Taxes Unpaid(\$)</u>	<u>Percent</u>	<u>Teeter Plan</u>
01/02	2,686,670	0	0	Yes
02/03	2,724,163	159,074	6	Yes
03/04	0	0	0	Yes
04/05	0	0	0	Yes
05/06	2,885,287	0	0	Yes
06/07	2,966,191	0	0	Yes

#### C. DELINQUENT PARCELS

<u>Year</u>	<u>Reporting Date</u>	<u># of Parcels</u>	<u>Total Amount Due(\$)</u>
01/02		0	0
02/03		0	0
03/04		0	0
04/05		0	0
05/06	06-30-06	0	0
06/07	06-30-07	26	0

#### D. FORECLOSURE

<u># of Parcels</u>	<u>Total Amount of Taxes Due (\$)</u>
0	0
0	0
0	0
0	0
0	0
0	0
0	0

#### E. ASSESSED VALUE OF PARCELS

<u>Reporting Date</u>	<u>Appraisal/ Tax Roll</u>	<u>Assessed Value(\$)</u>
07-01-02	Tax Roll	0
07-01-03	Tax Roll	0
07-01-04	Tax Roll	0
07-01-05	Tax Roll	0
06-30-06	Tax Roll	0
06-30-07	Tax Roll	0

#### F. MISCELLANEOUS



## 2007 MELLO-ROOS YEARLY FISCAL STATUS REPORT

<u>Date</u>	<u>Amount(\$)</u>	<u>Issuing Entity, County, Type of Debt, Purpose</u>	<u>Rating(s) Enhancmt</u>	<u>Type of Sale</u>	<u>Role, Participant</u>	<u>Maturity Date/ Type</u>	<u>Interest Rate/ Type</u>
03-11-98	\$7,290,000	Davis Joint Unified School District CFD No 2 Yolo CDIAC Number: 1998-0115 Limited tax obligation bond K-12 school facility Refunding	M:Aaa    Ins	Neg	(BC) Kronick Moskovitz (FA) Government Fin Strat (EN) Ambac (TR) First Trust of CA (UW) Dean Witter Reynolds	08-15-22 Comb	4.855 TIC

### YEARLY FISCAL STATUS REPORT INFORMATION

#### A. FUND BALANCES

<u>Year</u>	<u>Principal Amt Outstanding(\$)</u>	<u>Minimum Bond Reserve(\$)</u>	<u>Bond Reserve Fund(\$)</u>	<u>Capitalized Interest(\$)</u>	<u>Construction Fund(\$)</u>	<u>Taxes Due(\$)</u>	<u>Taxes Unpaid(\$)</u>	<u>Percent</u>	<u>Teeter Plan</u>
01/02	7,650,000	867,459	867,459	0	0	2,686,670	0	0	Yes
02/03	7,005,000	2,330,399	1,836,840	0	0	2,724,163	159,074	6	Yes
03/04	6,940,000	2,330,399	1,836,840	0	0	0	0	0	Yes
04/05	6,770,000	2,615,892	2,564,834	0	0	0	0	0	Yes
05/06	6,595,000	2,615,892	2,615,892	0	0	2,885,287	0	0	Yes
06/07	6,300,000	2,567,310	2,743,476	0	0	2,966,191	0	0	Yes

#### B. TAX COLLECTION

#### C. DELINQUENT PARCELS

<u>Year</u>	<u>Reporting Date</u>	<u># of Parcels</u>	<u>Total Amount Due(\$)</u>
01/02		0	0
02/03		0	0
03/04		0	0
04/05		0	0
05/06	06-30-06	0	0
06/07	06-30-07	26	0

#### D. FORECLOSURE

<u># of Parcels</u>	<u>Total Amount of Taxes Due (\$)</u>
0	0
0	0
0	0
0	0
0	0
0	0

#### E. ASSESSED VALUE OF PARCELS

<u>Reporting Date</u>	<u>Appraisal/ Tax Roll</u>	<u>Assessed Value(\$)</u>
07-01-02	Tax Roll	0
07-01-03	Tax Roll	0
07-01-04	Tax Roll	0
07-01-05	Tax Roll	0
06-30-06	Tax Roll	0
06-30-07	Tax Roll	0

#### F. MISCELLANEOUS



## 2007 MELLO-ROOS YEARLY FISCAL STATUS REPORT

<u>Date</u>	<u>Amount(\$)</u>	<u>Issuing Entity, County, Type of Debt, Purpose</u>	<u>Rating(s) Enhancmt</u>	<u>Type of Sale</u>	<u>Role, Participant</u>	<u>Maturity Date/ Type</u>	<u>Interest Rate/ Type</u>
06-27-01	\$14,500,000	Davis Joint Unified School District CFD No 2 Yolo CDIAC Number: 2001-1315 Limited tax obligation bond K-12 school facility	M:Aaa  Ins	Neg	(BC) Kronick Moskovitz (FA) Government Fin Strat (EN) Ambac (TR) US Bank Corp Trust (UW) Banc of America Sec	08-15-28 Comb	5.004 TIC

### YEARLY FISCAL STATUS REPORT INFORMATION

#### A. FUND BALANCES

<u>Year</u>	<u>Principal Amt Outstanding(\$)</u>	<u>Minimum Bond Reserve(\$)</u>	<u>Bond Reserve Fund(\$)</u>	<u>Capitalized Interest(\$)</u>	<u>Construction Fund(\$)</u>
01/02	14,500,000	867,459	867,459	0	0
02/03	14,250,000	2,330,399	1,836,840	0	0
03/04	13,940,000	2,330,399	1,836,840	0	0
04/05	13,620,000	2,615,892	2,564,834	0	0
05/06	13,290,000	2,615,892	2,615,892	0	0
06/07	12,950,000	2,567,310	2,743,476	0	0

#### B. TAX COLLECTION

<u>Year</u>	<u>Taxes Due(\$)</u>	<u>Taxes Unpaid(\$)</u>	<u>Percent</u>	<u>Teeter Plan</u>
01/02	2,686,670	0	0	Yes
02/03	2,724,163	159,074	6	Yes
03/04	0	0	0	Yes
04/05	0	0	0	Yes
05/06	2,885,287	0	0	Yes
06/07	2,966,191	0	0	Yes

#### C. DELINQUENT PARCELS

<u>Year</u>	<u>Reporting Date</u>	<u># of Parcels</u>	<u>Total Amount Due(\$)</u>
01/02		0	0
02/03		0	0
03/04		0	0
04/05		0	0
05/06	06-30-06	0	0
06/07	06-30-07	26	0

#### D. FORECLOSURE

<u># of Parcels</u>	<u>Total Amount of Taxes Due (\$)</u>
0	0
0	0
0	0
0	0
0	0
0	0
0	0

#### E. ASSESSED VALUE OF PARCELS

<u>Reporting Date</u>	<u>Appraisal/ Tax Roll</u>	<u>Assessed Value(\$)</u>
07-01-02	Tax Roll	0
07-01-03	Tax Roll	0
07-01-04	Tax Roll	0
07-01-05	Tax Roll	0
06-30-06	Tax Roll	0
06-30-07	Tax Roll	0

#### F. MISCELLANEOUS



## 2007 MELLO-ROOS YEARLY FISCAL STATUS REPORT

<u>Date</u>	<u>Amount(\$)</u>	<u>Issuing Entity, County, Type of Debt, Purpose</u>	<u>Rating(s) Enhancmt</u>	<u>Type of Sale</u>	<u>Role, Participant</u>	<u>Maturity Date/ Type</u>	<u>Interest Rate/ Type</u>
11-04-04	\$11,000,000	Davis Joint Unified School District CFD No 2 Yolo CDIAC Number: 2004-1770 Limited tax obligation bond K-12 school facility	M:Aaa    Ins	Neg	(BC) Kronick Moskovitz (FA) Government Fin Strat (EN) Ambac (TR) US Bank Natl Assoc (UW) Stone & Youngberg	08-15-29 Comb	4.285 TIC

### YEARLY FISCAL STATUS REPORT INFORMATION

#### A. FUND BALANCES

<u>Year</u>	<u>Principal Amt Outstanding(\$)</u>	<u>Minimum Bond Reserve(\$)</u>	<u>Bond Reserve Fund(\$)</u>	<u>Capitalized Interest(\$)</u>	<u>Construction Fund(\$)</u>	<u>Taxes Due(\$)</u>	<u>Taxes Unpaid(\$)</u>	<u>Percent</u>	<u>Teeter Plan</u>
04/05	11,000,000	2,615,892	2,564,834	0	0	0	0	0	Yes
05/06	10,735,000	2,615,892	2,615,892	0	0	2,885,287	0	0	Yes
06/07	10,445,000	2,567,310	2,743,476	0	0	2,966,191	0	0	Yes

#### B. TAX COLLECTION

#### C. DELINQUENT PARCELS

<u>Year</u>	<u>Reporting Date</u>	<u># of Parcels</u>	<u>Total Amount Due(\$)</u>	<u># of Parcels</u>	<u>Total Amount of Taxes Due (\$)</u>	<u>Reporting Date</u>	<u>Appraisal/ Tax Roll</u>	<u>Assessed Value(\$)</u>
04/05		0	0	0	0	07-01-05	Tax Roll	0
05/06	06-30-06	0	0	0	0	06-30-06	Tax Roll	0
06/07	06-30-07	26	0	0	0	06-30-07	Tax Roll	0

#### D. FORECLOSURE

#### E. ASSESSED VALUE OF PARCELS

#### F. MISCELLANEOUS



## 2007 MELLO-ROOS YEARLY FISCAL STATUS REPORT

<u>Date</u>	<u>Amount(\$)</u>	<u>Issuing Entity, County, Type of Debt, Purpose</u>	<u>Rating(s) Enhancmt</u>	<u>Type of Sale</u>	<u>Role, Participant</u>	<u>Maturity Date/ Type</u>	<u>Interest Rate/ Type</u>
05-23-06	\$24,330,379	West Sacramento CFD No 10 Yolo CDIAC Number: 2006-0519 Limited tax obligation bond Multiple capital improvements, public works Bridgeway Island Refunding	NR	Neg	(BC) Sidley Austin LLP (TR) US Bank Natl Assoc (UW) W Sacramento FA	09-01-30 Serial	5.834 NIC

### YEARLY FISCAL STATUS REPORT INFORMATION

#### A. FUND BALANCES

<u>Year</u>	<u>Principal Amt Outstanding(\$)</u>	<u>Minimum Bond Reserve(\$)</u>	<u>Bond Reserve Fund(\$)</u>	<u>Capitalized Interest(\$)</u>	<u>Construction Fund(\$)</u>
05/06	24,330,379	0	0	0	0
06/07	23,513,069	0	0	0	0

#### B. TAX COLLECTION

<u>Taxes Due(\$)</u>	<u>Taxes Unpaid(\$)</u>	<u>Percent</u>	<u>Teeter Plan</u>
1,897,253	69,597	4	Yes
1,907,602	59,392	3	Yes

#### C. DELINQUENT PARCELS

<u>Year</u>	<u>Reporting Date</u>	<u># of Parcels</u>	<u>Total Amount Due(\$)</u>
05/06	05-11-06	90	78,257
06/07	09-06-07	63	72,244

#### D. FORECLOSURE

<u># of Parcels</u>	<u>Total Amount of Taxes Due (\$)</u>
0	0
0	0

#### E. ASSESSED VALUE OF PARCELS

<u>Reporting Date</u>	<u>Appraisal/ Tax Roll</u>	<u>Assessed Value(\$)</u>
07-01-06	Tax Roll	495,326,963
07-01-07	Tax Roll	513,732,197

#### F. MISCELLANEOUS

Bond Reserve Fund held on Authority Bonds only.  
Fund balance as of May 31, 2007



## 2007 MELLO-ROOS YEARLY FISCAL STATUS REPORT

<u>Date</u>	<u>Amount(\$)</u>	<u>Issuing Entity, County, Type of Debt, Purpose</u>	<u>Rating(s) Enhancmt</u>	<u>Type of Sale</u>	<u>Role, Participant</u>	<u>Maturity Date/ Type</u>	<u>Interest Rate/ Type</u>
05-23-06	\$4,427,762	West Sacramento CFD No 11 Yolo CDIAC Number: 2006-0520 Limited tax obligation bond Multiple capital improvements, public works Southport Gateway Refunding	NR	Neg	(BC) Sidley Austin LLP (TR) US Bank Natl Assoc (UW) W Sacramento FA	09-01-29 Serial	5.859 NIC

### YEARLY FISCAL STATUS REPORT INFORMATION

#### A. FUND BALANCES

<u>Year</u>	<u>Principal Amt Outstanding(\$)</u>	<u>Minimum Bond Reserve(\$)</u>	<u>Bond Reserve Fund(\$)</u>	<u>Capitalized Interest(\$)</u>	<u>Construction Fund(\$)</u>
05/06	4,427,762	0	0	0	0
06/07	4,271,716	0	0	0	0

#### B. TAX COLLECTION

<u>Taxes Due(\$)</u>	<u>Taxes Unpaid(\$)</u>	<u>Percent</u>	<u>Teeter Plan</u>
363,264	15,036	4	Yes
358,432	8,901	2	Yes

#### C. DELINQUENT PARCELS

<u>Year</u>	<u>Reporting Date</u>	<u># of Parcels</u>	<u>Total Amount Due(\$)</u>
05/06	05-15-06	17	15,036
06/07	09-06-07	10	11,307

#### D. FORECLOSURE

<u># of Parcels</u>	<u>Total Amount of Taxes Due (\$)</u>
0	0
0	0

#### E. ASSESSED VALUE OF PARCELS

<u>Reporting Date</u>	<u>Appraisal/ Tax Roll</u>	<u>Assessed Value(\$)</u>
07-01-06	Tax Roll	76,894,014
07-01-07	Tax Roll	79,862,953

#### F. MISCELLANEOUS

Bond Reserve Fund held on Authority Bonds only.  
Fund balance as of May 31, 2007



## 2007 MELLO-ROOS YEARLY FISCAL STATUS REPORT

<u>Date</u>	<u>Amount(\$)</u>	<u>Issuing Entity, County, Type of Debt, Purpose</u>	<u>Rating(s) Enhancmt</u>	<u>Type of Sale</u>	<u>Role, Participant</u>	<u>Maturity Date/ Type</u>	<u>Interest Rate/ Type</u>
08-18-99	\$7,825,000	West Sacramento CFD No 12 Yolo CDIAC Number: 1999-0427 Limited tax obligation bond Multiple capital improvements, public works Raley's Field	S:AAA M:Aaa  Ins	Neg	(BC) Brown & Wood (EN) Ambac (TR) US Trust Co of CA (UW) Westhoff Cone	09-01-29 Comb	6.307 TIC

### YEARLY FISCAL STATUS REPORT INFORMATION

#### A. FUND BALANCES

<u>Year</u>	<u>Principal Amt Outstanding(\$)</u>	<u>Minimum Bond Reserve(\$)</u>	<u>Bond Reserve Fund(\$)</u>	<u>Capitalized Interest(\$)</u>	<u>Construction Fund(\$)</u>	<u>Taxes Due(\$)</u>	<u>Taxes Unpaid(\$)</u>	<u>Percent</u>	<u>Teeter Plan</u>
01/02	7,825,000	572,968	572,971	0	0	245,156	0	0	No
02/03	7,685,000	572,968	572,973	0	0	393,051	0	0	Yes
03/04	7,540,000	572,968	572,970	0	0	338,737	0	0	No
04/05	7,385,000	572,968	572,972	0	0	393,266	0	0	No
05/06	7,385,000	572,968	572,972	0	0	391,699	0	0	Yes
06/07	7,225,000	572,968	572,972	0	0	394,341	0	0	Yes

#### B. TAX COLLECTION

#### C. DELINQUENT PARCELS

<u>Year</u>	<u>Reporting Date</u>	<u># of Parcels</u>	<u>Total Amount Due(\$)</u>
01/02	05-06-02	0	0
02/03	05-20-03	0	0
03/04		0	0
04/05	04-10-05	0	0
05/06	05-15-06	0	0
06/07	09-06-07	0	0

#### D. FORECLOSURE

<u># of Parcels</u>	<u>Total Amount of Taxes Due (\$)</u>
0	0
0	0
0	0
0	0
0	0
0	0

#### E. ASSESSED VALUE OF PARCELS

<u>Reporting Date</u>	<u>Appraisal/ Tax Roll</u>	<u>Assessed Value(\$)</u>
07-01-02	Tax Roll	40,117,856
07-01-03	Tax Roll	43,073,216
07-01-04	Tax Roll	37,369,571
07-01-05	Tax Roll	40,543,686
07-01-06	Tax Roll	43,702,618
07-01-07	Tax Roll	41,949,446

#### F. MISCELLANEOUS

Fund balance as of May 31, 2007





## 2007 MELLO-ROOS YEARLY FISCAL STATUS REPORT

<u>Date</u>	<u>Amount(\$)</u>	<u>Issuing Entity, County, Type of Debt, Purpose</u>	<u>Rating(s) Enhancmt</u>	<u>Type of Sale</u>	<u>Role, Participant</u>	<u>Maturity Date/ Type</u>	<u>Interest Rate/ Type</u>
07-19-01	\$3,860,000	West Sacramento CFD No 14 Yolo CDIAC Number: 2001-1364 Limited tax obligation bond Multiple capital improvements, public works Newport Estates Refunding	NR	Neg	(BC) Sidley Austin Brown Wood (TR) BNY Western Trust (UW) Westhoff Cone	09-01-31 Comb	6.334 TIC

### YEARLY FISCAL STATUS REPORT INFORMATION

#### A. FUND BALANCES

<u>Year</u>	<u>Principal Amt Outstanding(\$)</u>	<u>Minimum Bond Reserve(\$)</u>	<u>Bond Reserve Fund(\$)</u>	<u>Capitalized Interest(\$)</u>	<u>Construction Fund(\$)</u>
01/02	3,860,000	296,875	301,518	0	0
02/03	3,860,000	296,875	297,296	0	0
03/04	3,815,000	615,770	616,069	0	0
04/05	3,760,000	615,770	618,845	0	0
05/06	3,760,000	296,875	299,825	0	0
06/07	3,700,000	296,875	302,895	0	0

#### B. TAX COLLECTION

<u>Year</u>	<u>Taxes Due(\$)</u>	<u>Taxes Unpaid(\$)</u>	<u>Percent</u>	<u>Teeter Plan</u>
01/02	0	0	0	No
02/03	245,718	38,005	15	Yes
03/04	280,190	4,651	2	Yes
04/05	584,824	7,450	1	No
05/06	603,067	11,106	2	Yes
06/07	615,685	13,116	2	Yes

#### C. DELINQUENT PARCELS

<u>Year</u>	<u>Reporting Date</u>	<u># of Parcels</u>	<u>Total Amount Due(\$)</u>
01/02	05-06-02	0	0
02/03	05-20-03	37	38,005
03/04		8	6,854
04/05	04-10-05	11	7,450
05/06	05-15-06	15	11,106
06/07	09-06-07	14	13,116

#### D. FORECLOSURE

<u># of Parcels</u>	<u>Total Amount of Taxes Due (\$)</u>
0	0
0	0
0	0
0	0
0	0
0	0

#### E. ASSESSED VALUE OF PARCELS

<u>Reporting Date</u>	<u>Appraisal/ Tax Roll</u>	<u>Assessed Value(\$)</u>
07-01-02	Tax Roll	30,327,657
07-01-03	Tax Roll	42,719,119
07-01-04	Tax Roll	76,255,823
07-01-05	Tax Roll	91,837,218
07-01-06	Tax Roll	116,435,168
07-01-07	Tax Roll	133,040,795

#### F. MISCELLANEOUS

Fund balance as of May 31, 2007  
Reserve Funds are aggregate reserve requirement and balances for Series 2001 & 2004.



## 2007 MELLO-ROOS YEARLY FISCAL STATUS REPORT

<u>Date</u>	<u>Amount(\$)</u>	<u>Issuing Entity, County, Type of Debt, Purpose</u>	<u>Rating(s) Enhancmt</u>	<u>Type of Sale</u>	<u>Role, Participant</u>	<u>Maturity Date/ Type</u>	<u>Interest Rate/ Type</u>
03-12-04	\$4,800,000	West Sacramento CFD No 14 Yolo CDIAC Number: 2003-0561 Limited tax obligation bond Multiple capital improvements, public works Newport Estates	NR	Neg	(BC) Sidley Austin Brown Wood (TR) BNY Western Trust (UW) Westhoff Cone	09-01-34 Comb	5.11 NIC

### YEARLY FISCAL STATUS REPORT INFORMATION

#### A. FUND BALANCES

<u>Year</u>	<u>Principal Amt Outstanding(\$)</u>	<u>Minimum Bond Reserve(\$)</u>	<u>Bond Reserve Fund(\$)</u>	<u>Capitalized Interest(\$)</u>	<u>Construction Fund(\$)</u>
03/04	4,800,000	615,770	616,069	0	0
04/05	4,740,000	615,770	618,845	0	0
05/06	4,740,000	318,895	322,064	0	0
06/07	4,670,000	318,895	322,773	0	0

#### B. TAX COLLECTION

<u>Year</u>	<u>Taxes Due(\$)</u>	<u>Taxes Unpaid(\$)</u>	<u>Percent</u>	<u>Teeter Plan</u>
03/04	280,190	4,651	2	Yes
04/05	584,824	7,450	1	No
05/06	603,067	11,106	2	Yes
06/07	615,685	13,116	2	Yes

#### C. DELINQUENT PARCELS

<u>Year</u>	<u>Reporting Date</u>	<u># of Parcels</u>	<u>Total Amount Due(\$)</u>
03/04		8	6,854
04/05	04-10-05	11	7,450
05/06	05-15-06	15	11,106
06/07	09-06-07	14	13,116

#### D. FORECLOSURE

<u># of Parcels</u>	<u>Total Amount of Taxes Due (\$)</u>
0	0
0	0
0	0
0	0

#### E. ASSESSED VALUE OF PARCELS

<u>Reporting Date</u>	<u>Appraisal/ Tax Roll</u>	<u>Assessed Value(\$)</u>
07-01-04	Tax Roll	76,255,823
07-01-05	Tax Roll	91,837,218
07-01-06	Tax Roll	116,435,168
07-01-07	Tax Roll	133,040,795

#### F. MISCELLANEOUS

Fund Balance as of May 31, 2007

Reserve Funds are aggregate reserve requirement and balances for Series 2001 & 2004.



## 2007 MELLO-ROOS YEARLY FISCAL STATUS REPORT

<u>Date</u>	<u>Amount(\$)</u>	<u>Issuing Entity, County, Type of Debt, Purpose</u>	<u>Rating(s) Enhancmt</u>	<u>Type of Sale</u>	<u>Role, Participant</u>	<u>Maturity Date/ Type</u>	<u>Interest Rate/ Type</u>
05-23-06	\$1,960,220	West Sacramento CFD No 15 Yolo CDIAC Number: 2006-0521 Limited tax obligation bond Multiple capital improvements, public works Pheasant Hollow Refunding	NR	Neg	(BC) Sidley Austin LLP (TR) US Bank Natl Assoc (UW) W Sacramento FA	09-01-32 Serial	5.646 NIC

### YEARLY FISCAL STATUS REPORT INFORMATION

#### A. FUND BALANCES

<u>Year</u>	<u>Principal Amt Outstanding(\$)</u>	<u>Minimum Bond Reserve(\$)</u>	<u>Bond Reserve Fund(\$)</u>	<u>Capitalized Interest(\$)</u>	<u>Construction Fund(\$)</u>
05/06	1,960,220	0	0	0	0
06/07	1,900,839	0	0	0	0

#### B. TAX COLLECTION

<u>Taxes Due(\$)</u>	<u>Taxes Unpaid(\$)</u>	<u>Percent</u>	<u>Teeter Plan</u>
155,936	12,801	8	Yes
159,045	5,341	3	Yes

#### C. DELINQUENT PARCELS

<u>Year</u>	<u>Reporting Date</u>	<u># of Parcels</u>	<u>Total Amount Due(\$)</u>
05/06	05-15-06	13	12,801
06/07	09-06-07	5	5,341

#### D. FORECLOSURE

<u># of Parcels</u>	<u>Total Amount of Taxes Due (\$)</u>
0	0
0	0

#### E. ASSESSED VALUE OF PARCELS

<u>Reporting Date</u>	<u>Appraisal/ Tax Roll</u>	<u>Assessed Value(\$)</u>
07-01-06	Tax Roll	51,319,803
07-01-07	Tax Roll	52,630,092

#### F. MISCELLANEOUS

Bond Reserve Fund held on Authority Bonds only.  
Fund balance as of May 31, 2007



## 2007 MELLO-ROOS YEARLY FISCAL STATUS REPORT

<u>Date</u>	<u>Amount(\$)</u>	<u>Issuing Entity, County, Type of Debt, Purpose</u>	<u>Rating(s) Enhancmt</u>	<u>Type of Sale</u>	<u>Role, Participant</u>	<u>Maturity Date/ Type</u>	<u>Interest Rate/ Type</u>
05-23-06	\$14,263,376	West Sacramento CFD No 16 Yolo CDIAC Number: 2006-0522 Limited tax obligation bond Multiple capital improvements, public works Bridgeway Lakes Refunding	NR	Neg	(BC) Sidley Austin LLP (TR) US Bank Natl Assoc (UW) W Sacramento FA	09-01-33 Serial	5.386 NIC

### YEARLY FISCAL STATUS REPORT INFORMATION

#### A. FUND BALANCES

<u>Year</u>	<u>Principal Amt Outstanding(\$)</u>	<u>Minimum Bond Reserve(\$)</u>	<u>Bond Reserve Fund(\$)</u>	<u>Capitalized Interest(\$)</u>	<u>Construction Fund(\$)</u>
05/06	14,263,376	0	0	0	0
06/07	13,864,351	0	0	0	0

#### B. TAX COLLECTION

<u>Taxes Due(\$)</u>	<u>Taxes Unpaid(\$)</u>	<u>Percent</u>	<u>Teeter Plan</u>
969,613	71,806	7	Yes
990,135	66,274	7	Yes

#### C. DELINQUENT PARCELS

<u>Year</u>	<u>Reporting Date</u>	<u># of Parcels</u>	<u>Total Amount Due(\$)</u>
05/06	05-15-06	69	73,017
06/07	09-06-07	53	81,345

#### D. FORECLOSURE

<u># of Parcels</u>	<u>Total Amount of Taxes Due (\$)</u>
0	0
0	0

#### E. ASSESSED VALUE OF PARCELS

<u>Reporting Date</u>	<u>Appraisal/ Tax Roll</u>	<u>Assessed Value(\$)</u>
07-01-06	Tax Roll	302,498,191
07-01-07	Tax Roll	330,269,456

#### F. MISCELLANEOUS

Bond Reserve Fund held on Authority Bonds only.  
Fund balance as of May 31, 2007



## 2007 MELLO-ROOS YEARLY FISCAL STATUS REPORT

<u>Date</u>	<u>Amount(\$)</u>	<u>Issuing Entity, County, Type of Debt, Purpose</u>	<u>Rating(s) Enhancmt</u>	<u>Type of Sale</u>	<u>Role, Participant</u>	<u>Maturity Date/ Type</u>	<u>Interest Rate/ Type</u>
11-20-03	\$2,850,000	West Sacramento CFD No 17 Yolo CDIAC Number: 2003-1647 Limited tax obligation bond Multiple capital improvements, public works Parella	NR	Neg	(BC) Sidley Austin Brown Wood (TR) Union Bank of CA (UW) Westhoff Cone	09-01-33 Comb	5.74 NIC

### YEARLY FISCAL STATUS REPORT INFORMATION

#### A. FUND BALANCES

<u>Year</u>	<u>Principal Amt Outstanding(\$)</u>	<u>Minimum Bond Reserve(\$)</u>	<u>Bond Reserve Fund(\$)</u>	<u>Capitalized Interest(\$)</u>	<u>Construction Fund(\$)</u>
03/04	2,850,000	204,911	204,911	0	0
04/05	2,800,000	204,911	204,911	0	0
05/06	2,800,000	204,911	204,911	0	0
06/07	2,750,000	379,163	379,163	0	0

#### B. TAX COLLECTION

<u>Year</u>	<u>Taxes Due(\$)</u>	<u>Taxes Unpaid(\$)</u>	<u>Percent</u>	<u>Teeter Plan</u>
03/04	0	0	0	No
04/05	214,667	22,347	10	No
05/06	288,792	21,774	8	Yes
06/07	412,776	20,226	5	Yes

#### C. DELINQUENT PARCELS

<u>Year</u>	<u>Reporting Date</u>	<u># of Parcels</u>	<u>Total Amount Due(\$)</u>
03/04		0	0
04/05	04-10-05	26	22,347
05/06	05-15-06	27	21,774
06/07	09-06-07	30	23,091

#### D. FORECLOSURE

<u># of Parcels</u>	<u>Total Amount of Taxes Due (\$)</u>
0	0
0	0
0	0
0	0

#### E. ASSESSED VALUE OF PARCELS

<u>Reporting Date</u>	<u>Appraisal/ Tax Roll</u>	<u>Assessed Value(\$)</u>
07-01-04	Tax Roll	9,638,910
07-01-05	Tax Roll	57,483,769
07-01-06	Tax Roll	143,946,665
07-01-07	Tax Roll	173,297,442

#### F. MISCELLANEOUS

Reserve Fund Balance is aggregate of Series 2003 & 2006.



## 2007 MELLO-ROOS YEARLY FISCAL STATUS REPORT

<u>Date</u>	<u>Amount(\$)</u>	<u>Issuing Entity, County, Type of Debt, Purpose</u>	<u>Rating(s) Enhancmt</u>	<u>Type of Sale</u>	<u>Role, Participant</u>	<u>Maturity Date/ Type</u>	<u>Interest Rate/ Type</u>
08-15-06	\$2,725,000	West Sacramento CFD No 17 Yolo CDIAC Number: 2006-1081 Limited tax obligation bond Multiple capital improvements, public works Parella	NR	Neg	(BC) Sidley Austin LLP (TR) Union Bank of CA (UW) Westhoff Cone	09-01-36 Comb	5.033 NIC

### YEARLY FISCAL STATUS REPORT INFORMATION

#### A. FUND BALANCES

<u>Year</u>	<u>Principal Amt Outstanding(\$)</u>	<u>Minimum Bond Reserve(\$)</u>	<u>Bond Reserve Fund(\$)</u>	<u>Capitalized Interest(\$)</u>	<u>Construction Fund(\$)</u>
06/07	2,725,000	379,163	379,163	0	0

#### B. TAX COLLECTION

<u>Taxes Due(\$)</u>	<u>Taxes Unpaid(\$)</u>	<u>Percent</u>	<u>Teeter Plan</u>
412,776	20,226	5	Yes

#### C. DELINQUENT PARCELS

<u>Year</u>	<u>Reporting Date</u>	<u># of Parcels</u>	<u>Total Amount Due(\$)</u>
06/07	09-06-07	30	23,091

#### D. FORECLOSURE

<u># of Parcels</u>	<u>Total Amount of Taxes Due (\$)</u>
0	0

#### E. ASSESSED VALUE OF PARCELS

<u>Reporting Date</u>	<u>Appraisal/ Tax Roll</u>	<u>Assessed Value(\$)</u>
07-01-07	Tax Roll	173,297,442

#### F. MISCELLANEOUS

Reserve Fund Balance is aggregate of Series 2003 & 2006.



## 2007 MELLO-ROOS YEARLY FISCAL STATUS REPORT

<u>Date</u>	<u>Amount(\$)</u>	<u>Issuing Entity, County, Type of Debt, Purpose</u>	<u>Rating(s) Enhancmt</u>	<u>Type of Sale</u>	<u>Role, Participant</u>	<u>Maturity Date/ Type</u>	<u>Interest Rate/ Type</u>
05-23-06	\$828,722	West Sacramento CFD No 18 Yolo CDIAC Number: 2006-0523 Limited tax obligation bond Multiple capital improvements, public works Southport Gateway Unit 4 Refunding	NR	Neg	(BC) Sidley Austin LLP (TR) US Bank Natl Assoc (UW) W Sacramento FA	09-01-34 Serial	5.202 NIC

### YEARLY FISCAL STATUS REPORT INFORMATION

#### A. FUND BALANCES

<u>Year</u>	<u>Principal Amt Outstanding(\$)</u>	<u>Minimum Bond Reserve(\$)</u>	<u>Bond Reserve Fund(\$)</u>	<u>Capitalized Interest(\$)</u>	<u>Construction Fund(\$)</u>
05/06	828,722	0	0	0	0
06/07	806,786	0	0	0	0

#### B. TAX COLLECTION

<u>Year</u>	<u>Taxes Due(\$)</u>	<u>Taxes Unpaid(\$)</u>	<u>Percent</u>	<u>Teeter Plan</u>
05/06	63,030	1,719	3	Yes
06/07	63,030	2,865	5	Yes

#### C. DELINQUENT PARCELS

<u>Year</u>	<u>Reporting Date</u>	<u># of Parcels</u>	<u>Total Amount Due(\$)</u>
05/06	05-15-06	2	1,719
06/07	09-06-07	3	2,865

#### D. FORECLOSURE

<u># of Parcels</u>	<u>Total Amount of Taxes Due (\$)</u>
0	0
0	0

#### E. ASSESSED VALUE OF PARCELS

<u>Reporting Date</u>	<u>Appraisal/ Tax Roll</u>	<u>Assessed Value(\$)</u>
07-01-06	Tax Roll	19,758,210
07-01-07	Tax Roll	20,271,757

#### F. MISCELLANEOUS

Bond Reserve Fund held on Authority Bonds only.  
Fund balance as of July 31, 2007



## 2007 MELLO-ROOS YEARLY FISCAL STATUS REPORT

<u>Date</u>	<u>Amount(\$)</u>	<u>Issuing Entity, County, Type of Debt, Purpose</u>	<u>Rating(s) Enhancmt</u>	<u>Type of Sale</u>	<u>Role, Participant</u>	<u>Maturity Date/ Type</u>	<u>Interest Rate/ Type</u>
05-23-06	\$2,780,803	West Sacramento CFD No 19 Yolo CDIAC Number: 2006-0524 Limited tax obligation bond Multiple capital improvements, public works River Ranch Refunding	NR	Neg	(BC) Sidley Austin LLP (TR) US Bank Natl Assoc (UW) W Sacramento FA	09-01-34 Serial	5.487 NIC

### YEARLY FISCAL STATUS REPORT INFORMATION

#### A. FUND BALANCES

<u>Year</u>	<u>Principal Amt Outstanding(\$)</u>	<u>Minimum Bond Reserve(\$)</u>	<u>Bond Reserve Fund(\$)</u>	<u>Capitalized Interest(\$)</u>	<u>Construction Fund(\$)</u>
05/06	2,780,803	0	0	0	0
06/07	2,696,593	0	0	0	0

#### B. TAX COLLECTION

<u>Taxes Due(\$)</u>	<u>Taxes Unpaid(\$)</u>	<u>Percent</u>	<u>Teeter Plan</u>
206,360	11,712	6	Yes
205,058	11,638	6	Yes

#### C. DELINQUENT PARCELS

<u>Year</u>	<u>Reporting Date</u>	<u># of Parcels</u>	<u>Total Amount Due(\$)</u>
05/06	05-15-06	13	11,712
06/07	09-06-07	14	13,312

#### D. FORECLOSURE

<u># of Parcels</u>	<u>Total Amount of Taxes Due (\$)</u>
0	0
0	0

#### E. ASSESSED VALUE OF PARCELS

<u>Reporting Date</u>	<u>Appraisal/ Tax Roll</u>	<u>Assessed Value(\$)</u>
07-01-06	Tax Roll	71,289,188
07-01-07	Tax Roll	81,967,541

#### F. MISCELLANEOUS

Bond Reserve Fund held on Authority Bonds only.  
Fund balance as of May 31, 2007





## 2007 MELLO-ROOS YEARLY FISCAL STATUS REPORT

<u>Date</u>	<u>Amount(\$)</u>	<u>Issuing Entity, County, Type of Debt, Purpose</u>	<u>Rating(s) Enhancmt</u>	<u>Type of Sale</u>	<u>Role, Participant</u>	<u>Maturity Date/ Type</u>	<u>Interest Rate/ Type</u>
05-19-05	\$11,000,000	West Sacramento CFD No 20 Yolo CDIAC Number: 2004-1367 Limited tax obligation bond Multiple capital improvements, public works Bridgeway Lakes II	NR	Neg	(BC) Sidley Austin Brown Wood (TR) The Bank of NY Trust Co (UW) Westhoff Cone	09-01-35 Comb	5.256 NIC

### YEARLY FISCAL STATUS REPORT INFORMATION

#### A. FUND BALANCES

<u>Year</u>	<u>Principal Amt Outstanding(\$)</u>	<u>Minimum Bond Reserve(\$)</u>	<u>Bond Reserve Fund(\$)</u>	<u>Capitalized Interest(\$)</u>	<u>Construction Fund(\$)</u>
04/05	11,000,000	732,834	737,322	0	0
05/06	11,000,000	732,833	751,472	0	0
06/07	10,855,000	732,833	741,051	0	0

#### B. TAX COLLECTION

<u>Year</u>	<u>Taxes Due(\$)</u>	<u>Taxes Unpaid(\$)</u>	<u>Percent</u>	<u>Teeter Plan</u>
04/05	0	0	0	No
05/06	706,066	0	0	Yes
06/07	722,173	32,144	4	Yes

#### C. DELINQUENT PARCELS

<u>Year</u>	<u>Reporting Date</u>	<u># of Parcels</u>	<u>Total Amount Due(\$)</u>
04/05	04-10-05	0	0
05/06	05-11-06	0	0
06/07	09-06-07	30	32,144

#### D. FORECLOSURE

<u># of Parcels</u>	<u>Total Amount of Taxes Due (\$)</u>
0	0
0	0
0	0

#### E. ASSESSED VALUE OF PARCELS

<u>Reporting Date</u>	<u>Appraisal/ Tax Roll</u>	<u>Assessed Value(\$)</u>
07-01-05	Tax Roll	38,480,788
07-01-06	Tax Roll	98,123,482
07-01-07	Tax Roll	171,027,589

#### F. MISCELLANEOUS

Fund balance as of May 31, 2007



## 2007 MELLO-ROOS YEARLY FISCAL STATUS REPORT

<u>Date</u>	<u>Amount(\$)</u>	<u>Issuing Entity, County, Type of Debt, Purpose</u>	<u>Rating(s) Enhancmt</u>	<u>Type of Sale</u>	<u>Role, Participant</u>	<u>Maturity Date/ Type</u>	<u>Interest Rate/ Type</u>
09-12-06	\$3,445,000	West Sacramento CFD No 21 Yolo CDIAC Number: 2006-1095 Limited tax obligation bond Multiple capital improvements, public works Parlin Ranch & Southport	NR	Neg	(BC) Sidley Austin LLP (TR) The Bank of NY Trust Co (UW) Westhoff Cone	09-01-36 Comb	5.163 NIC

### YEARLY FISCAL STATUS REPORT INFORMATION

#### A. FUND BALANCES

<u>Year</u>	<u>Principal Amt Outstanding(\$)</u>	<u>Minimum Bond Reserve(\$)</u>	<u>Bond Reserve Fund(\$)</u>	<u>Capitalized Interest(\$)</u>	<u>Construction Fund(\$)</u>
06/07	3,445,000	230,676	236,193	154,645	0

#### B. TAX COLLECTION

<u>Taxes Due(\$)</u>	<u>Taxes Unpaid(\$)</u>	<u>Percent</u>	<u>Teeter Plan</u>
0	0	0	Yes

#### C. DELINQUENT PARCELS

<u>Year</u>	<u>Reporting Date</u>	<u># of Parcels</u>	<u>Total Amount Due(\$)</u>
06/07	09-06-07	0	0

#### D. FORECLOSURE

<u># of Parcels</u>	<u>Total Amount of Taxes Due (\$)</u>
0	0

#### E. ASSESSED VALUE OF PARCELS

<u>Reporting Date</u>	<u>Appraisal/ Tax Roll</u>	<u>Assessed Value(\$)</u>
07-01-07	Tax Roll	33,899,854

#### F. MISCELLANEOUS

Fund balance as of May 31, 2007



## 2007 MELLO-ROOS YEARLY FISCAL STATUS REPORT

<u>Date</u>	<u>Amount(\$)</u>	<u>Issuing Entity, County, Type of Debt, Purpose</u>	<u>Rating(s) Enhancmt</u>	<u>Type of Sale</u>	<u>Role, Participant</u>	<u>Maturity Date/ Type</u>	<u>Interest Rate/ Type</u>
01-08-99	\$32,000,000	West Sacramento CFD No 8 Yolo CDIAC Number: 1998-2106 Limited tax obligation bond Multiple capital improvements, public works Southport Industrial Pk Refunding	NR	Neg	(BC) Brown & Wood (TR) US Trust Co of CA (UW) W Sacramento FA	09-01-29 Comb	5.409 NIC

### YEARLY FISCAL STATUS REPORT INFORMATION

#### A. FUND BALANCES

<u>Year</u>	<u>Principal Amt Outstanding(\$)</u>	<u>Minimum Bond Reserve(\$)</u>	<u>Bond Reserve Fund(\$)</u>	<u>Capitalized Interest(\$)</u>	<u>Construction Fund(\$)</u>
01/02	32,000,000	2,991,548	2,378,276	0	0
02/03	30,985,000	2,979,945	3,004,211	0	0
03/04	29,780,000	3,404,892	3,439,285	0	0
04/05	29,210,000	3,526,467	3,549,510	0	0
06/07	28,625,000	2,339,887	2,399,994	0	0

#### B. TAX COLLECTION

<u>Year</u>	<u>Taxes Due(\$)</u>	<u>Taxes Unpaid(\$)</u>	<u>Percent</u>	<u>Teeter Plan</u>
01/02	3,569,743	5,234	0	No
02/03	3,580,628	71,568	2	Yes
03/04	3,318,243	0	0	Yes
04/05	3,442,708	0	0	Yes
06/07	3,540,951	94,845	3	Yes

#### C. DELINQUENT PARCELS

<u>Year</u>	<u>Reporting Date</u>	<u># of Parcels</u>	<u>Total Amount Due(\$)</u>
01/02	05-06-02	1	5,234
02/03	05-20-03	1	71,568
03/04		0	0
04/05	04-27-05	0	0
06/07	09-06-07	1	94,845

#### D. FORECLOSURE

<u># of Parcels</u>	<u>Total Amount of Taxes Due (\$)</u>
0	0
0	0
0	0
0	0
0	0

#### E. ASSESSED VALUE OF PARCELS

<u>Reporting Date</u>	<u>Appraisal/ Tax Roll</u>	<u>Assessed Value(\$)</u>
07-01-02	Tax Roll	61,297,541
07-01-03	Tax Roll	85,408,460
07-01-04	Tax Roll	100,085,081
07-01-05	Tax Roll	103,331,488
07-01-07	Tax Roll	121,395,365

#### F. MISCELLANEOUS

Fund balance as of May 31, 2007  
Reserve Funds are aggregate reserve requirement and balances for Series 1999 & 2001.



## 2007 MELLO-ROOS YEARLY FISCAL STATUS REPORT

<u>Date</u>	<u>Amount(\$)</u>	<u>Issuing Entity, County, Type of Debt, Purpose</u>	<u>Rating(s) Enhancmt</u>	<u>Type of Sale</u>	<u>Role, Participant</u>	<u>Maturity Date/ Type</u>	<u>Interest Rate/ Type</u>
03-09-01	\$15,500,000	West Sacramento CFD No 8 Yolo CDIAC Number: 2000-1083 Limited tax obligation bond Multiple capital improvements, public works Southport Industrial Park	NR	Neg	(BC) Brown & Wood (TR) US Trust Co of CA (UW) Westhoff Cone	09-01-31 Comb	6.583 TIC

### YEARLY FISCAL STATUS REPORT INFORMATION

#### A. FUND BALANCES

<u>Year</u>	<u>Principal Amt Outstanding(\$)</u>	<u>Minimum Bond Reserve(\$)</u>	<u>Bond Reserve Fund(\$)</u>	<u>Capitalized Interest(\$)</u>	<u>Construction Fund(\$)</u>	<u>Taxes Due(\$)</u>	<u>Taxes Unpaid(\$)</u>	<u>Percent</u>	<u>Teeter Plan</u>
01/02	15,290,000	2,991,648	639,489	0	0	3,569,743	5,234	0	No
02/03	15,070,000	2,979,945	3,004,211	0	0	3,580,628	71,568	2	Yes
03/04	14,525,000	3,404,892	3,439,285	0	0	3,318,243	0	0	Yes
04/05	14,290,000	3,526,467	3,549,510	0	0	3,442,708	0	0	Yes
05/06	14,290,000	1,147,450	1,153,141	0	0	3,601,552	107,347	3	Yes
06/07	14,045,000	1,147,450	1,155,663	0	0	3,540,951	94,845	3	Yes

#### B. TAX COLLECTION

#### C. DELINQUENT PARCELS

<u>Year</u>	<u>Reporting Date</u>	<u># of Parcels</u>	<u>Total Amount Due(\$)</u>
01/02	05-06-02	1	5,234
02/03	05-20-03	1	71,568
03/04		0	0
04/05	04-27-05	0	0
05/06	05-11-06	3	107,347
06/07	09-06-07	1	94,845

#### D. FORECLOSURE

<u># of Parcels</u>	<u>Total Amount of Taxes Due (\$)</u>
0	0
0	0
0	0
0	0
0	0
0	0

#### E. ASSESSED VALUE OF PARCELS

<u>Reporting Date</u>	<u>Appraisal/ Tax Roll</u>	<u>Assessed Value(\$)</u>
07-01-02	Tax Roll	61,297,541
07-01-03	Tax Roll	85,408,460
07-01-04	Tax Roll	100,085,081
07-01-05	Tax Roll	103,331,488
07-01-06	Tax Roll	110,928,000
07-01-07	Tax Roll	121,395,365

#### F. MISCELLANEOUS

Reserve Funds are aggregate reserve requirement and balances for Series 1999 & 2001.



## 2007 MELLO-ROOS YEARLY FISCAL STATUS REPORT

<u>Date</u>	<u>Amount(\$)</u>	<u>Issuing Entity, County, Type of Debt, Purpose</u>	<u>Rating(s) Enhancmt</u>	<u>Type of Sale</u>	<u>Role, Participant</u>	<u>Maturity Date/ Type</u>	<u>Interest Rate/ Type</u>
01-08-99	\$225,000	West Sacramento CFD No 9 Yolo CDIAC Number: 1998-2105 Limited tax obligation bond Multiple capital improvements, public works Staples	NR	Neg	(BC) Brown & Wood (TR) US Trust Co of CA (UW) W Sacramento FA	09-01-29 Serial	7.108 NIC

### YEARLY FISCAL STATUS REPORT INFORMATION

#### A. FUND BALANCES

<u>Year</u>	<u>Principal Amt Outstanding(\$)</u>	<u>Minimum Bond Reserve(\$)</u>	<u>Bond Reserve Fund(\$)</u>	<u>Capitalized Interest(\$)</u>	<u>Construction Fund(\$)</u>
01/02	220,000	18,845	18,927	0	0
02/03	215,000	14,371	14,371	0	0
03/04	210,000	14,354	14,354	0	0
04/05	205,000	14,386	14,386	0	0
05/06	205,000	14,354	14,411	0	0
06/07	200,000	14,315	14,490	0	0

#### B. TAX COLLECTION

<u>Year</u>	<u>Taxes Due(\$)</u>	<u>Taxes Unpaid(\$)</u>	<u>Percent</u>	<u>Teeter Plan</u>
01/02	16,528	0	0	No
02/03	20,072	0	0	Yes
03/04	14,851	0	0	Yes
04/05	19,665	0	0	Yes
05/06	19,629	0	0	Yes
06/07	19,378	0	0	Yes

#### C. DELINQUENT PARCELS

<u>Year</u>	<u>Reporting Date</u>	<u># of Parcels</u>	<u>Total Amount Due(\$)</u>
01/02	05-06-02	0	0
02/03	05-20-03	0	0
03/04		0	0
04/05	04-27-05	0	0
05/06	05-11-06	0	0
06/07	09-06-07	0	0

#### D. FORECLOSURE

<u># of Parcels</u>	<u>Total Amount of Taxes Due (\$)</u>
0	0
0	0
0	0
0	0
0	0
0	0

#### E. ASSESSED VALUE OF PARCELS

<u>Reporting Date</u>	<u>Appraisal/ Tax Roll</u>	<u>Assessed Value(\$)</u>
07-01-02	Tax Roll	3,675,000
07-01-03	Tax Roll	3,748,500
07-01-04	Tax Roll	3,818,484
07-01-05	Tax Roll	3,894,852
07-01-06	Tax Roll	3,972,748
07-01-07	Tax Roll	4,052,202

#### F. MISCELLANEOUS

Fund balance as of May 31, 2007



## 2007 MELLO-ROOS YEARLY FISCAL STATUS REPORT

<u>Date</u>	<u>Amount(\$)</u>	<u>Issuing Entity, County, Type of Debt, Purpose</u>	<u>Rating(s) Enhancmt</u>	<u>Type of Sale</u>	<u>Role, Participant</u>	<u>Maturity Date/ Type</u>	<u>Interest Rate/ Type</u>
12-13-01	\$7,045,000	Woodland CFD No 1 Yolo CDIAC Number: 2001-2042 Limited tax obligation bond Multiple capital improvements, public works Gibson Ranch Refunding	NR	Neg	(BC) Kronick Moskovitz (TR) US Bank Corp Trust (UW) Stinson Securities	09-01-24 Comb	5.758 TIC

### YEARLY FISCAL STATUS REPORT INFORMATION

#### A. FUND BALANCES

<u>Year</u>	<u>Principal Amt Outstanding(\$)</u>	<u>Minimum Bond Reserve(\$)</u>	<u>Bond Reserve Fund(\$)</u>	<u>Capitalized Interest(\$)</u>	<u>Construction Fund(\$)</u>
01/02	7,045,000	1,063,290	1,807,094	0	962,196
02/03	6,850,000	1,063,290	1,603,682	0	0
03/04	6,795,000	1,127,408	1,128,356	0	0
04/05	6,600,000	1,127,408	1,143,893	0	0
05/06	6,405,000	1,127,408	1,183,136	0	0
06/07	6,200,000	567,220	567,220	0	0

#### B. TAX COLLECTION

<u>Year</u>	<u>Taxes Due(\$)</u>	<u>Taxes Unpaid(\$)</u>	<u>Percent</u>	<u>Teeter Plan</u>
01/02	936,462	24,600	3	Yes
02/03	855,943	37,600	4	Yes
03/04	1,164,315	54,826	5	Yes
04/05	1,377,330	96,615	7	Yes
05/06	1,377,330	194,236	14	Yes
06/07	1,377,039	37,003	3	Yes

#### C. DELINQUENT PARCELS

<u>Year</u>	<u>Reporting Date</u>	<u># of Parcels</u>	<u>Total Amount Due(\$)</u>
01/02	05-05-02	46	0
02/03	07-01-03	76	37,600
03/04	07-19-04	122	54,826
04/05	07-19-05	201	96,615
05/06	07-18-06	428	194,236
06/07	07-18-07	60	37,003

#### D. FORECLOSURE

<u># of Parcels</u>	<u>Total Amount of Taxes Due (\$)</u>
0	0
0	0
0	0
0	0
0	0
0	0

#### E. ASSESSED VALUE OF PARCELS

<u>Reporting Date</u>	<u>Appraisal/ Tax Roll</u>	<u>Assessed Value(\$)</u>
07-01-02	Tax Roll	107,729,667
07-01-03	Tax Roll	253,849,910
07-01-04	Tax Roll	390,616,387
07-01-05	Tax Roll	484,308,603
07-01-06	Tax Roll	554,532,300
07-01-07	Tax Roll	582,443,150

#### F. MISCELLANEOUS

Reserve Fund Minimum Balance & Bond Reserve Fund are for all CFD No 2001-1 Bonds.



## 2007 MELLO-ROOS YEARLY FISCAL STATUS REPORT

<u>Date</u>	<u>Amount(\$)</u>	<u>Issuing Entity, County, Type of Debt, Purpose</u>	<u>Rating(s) Enhancmt</u>	<u>Type of Sale</u>	<u>Role, Participant</u>	<u>Maturity Date/ Type</u>	<u>Interest Rate/ Type</u>
08-13-03	\$2,520,000	Woodland CFD No 1 Yolo CDIAC Number: 2003-1311 Limited tax obligation bond Multiple capital improvements, public works Gibson Ranch	S:AAA     Ins	Neg	(BC) Kronick Moskovitz (FA) Munisoft (EN) FSA (TR) US Bank Natl Assoc (UW) Stinson Securities	09-01-25 Serial	5.004 TIC

### YEARLY FISCAL STATUS REPORT INFORMATION

#### A. FUND BALANCES

<u>Year</u>	<u>Principal Amt Outstanding(\$)</u>	<u>Minimum Bond Reserve(\$)</u>	<u>Bond Reserve Fund(\$)</u>	<u>Capitalized Interest(\$)</u>	<u>Construction Fund(\$)</u>
03/04	2,520,000	1,127,408	1,128,356	0	0
04/05	2,480,000	1,127,408	1,143,893	0	0
05/06	2,430,000	1,127,408	1,183,136	0	0
06/07	2,380,000	155,290	171,143	0	0

#### B. TAX COLLECTION

<u>Year</u>	<u>Taxes Due(\$)</u>	<u>Taxes Unpaid(\$)</u>	<u>Percent</u>	<u>Teeter Plan</u>
03/04	1,164,315	54,826	5	Yes
04/05	1,377,330	96,615	7	Yes
05/06	1,377,330	194,236	14	Yes
06/07	1,377,039	37,003	3	Yes

#### C. DELINQUENT PARCELS

<u>Year</u>	<u>Reporting Date</u>	<u># of Parcels</u>	<u>Total Amount Due(\$)</u>
03/04	07-19-04	122	54,826
04/05	07-19-05	201	96,615
05/06	07-18-06	428	194,236
06/07	07-18-07	60	37,003

#### D. FORECLOSURE

<u># of Parcels</u>	<u>Total Amount of Taxes Due (\$)</u>
0	0
0	0
0	0
0	0

#### E. ASSESSED VALUE OF PARCELS

<u>Reporting Date</u>	<u>Appraisal/ Tax Roll</u>	<u>Assessed Value(\$)</u>
07-01-04	Tax Roll	390,616,387
07-01-05	Tax Roll	484,308,603
07-01-06	Tax Roll	554,532,300
07-01-07	Tax Roll	582,443,150

#### F. MISCELLANEOUS

Reserve Fund Minimum Balance & Bond Reserve Fund are for all CFD No 2001-1 Bonds.



## 2007 MELLO-ROOS YEARLY FISCAL STATUS REPORT

<u>Date</u>	<u>Amount(\$)</u>	<u>Issuing Entity, County, Type of Debt, Purpose</u>	<u>Rating(s) Enhancmt</u>	<u>Type of Sale</u>	<u>Role, Participant</u>	<u>Maturity Date/ Type</u>	<u>Interest Rate/ Type</u>
03-17-04	\$5,585,000	Woodland CFD No 1 Yolo CDIAC Number: 2004-0228 Limited tax obligation bond Multiple capital improvements, public works Gibson Ranch Refunding	S:AAA     Ins	Neg	(BC) Kronick Moskovitz (FA) Munisoft (EN) MBIA Corp (TR) US Bank Natl Assoc (UW) Stinson Securities	09-01-24 Serial	3.831 TIC

### YEARLY FISCAL STATUS REPORT INFORMATION

#### A. FUND BALANCES

<u>Year</u>	<u>Principal Amt Outstanding(\$)</u>	<u>Minimum Bond Reserve(\$)</u>	<u>Bond Reserve Fund(\$)</u>	<u>Capitalized Interest(\$)</u>	<u>Construction Fund(\$)</u>
03/04	5,585,000	1,127,408	1,128,356	0	0
04/05	5,585,000	1,127,408	1,143,893	0	0
05/06	5,390,000	1,127,408	1,183,136	0	0
06/07	5,165,000	404,898	500,956	0	0

#### B. TAX COLLECTION

<u>Taxes Due(\$)</u>	<u>Taxes Unpaid(\$)</u>	<u>Percent</u>	<u>Teeter Plan</u>
1,164,315	54,826	5	Yes
1,377,330	96,615	7	Yes
1,377,330	194,236	14	Yes
1,377,039	37,003	3	Yes

#### C. DELINQUENT PARCELS

<u>Year</u>	<u>Reporting Date</u>	<u># of Parcels</u>	<u>Total Amount Due(\$)</u>
03/04	07-19-04	122	54,826
04/05	07-19-05	201	96,615
05/06	07-18-06	428	194,236
06/07	07-18-07	60	37,003

#### D. FORECLOSURE

<u># of Parcels</u>	<u>Total Amount of Taxes Due (\$)</u>
0	0
0	0
0	0
0	0

#### E. ASSESSED VALUE OF PARCELS

<u>Reporting Date</u>	<u>Appraisal/ Tax Roll</u>	<u>Assessed Value(\$)</u>
07-01-04	Tax Roll	390,616,387
07-01-05	Tax Roll	484,308,603
07-01-06	Tax Roll	554,532,300
07-01-07	Tax Roll	582,443,150

#### F. MISCELLANEOUS

Reserve Fund Minimum Balance & Bond Reserve Fund are for all CFD No 2001-1 Bonds.





## 2007 MELLO-ROOS YEARLY FISCAL STATUS REPORT

<u>Date</u>	<u>Amount(\$)</u>	<u>Issuing Entity, County, Type of Debt, Purpose</u>	<u>Rating(s) Enhancmt</u>	<u>Type of Sale</u>	<u>Role, Participant</u>	<u>Maturity Date/ Type</u>	<u>Interest Rate/ Type</u>
09-23-04	\$33,050,000	Woodland CFD No 2004-1 Yolo CDIAC Number: 2004-1587 Limited tax obligation bond Multiple capital improvements, public works Spring Lake	NR	Neg	(BC) Kronick Moskovitz (FA) Del Rio Advisors (TR) US Bank Natl Assoc (UW) Stinson Securities	09-01-34 Comb	6.128 TIC

### YEARLY FISCAL STATUS REPORT INFORMATION

#### A. FUND BALANCES

<u>Year</u>	<u>Principal Amt Outstanding(\$)</u>	<u>Minimum Bond Reserve(\$)</u>	<u>Bond Reserve Fund(\$)</u>	<u>Capitalized Interest(\$)</u>	<u>Construction Fund(\$)</u>
04/05	33,050,000	2,410,290	2,437,159	944,914	11,188,132
05/06	33,050,000	2,410,290	2,450,758	130	0
06/07	32,505,000	2,410,290	2,457,633	0	0

#### B. TAX COLLECTION

<u>Year</u>	<u>Taxes Due(\$)</u>	<u>Taxes Unpaid(\$)</u>	<u>Percent</u>	<u>Teeter Plan</u>
04/05	0	0	0	Yes
05/06	2,408,722	635,741	26	Yes
06/07	2,432,489	10,094	0	Yes

#### C. DELINQUENT PARCELS

<u>Year</u>	<u>Reporting Date</u>	<u># of Parcels</u>	<u>Total Amount Due(\$)</u>
04/05	07-19-05	0	0
05/06	07-18-06	5	635,741
06/07	07-18-07	6	10,094

#### D. FORECLOSURE

<u># of Parcels</u>	<u>Total Amount of Taxes Due (\$)</u>
0	0
0	0
0	0

#### E. ASSESSED VALUE OF PARCELS

<u>Reporting Date</u>	<u>Appraisal/ Tax Roll</u>	<u>Assessed Value(\$)</u>
07-01-05	Tax Roll	109,852,157
07-01-06	Tax Roll	191,810,366
07-01-07	Tax Roll	299,378,732

#### F. MISCELLANEOUS



## 2007 MELLO-ROOS YEARLY FISCAL STATUS REPORT

<u>Date</u>	<u>Amount(\$)</u>	<u>Issuing Entity, County, Type of Debt, Purpose</u>	<u>Rating(s) Enhancmt</u>	<u>Type of Sale</u>	<u>Role, Participant</u>	<u>Maturity Date/ Type</u>	<u>Interest Rate/ Type</u>
10-24-02	\$2,330,000	Yolo County CFD No 1989-1 Yolo CDIAC Number: 2002-1844 Limited tax obligation bond Public building Davis Branch Library Refunding	M:Aaa    Ins	Neg	(BC) Jones Hall (FA) Government Fin Strat (EN) MBIA Corp (TR) Wells Fargo Bank (UW) Morgan Stanley	12-01-22 Serial	4.638 TIC

### YEARLY FISCAL STATUS REPORT INFORMATION

#### A. FUND BALANCES

<u>Year</u>	<u>Principal Amt Outstanding(\$)</u>	<u>Minimum Bond Reserve(\$)</u>	<u>Bond Reserve Fund(\$)</u>	<u>Capitalized Interest(\$)</u>	<u>Construction Fund(\$)</u>	<u>Taxes Due(\$)</u>	<u>Taxes Unpaid(\$)</u>	<u>Percent</u>	<u>Teeter Plan</u>
02/03	2,330,000	0	95,186	0	0	676,494	4,475	1	Yes
03/04	2,290,000	0	89,697	0	0	672,672	4,725	1	Yes
04/05	2,250,000	0	84,173	0	0	679,056	2,520	0	Yes
05/06	2,215,000	0	0	0	0	679,266	0	0	Yes
06/07	2,170,000	0	0	0	0	682,542	0	0	Yes

#### B. TAX COLLECTION

#### C. DELINQUENT PARCELS

<u>Year</u>	<u>Reporting Date</u>	<u># of Parcels</u>	<u>Total Amount Due(\$)</u>	<u># of Parcels</u>	<u>Total Amount of Taxes Due (\$)</u>	<u>Reporting Date</u>	<u>Appraisal/ Tax Roll</u>	<u>Assessed Value(\$)</u>
02/03	07-01-03	155	8,232	0	0	07-01-02	Tax Roll	0
03/04	07-01-04	192	7,833	0	0		Tax Roll	4,592,475,028
04/05	07-01-05	84	5,397	0	0	06-30-05	Tax Roll	4,939,094,175
05/06	07-14-06	79	43,947	0	0	07-14-06	Tax Roll	6,126,471,609
06/07	06-29-07	145	6,594	0	0	07-14-07	Tax Roll	6,126,471,609

#### D. FORECLOSURE

#### E. ASSESSED VALUE OF PARCELS

#### F. MISCELLANEOUS



## 2007 MELLO-ROOS YEARLY FISCAL STATUS REPORT

<u>Date</u>	<u>Amount(\$)</u>	<u>Issuing Entity, County, Type of Debt, Purpose</u>	<u>Rating(s) Enhancmt</u>	<u>Type of Sale</u>	<u>Role, Participant</u>	<u>Maturity Date/ Type</u>	<u>Interest Rate/ Type</u>
04-25-05	\$7,910,000	Olivehurst Public Utility District CFD No 2002-1 Yuba CDIAC Number: 2005-0458 Limited tax obligation bond Multiple capital improvements, public works Plumas Lake	NR	Neg	(BC) Kronick Moskovitz (FA) Fieldman Rolapp (TR) US Bank Natl Assoc (UW) UBS Financial Services	09-01-35 Comb	5.378 TIC

### YEARLY FISCAL STATUS REPORT INFORMATION

#### A. FUND BALANCES

<u>Year</u>	<u>Principal Amt Outstanding(\$)</u>	<u>Minimum Bond Reserve(\$)</u>	<u>Bond Reserve Fund(\$)</u>	<u>Capitalized Interest(\$)</u>	<u>Construction Fund(\$)</u>
04/05	7,910,000	524,758	525,218	116,190	0
05/06	7,910,000	524,758	524,758	3	249,891
06/07	7,620,000	524,758	524,758	0	261,954

#### B. TAX COLLECTION

<u>Year</u>	<u>Taxes Due(\$)</u>	<u>Taxes Unpaid(\$)</u>	<u>Percent</u>	<u>Teeter Plan</u>
04/05	484,000	6,300	1	No
05/06	1,971,000	21,120	1	No
06/07	1,971,000	54,300	3	No

#### C. DELINQUENT PARCELS

<u>Year</u>	<u>Reporting Date</u>	<u># of Parcels</u>	<u>Total Amount Due(\$)</u>
04/05	07-15-05	12	6,300
05/06	10-29-06	40	21,120
06/07	08-16-07	91	54,300

#### D. FORECLOSURE

<u># of Parcels</u>	<u>Total Amount of Taxes Due (\$)</u>
0	0
0	0
0	0

#### E. ASSESSED VALUE OF PARCELS

<u>Reporting Date</u>	<u>Appraisal/ Tax Roll</u>	<u>Assessed Value(\$)</u>
07-01-05	Tax Roll	263,414,451
07-01-06	Tax Roll	478,819,895
07-01-07	Tax Roll	557,182,282

#### F. MISCELLANEOUS



## 2007 MELLO-ROOS YEARLY FISCAL STATUS REPORT

<u>Date</u>	<u>Amount(\$)</u>	<u>Issuing Entity, County, Type of Debt, Purpose</u>	<u>Rating(s) Enhancmt</u>	<u>Type of Sale</u>	<u>Role, Participant</u>	<u>Maturity Date/ Type</u>	<u>Interest Rate/ Type</u>
09-27-05	\$4,900,000	Plumas Elementary School District CFD No 1 Yuba CDIAC Number: 2005-0978 Limited tax obligation bond K-12 school facility Rio Del Oro	S:BBB-	Neg	(BC) Kronick Moskovitz (FA) Capitol Public Fin Group (TR) Wells Fargo Bank (UW) M L Stern & Co	08-01-35 Comb	4.887 TIC

### YEARLY FISCAL STATUS REPORT INFORMATION

#### A. FUND BALANCES

<u>Year</u>	<u>Principal Amt Outstanding(\$)</u>	<u>Minimum Bond Reserve(\$)</u>	<u>Bond Reserve Fund(\$)</u>	<u>Capitalized Interest(\$)</u>	<u>Construction Fund(\$)</u>
05/06	4,900,000	311,175	311,175	0	335,639
06/07	4,815,000	311,175	312,038	0	0

#### B. TAX COLLECTION

<u>Year</u>	<u>Taxes Due(\$)</u>	<u>Taxes Unpaid(\$)</u>	<u>Percent</u>	<u>Teeter Plan</u>
05/06	366,720	10,912	3	No
06/07	445,120	40,800	9	No

#### C. DELINQUENT PARCELS

<u>Year</u>	<u>Reporting Date</u>	<u># of Parcels</u>	<u>Total Amount Due(\$)</u>
05/06	10-29-06	40	10,912
06/07	04-29-07	165	40,800

#### D. FORECLOSURE

<u># of Parcels</u>	<u>Total Amount of Taxes Due (\$)</u>
0	0
0	0

#### E. ASSESSED VALUE OF PARCELS

<u>Reporting Date</u>	<u>Appraisal/ Tax Roll</u>	<u>Assessed Value(\$)</u>
06-30-06	Tax Roll	415,308,862
02-01-07	Tax Roll	478,819,895

#### F. MISCELLANEOUS



## 2007 MELLO-ROOS YEARLY FISCAL STATUS REPORT

<u>Date</u>	<u>Amount(\$)</u>	<u>Issuing Entity, County, Type of Debt, Purpose</u>	<u>Rating(s) Enhancmt</u>	<u>Type of Sale</u>	<u>Role, Participant</u>	<u>Maturity Date/ Type</u>	<u>Interest Rate/ Type</u>
05-30-07	\$1,275,000	Plumas Elementary School District CFD No 2 Yuba CDIAC Number: 2007-0150 Limited tax obligation bond K-12 school facility Cobblestone ES	NR	Neg	(BC) Kronick Moskovitz (FA) Capitol Public Fin Group (TR) Wells Fargo Bank (UW) M L Stern & Co	06-01-37 Term	5.809 TIC

### YEARLY FISCAL STATUS REPORT INFORMATION

#### A. FUND BALANCES

<u>Year</u>	<u>Principal Amt Outstanding(\$)</u>	<u>Minimum Bond Reserve(\$)</u>	<u>Bond Reserve Fund(\$)</u>	<u>Capitalized Interest(\$)</u>	<u>Construction Fund(\$)</u>
06/07	1,275,000	91,375	91,375	0	0

#### B. TAX COLLECTION

<u>Taxes Due(\$)</u>	<u>Taxes Unpaid(\$)</u>	<u>Percent</u>	<u>Teeter Plan</u>
104,800	13,400	13	No

#### C. DELINQUENT PARCELS

<u>Year</u>	<u>Reporting Date</u>	<u># of Parcels</u>	<u>Total Amount Due(\$)</u>
06/07	04-30-07	45	13,400

#### D. FORECLOSURE

<u># of Parcels</u>	<u>Total Amount of Taxes Due (\$)</u>
0	0

#### E. ASSESSED VALUE OF PARCELS

<u>Reporting Date</u>	<u>Appraisal/ Tax Roll</u>	<u>Assessed Value(\$)</u>
06-30-07	Tax Roll	103,443,074

#### F. MISCELLANEOUS



## 2007 MELLO-ROOS YEARLY FISCAL STATUS REPORT

<u>Date</u>	<u>Amount(\$)</u>	<u>Issuing Entity, County, Type of Debt, Purpose</u>	<u>Rating(s) Enhancmt</u>	<u>Type of Sale</u>	<u>Role, Participant</u>	<u>Maturity Date/ Type</u>	<u>Interest Rate/ Type</u>
04-18-07	\$14,930,382	Three Rivers Levee Improvement Authority CFD No 2006-1 Yuba CDIAC Number: 2007-0368 Limited tax obligation bond Flood control, storm drainage So County Area	NR	Neg	(BC) Quint & Thimmig (FA) Fieldman Rolapp (TR) Yuba Co	03-01-37 Term	7.68 TIC

### YEARLY FISCAL STATUS REPORT INFORMATION

#### A. FUND BALANCES

<u>Year</u>	<u>Principal Amt Outstanding(\$)</u>	<u>Minimum Bond Reserve(\$)</u>	<u>Bond Reserve Fund(\$)</u>	<u>Capitalized Interest(\$)</u>	<u>Construction Fund(\$)</u>
06/07	14,930,382	0	0	0	0

#### B. TAX COLLECTION

<u>Taxes Due(\$)</u>	<u>Taxes Unpaid(\$)</u>	<u>Percent</u>	<u>Teeter Plan</u>
0	0	0	No

#### C. DELINQUENT PARCELS

<u>Year</u>	<u>Reporting Date</u>	<u># of Parcels</u>	<u>Total Amount Due(\$)</u>
06/07	07-17-07	0	0

#### D. FORECLOSURE

<u># of Parcels</u>	<u>Total Amount of Taxes Due (\$)</u>
0	0

#### E. ASSESSED VALUE OF PARCELS

<u>Reporting Date</u>	<u>Appraisal/ Tax Roll</u>	<u>Assessed Value(\$)</u>
07-17-07	Tax Roll	125,627,756

#### F. MISCELLANEOUS



## 2007 MELLO-ROOS YEARLY FISCAL STATUS REPORT

<u>Date</u>	<u>Amount(\$)</u>	<u>Issuing Entity, County, Type of Debt, Purpose</u>	<u>Rating(s) Enhancmt</u>	<u>Type of Sale</u>	<u>Role, Participant</u>	<u>Maturity Date/ Type</u>	<u>Interest Rate/ Type</u>
04-18-07	\$8,663,901	Three Rivers Levee Improvement Authority CFD No 2006-2 Yuba CDIAC Number: 2007-0370 Limited tax obligation bond Flood control, storm drainage So County Area - Overlay District	NR	Neg	(BC) Quint & Thimmig (FA) Fieldman Rolapp (TR) Yuba Co	03-01-37 Term	4.68 TIC

### YEARLY FISCAL STATUS REPORT INFORMATION

#### A. FUND BALANCES

<u>Year</u>	<u>Principal Amt Outstanding(\$)</u>	<u>Minimum Bond Reserve(\$)</u>	<u>Bond Reserve Fund(\$)</u>	<u>Capitalized Interest(\$)</u>	<u>Construction Fund(\$)</u>
06/07	8,663,901	0	0	0	0

#### B. TAX COLLECTION

<u>Taxes Due(\$)</u>	<u>Taxes Unpaid(\$)</u>	<u>Percent</u>	<u>Teeter Plan</u>
0	0	0	No

#### C. DELINQUENT PARCELS

<u>Year</u>	<u>Reporting Date</u>	<u># of Parcels</u>	<u>Total Amount Due(\$)</u>
06/07	07-17-07	0	0

#### D. FORECLOSURE

<u># of Parcels</u>	<u>Total Amount of Taxes Due (\$)</u>
0	0

#### E. ASSESSED VALUE OF PARCELS

<u>Reporting Date</u>	<u>Appraisal/ Tax Roll</u>	<u>Assessed Value(\$)</u>
07-17-07	Tax Roll	62,805,888

#### F. MISCELLANEOUS



## 2007 MELLO-ROOS YEARLY FISCAL STATUS REPORT

<u>Date</u>	<u>Amount(\$)</u>	<u>Issuing Entity, County, Type of Debt, Purpose</u>	<u>Rating(s) Enhancmt</u>	<u>Type of Sale</u>	<u>Role, Participant</u>	<u>Maturity Date/ Type</u>	<u>Interest Rate/ Type</u>
10-06-05	\$13,895,000	Yuba County CFD No 2004-1 Yuba CDIAC Number: 2004-0656 Limited tax obligation bond Multiple capital improvements, public works Edgewater	NR	Neg	(BC) Quint & Thimmig (FA) Fieldman Rolapp (TR) US Bank Natl Assoc (UW) Stone & Youngberg	09-01-35 Comb	5.236 TIC

### YEARLY FISCAL STATUS REPORT INFORMATION

#### A. FUND BALANCES

<u>Year</u>	<u>Principal Amt Outstanding(\$)</u>	<u>Minimum Bond Reserve(\$)</u>	<u>Bond Reserve Fund(\$)</u>	<u>Capitalized Interest(\$)</u>	<u>Construction Fund(\$)</u>
05/06	13,895,000	903,913	908,028	16,045	5,161,161
06/07	13,580,000	903,913	943,317	0	116,599

#### B. TAX COLLECTION

<u>Year</u>	<u>Taxes Due(\$)</u>	<u>Taxes Unpaid(\$)</u>	<u>Percent</u>	<u>Teeter Plan</u>
05/06	708,716	14,621	2	Yes
06/07	924,405	28,103	3	Yes

#### C. DELINQUENT PARCELS

<u>Year</u>	<u>Reporting Date</u>	<u># of Parcels</u>	<u>Total Amount Due(\$)</u>
05/06	09-10-06	21	14,621
06/07	09-20-07	41	30,089

#### D. FORECLOSURE

<u># of Parcels</u>	<u>Total Amount of Taxes Due (\$)</u>
0	0
0	0

#### E. ASSESSED VALUE OF PARCELS

<u>Reporting Date</u>	<u>Appraisal/ Tax Roll</u>	<u>Assessed Value(\$)</u>
07-01-06	Tax Roll	197,270,227
07-01-07	Tax Roll	274,477,454

#### F. MISCELLANEOUS





## 2007 MELLO-ROOS YEARLY FISCAL STATUS REPORT

<u>Date</u>	<u>Amount(\$)</u>	<u>Issuing Entity, County, Type of Debt, Purpose</u>	<u>Rating(s) Enhancmt</u>	<u>Type of Sale</u>	<u>Role, Participant</u>	<u>Maturity Date/ Type</u>	<u>Interest Rate/ Type</u>
12-08-95	\$9,355,000	Dry Creek Joint Elementary School District CFD No 1 Multiple CDIAC Number: 1995-1473 Limited tax obligation bond Other, multiple educational uses Refunding	S:AAA M:Aaa  Ins	Neg	(BC) Orrick Herrington (EN) Capital Guaranty (TR) Sacramento Co (UW) Stone & Youngberg	09-01-15 Serial	5.045 NIC

### YEARLY FISCAL STATUS REPORT INFORMATION

#### A. FUND BALANCES

<u>Year</u>	<u>Principal Amt Outstanding(\$)</u>	<u>Minimum Bond Reserve(\$)</u>	<u>Bond Reserve Fund(\$)</u>	<u>Capitalized Interest(\$)</u>	<u>Construction Fund(\$)</u>
01/02	7,405,000	0	0	0	0
02/03	6,980,000	0	0	0	0
03/04	6,510,000	0	0	0	0
04/05	5,990,000	0	0	0	0
05/06	5,420,000	0	0	0	0
06/07	4,800,000	0	0	0	0

#### B. TAX COLLECTION

<u>Taxes Due(\$)</u>	<u>Taxes Unpaid(\$)</u>	<u>Percent</u>	<u>Teeter Plan</u>
1,588,604	0	0	Yes
2,122,468	0	0	Yes
2,292,897	0	0	Yes
2,378,410	0	0	Yes
2,579,454	0	0	Yes
2,732,686	0	0	Yes

#### C. DELINQUENT PARCELS

<u>Year</u>	<u>Reporting Date</u>	<u># of Parcels</u>	<u>Total Amount Due(\$)</u>
01/02		0	0
02/03		0	0
03/04		0	0
04/05		0	0
05/06	06-30-06	0	0
06/07	07-11-07	171	64,082

#### D. FORECLOSURE

<u># of Parcels</u>	<u>Total Amount of Taxes Due (\$)</u>
0	0
0	0
0	0
0	0
0	0
0	0

#### E. ASSESSED VALUE OF PARCELS

<u>Reporting Date</u>	<u>Appraisal/ Tax Roll</u>	<u>Assessed Value(\$)</u>
06-30-02	Tax Roll	668,226,235
06-30-03	Tax Roll	840,530,160
06-30-04	Tax Roll	973,655,517
06-30-05	Tax Roll	1,238,598,446
06-30-06	Tax Roll	1,408,833,487
06-30-07	Tax Roll	1,511,106,240

#### F. MISCELLANEOUS



## 2007 MELLO-ROOS YEARLY FISCAL STATUS REPORT

<u>Date</u>	<u>Amount(\$)</u>	<u>Issuing Entity, County, Type of Debt, Purpose</u>	<u>Rating(s) Enhancmt</u>	<u>Type of Sale</u>	<u>Role, Participant</u>	<u>Maturity Date/ Type</u>	<u>Interest Rate/ Type</u>
10-30-96	\$2,900,770	Dry Creek Joint Elementary School District CFD No 1 Multiple CDIAC Number: 1996-1536 Limited tax obligation bond K-12 school facility	S:AAA M:Aaa  Ins	Neg	(BC) Orrick Herrington (EN) FSA (TR) Sacramento Co (UW) Stone & Youngberg	09-01-16 Comb	5.93 TIC

### YEARLY FISCAL STATUS REPORT INFORMATION

#### A. FUND BALANCES

<u>Year</u>	<u>Principal Amt Outstanding(\$)</u>	<u>Minimum Bond Reserve(\$)</u>	<u>Bond Reserve Fund(\$)</u>	<u>Capitalized Interest(\$)</u>	<u>Construction Fund(\$)</u>	<u>Taxes Due(\$)</u>	<u>Taxes Unpaid(\$)</u>	<u>Percent</u>	<u>Teeter Plan</u>
01/02	2,415,770	0	0	0	30	1,588,604	0	0	Yes
02/03	2,285,770	0	0	0	30	2,122,468	0	0	Yes
03/04	2,145,770	0	0	0	0	2,292,897	0	0	Yes
04/05	1,995,770	0	0	0	0	2,378,410	0	0	Yes
05/06	1,830,770	0	0	0	0	2,579,454	0	0	Yes
06/07	1,650,770	0	0	0	0	2,732,686	0	0	Yes

#### B. TAX COLLECTION

#### C. DELINQUENT PARCELS

<u>Year</u>	<u>Reporting Date</u>	<u># of Parcels</u>	<u>Total Amount Due(\$)</u>	<u># of Parcels</u>	<u>Total Amount of Taxes Due (\$)</u>	<u>Reporting Date</u>	<u>Appraisal/ Tax Roll</u>	<u>Assessed Value(\$)</u>
01/02		0	0	0	0	06-30-02	Tax Roll	668,226,235
02/03		0	0	0	0	06-30-03	Tax Roll	840,530,160
03/04		0	0	0	0	06-30-04	Tax Roll	973,655,517
04/05		0	0	0	0	06-30-05	Tax Roll	1,238,598,446
05/06	06-30-06	0	0	0	0	06-30-06	Tax Roll	1,408,833,487
06/07	07-11-07	171	64,082	0	0	06-30-07	Tax Roll	1,511,106,240

#### D. FORECLOSURE

#### E. ASSESSED VALUE OF PARCELS

#### F. MISCELLANEOUS



## 2007 MELLO-ROOS YEARLY FISCAL STATUS REPORT

<u>Date</u>	<u>Amount(\$)</u>	<u>Issuing Entity, County, Type of Debt, Purpose</u>	<u>Rating(s) Enhancmt</u>	<u>Type of Sale</u>	<u>Role, Participant</u>	<u>Maturity Date/ Type</u>	<u>Interest Rate/ Type</u>
08-05-99	\$5,254,153	Dry Creek Joint Elementary School District CFD No 1 Multiple CDIAC Number: 1999-1404 Limited tax obligation bond K-12 school facility Refunding	S:AAA/A-     Ins	Neg	(BC) Orrick Herrington (EN) MBIA Corp (TR) Sacramento Co (UW) Stone & Youngberg	09-01-19 Serial	5.475 NIC

### YEARLY FISCAL STATUS REPORT INFORMATION

#### A. FUND BALANCES

<u>Year</u>	<u>Principal Amt Outstanding(\$)</u>	<u>Minimum Bond Reserve(\$)</u>	<u>Bond Reserve Fund(\$)</u>	<u>Capitalized Interest(\$)</u>	<u>Construction Fund(\$)</u>
01/02	4,959,153	0	0	0	88,965
02/03	4,779,153	0	0	0	90,212
03/04	4,584,153	0	0	0	91,034
04/05	4,369,153	0	0	0	92,758
05/06	4,134,153	0	0	0	0
06/07	3,874,153	0	0	0	0

#### B. TAX COLLECTION

<u>Taxes Due(\$)</u>	<u>Taxes Unpaid(\$)</u>	<u>Percent</u>	<u>Teeter Plan</u>
1,588,604	0	0	Yes
2,122,468	0	0	Yes
2,292,897	0	0	Yes
2,378,410	0	0	Yes
2,579,454	0	0	Yes
2,732,686	0	0	Yes

#### C. DELINQUENT PARCELS

<u>Year</u>	<u>Reporting Date</u>	<u># of Parcels</u>	<u>Total Amount Due(\$)</u>
01/02		0	0
02/03		0	0
03/04		0	0
04/05		0	0
05/06	06-30-06	0	0
06/07	07-11-07	171	64,082

#### D. FORECLOSURE

<u># of Parcels</u>	<u>Total Amount of Taxes Due (\$)</u>
0	0
0	0
0	0
0	0
0	0
0	0

#### E. ASSESSED VALUE OF PARCELS

<u>Reporting Date</u>	<u>Appraisal/ Tax Roll</u>	<u>Assessed Value(\$)</u>
06-30-02	Tax Roll	668,226,235
06-30-03	Tax Roll	840,530,160
06-30-04	Tax Roll	973,655,517
06-30-05	Tax Roll	1,238,598,446
06-30-06	Tax Roll	1,408,833,487
06-30-07	Tax Roll	1,511,106,240

#### F. MISCELLANEOUS



## 2007 MELLO-ROOS YEARLY FISCAL STATUS REPORT

<u>Date</u>	<u>Amount(\$)</u>	<u>Issuing Entity, County, Type of Debt, Purpose</u>	<u>Rating(s) Enhancmt</u>	<u>Type of Sale</u>	<u>Role, Participant</u>	<u>Maturity Date/ Type</u>	<u>Interest Rate/ Type</u>
07-22-03	\$9,600,000	Dry Creek Joint Elementary School District CFD No 1 Multiple CDIAC Number: 2003-0848 Limited tax obligation bond K-12 school facility Antelope Area	S:AAA     Ins	Neg	(BC) Orrick Herrington (FA) Sage Institute (EN) Ambac (TR) Sacramento Co (UW) Stone & Youngberg	09-01-25 Serial	4.575 NIC

### YEARLY FISCAL STATUS REPORT INFORMATION

#### A. FUND BALANCES

<u>Year</u>	<u>Principal Amt Outstanding(\$)</u>	<u>Minimum Bond Reserve(\$)</u>	<u>Bond Reserve Fund(\$)</u>	<u>Capitalized Interest(\$)</u>	<u>Construction Fund(\$)</u>
03/04	9,600,000	0	0	0	9,264,743
04/05	9,525,000	0	0	0	5,848,316
05/06	9,390,000	0	0	0	654
06/07	9,235,000	0	0	0	0

#### B. TAX COLLECTION

<u>Taxes Due(\$)</u>	<u>Taxes Unpaid(\$)</u>	<u>Percent</u>	<u>Teeter Plan</u>
2,292,897	0	0	Yes
2,378,410	0	0	Yes
2,579,454	0	0	Yes
2,732,686	0	0	Yes

#### C. DELINQUENT PARCELS

<u>Year</u>	<u>Reporting Date</u>	<u># of Parcels</u>	<u>Total Amount Due(\$)</u>
03/04		0	0
04/05		0	0
05/06	06-30-06	0	0
06/07	07-11-07	171	64,082

#### D. FORECLOSURE

<u># of Parcels</u>	<u>Total Amount of Taxes Due (\$)</u>
0	0
0	0
0	0
0	0

#### E. ASSESSED VALUE OF PARCELS

<u>Reporting Date</u>	<u>Appraisal/ Tax Roll</u>	<u>Assessed Value(\$)</u>
06-30-04	Tax Roll	973,655,517
06-30-05	Tax Roll	1,238,598,446
06-30-06	Tax Roll	1,408,833,487
06-30-07	Tax Roll	1,511,106,240

#### F. MISCELLANEOUS



## 2007 MELLO-ROOS YEARLY FISCAL STATUS REPORT

<u>Date</u>	<u>Amount(\$)</u>	<u>Issuing Entity, County, Type of Debt, Purpose</u>	<u>Rating(s) Enhancmt</u>	<u>Type of Sale</u>	<u>Role, Participant</u>	<u>Maturity Date/ Type</u>	<u>Interest Rate/ Type</u>
12-01-05	\$3,150,000	Dry Creek Joint Elementary School District CFD No 1 Multiple CDIAC Number: 2005-1738 Limited tax obligation bond K-12 school facility Barrett Ranch ES	S:AAA/A-    Ins	Neg	(BC) Orrick Herrington (FA) Sage Institute (EN) Ambac (TR) Sacramento Co (UW) Stone & Youngberg	09-01-28 Serial	4.576 NIC

### YEARLY FISCAL STATUS REPORT INFORMATION

#### A. FUND BALANCES

<u>Year</u>	<u>Principal Amt Outstanding(\$)</u>	<u>Minimum Bond Reserve(\$)</u>	<u>Bond Reserve Fund(\$)</u>	<u>Capitalized Interest(\$)</u>	<u>Construction Fund(\$)</u>
05/06	3,150,000	0	0	0	2,800,236
06/07	3,140,000	0	155,315	0	1,054

#### B. TAX COLLECTION

<u>Year</u>	<u>Taxes Due(\$)</u>	<u>Taxes Unpaid(\$)</u>	<u>Percent</u>	<u>Teeter Plan</u>
05/06	2,579,454	0	0	Yes
06/07	2,732,686	0	0	Yes

#### C. DELINQUENT PARCELS

<u>Year</u>	<u>Reporting Date</u>	<u># of Parcels</u>	<u>Total Amount Due(\$)</u>
05/06	06-30-06	0	0
06/07	07-11-07	171	64,082

#### D. FORECLOSURE

<u># of Parcels</u>	<u>Total Amount of Taxes Due (\$)</u>
0	0
0	0

#### E. ASSESSED VALUE OF PARCELS

<u>Reporting Date</u>	<u>Appraisal/ Tax Roll</u>	<u>Assessed Value(\$)</u>
06-30-06	Tax Roll	1,408,833,487
06-30-07	Tax Roll	1,511,106,240

#### F. MISCELLANEOUS



## 2007 MELLO-ROOS YEARLY FISCAL STATUS REPORT

<u>Date</u>	<u>Amount(\$)</u>	<u>Issuing Entity, County, Type of Debt, Purpose</u>	<u>Rating(s) Enhancmt</u>	<u>Type of Sale</u>	<u>Role, Participant</u>	<u>Maturity Date/ Type</u>	<u>Interest Rate/ Type</u>
01-11-06	\$2,990,000	Fairfield-Suisun Unified School District CFD No 6 Multiple CDIAC Number: 2005-1899 Limited tax obligation bond K-12 school facility	NR	Neg	(BC) Stradling Yocca (TR) US Bank Natl Assoc (UW) Fairfield-Suisun USD PFA	08-15-25 Term	4.127 TIC

### YEARLY FISCAL STATUS REPORT INFORMATION

#### A. FUND BALANCES

<u>Year</u>	<u>Principal Amt Outstanding(\$)</u>	<u>Minimum Bond Reserve(\$)</u>	<u>Bond Reserve Fund(\$)</u>	<u>Capitalized Interest(\$)</u>	<u>Construction Fund(\$)</u>
05/06	2,990,000	234,995	234,995	0	0
06/07	2,833,806	0	0	0	3,161,570

#### B. TAX COLLECTION

<u>Taxes Due(\$)</u>	<u>Taxes Unpaid(\$)</u>	<u>Percent</u>	<u>Teeter Plan</u>
236,430	0	0	Yes
236,430	14,931	6	Yes

#### C. DELINQUENT PARCELS

<u>Year</u>	<u>Reporting Date</u>	<u># of Parcels</u>	<u>Total Amount Due(\$)</u>
05/06		0	0
06/07	10-01-07	18	14,931

#### D. FORECLOSURE

<u># of Parcels</u>	<u>Total Amount of Taxes Due (\$)</u>
0	0
0	0

#### E. ASSESSED VALUE OF PARCELS

<u>Reporting Date</u>	<u>Appraisal/ Tax Roll</u>	<u>Assessed Value(\$)</u>
		0
07-01-07	Tax Roll	97,016,201

#### F. MISCELLANEOUS



## 2007 MELLO-ROOS YEARLY FISCAL STATUS REPORT

<u>Date</u>	<u>Amount(\$)</u>	<u>Issuing Entity, County, Type of Debt, Purpose</u>	<u>Rating(s) Enhancmt</u>	<u>Type of Sale</u>	<u>Role, Participant</u>	<u>Maturity Date/ Type</u>	<u>Interest Rate/ Type</u>
07-14-05	\$6,140,000	Kirkwood Meadows Public Utility District CFD No 98-1 Multiple CDIAC Number: 2005-0952 Limited tax obligation bond Wastewater collection, treatment Refunding	NR	Neg	(BC) Robert M Haight (FA) Public Finance Resources (TR) Union Bank of CA (UW) Crocker Securities LLC	08-01-29 Comb	5.07 NIC

### YEARLY FISCAL STATUS REPORT INFORMATION

#### A. FUND BALANCES

<u>Year</u>	<u>Principal Amt Outstanding(\$)</u>	<u>Minimum Bond Reserve(\$)</u>	<u>Bond Reserve Fund(\$)</u>	<u>Capitalized Interest(\$)</u>	<u>Construction Fund(\$)</u>
04/05	6,140,000	303,065	303,065	0	0
05/06	6,140,000	303,065	308,295	0	88,688
06/07	5,990,000	303,065	309,181	0	19,987

#### B. TAX COLLECTION

<u>Year</u>	<u>Taxes Due(\$)</u>	<u>Taxes Unpaid(\$)</u>	<u>Percent</u>	<u>Teeter Plan</u>
04/05	501,837	0	0	No
05/06	470,359	0	0	No
06/07	468,503	0	0	No

#### C. DELINQUENT PARCELS

<u>Year</u>	<u>Reporting Date</u>	<u># of Parcels</u>	<u>Total Amount Due(\$)</u>
04/05	06-10-05	0	0
05/06	06-10-06	0	0
06/07	06-10-07	0	0

#### D. FORECLOSURE

<u># of Parcels</u>	<u>Total Amount of Taxes Due (\$)</u>
0	0
0	0
0	0

#### E. ASSESSED VALUE OF PARCELS

<u>Reporting Date</u>	<u>Appraisal/ Tax Roll</u>	<u>Assessed Value(\$)</u>
07-01-05	Tax Roll	60,784,631
07-01-06	Tax Roll	100,011,734
07-01-07	Tax Roll	125,152,894

#### F. MISCELLANEOUS

This report is based on unaudited information reported to the California Debt and Investment Advisory Commission on the Report of Final Sale and the Yearly Fiscal Status Report from sources considered to be reliable. The Commission is not liable for inadvertent errors or omissions that are reported as part of these reports.

**APPENDIX B**  
**DEFAULT AND DRAW ON RESERVE REPORTS**



## **DEFAULT AND DRAW ON RESERVE REPORTS**

This appendix presents information from default and draw on reserve reports filed with CDIAC from 2003 through 2007. The first part contains the original information reported to CDIAC by the issuer at the time of final sale. The second section contains three parts and includes the following information:

A – Default/Draw on Reserve: Contains the information reported on the draw or default including the date the report was received by CDIAC, the date of the default/draw, what type of event (default or draw), and the amount withdrawn or not paid.

B - Contact Information: Contains the reporting organization, contact person, and phone number.

C - Additional Information: Contains any additional information that the issuer has reported to CDIAC about the event.

CDIAC reports information on bond issuance, fiscal status, and defaults/draws on reserve funds from various sources believed to be reliable but does not attempt to verify or audit individual reports. Readers are encouraged to call the issuer or participants of the financing if there are specific questions about the individual community facilities districts.



## 2007 MELLO-ROOS DRAW ON RESERVE/DEFAULT REPORT

<u>Date</u>	<u>Amount(\$)</u>	<u>Issuing Entity, County, Type of Debt, Purpose</u>	<u>Rating(s) Enhancmt</u>	<u>Type of Sale</u>	<u>Role, Participant</u>	<u>Maturity Date/ Type</u>	<u>Interest Rate/ Type</u>
04-05-95	\$50,000,000	Palmdale CFD No 93-1 Los Angeles CDIAC Number: 1995-0137 Limited tax obligation bond Multiple capital improvements, public works Ritter Ranch	NR	Neg	(BC) Jones Hall Hill (FA) KNN (TR) First Trust of CA (UW) Stone & Youngberg	09-01-25 Comb	8.652 NIC

### A. DRAW ON RESERVE/DEFAULT REPORTED

<u>Reported Date</u>	<u>Event Date</u>	<u>Type of Event</u>	<u>Amount(\$) Withdrawn</u>
11-05-01	09-04-01	Default	
10-30-03	06-30-02	Default	
10-31-03	06-30-02	Default	
03-20-07	03-01-07	Draw on Reserve	315,799

### B. CONTACT INFORMATION

<u>Organization</u>	<u>Contact Person</u>	<u>Phone Number</u>
NBS	Dave Ketcham	
NBS	Joe Flores	(909) 296-1997
NBS	Joe Flores	(909) 296-1997
NBS	Kristin Harvey	(800) 676-7516

### C. MISCELLANEOUS

The City has been advised that the delinquent Special Taxes subsequently have been paid together with the ad valorem levy on subject parcels, but the City has not yet received the delinquent Special Taxes paid to the County.



## 2007 MELLO-ROOS DRAW ON RESERVE/DEFAULT REPORT

<u>Date</u>	<u>Amount(\$)</u>	<u>Issuing Entity, County, Type of Debt, Purpose</u>	<u>Rating(s) Enhancmt</u>	<u>Type of Sale</u>	<u>Role, Participant</u>	<u>Maturity Date/ Type</u>	<u>Interest Rate/ Type</u>
07-27-95	\$10,600,000	Atwater CFD No 1-90 Merced CDIAC Number: 1995-1171 Limited tax obligation bond Multiple capital improvements, public works Refunding	NR	Neg	(BC) Brown & Wood (TR) The Bank of New York (UW) CA Capital Finance	08-01-15 Comb	8.022 NIC

### A. DRAW ON RESERVE/DEFAULT REPORTED

<u>Reported Date</u>	<u>Event Date</u>	<u>Type of Event</u>	<u>Amount(\$) Withdrawn</u>
08-16-02	08-01-02	Default	290,000
08-19-03	08-01-03	Draw on Reserve	
08-13-04	08-02-04	Default	

### B. CONTACT INFORMATION

<u>Organization</u>	<u>Contact Person</u>	<u>Phone Number</u>
Goodwin Consulting Group	Victor Irzyk	
Goodwin Consulting Group	Victor Irzyk	
Goodwin Consulting Group	Victor Irzyk	

### C. MISCELLANEOUS

Failure to pay the scheduled principal payment on August 2, 2004 in the amount of \$375,000. The CFD retired \$505,000 in past due Series 1995 A Bond principal in August 2004; however, the CFD is still in default on \$420,000 (including the \$375,000 that matured on August 2, 2004) in Series 1995 A Bond principal. Interest on all outstanding Series 1995 A Bonds was paid in full on August 2, 2004.



## 2007 MELLO-ROOS DRAW ON RESERVE/DEFAULT REPORT

<u>Date</u>	<u>Amount(\$)</u>	<u>Issuing Entity, County, Type of Debt, Purpose</u>	<u>Rating(s) Enhancmt</u>	<u>Type of Sale</u>	<u>Role, Participant</u>	<u>Maturity Date/ Type</u>	<u>Interest Rate/ Type</u>
07-27-95	\$6,900,000	Atwater CFD No 1-90 Merced CDIAC Number: 1995-1283 Limited tax obligation bond Multiple capital improvements, public works Refunding	NR	Neg	(BC) Lofton De Lancie (TR) The Bank of New York (UW) Del Rey Assoc LLC	08-01-15 Term	5 NIC

### A. DRAW ON RESERVE/DEFAULT REPORTED

<u>Reported Date</u>	<u>Event Date</u>	<u>Type of Event</u>	<u>Amount(\$) Withdrawn</u>
02-08-02	02-01-02	Default	
08-16-02	08-01-02	Default	374,125
02-05-03	02-03-03	Default	138,375
08-19-03	08-01-03	Default	
02-17-04	02-02-03	Default	
08-13-04	08-02-04	Default	

### B. CONTACT INFORMATION

<u>Organization</u>	<u>Contact Person</u>	<u>Phone Number</u>
Goodwin Consulting Group	Victor Irzyk	
Goodwin Consulting Group	Victor Irzyk	
Goodwin Consulting Group	Victor Irzyk	
Goodwin Consulting Group	Victor Irzyk	
Goodwin Consulting Group	Victor Irzyk	
Goodwin Consulting Group	Victor Irzyk	

### C. MISCELLANEOUS

Failure to pay the scheduled principal and interest payment on August 2, 2004 in the amount of \$412,000. The Series 1995 B Bonds were privately placed and have not been sold to the general public; they have been in default since February 1, 1996.



## 2007 MELLO-ROOS DRAW ON RESERVE/DEFAULT REPORT

<u>Date</u>	<u>Amount(\$)</u>	<u>Issuing Entity, County, Type of Debt, Purpose</u>	<u>Rating(s) Enhancmt</u>	<u>Type of Sale</u>	<u>Role, Participant</u>	<u>Maturity Date/ Type</u>	<u>Interest Rate/ Type</u>
12-12-90	\$9,070,000	Nevada County CFD No 1990-1 Nevada CDIAC Number: 1990-1180 Limited tax obligation bond Multiple capital improvements, public works Wildwood Estates	NR	Neg	(BC) Sturgis Ness (FA) Rauscher Pierce (UW) First CA Cap Mrkts	Serial	8.467 NIC

### A. DRAW ON RESERVE/DEFAULT REPORTED

<u>Reported Date</u>	<u>Event Date</u>	<u>Type of Event</u>	<u>Amount(\$) Withdrawn</u>
09-04-01	09-01-01	Default	1,247,610
05-16-02	03-01-02	Default	
08-22-03	08-01-03	Draw on Reserve	
05-25-05	05-24-05	Default	
03-08-06	03-01-06	Default	
05-15-06	03-01-06	Default	2,125,402

### B. CONTACT INFORMATION

<u>Organization</u>	<u>Contact Person</u>	<u>Phone Number</u>
Nevada County	David Brennan	(916) 265-7040
Nevada County	David Brennan	(916) 265-7040
Nevada County	David Brennan	(916) 265-7040
Nevada County	David Brennan	(916) 265-7040
Nevada County	David Brennan	(916) 265-7040
Nevada County	David Brennan	(916) 265-7040

### C. MISCELLANEOUS



## 2007 MELLO-ROOS DRAW ON RESERVE/DEFAULT REPORT

<u>Date</u>	<u>Amount(\$)</u>	<u>Issuing Entity, County, Type of Debt, Purpose</u>	<u>Rating(s) Enhancmt</u>	<u>Type of Sale</u>	<u>Role, Participant</u>	<u>Maturity Date/ Type</u>	<u>Interest Rate/ Type</u>
08-10-04	\$34,580,000	Murrieta CFD No 2000-2 Riverside CDIAC Number: 2004-1334 Limited tax obligation bond Multiple capital improvements, public works The Oaks IA A & B	NR	Neg	(BC) Harper & Burns (FA) Urban Futures (TR) Union Bank of CA (UW) Piper Jaffray & Co	09-01-34 Comb	6.01 NIC

### A. DRAW ON RESERVE/DEFAULT REPORTED

<u>Reported Date</u>	<u>Event Date</u>	<u>Type of Event</u>	<u>Amount(\$) Withdrawn</u>
11-27-06	09-01-06	Draw on Reserve	115,442
04-24-07	03-01-07	Draw on Reserve	57,500

### B. CONTACT INFORMATION

<u>Organization</u>	<u>Contact Person</u>	<u>Phone Number</u>
MuniFinancial Services Inc	Dave Onate	(800) 755-6864
MuniFinancial Services Inc	Dave Onate	(800) 755-6864

### C. MISCELLANEOUS



## 2007 MELLO-ROOS DRAW ON RESERVE/DEFAULT REPORT

<u>Date</u>	<u>Amount(\$)</u>	<u>Issuing Entity, County, Type of Debt, Purpose</u>	<u>Rating(s) Enhancmt</u>	<u>Type of Sale</u>	<u>Role, Participant</u>	<u>Maturity Date/ Type</u>	<u>Interest Rate/ Type</u>
11-07-01	\$18,360,000	Murrieta CFD No 2001-1 Riverside CDIAC Number: 2001-1746 Limited tax obligation bond Multiple capital improvements, public works Bluestone Communities/Murrieta Highlands IA A & B	NR	Neg	(BC) Harper & Burns (FA) Urban Futures (TR) Union Bank of CA (UW) US Bancorp Piper	09-01-31 Comb	6.145 NIC

### A. DRAW ON RESERVE/DEFAULT REPORTED

### B. CONTACT INFORMATION

<u>Reported Date</u>	<u>Event Date</u>	<u>Type of Event</u>	<u>Amount(\$) Withdrawn</u>	<u>Organization</u>	<u>Contact Person</u>	<u>Phone Number</u>
11-27-06	09-01-06	Draw on Reserve	48,321	MuniFinancial Services Inc	Dave Onate	(800) 755-6864

### C. MISCELLANEOUS

Draw on Reserve Fund due to delinquencies in the District. The City and the City's Special Tax Administrator will continue to monitor delinquencies. As of December 6, 2006, the delinquency rate has dropped to 4.49%.



## 2007 MELLO-ROOS DRAW ON RESERVE/DEFAULT REPORT

<u>Date</u>	<u>Amount(\$)</u>	<u>Issuing Entity, County, Type of Debt, Purpose</u>	<u>Rating(s) Enhancmt</u>	<u>Type of Sale</u>	<u>Role, Participant</u>	<u>Maturity Date/ Type</u>	<u>Interest Rate/ Type</u>
07-15-03	\$2,050,000	Murrieta CFD No 2001-1 Riverside CDIAC Number: 2003-1226 Limited tax obligation bond Multiple capital improvements, public works Bluestone Communities/Murrieta Highlands IA A & IA B Ser A & B	NR	Neg	(BC) Harper & Burns (FA) Urban Futures (TR) Union Bank of CA (UW) US Bancorp Piper	09-01-31 Comb	6.018 NIC

### A. DRAW ON RESERVE/DEFAULT REPORTED

### B. CONTACT INFORMATION

<u>Reported Date</u>	<u>Event Date</u>	<u>Type of Event</u>	<u>Amount(\$) Withdrawn</u>	<u>Organization</u>	<u>Contact Person</u>	<u>Phone Number</u>
11-27-06	09-01-06	Draw on Reserve	48,321	MuniFinancial Services Inc	Dave Onate	(800) 755-6864

### C. MISCELLANEOUS





## 2007 MELLO-ROOS DRAW ON RESERVE/DEFAULT REPORT

<u>Date</u>	<u>Amount(\$)</u>	<u>Issuing Entity, County, Type of Debt, Purpose</u>	<u>Rating(s) Enhancmt</u>	<u>Type of Sale</u>	<u>Role, Participant</u>	<u>Maturity Date/ Type</u>	<u>Interest Rate/ Type</u>
04-07-04	\$4,000,000	Murrieta CFD No 2003-4 Riverside CDIAC Number: 2003-1785 Limited tax obligation bond Multiple capital improvements, public works Bluestone/Mapleton	NR	Neg	(BC) Harper & Burns (FA) Urban Futures (TR) Union Bank of CA (UW) Piper Jaffray & Co	09-01-34 Comb	5.491 NIC

### A. DRAW ON RESERVE/DEFAULT REPORTED

<u>Reported Date</u>	<u>Event Date</u>	<u>Type of Event</u>	<u>Amount(\$) Withdrawn</u>
03-06-06	02-28-06	Draw on Reserve	50,262

### B. CONTACT INFORMATION

<u>Organization</u>	<u>Contact Person</u>	<u>Phone Number</u>
MuniFinancial Services Inc	Dave Onate	(800) 755-6864

### C. MISCELLANEOUS

Delinquencies are due to the timing of transfer of ownership from the Developer to the individual homeowners. City and City's Special Tax Administrator will continue to monitor delinquencies.



## 2007 MELLO-ROOS DRAW ON RESERVE/DEFAULT REPORT

<u>Date</u>	<u>Amount(\$)</u>	<u>Issuing Entity, County, Type of Debt, Purpose</u>	<u>Rating(s) Enhancmt</u>	<u>Type of Sale</u>	<u>Role, Participant</u>	<u>Maturity Date/ Type</u>	<u>Interest Rate/ Type</u>
02-27-02	\$16,890,000	Perris CFD No 2001-2 Riverside CDIAC Number: 2002-0021 Limited tax obligation bond Multiple capital improvements, public works Villages of Avalon Series A Refunding	NR	Neg	(BC) Burke Williams (FA) Rod Gunn (TR) Wells Fargo Bank (UW) O'Connor SWS Securities	09-01-32 Comb	6.502 NIC

### A. DRAW ON RESERVE/DEFAULT REPORTED

<u>Reported Date</u>	<u>Event Date</u>	<u>Type of Event</u>	<u>Amount(\$) Withdrawn</u>
03-09-05	03-01-05	Draw on Reserve	12,203

### B. CONTACT INFORMATION

<u>Organization</u>	<u>Contact Person</u>	<u>Phone Number</u>
MuniFinancial Services Inc	Josephine Perez	(909) 699-3990

### C. MISCELLANEOUS

The draw was due to delinquencies in the District. Delinquencies are due to the timing of transfer of ownership from the Developer to the individual homeowners. City & City Special Tax Administrator will continue to monitor and collect delinquencies.



## 2007 MELLO-ROOS DRAW ON RESERVE/DEFAULT REPORT

<u>Date</u>	<u>Amount(\$)</u>	<u>Issuing Entity, County, Type of Debt, Purpose</u>	<u>Rating(s) Enhancmt</u>	<u>Type of Sale</u>	<u>Role, Participant</u>	<u>Maturity Date/ Type</u>	<u>Interest Rate/ Type</u>
07-15-03	\$3,060,000	Perris CFD No 2003-1 Riverside CDIAC Number: 2003-1338 Limited tax obligation bond Multiple capital improvements, public works Chaparral Ridge Series A	NR	Neg	(BC) Aleshire & Wynder (FA) Rod Gunn (TR) Wells Fargo Bank (UW) O'Connor SW Securities	09-01-33 Comb	6.571 TIC

### A. DRAW ON RESERVE/DEFAULT REPORTED

<u>Reported Date</u>	<u>Event Date</u>	<u>Type of Event</u>	<u>Amount(\$) Withdrawn</u>
03-09-05	03-01-05	Draw on Reserve	3,702

### B. CONTACT INFORMATION

<u>Organization</u>	<u>Contact Person</u>	<u>Phone Number</u>
MuniFinancial Services Inc	Josephine Perez	(909) 699-3990

### C. MISCELLANEOUS

The draw was due to delinquencies in the District. Delinquencies are due to the timing of transfer of ownership from the Developer to the individual homeowners. City & City Special Tax Administrator will continue to monitor and collect delinquencies.



## 2007 MELLO-ROOS DRAW ON RESERVE/DEFAULT REPORT

<u>Date</u>	<u>Amount(\$)</u>	<u>Issuing Entity, County, Type of Debt, Purpose</u>	<u>Rating(s) Enhancmt</u>	<u>Type of Sale</u>	<u>Role, Participant</u>	<u>Maturity Date/ Type</u>	<u>Interest Rate/ Type</u>
06-06-90	\$24,000,000	Riverside County CFD No 88-8 Riverside CDIAC Number: 1990-0065 Limited tax obligation bond Multiple capital improvements, public works A St North	NR	Neg	(BC) Bowie Arneson (FA) Fieldman Rolapp (UW) Bancroft Garcia	Comb	7.735 TIC

### A. DRAW ON RESERVE/DEFAULT REPORTED

<u>Reported Date</u>	<u>Event Date</u>	<u>Type of Event</u>	<u>Amount(\$) Withdrawn</u>
11-02-01	09-01-01	Default	
03-14-02	03-01-02	Default	403,803
11-13-03	09-01-03	Default	
11-17-03	03-01-03	Default	
04-23-04	03-01-04	Default	
09-30-04	09-01-04	Default	

### B. CONTACT INFORMATION

<u>Organization</u>	<u>Contact Person</u>	<u>Phone Number</u>
Riverside County	Rhonda King	(909) 275-1186
Riverside County	Rhonda King	(909) 275-1186
Riverside County	Rhonda King	(909) 275-1186
Riverside County	Rhonda King	(909) 275-1186
Riverside County	Rhonda King	(909) 275-1186
Riverside County	Dean Deines	(951) 955-1127

### C. MISCELLANEOUS

There was a non-payment of \$356,792.50 for interest due, and there was an aggregate non-payment of \$6,210,000 for principal due through September 1, 2004.



## 2007 MELLO-ROOS DRAW ON RESERVE/DEFAULT REPORT

<u>Date</u>	<u>Amount(\$)</u>	<u>Issuing Entity, County, Type of Debt, Purpose</u>	<u>Rating(s) Enhancmt</u>	<u>Type of Sale</u>	<u>Role, Participant</u>	<u>Maturity Date/ Type</u>	<u>Interest Rate/ Type</u>
01-23-92	\$4,825,000	Riverside County CFD No 89-4 Riverside CDIAC Number: 1991-1518 Limited tax obligation bond Multiple capital improvements, public works Walsh Medical Arts Ctr	NR	Neg	(BC) Buchalter Nemer (FA) Fieldman Rolapp (UW) Stone & Youngberg	Comb	8.707 NIC

### A. DRAW ON RESERVE/DEFAULT REPORTED

<u>Reported Date</u>	<u>Event Date</u>	<u>Type of Event</u>	<u>Amount(\$) Withdrawn</u>
11-02-01	09-01-01	Default	
03-14-02	03-01-02	Default	186,640

### B. CONTACT INFORMATION

<u>Organization</u>	<u>Contact Person</u>	<u>Phone Number</u>
Riverside County	Rhonda King	(909) 275-1186
Riverside County	Rhonda King	(909) 275-1186

### C. MISCELLANEOUS

There was a non-payment of interest in the amount of \$186,640.



## 2007 MELLO-ROOS DRAW ON RESERVE/DEFAULT REPORT

<u>Date</u>	<u>Amount(\$)</u>	<u>Issuing Entity, County, Type of Debt, Purpose</u>	<u>Rating(s) Enhancmt</u>	<u>Type of Sale</u>	<u>Role, Participant</u>	<u>Maturity Date/ Type</u>	<u>Interest Rate/ Type</u>
03-27-91	\$46,240,000	Fontana CFD No 90-3 San Bernardino CDIAC Number: 1990-1235 Limited tax obligation bond Multiple capital improvements, public works Empire Ctr	NR	Neg	(BC) Brown Harper Burns (UW) Sutro & Co	Comb	8.503 NIC

### A. DRAW ON RESERVE/DEFAULT REPORTED

<u>Reported Date</u>	<u>Event Date</u>	<u>Type of Event</u>	<u>Amount(\$) Withdrawn</u>
10-18-01	10-01-01	Default	1,721,652
04-15-02	04-01-02	Default	
10-10-02	10-01-02	Default	1,694,334
04-08-03	04-01-03	Default	1,042,101
10-17-03	10-01-03	Default	1,668,191
04-19-04	04-01-04	Default	

### B. CONTACT INFORMATION

<u>Organization</u>	<u>Contact Person</u>	<u>Phone Number</u>
Fontana	Lisa Strong	(909) 350-7671
Fontana	Lisa Strong	(909) 350-7671
Fontana	Lisa Strong	(909) 350-7671
Fontana	Lisa Strong	(909) 350-7671
Fontana	Lisa Strong	(909) 350-7671
Fontana	Lisa Strong	(909) 350-7671

### C. MISCELLANEOUS

Payment default on interest in the amount of \$1 668,190.72, and on principal in the amount of \$985,000.



## 2007 MELLO-ROOS DRAW ON RESERVE/DEFAULT REPORT

<u>Date</u>	<u>Amount(\$)</u>	<u>Issuing Entity, County, Type of Debt, Purpose</u>	<u>Rating(s) Enhancmt</u>	<u>Type of Sale</u>	<u>Role, Participant</u>	<u>Maturity Date/ Type</u>	<u>Interest Rate/ Type</u>
05-30-91	\$20,575,000	Victorville CFD No 90-1 San Bernardino CDIAC Number: 1990-0933 Limited tax obligation bond Multiple capital improvements, public works Western Addition	NR	Neg	(BC) Orrick Herrington (UW) Stone & Youngberg	Comb	8.184 NIC

### A. DRAW ON RESERVE/DEFAULT REPORTED

<u>Reported Date</u>	<u>Event Date</u>	<u>Type of Event</u>	<u>Amount(\$) Withdrawn</u>
08-27-02	09-01-02	Draw on Reserve	110,000

### B. CONTACT INFORMATION

<u>Organization</u>	<u>Contact Person</u>	<u>Phone Number</u>
Victorville	Adair Most	(760) 955-5060

### C. MISCELLANEOUS



## 2007 MELLO-ROOS DRAW ON RESERVE/DEFAULT REPORT

<u>Date</u>	<u>Amount(\$)</u>	<u>Issuing Entity, County, Type of Debt, Purpose</u>	<u>Rating(s) Enhancmt</u>	<u>Type of Sale</u>	<u>Role, Participant</u>	<u>Maturity Date/ Type</u>	<u>Interest Rate/ Type</u>
01-17-02	\$3,865,000	West Patterson Financing Authority CFD No 2001-1 Stanislaus CDIAC Number: 2001-2061 Limited tax obligation bond Multiple capital improvements, public works	NR	Neg	(BC) Quint & Thimmig (TR) BNY Western Trust (UW) Wulff Hansen & Co	09-01-35 Comb	6.739 NIC

### A. DRAW ON RESERVE/DEFAULT REPORTED

<u>Reported Date</u>	<u>Event Date</u>	<u>Type of Event</u>	<u>Amount(\$) Withdrawn</u>
06-14-07	03-01-05	Draw on Reserve	320,789
06-14-07	03-01-07	Draw on Reserve	9,100

### B. CONTACT INFORMATION

<u>Organization</u>	<u>Contact Person</u>	<u>Phone Number</u>
Goodwin Consulting Group	Eric Frederick	(916) 561-0890
Goodwin Consulting Group	Eric Frederick	(916) 561-0890

### C. MISCELLANEOUS





## 2007 MELLO-ROOS DRAW ON RESERVE/DEFAULT REPORT

<u>Date</u>	<u>Amount(\$)</u>	<u>Issuing Entity, County, Type of Debt, Purpose</u>	<u>Rating(s) Enhancmt</u>	<u>Type of Sale</u>	<u>Role, Participant</u>	<u>Maturity Date/ Type</u>	<u>Interest Rate/ Type</u>
01-21-03	\$11,100,000	West Patterson Financing Authority CFD No 2001-1 Stanislaus CDIAC Number: 2003-0170 Limited tax obligation bond Multiple capital improvements, public works	NR	Neg	(BC) Quint & Thimmig (TR) BNY Western Trust (UW) Wulff Hansen & Co	09-01-36 Comb	6.828 TIC

### A. DRAW ON RESERVE/DEFAULT REPORTED

<u>Reported Date</u>	<u>Event Date</u>	<u>Type of Event</u>	<u>Amount(\$) Withdrawn</u>
06-14-07	03-01-05	Draw on Reserve	320,789
06-14-07	03-01-07	Draw on Reserve	9,100

### B. CONTACT INFORMATION

<u>Organization</u>	<u>Contact Person</u>	<u>Phone Number</u>
Goodwin Consulting Group	Eric Frederick	(916) 561-0890
Goodwin Consulting Group	Eric Frederick	(916) 561-0890

### C. MISCELLANEOUS



## 2007 MELLO-ROOS DRAW ON RESERVE/DEFAULT REPORT

<u>Date</u>	<u>Amount(\$)</u>	<u>Issuing Entity, County, Type of Debt, Purpose</u>	<u>Rating(s) Enhancmt</u>	<u>Type of Sale</u>	<u>Role, Participant</u>	<u>Maturity Date/ Type</u>	<u>Interest Rate/ Type</u>
08-27-03	\$15,040,000	West Patterson Financing Authority CFD No 2001-1 Stanislaus CDIAC Number: 2003-1591 Limited tax obligation bond Multiple capital improvements, public works	NR	Neg	(BC) Quint & Thimmig (TR) BNY Western Trust (UW) Wulff Hansen & Co	09-01-38 Comb	7.026 TIC

### A. DRAW ON RESERVE/DEFAULT REPORTED

<u>Reported Date</u>	<u>Event Date</u>	<u>Type of Event</u>	<u>Amount(\$) Withdrawn</u>
06-14-07	03-01-05	Draw on Reserve	320,789
06-14-07	03-01-07	Draw on Reserve	9,100

### B. CONTACT INFORMATION

<u>Organization</u>	<u>Contact Person</u>	<u>Phone Number</u>
Goodwin Consulting Group	Eric Frederick	(916) 561-0890
Goodwin Consulting Group	Eric Frederick	(916) 561-0890

### C. MISCELLANEOUS



## 2007 MELLO-ROOS DRAW ON RESERVE/DEFAULT REPORT

<u>Date</u>	<u>Amount(\$)</u>	<u>Issuing Entity, County, Type of Debt, Purpose</u>	<u>Rating(s) Enhancmt</u>	<u>Type of Sale</u>	<u>Role, Participant</u>	<u>Maturity Date/ Type</u>	<u>Interest Rate/ Type</u>
02-24-04	\$19,100,000	West Patterson Financing Authority CFD No 2001-1 Stanislaus CDIAC Number: 2004-0020 Limited tax obligation bond Multiple capital improvements, public works Walker Ranch I & II/Creekside Meadows/Shire Place/Patterson Gardens/Wilding Ranch	NR	Neg	(BC) Quint & Thimmig (TR) BNY Western Trust (UW) Wulff Hansen & Co	09-01-39 Comb	6.33 TIC

### A. DRAW ON RESERVE/DEFAULT REPORTED

<u>Reported Date</u>	<u>Event Date</u>	<u>Type of Event</u>	<u>Amount(\$) Withdrawn</u>
06-14-07	03-01-05	Draw on Reserve	320,789
06-14-07	03-01-07	Draw on Reserve	9,100

### B. CONTACT INFORMATION

<u>Organization</u>	<u>Contact Person</u>	<u>Phone Number</u>
Goodwin Consulting Group	Eric Frederick	(916) 561-0890
Goodwin Consulting Group	Eric Frederick	(916) 561-0890

### C. MISCELLANEOUS



## 2007 MELLO-ROOS DRAW ON RESERVE/DEFAULT REPORT

<u>Date</u>	<u>Amount(\$)</u>	<u>Issuing Entity, County, Type of Debt, Purpose</u>	<u>Rating(s) Enhancmt</u>	<u>Type of Sale</u>	<u>Role, Participant</u>	<u>Maturity Date/ Type</u>	<u>Interest Rate/ Type</u>
10-08-04	\$19,890,000	West Patterson Financing Authority CFD No 2001-1 Stanislaus CDIAC Number: 2004-1595 Limited tax obligation bond Flood control, storm drainage Walker Ranch I & II/Creekside/Shire Pl/Patterson Gardens/Wilding Ranch	NR	Neg	(BC) Quint & Thimmig (TR) BNY Western Trust (UW) Wulff Hansen & Co	09-01-39 Comb	6.006 NIC

### A. DRAW ON RESERVE/DEFAULT REPORTED

<u>Reported Date</u>	<u>Event Date</u>	<u>Type of Event</u>	<u>Amount(\$) Withdrawn</u>
06-14-07	03-01-05	Draw on Reserve	320,789
06-14-07	03-01-07	Draw on Reserve	9,100

### B. CONTACT INFORMATION

<u>Organization</u>	<u>Contact Person</u>	<u>Phone Number</u>
Goodwin Consulting Group	Eric Frederick	(916) 561-0890
Goodwin Consulting Group	Eric Frederick	(916) 561-0890

### C. MISCELLANEOUS



## 2007 MELLO-ROOS DRAW ON RESERVE/DEFAULT REPORT

<u>Date</u>	<u>Amount(\$)</u>	<u>Issuing Entity, County, Type of Debt, Purpose</u>	<u>Rating(s) Enhancmt</u>	<u>Type of Sale</u>	<u>Role, Participant</u>	<u>Maturity Date/ Type</u>	<u>Interest Rate/ Type</u>
09-15-05	\$4,100,000	West Patterson Financing Authority CFD No 2001-1 Stanislaus CDIAC Number: 2005-1615 Bond anticipation note Multiple capital improvements, public works Walker Ranch I & II, Creekside Meadows, Shire Pl, Patterson Gardens & Wilding Ranch	NR	Neg	(BC) Quint & Thimmig (TR) The Bank of NY Trust Co (UW) Wulff Hansen & Co	08-01-07 Term	5.16 TIC

### A. DRAW ON RESERVE/DEFAULT REPORTED

<u>Reported Date</u>	<u>Event Date</u>	<u>Type of Event</u>	<u>Amount(\$) Withdrawn</u>
06-14-07	03-01-05	Draw on Reserve	320,789
06-14-07	03-01-07	Draw on Reserve	9,100

### B. CONTACT INFORMATION

<u>Organization</u>	<u>Contact Person</u>	<u>Phone Number</u>
Goodwin Consulting Group	Eric Frederick	(916) 561-0890
Goodwin Consulting Group	Eric Frederick	(916) 561-0890

### C. MISCELLANEOUS



## 2007 MELLO-ROOS DRAW ON RESERVE/DEFAULT REPORT

<u>Date</u>	<u>Amount(\$)</u>	<u>Issuing Entity, County, Type of Debt, Purpose</u>	<u>Rating(s) Enhancmt</u>	<u>Type of Sale</u>	<u>Role, Participant</u>	<u>Maturity Date/ Type</u>	<u>Interest Rate/ Type</u>
11-01-90	\$2,075,000	Wheatland CFD No 1 Yuba CDIAC Number: 1990-1031 Limited tax obligation bond Multiple capital improvements, public works	NR	Neg	(BC) Orrick Herrington (UW) First CA Regnl Sec	Comb	8.753 NIC

### A. DRAW ON RESERVE/DEFAULT REPORTED

<u>Reported Date</u>	<u>Event Date</u>	<u>Type of Event</u>	<u>Amount(\$) Withdrawn</u>
12-10-01	11-01-01	Default	
11-13-03	09-01-02	Default	
11-13-03	11-01-03	Default	

### B. CONTACT INFORMATION

<u>Organization</u>	<u>Contact Person</u>	<u>Phone Number</u>
Wheatland	Richard Shanahan	(916) 446-4254
Wheatland	Richard Shanahan	(916) 446-4254
Wheatland	Richard Shanahan	(916) 446-4254

### C. MISCELLANEOUS

Although the City has not made regular principal and interest payments since its initial November 1 1996 default, it has made some partial payments since 1997. The November 2003 payment of \$705,000 repaid past-due interest and some principal.

U.S. Bank, the fiscal agent for the bonds, recently informed the City that it holds approximately \$708,000 in the special tax fund. The City therefore authorized a distribution to bondholders in the amount of approximately \$705,000, which was paid on or about October 28, 2003, to bondholders of record on October 15, 2003. The distributed funds are to pay all delinquent interest on the bonds, current interest due on November 1, 2003, principal of the delinquent bond maturities dated November 1, 1996, through November 1, 2000, and \$45,000 of the principal of the bonds maturing on November 1, 2010 (with the 2010 maturity bonds paid to be selected by lot by the Fiscal Agent). If special tax payments by CFD No. 1 property owners continue in subsequent years without substantial new delinquencies, then the City should be able to make more regular bondholder distributions in the future.

This report is based on unaudited information reported to the California Debt and Investment Advisory Commission pursuant to Government Code Section 6599.1(c) and on the Report of Final Sale from sources considered to be reliable. The Commission is not liable for inadvertent errors or omissions that are reported as part of these reports.

**APPENDIX C**  
**ABBREVIATIONS**

## **ABBREVIATIONS**

The final appendix of the report contains a listing of abbreviations used throughout.



## ABBREVIATIONS

ABAG	Association of Bay Area Governments	Fin	Finance	SD/San Dist	Sanitary/Sanitation District
AD	Assessment District	FSA	Financial Security Assurance	SD/UnSD	School District/Union School District
Admin	Administration	GOBs	General Obligation Bonds	Sec	Securities
Agy	Agency	Govt	Government	Ser	Series
Apts	Apartments	HA	Housing Authority	SFH	Single Family Housing
Aprt	Airport	HS/HSD	High School/District	Spec	Special
Assoc	Association	Hsg	Housing	Sr	Senior
Ave	Avenue	Hwy	Highway	SFI	Sanitation Facility Improvements
Bch	Beach	IA	Improvement Area	Sq	Square
Bd	Board	ID/Imp	Improvement District/Improvement	St	Street
Bk	Bank	Inc	Incorporated	SPTR	Special Tax Revenue
Bldg	Building	Indus/ID	Industrial Development	Sub	Subordinate
Blvd	Boulevard	Ins	Insurance	TD	Transit District
Bus	Business	Intl	International	TRANs	Tax and Revenue Anticipation Notes
CABs	Capital Appreciation Bonds	IRD	Irrigation District	USD	Unified School District
CCD	Community College District	JPA/Jt	Joint Powers Authority/Joint	UC/Univ	University of California/University
CDB	California Development Bank	Jr	Junior	UD	Utility District
CFD	Community Facilities District	LID	Local Improvement District	UnESD	Union Elementary School
CH	Courthouse	Ltd	Limited	UnHSD	Union High School District
CIBs	Current Interest Bonds	MBIA	Municipal Insurance Corp	Util	Utility/Utilities
Co	Company/County	Mfg	Manufacture/Manufacturing	Vly	Valley
Comm	Community	MFH	Multifamily Housing	VRD	Variable Rate Demand
COPs	Certificates of Participation	Mkt	Market	W	West
Corp	Corporation	Mtg	Mortgage	WD/WA	Water District/Agency
CSA	Community Service Area	N	North	Wtr	Water
CSCDA	California Statewide Community Development Authority	Natl	National		
CSD	Community Services District	No	Number		
Ct/Ctr	Court/Center	Oblig	Obligation		
Cty	City	Pk/Pkwy	Park/Parkway		
Dev	Development	Pt	Point		
Dist	District	Pub	Public		
Dr	Drive	PUD	Public Utility District		
E	East	RBs	Revenue Bonds		
Ed	Education	Rd	Road		
Equip	Equipment	RDA	Redevelopment		
ES/ESD	Elementary School/District	ReAD	ReAssessment District		
FA	Financing Authority	Rec	Recreation		
Fac	Facilities	Redev/RD	Redevelopment		
FGIC	Financial Guaranty Insurance Company	Reg	Regional		
		Rehab	Rehabilitation		
		S	South		

CALIFORNIA DEBT AND INVESTMENT ADVISORY COMMISSION

915 Capitol Mall, Room 400

Sacramento, CA 95814

Phone: (916) 653-3269

Fax: (916) 654-7440

E-mail: [cdiac@treasurer.ca.gov](mailto:cdiac@treasurer.ca.gov)

Website: [www.treasurer.ca.gov/cdiac](http://www.treasurer.ca.gov/cdiac)