



CALIFORNIA DEBT ADVISORY COMMISSION

1991

SUMMARY OF

CALIFORNIA PUBLIC DEBT

KATHLEEN BROWN

State Treasurer and Chair

1991 SUMMARY OF CALIFORNIA PUBLIC DEBT

CALIFORNIA DEBT ADVISORY COMMISSION
915 Capitol Mall, Room 400
P.O. Box 942809
Sacramento, CA 94209-0001
(916) 653-3269

CALIFORNIA DEBT ADVISORY COMMISSION

The California Debt Advisory Commission is the state's clearinghouse for public debt issuance information. The Commission was created by the California Legislature in 1981 to assist state and local government agencies with the monitoring, issuance, and management of public debt.

The California Debt Advisory Commission members include:

Kathleen Brown
California State Treasurer
and Chair

Pete Wilson
Governor

or

Thomas W. Hayes
Director
Department of Finance

Gray Davis
State Controller

Robert G. Beverly
State Senator

Lucy Killea
State Senator

Jim Costa
State Assemblyman

Patrick J. Nolan
State Assemblyman

Donald W. Merz
Treasurer-Tax Collector
Sonoma County

Mary E. Turner
Treasurer
City of Anaheim

Additional information concerning this report or the program of the California Debt Advisory Commission may be obtained by contacting:

Steve Juarez
Executive Director
California Debt Advisory Commission
(916) 653-3269

ACKNOWLEDGMENT

The California Debt Advisory Commission gathers, compiles, and disseminates information on California public debt.

The California Debt Advisory Commission wishes to thank those public agencies which make the timely publication of information possible by promptly filing their reports pursuant to Section 8855(g) of the California Government Code.

So that public debt information may continue to be provided in a useful manner, the Commission would be pleased to receive any comments or reactions to this report.

The principal author of the text of this report was Berma Williams. Other staff members who contributed to the report include Eileen Park, Martha Riley, and Mary Scharosch.

CONTENTS

Introduction	1
Summary	1
State of California Issuance	3
Local Issuance	4
Student Loan Corporation Issuance	5
Taxable Debt Financings	5
Refundings	6
Competitive Versus Negotiated Financing	6
Debt by County of Origin	7
Financing Techniques of Interest	7
Appendix Tables	A-1
Notes	A-254
Abbreviations	A-255

TABLES AND CHARTS

Chart 1:	California Public Debt Issuance By Type, 1991	2
Chart 2:	California Public Debt Issuance By Purpose, 1991	2
Table 1:	State of California Types of Debt Financing, 1990 and 1991	3
Table 2:	State of California Purposes of Debt Financing, 1990 and 1991	4
Table 3:	Local Agency Types of Debt Financing, 1990 and 1991	5
Table 4:	Local Agency Purposes of Debt Financing, 1990 and 1991	5
Table 5:	State and Local Taxable Financings, 1991	6
Chart 3:	Statewide Debt Issuance Competitive vs Negotiated, 1985 Through 1991	6
Chart 4:	Mello-Roos Issuance, 1983 Through 1991 by Purpose.....	7

APPENDIX TABLES

Table A-1:	Overview of 1991 Public Debt Financings by Type of Issuer	A-1
Table A-2:	Summary of 1991 Public Debt Financings by Type of Issuer and Type of Debt Instrument	A-2
Table A-3:	Summary of 1991 Public Debt Financings by Type of Issuer and Purpose of Financing.....	A-4
Table A-4:	Summary of Taxable 1991 Public Debt Financing.....	A-6
Table A-5:	Summary of 1991 Public Debt Financings Which Refund Existing Indebtedness.....	A-9
Table A-6:	Overview of 1991 Debt Financings by State Issuers	A-19
Table A-7:	Summary of 1991 State Debt Financings by Type of Debt Instrument.....	A-20
Table A-8:	Summary of 1991 State Debt Financings by Purpose of the Financing	A-22
Table A-9:	Overview of 1991 Debt Financings by Local Issuers	A-24
Table A-10:	Summary of 1991 Local Debt Financings by Type of Debt Instrument.....	A-62
Table A-11:	Summary of 1991 Local Debt Financings by Purpose of the Financing	A-138
Table A-12:	Summary of 1991 Local Debt Financings for Capital Improvements and Public Works.....	A-214
Table A-13:	Summary of 1991 Public Debt Financings Mello-Roos Community Facilities Districts	A-244
Table A-14:	Summary of 1991 Student Loan Corporation Debt Financings by Type and Purpose	A-248
Table A-15:	California Public Debt Issuance by Type, 1991	A-249
Table A-16:	California Public Debt Issuance by Purpose, 1991.....	A-250
Table A-17:	California Public Debt Issuance by County of Origin, 1991.....	A-252

1991 SUMMARY OF CALIFORNIA PUBLIC DEBT

INTRODUCTION

This is a summary of information furnished to the California Debt Advisory Commission under the provisions of Section 8855(g) of the California Government Code regarding debt issued by state and local agencies and nonprofit student loan corporations. Data includes information for issuances from January 1 through December 31, 1991, reported to the Commission by February 15, 1992. The data is not audited by the Commission.

The appendix tables summarize public debt issuance by type of debt instrument (e.g., general obligation bonds, certificates of participation, notes, etc.); use of proceeds (e.g., single-family housing, education, health care, etc.); taxable financings; financings for the purpose of refunding existing indebtedness; and types of issuing agencies (e.g., cities, counties). As a clarifying note, all percentage comparisons in the report are based on the actual figures, not the rounded version thereof.

Appendix tables begin on page A-1. Summary tables, *California 1991 Public Debt Issuance by Type*, *California Public Debt Issuance by Purpose*, and *California Public Debt by County of Origin* are included in the appendix on pages A-249, A-250, and A-252, respectively. These tables are published regularly in the California Debt Advisory Commission's monthly newsletter, **DEBT LINE**.

The Commission's *1991 ANNUAL REPORT and CALENDAR OF DEBT ISSUANCE* are published as companion volumes to this report. The *ANNUAL REPORT* provides a review of the Commission activities for 1991 and the *CALENDAR* is a compilation of each debt issue reported sold in 1991. The *CALENDAR* is organized by issuer and, as such, presents the year's history of each agency's debt issuance activity.

SUMMARY

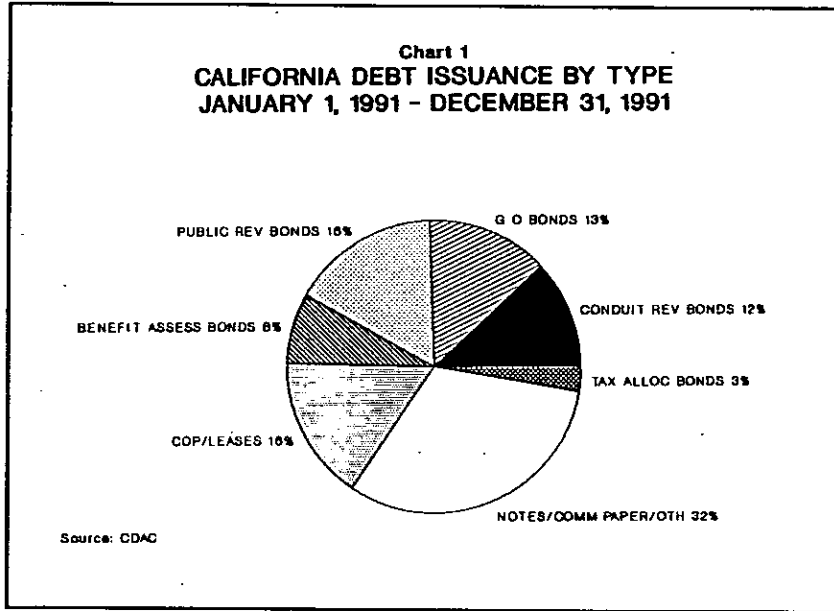
State and local agencies in California issued a record high of \$34.8 billion in debt in 1991, reflecting a 43 percent increase from the \$24.1 billion issued in 1990.

This was the highest level of public debt issued in California since 1985, when \$32.9 billion in debt was sold just prior to the enactment of the federal Tax Reform Act of 1986. This is the fifth straight year that the total debt issuance has increased. State and local governments took advantage of the low interest rates available through most of 1991 to fund needed infrastructure or to refund prior debt issues with higher coupon rates.

All types of debt reported increases over the prior year. Bonds totaling \$18.2 billion accounted for 52.3 percent of the total volume of debt sold in 1991. Public revenue bonds (which includes

lease, enterprise and other revenue bonds) experienced a significant surge in popularity with issuance of \$5.7 billion, up 93 percent from \$2.9 billion sold in 1990. Statewide general obligation bond issuance grew 28 percent, from \$3.6 billion sold in 1990 to \$4.6 billion in 1991. That increase was due primarily to the sale of an additional \$1 billion of State of California general obligation bonds in 1991. Certificates of participation and leases showed an increase of 79 percent from 1990 to 1991, with the bulk of the increase occurring at the local level.

Statewide issuance of notes totalled \$11.1 billion in 1991, up 26 percent over the \$8.8 billion issued in 1990. California debt issuance by type is displayed in Chart 1.

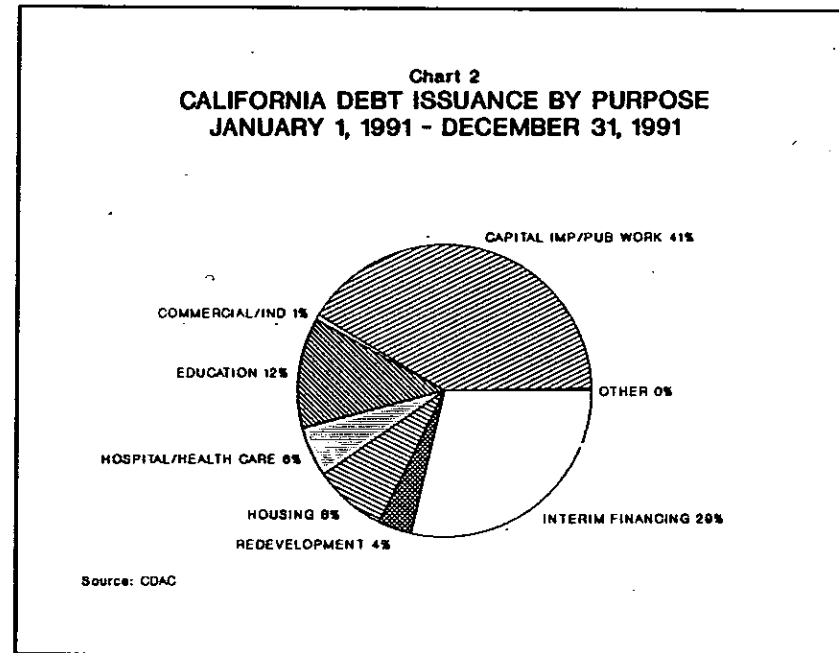


Debt issued for capital improvements/public works projects and interim financing accounted for the largest volume of statewide issuance by *purpose*. Debt figures indicate 41 percent (\$14.3 billion) was for capital improvement projects, with

interim financing accounting for 29 percent (almost \$10 billion) of the statewide purpose totals.

Statewide debt issuance for education has risen steadily since 1987. Financings for education accounted for 12 percent (\$4.3 billion) of total debt in 1991, a 34 percent increase from 1990.

Statewide debt issued for commercial and industrial development purposes increased 80 percent in 1991, \$175 million as compared to \$97 million in 1990. Other issuances in the purposes category included \$2.8 billion for housing; \$2 billion for health care; and \$1.3 billion for redevelopment. Financings for "other purposes" totalled \$99 million, a 51.4 percent decrease from 1990. Included in this category are financings for pooled liability or self-insurance and workers' compensation programs. California debt issuance by purpose is shown in Chart 2.



There was 944 California public agencies involved in debt financings in 1991, which included 14 State issuers, 929 local issuers, and 1 student loan corporation. As in the past three years, the State of California (not including State departments, agencies, and finance authorities), accounted for the largest percent of the total volume by issuer--issuing \$9.7 billion (28 percent of financing done in the State). Other categories of issuers which marketed more than ten percent of the 1991 volume of debt were counties accounting for \$4.9 billion (14 percent), and cities \$4 billion (11 percent).

Detailed 1991 debt issuance information by type of issuer is presented in Appendix Tables A-1, A-2, and A-3.

STATE OF CALIFORNIA ISSUANCE

Short-term Notes and G.O. Bonds Dominate Issuance

The State of California and its various departments and financing authorities issued \$14.5 billion, up \$4 billion (39 percent increase) from the \$10.5 billion sold in 1990. Total debt sold at the state level accounted for 42 percent of the statewide volume.

Four revenue anticipation note issues totalling \$5.8 billion represented almost 40 percent of the State's total issuance.

The State's issuance of general obligation bonds totalled \$4 billion in 1991, up 33 percent from the 1990 total. General obligation bonds represented 28 percent of the total State debt.

The State of California issued its first major federally taxable general obligation bond totalling \$602 million. The taxable bonds are comprised of four separate bond issues that were authorized by the voters to finance homeless and housing programs, hazardous substances cleanup, and earthquake and housing replacement projects. In order to comply with the provisions of the bond acts and federal tax law, these bonds were required to be sold as taxable bonds.

Conduit revenue bonds, used primarily to fund hospitals and health care facilities, housing, and private higher education

facilities, amounted to \$2.6 billion (18 percent of the State total). The remaining portion of State issuance was in the form of public enterprise revenue bonds (\$1.1 billion), public lease revenue bonds (\$603 million), and certificates of participation (\$315 million).

Table 1 shows 1991 State debt issuance by type.

Table 1
STATE OF CALIFORNIA
TYPES OF DEBT FINANCING
1990 AND 1991
(Millions \$)

TYPES	1990	1991	% OF CHANGE
BONDS	\$5,380	8,397	+56.1
CERTIFICATES OF PARTICIPATION	0	315	NA
COMMERCIAL PAPER	0	60	NA
FINANCING LEASES	0	0.1	NA
NOTES	5,100	5,750	+12.7
TOTAL	\$10,480	\$14,522	+38.6

Increased Infrastructure Investment

The greatest increase in State issuance was apparent in the capital improvements and public works category, with debt issuance more than doubling between 1990 and 1991 (\$3.4 billion in 1991 as compared to \$1.4 billion in 1990). This rise in issuance relates directly to increased sale of the State general obligation bonds which provide the funds for infrastructure projects, including proceeds for flood control, water, wastewater, prison, and jail facilities.

For the seventh year straight, the State of California issued its largest volume of debt for short-term, cash-flow purposes. The sale of \$5.8 billion of revenue anticipation notes for the State's interim financing and cash-flow needs was up slightly from the \$5.1 billion sold in 1990.

Issuance for single-family and multifamily housing projects, as well as college and university housing, increased by 78 percent in 1991 (\$1.7 billion compared to \$962 million issued in 1990). A significant part of the 1991 housing debt issuance (42 percent) was sold to refund prior bond issues.

Education financing, consisting of both elementary and higher education facilities, grew by 24 percent in 1991 (\$2.6 billion compared to \$2.1 billion in 1990) and also reflects the increased sale of general obligation bonds by the State. Hospitals and health care facility financings rose slightly to \$911 million in 1991, up from \$864 million issued in 1990. Over 32 percent of these bonds, sold by California Health Facilities Financing Authority, were refundings. Of the \$141 million in industrial and commercial development bonds sold, \$98 million were refundings of pollution control bonds sold in the 1980s by the California Pollution Control Financing Authority.

Table 2 shows 1991 State debt issuance by purpose. A detailed summary of state issuers and the purposes and types of debt financing may be found in Appendix Tables A-7 and A-8.

LOCAL ISSUANCE

Record Levels of Debt Issued by Local Agencies

Local agencies sold \$20.1 billion in 1991, 58 percent of the total volume issued statewide. This amount constitutes an increase of 47 percent from the 1990 volume of \$13.7 billion. Even though the ratio of short-term debt to total debt remained about the same (13 percent), the total volume of notes issued by local agencies jumped to \$4.6 billion in 1991, up 41 percent from the 1990 level of \$3.2 billion.

Issuance of certificates of participation and financing leases jumped significantly from \$3.1 billion in 1990 to \$5.2 billion in 1991, an increase of 69 percent for the year. Certificates of participation and leases financings have increased steadily since 1987.

Total issuance of all local bonds rose 40 percent over 1990. Types of debt instruments reporting large increases in usage included, conduit, public enterprise, and other revenue bonds, rising from \$3 billion in 1990 to \$5.1 billion in 1991 (up 69 percent).

Debt issuance for special assessments, public lease bonds, and "other" debt was down 18 percent. Issuances remaining fairly constant in 1991 were tax allocation bonds (\$952 million) and general obligation bonds (\$623 million).

Table 3 presents the types of local debt issuance for 1990 and 1991 and the percentage of change.

Table 2

STATE OF CALIFORNIA
PURPOSES OF DEBT FINANCING
1990 AND 1991
(Million \$)

PURPOSE	1990	1991	% OF CHANGE
INTERIM FINANCE	\$5,100	5,750	+12.7
CAPITAL IMP/PUBLIC WORKS	1,440	3,399	+136.2
COMMERCIAL/INDUSTRIAL DEV	0	141	NA
EDUCATION	2,114	2,611	+23.5
HOSPITAL/HEALTH CARE	864	911	+5.4
HOUSING	963	1,710	+77.6
TOTAL	\$10,480	\$14,522	+38.6

Table 3

**LOCAL AGENCY
TYPES OF DEBT FINANCING
1990 AND 1991
(Million \$)**

PURPOSE	1990	1991	% OF CHANGE
BONDS	\$6,854	\$9,562	+39.5
CERTIFICATES OF PARTICIPATION	3,071	5,165	+68.2
COMMERCIAL PAPER	471	715	+51.8
FINANCING LEASE	16	48	+197.6
NOTES	3,240	4,572	+41.1
OTHER	2	2	-8.5
TOTAL	\$13,654	\$20,063	+46.9

Local Issuance Mirrors State Purposes

Similar to State issuance, local agencies incurred debt primarily for infrastructure and interim financing. Over half of the local debt issuance total was sold to fund capital improvements and public works projects. The \$10.9 billion reported in this category reflected an increase of 61 percent from 1990, when \$6.8 billion was sold for the same purpose. Twenty percent of the total local volume was for cash-flow financings and the \$4.2 billion issued represents a 37 percent increase from the \$3.1 billion sold for this purpose in 1990.

Education financing, consisting of both elementary and higher education facilities, amounted to \$1.4 billion, an increase of 34 percent from the \$1.1 billion sold in 1990. Significant increases were also recorded in redevelopment, housing, hospital, and other purposes totaling \$3.5 billion for the year.

Table 4 presents a comparison of 1990 and 1991 purposes of local agency debt. A detailed summary of local issuers and the types and purpose of debt financings may be found in Appendix Tables A-10 and A-11.

Table 4

**LOCAL AGENCY
PURPOSES OF DEBT FINANCING
1990 AND 1991
(Millions \$)**

PURPOSE	1990	1991	% OF CHANGE
INTERIM FINANCE	\$3,093	4,244	+37.2
CAPITAL IMP/PUBLIC WORKS	6,771	10,876	+60.6
COMMERCIAL/INDUSTRIAL DEV	97	35	-63.9
EDUCATION	1,081	1,445	+33.7
HOSPITAL/HEALTH CARE	518	1,020	+96.9
HOUSING	921	1,076	+16.8
REDEVELOPMENT	969	1,268	+30.9
OTHER	204	99	-51.7
TOTAL	\$13,654	20,063	+46.9

STUDENT LOAN CORPORATION ISSUANCE

Reporting for the first time since 1988, a student loan corporation issued debt in the form of conduit revenue bonds for \$238 million. This issue was sold to refund student loans, and was reported as state taxable. Appendix Table A-14 lists the debt financing for the student loan corporation.

TAXABLE DEBT FINANCINGS

Statewide taxable debt issuance nearly doubled in 1991 to \$1.2 billion, compared to \$401 million issued in 1990. This increase is due to the State of California entering the taxable market to sell \$602 million in general obligation bonds.

Debt issues subject to the alternative minimum tax totaled \$1.2 billion in 1991, as compared to \$1.4 billion in 1990. Under the federal Tax Reform Act of 1986, the interest income from certain debt issues--generally private activity bonds as defined

in the tax code--may be a preference item under alternative minimum tax and is included as taxable income when calculating tax liability.

Table 5 presents an overview of State and local taxable issues. Appendix Table A-4 give a more detailed summary of 1991 taxable issues.

Table 5
1991 STATE AND LOCAL TAXABLE FINANCINGS
(Millions \$)

PURPOSE	TOTAL AMOUNT	% OF TOTAL
HOUSING	\$422	35.6
CAPITAL IMP/PUBLIC WORKS	429	36.2
EDUCATION	253	21.3
REDEVELOPMENT	53	4.5
OTHER	28	2.4
TOTAL	\$1,185	

REFUNDINGS

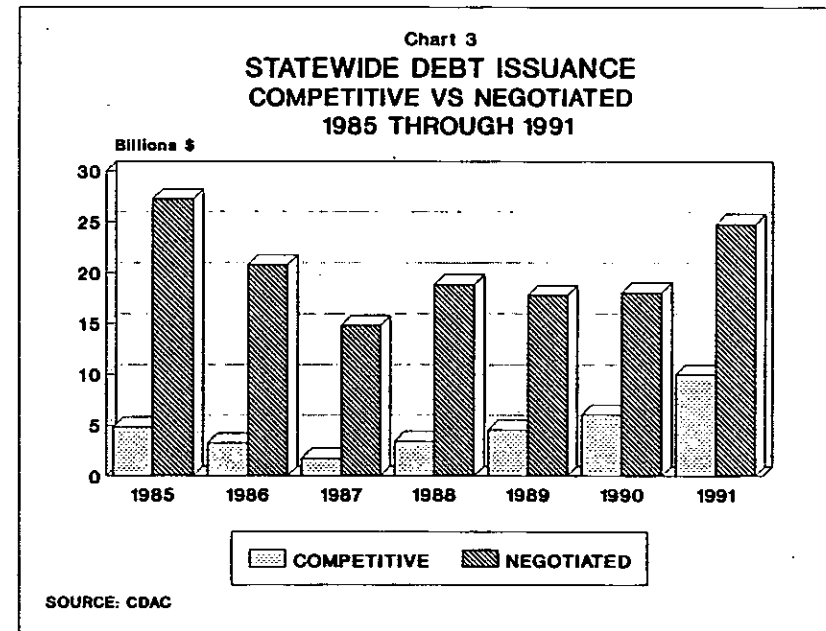
The refunding of prior indebtedness accounted for 16 percent of the total statewide debt issuance for 1991 and amounted to \$5.5 billion. State and local agencies took advantage of the low interest rates available through most of 1991 to refund prior debt issues which had higher coupon rates. Nevertheless, the proportion of refunded debt relative to total debt issued in California was well below the national average of 25 percent. This is primarily due to the large volumes of non-callable general obligations bonds issued in California and the relatively low levels of debt issued by California agencies in the early 1980's when interest rates were extremely high.

State agencies issued \$1.8 billion in refunded issues, which amounted to 12 percent of the total State volume. Seventeen percent of the total local volume was to refund prior issues (\$3.4 billion of a total \$20.1 billion).

Forty-five percent of all housing debt, and 38 percent of redevelopment debt was sold to refund existing indebtedness.

COMPETITIVE VERSUS NEGOTIATED FINANCING

Competitively bid issues totalled \$10 billion for the year (29 percent of the total volume) and negotiated or privately placed offerings amounted to \$24.8 billion (71 percent). The ratios increased slightly in 1991 from the 25 percent competitive and 75 percent negotiated reported in 1990. The State of California's increase in the sale of general obligation bonds accounted for most of the rise in competitively bid issuance. A five-year comparison of competitive vs. negotiated issues is provided in Chart 3.



DEBT BY COUNTY OF ORIGIN

For the past 7 years, public agencies within Los Angeles County have issued the largest amount of debt for any one county. In 1991, agencies in Los Angeles County issued a total of \$6.6 billion (205 issues), which is more than three times the debt issued by any other county in California, and accounted for 19 percent of the total volume issued statewide.

Other counties where total issuances by public agencies within the county topped \$1 billion included: San Diego (\$1.9 billion), Riverside (\$1.4 billion), Orange (\$1.4 billion), and San Bernardino (\$1 billion). Public agencies in 53 of the 58 counties reported issuing debt (exceptions were Inyo, Lassen, Mariposa, Modoc, and Sierra counties).

Debt issued by public agencies operating in *multiple* counties amounted to \$2.1 billion in 1991. This category is comprised of public agencies whose boundaries overlap county lines or agencies in two or more counties, (e.g., certain joint powers agencies, joint unified school districts, and water or irrigation districts).

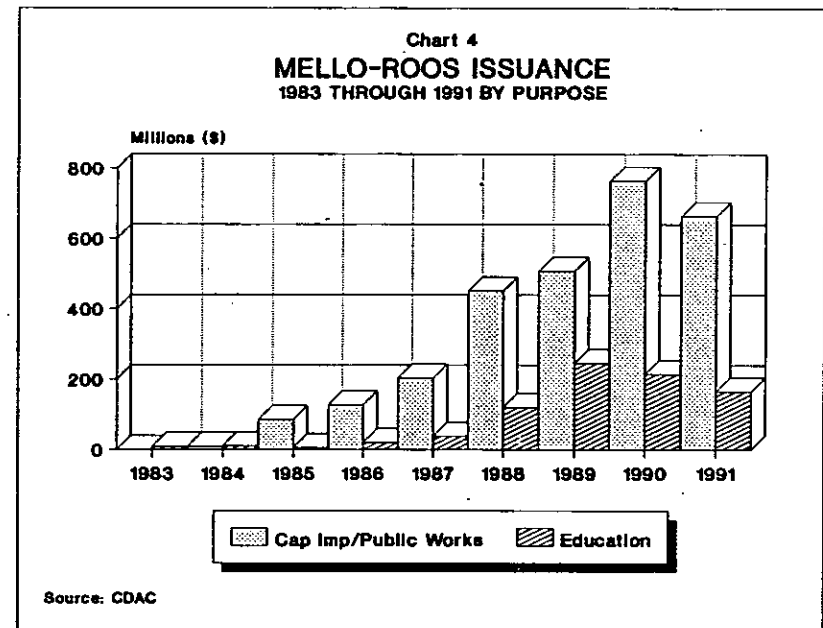
FINANCING TECHNIQUES OF INTEREST

Mello-Roos Bond Sales Declined for First Time

The final debt issuance totals for 1991 indicate that Mello-Roos community facility district (CFD) financings amounted to \$828 million, down 15 percent from the \$977 million of Mello-Roos bonds sold in 1990. The largest volume of Mello-Roos bonds sold in 1991, \$663 million, were for capital improvements and public works projects. This amount represented a decrease of 13 percent from \$764 million sold for this purpose in 1990. Mello-Roos bonds issued for education purposes also declined in 1991, with \$165 million issued this past year versus \$213 million issued in 1990 (23 percent decrease).

A comprehensive review of Mello-Roos financing conducted by the Commission found that a decline in California real estate values and negative publicity surrounding Mello-Roos bonds contributed to the dip in issuance and to higher rates for these bonds during 1991. By the end of the year, yields on Mello-Roos bonds had climbed 50 to 75 basis points.

Chart 4 illustrates the issuance of Mello-Roos bonds since 1983, when the first Mello-Roos bond was issued. A detailed summary of 1991 Mello-Roos issues is presented in Appendix Table A-13.



Special Assessment Bond Issuance at All-time Low

Sold exclusively at the local level, 1991 issuance for special assessment bonds totalled \$486 million a decrease of 16 percent from the amount (\$578 million) sold in 1990. Cities completed 68 percent (\$331 million) of all special assessment bond financings in 1991.

Debt issuance for special assessments bonds has decreased annually since 1988. At one time, special assessment bonds were the primary source of financing for local infrastructure. However, due to legal restrictions which limit the usefulness of these bonds for certain communitywide projects such as schools, local reliance on special assessment bonds has diminished.

The decline in special assessment financing may be attributable, in large part, to the growing popularity of Mello-Roos bonds, which can be used to fund a wide range of public facilities, including schools. The flexibility of the Mello-Roos Act has made this form of financing especially popular in growing areas.

Marks-Roos Bond Pool Issues on the Rise

Bonds sold pursuant to the Marks-Roos Bond Pooling Act of 1985, totalled \$1.1 billion in 1991, a significant increase of 40.1 percent from 1990 volume of \$750 million.

The Marks-Roos Act allows local agencies to form public finance authorities (PFAs) to finance capital improvements. The formation of PFAs under the Marks-Roos Act increases the types of debt instruments that local agencies can utilize, expands the purposes for which debt can be issued, and allows public entities to incur debt to acquire the debt obligations of local agencies.

**TABLE A-1
OVERVIEW OF 1991 PUBLIC DEBT FINANCINGS BY TYPE OF ISSUER**

<u>TYPE OF ISSUER</u> ⁵	<u># OF ISSUES</u>	<u>AMOUNT ISSUED(\$)</u> ¹	<u>PERCENT OF TOTAL</u> ⁶
CITIES ⁷	272	3,962,839,385	11.38%
COMMUNITY COLLEGE DISTRICTS ⁸	38	170,595,000	0.49%
COMMUNITY FACILITIES DISTRICTS	73	827,522,976	2.38%
COMMUNITY SERVICES DISTRICTS	7	17,857,831	0.05%
COUNTIES	127	4,909,459,015	14.10%
FIRE PROTECTION DISTRICTS	10	12,127,621	0.03%
HOSPITAL DISTRICTS	9	107,860,000	0.31%
HOUSING AUTHORITIES	11	119,785,000	0.34%
INDUSTRIAL DEVELOPMENT AUTHORITIES	4	16,950,000	0.05%
IRRIGATION DISTRICTS	12	114,480,169	0.33%
JOINT POWERS AUTHORITIES	91	2,015,772,955	5.79%
LIBRARY DISTRICTS	1	16,000,000	0.05%
NON-PROFIT CORPORATIONS	19	137,670,000	0.40%
PARK AND RECREATION DISTRICTS	4	18,515,000	0.05%
PUBLIC/MUNICIPAL UTILITY DISTRICTS	9	463,664,988	1.33%
REDEVELOPMENT AGENCIES	77	1,045,251,224	3.00%
SANITARY, SANITATION AND SEWER DISTRICTS	10	216,963,677	0.62%
SCHOOL DISTRICTS AND COUNTY BOARDS OF EDUCATION	455	2,414,954,985	6.94%
STATE DEPARTMENTS AND AGENCIES	36	3,095,350,862	8.89%
STATE FINANCING AUTHORITIES	43	1,653,255,000	4.75%
STATE OF CALIFORNIA	86	9,773,000,000	28.07%
STUDENT LOAN CORPORATIONS	1	237,500,000	0.68%
TRANSIT/TRANSPORTATION DISTRICTS, COMMISSIONS AND AND AUTHORITIES	17	2,153,331,758	6.18%
WATER DISTRICTS	40	1,321,477,972	3.79%
TOTAL	1,452	34,822,185,418	100.00%

**TABLE A-2
SUMMARY OF 1991 PUBLIC DEBT FINANCINGS
BY TYPE OF ISSUER AND TYPE OF DEBT INSTRUMENT
(AGGREGATE \$ AMOUNT ISSUED AND NUMBER OF ISSUES¹)**

<u>TYPE OF ISSUER⁵</u>	<u>NOTES/COMMERCIAL PAPER AND OTHER</u>	<u>GENERAL OBLIGATION BONDS</u>	<u>LIMITED TAX OBLIGATION BONDS</u>	<u>ENTERPRISE REVENUE BONDS</u>	<u>CONDUIT REVENUE BONDS</u>
CITIES ⁷	468,000,682 51	105,400,000 5	-	1,428,874,389 23	629,227,000 27
COMMUNITY COLLEGE DISTRICTS	105,965,000 27	-	-	-	-
COMMUNITY FACILITIES DISTRICTS ⁸	31,700,000 5	-	783,822,976 67	-	-
COMMUNITY SERVICES DISTRICTS	90,000 1	-	-	-	-
COUNTIES	2,446,150,000 33	190,500,000 6	-	257,445,682 4	232,206,000 9
FIRE PROTECTION DISTRICTS	11,900,000 8	-	-	-	-
HOSPITAL DISTRICTS	-	-	-	102,990,000 6	-
HOUSING AUTHORITIES	635,000 2	-	-	3,350,000 1	115,800,000 8
INDUSTRIAL DEVELOPMENT AUTHORITIES	-	-	-	-	16,950,000 4
IRRIGATION DISTRICTS	-	-	-	-	-
JOINT POWERS AUTHORITIES	55,875,000 7	-	9,360,000 2	594,307,090 10	118,913,694 10
LIBRARY DISTRICT	-	16,000,000 1	-	-	-
NONPROFIT CORPORATIONS	-	-	-	-	7,925,000 2
PARK AND RECREATION DISTRICTS	-	650,000 1	-	-	-
PUBLIC/MUNICIPAL UTILITY DISTRICTS	-	-	-	451,130,000 4	-
REDEVELOPMENT AGENCIES	96,720,000 15	-	-	-	226,027,000 9
SANITARY, SANITATION AND SEWER DISTRICTS	-	-	-	51,644,619 2	-
SCHOOL DISTRICTS AND COUNTY BOARDS OF EDUCATION	1,264,627,405 305	282,476,841 44	-	-	-
STATE DEPARTMENTS AND AGENCIES	-	-	-	1,076,400,000 12	1,049,418,110 16
STATE FINANCING AUTHORITIES	60,000,000 1	-	-	30,865,000 1	1,562,390,000 41
STATE OF CALIFORNIA	5,750,000,000 4	4,023,000,000 82	-	-	-
STUDENT LOAN CORPORATION	-	-	-	-	237,500,000 1
TRANSIT, TRANSPORTATION DISTRICTS/COMMISSIONS AND AUTHORITIES	718,523,608 10	-	1,434,808,150 7	-	-
WATER DISTRICTS	88,190,974 7	27,562,000 7	-	304,000,000 3	-
TOTAL	11,098,377,669 476	4,645,588,841 146	2,227,991,126 76	4,301,006,780 66	4,196,356,804 127

**TABLE A-2
SUMMARY OF 1991 PUBLIC DEBT FINANCINGS
BY TYPE OF ISSUER AND TYPE OF DEBT INSTRUMENT
(AGGREGATE \$ AMOUNT ISSUED AND NUMBER OF ISSUES¹)**

<u>TYPE OF ISSUER⁵</u>	<u>SPECIAL ASSESSMENT BONDS</u>	<u>TAX ALLOCATION BONDS</u>	<u>PUBLIC LEASE REVENUE AND OTHER BONDS</u>	<u>CERTIFICATES OF PARTICIPATION AND LEASES</u>
CITIES ⁷	330,761,401 88	-	-	1,000,575,913 78
COMMUNITY COLLEGE DISTRICTS	-	-	-	64,630,000 11
COMMUNITY FACILITIES DISTRICTS ⁸	-	-	12,000,000 1	-
COMMUNITY SERVICES DISTRICTS	17,409,831 5	-	-	358,000 1
COUNTIES	96,866,270 18	-	-	1,686,291,063 57
FIRE PROTECTION DISTRICTS	-	-	-	227,621 2
HOSPITAL DISTRICTS	-	-	-	4,870,000 3
HOUSING AUTHORITIES	-	-	-	-
INDUSTRIAL DEVELOPMENT AUTHORITIES	-	-	-	-
IRRIGATION DISTRICTS	385,663 7	-	-	114,094,506 5
JOINT POWERS AUTHORITIES	-	334,514,152 13	632,848,019 35	269,955,000 14
LIBRARY DISTRICT	-	-	-	-
NONPROFIT CORPORATIONS	-	-	7,020,000 1	122,725,000 16
PARK AND RECREATION DISTRICTS	6,185,000 1	-	-	11,680,000 2
PUBLIC/MUNICIPAL UTILITY DISTRICTS	2,024,988 4	-	-	10,510,000 1
REDEVELOPMENT AGENCIES	-	617,936,048 46	60,975,176 2	43,593,000 5
SANITARY, SANITATION AND SEWER DISTRICTS	4,832,875 2	-	-	160,486,183 6
SCHOOL DISTRICTS AND COUNTY BOARDS OF EDUCATI	-	-	-	867,850,739 106
STATE DEPARTMENTS AND AGENCIES	-	-	654,736,457 4	314,796,295 4
STATE FINANCING AUTHORITIES	-	-	-	-
STATE OF CALIFORNIA	-	-	-	-
STUDENT LOAN CORPORATION	-	-	-	-
TRANSIT, TRANSPORTATION DISTRICTS/COMMISSIONS AND AUTHORITIES	-	-	-	-
WATER DISTRICTS	27,664,998 7	-	19,100,000 1	854,960,000 15
TOTAL	486,131,026 132	952,450,200 59	1,386,679,652 44	5,527,603,320 326

**TABLE A-3
SUMMARY OF 1991 PUBLIC DEBT FINANCINGS
BY TYPE OF ISSUER AND PURPOSE OF FINANCING
(AGGREGATE \$ AMOUNT ISSUED AND NUMBER OF ISSUES¹)**

<u>TYPE OF ISSUER⁵</u>	<u>INTERIM FINANCE</u>		<u>SINGLE FAMILY HOUSING</u>		<u>MULTIFAMILY HOUSING</u>		<u>HOSPITAL/ HEALTH CARE</u>		<u>CAPITAL IMPROVEMENTS/ PUBLIC WORKS</u>	
CITIES ⁷	309,410,000	41	159,435,000	8	218,570,011	21	369,412,000	15	2,874,262,374	184
COMMUNITY COLLEGE DISTRICTS	105,965,000	27	-	-	-	-	-	-	3,000,000	1
COMMUNITY FACILITIES DISTRICTS ⁸	-	-	-	-	-	-	-	-	662,503,980	53
COMMUNITY SERVICES DISTRICTS	-	-	-	-	-	-	-	-	17,857,831	7
COUNTIES	2,446,150,000	33	92,600,000	4	142,306,000	6	363,397,469	12	1,793,925,546	71
FIRE PROTECTION DISTRICTS	11,900,000	8	-	-	-	-	-	-	227,621	2
HOSPITAL DISTRICTS	-	-	-	-	-	-	107,860,000	9	-	-
HOUSING AUTHORITIES	-	-	44,935,000	3	74,850,000	8	-	-	-	-
INDUSTRIAL DEVELOPMENT AUTHORITIES	-	-	-	-	-	-	-	-	-	-
IRRIGATION DISTRICTS	-	-	-	-	-	-	-	-	114,480,169	12
JOINT POWERS AUTHORITIES	-	-	101,288,694	3	-	-	161,115,000	6	1,150,550,602	47
LIBRARY DISTRICT	-	-	-	-	-	-	-	-	16,000,000	1
NONPROFIT CORPORATIONS	-	-	-	-	-	-	2,925,000	1	120,400,000	16
PARK AND RECREATION DISTRICTS	-	-	-	-	-	-	-	-	18,515,000	4
PUBLIC/MUNICIPAL UTILITY DISTRICTS	-	-	-	-	-	-	-	-	463,664,988	9
REDEVELOPMENT AGENCIES	-	-	58,285,000	2	183,387,000	11	15,000,000	1	73,238,176	5
SANITARY, SANITATION AND SEWER DISTRICTS	-	-	-	-	-	-	-	-	216,963,677	10
SCHOOL DISTRICTS AND COUNTY BOARDS OF EDUCATION	1,246,834,071	301	-	-	-	-	-	-	-	-
STATE DEPARTMENTS AND AGENCIES	-	-	989,503,110	11	281,705,000	8	-	-	1,203,580,968	9
STATE FINANCING AUTHORITIES	-	-	-	-	-	-	910,800,000	22	339,535,000	5
STATE OF CALIFORNIA	5,750,000,000	4	37,000,000	2	402,000,000	2	-	-	1,856,000,000	58
STUDENT LOAN CORPORATION	-	-	-	-	-	-	-	-	-	-
TRANSIT, TRANSPORTATION DISTRICTS/COMMISSIONS AND AUTHORITIES	99,200,000	5	-	-	-	-	-	-	2,054,131,758	12
WATER DISTRICTS	24,920,000	4	-	-	-	-	-	-	1,296,557,972	36
TOTAL	9,994,379,071	423	1,483,046,804	33	1,302,818,011	56	1,930,509,469	66	14,275,395,662	542

**TABLE A-3
SUMMARY OF 1991 PUBLIC DEBT FINANCINGS
BY TYPE OF ISSUER AND PURPOSE OF FINANCING
(AGGREGATE \$ AMOUNT ISSUED AND NUMBER OF ISSUES¹)**

<u>TYPE OF ISSUER⁵</u>	<u>EDUCATION</u>	<u>REDEVELOPMENT</u>	<u>COMMERCIAL/ INDUSTRIAL DEVELOPMENT</u>	<u>POLLUTION CONTROL</u>	<u>OTHER</u>
CITIES ⁷	-	31,750,000	3	-	-
COMMUNITY COLLEGE DISTRICTS	61,630,000	10	-	-	-
COMMUNITY FACILITIES DISTRICTS ⁸	165,018,996	20	-	-	-
COMMUNITY SERVICES DISTRICTS	-	-	-	-	-
COUNTIES	-	-	-	-	71,080,000
FIRE PROTECTION DISTRICTS	-	-	-	-	-
HOSPITAL DISTRICTS	-	-	-	-	-
HOUSING AUTHORITIES	-	-	-	-	-
INDUSTRIAL DEVELOPMENT AUTHORITIES	-	-	16,950,000	4	-
IRRIGATION DISTRICTS	-	-	-	-	-
JOINT POWERS AUTHORITIES	35,819,507	4	520,964,152	22	17,625,000
LIBRARY DISTRICT	-	-	-	-	28,410,000
NONPROFIT CORPORATIONS	14,345,000	2	-	-	-
PARK AND RECREATION DISTRICTS	-	-	-	-	-
PUBLIC/MUNICIPAL UTILITY DISTRICTS	-	-	-	-	-
REDEVELOPMENT AGENCIES	-	715,341,048	58	-	-
SANITARY, SANITATION AND SEWER DISTRICTS	-	-	-	-	-
SCHOOL DISTRICTS AND COUNTY BOARDS OF EDUCATION	1,168,120,914	154	-	-	-
STATE DEPARTMENTS AND AGENCIES	620,561,784	8	-	-	-
STATE FINANCING AUTHORITIES	262,005,000	9	-	140,915,000	7
STATE OF CALIFORNIA	1,728,000,000	20	-	-	-
STUDENT LOAN CORPORATION	237,500,000	1	-	-	-
TRANSIT, TRANSPORTATION DISTRICTS/COMMISSIONS AND AUTHORITIES	-	-	-	-	-
WATER DISTRICTS	-	-	-	-	-
TOTAL	4,293,001,201	228	1,268,055,200	83	34,575,000
					11
				140,915,000	7
					99,490,000
					3

**TABLE A-4
SUMMARY OF TAXABLE 1991 PUBLIC DEBT FINANCING**

<u>ISSUER</u> (F-FEDERAL, S-STATE, B-BOTH)	<u>TAX</u> <u>TYPE</u>	<u>AMOUNT</u> <u>ISSUED(\$)'1</u>	<u>SALE</u> <u>DATE</u>	<u>TYPE OF DEBT</u>	<u>PURPOSE OF DEBT</u>
<u>STATE</u>					
DEL MAR RACE TRACK AUTHORITY	(F)	60,000,000	09/19/1991	COMMERCIAL PAPER	RECREATION/SPORTS FACILITIES
STATE OF CALIFORNIA	(F)	125,000,000	08/21/1991	GENERAL OBLIGATION BONDS	MULTIFAMILY HOUSING
STATE OF CALIFORNIA	(F)	150,000,000	08/21/1991	GENERAL OBLIGATION BONDS	OTHER CAPITAL IMPROVEMENTS
STATE OF CALIFORNIA	(F)	277,000,000	08/21/1991	GENERAL OBLIGATION BONDS	MULTIFAMILY HOUSING
STATE OF CALIFORNIA	(F)	50,000,000	08/21/1991	GENERAL OBLIGATION BONDS	OTHER CAPITAL IMPROVEMENTS
<u>CONTRA COSTA COUNTY</u>					
CONTRA COSTA HOME MORTGAGE FINANCE AUTHORITY ¹¹	(F)	11,817,856	07/16/1991	CONDUIT REVENUE BONDS	SINGLE-FAMILY HOUSING
<u>EL DORADO COUNTY</u>					
GEORGETOWN DIVIDE PUBLIC UTILITY DISTRICT	(B)	729,146	07/24/1991	SPECIAL ASSESSMENT BONDS	WATER SUPPLY/DISTRIBUTION
GEORGETOWN DIVIDE PUBLIC UTILITY DISTRICT	(B)	310,031	07/24/1991	SPECIAL ASSESSMENT BONDS	WATER SUPPLY/DISTRIBUTION
GEORGETOWN DIVIDE PUBLIC UTILITY DISTRICT	(B)	339,211	07/24/1991	SPECIAL ASSESSMENT BONDS	WATER SUPPLY/DISTRIBUTION
GEORGETOWN DIVIDE PUBLIC UTILITY DISTRICT	(B)	646,600	07/24/1991	SPECIAL ASSESSMENT BONDS	WATER SUPPLY/DISTRIBUTION
<u>FRESNO COUNTY</u>					
ORANGE COVE	(F)	2,345,000	04/17/1991	SPECIAL ASSESSMENT BONDS	MULTIPLE CAPITAL IMPROVEMENTS
SAN JOAQUIN	(B)	1,233,000	07/24/1991	SPECIAL ASSESSMENT BONDS	MULTIPLE CAPITAL IMPROVEMENTS
SAN JOAQUIN	(F)	470,000	10/09/1991	CERTIFICATES OF PARTICIPATION	MULTIPLE CAPITAL IMPROVEMENTS
<u>KERN COUNTY</u>					
BAKERSFIELD	(F)	500,000	05/24/1991	CERTIFICATES OF PARTICIPATION	MULTIFAMILY HOUSING
KERN HIGH SCHOOL DISTRICT	(F)	13,670,000	08/22/1991	BOND ANTICIPATION NOTES	K-12 SCHOOL FACILITY
KERN HIGH SCHOOL DISTRICT	(F)	1,650,000	08/22/1991	BOND ANTICIPATION NOTES	K-12 SCHOOL FACILITY
<u>LOS ANGELES COUNTY</u>					
GARDENA	(F)	4,300,000	02/04/1991	CERTIFICATES OF PARTICIPATION	SINGLE-FAMILY HOUSING
HUNTINGTON PARK	(F)	2,850,000	04/04/1991	CERTIFICATES OF PARTICIPATION	REDEVELOPMENT
LONG BEACH	(F)	17,440,000	06/04/1991	SPECIAL ASSESSMENT BONDS	OTHER CAPITAL IMPROVEMENTS

**TABLE A-4
SUMMARY OF TAXABLE 1991 PUBLIC DEBT FINANCING**

<u>ISSUER</u> (F-FEDERAL, S-STATE, B-BOTH)	<u>TAX</u> <u>TYPE</u>	<u>AMOUNT</u> <u>ISSUED(\$)</u>	<u>SALE</u> <u>DATE</u>	<u>TYPE OF DEBT</u>	<u>PURPOSE OF DEBT</u>
LOS ANGELES COMMUNITY REDEVELOPMENT AGENCY	(F)	2,400,000	04/16/1991	TAX ALLOCATION BONDS	SINGLE-FAMILY HOUSING
LOS ANGELES COMMUNITY REDEVELOPMENT AGENCY	(F)	25,000,000	12/03/1991	TAX ALLOCATION BONDS	REDEVELOPMENT
MAYWOOD	(F)	600,000	06/21/1991	GRAND ANTICIPATION NOTES	REDEVELOPMENT
REGIONAL AIRPORTS IMPROVEMENT CORPORATION	(S)	1,425,000	08/07/1991	CONDUIT REVENUE BONDS	AIRPORT
REGIONAL AIRPORTS IMPROVEMENT CORPORATION	(S)	6,500,000	10/18/1991	CONDUIT REVENUE BONDS	MULTIPLE CAPITAL IMPROVEMENTS
<u>MADERA COUNTY</u>					
MADERA COUNTY	(F)	7,965,000	12/11/1991	SPECIAL ASSESSMENT BONDS	MULTIPLE CAPITAL IMPROVEMENTS
<u>MONTEREY COUNTY</u>					
SALINAS	(F)	3,420,000	07/09/1991	SPECIAL ASSESSMENT BONDS	MULTIPLE CAPITAL IMPROVEMENTS
<u>ORANGE COUNTY</u>					
ANAHEIM	(F)	103,570,000	01/02/1991	CERTIFICATES OF PARTICIPATION	RECREATION/SPORTS FACILITIES
BREA PUBLIC FINANCING AUTHORITY ¹¹	(F)	11,330,000	07/16/1991	TAX ALLOCATION BONDS	REDEVELOPMENT
WESTMINSTER REDEVELOPMENT AGENCY	(F)	450,000	09/19/1991	TAX ALLOCATION BONDS	REDEVELOPMENT
<u>RIVERSIDE COUNTY</u>					
BLYTHE REDEVELOPMENT AGENCY	(F)	1,000,000	05/29/1991	TAX ALLOCATION BONDS	REDEVELOPMENT
LAKE ELSINORE REDEVELOPMENT AGENCY	(F)	4,000,000	02/22/1991	BOND ANTICIPATION NOTES	REDEVELOPMENT
PALM SPRINGS	(F)	500,000	04/11/1991	CERTIFICATES OF PARTICIPATION	MULTIFAMILY HOUSING
<u>SAN BERNARDINO COUNTY</u>					
CHINO REDEVELOPMENT AGENCY	(F)	2,285,000	06/13/1991	TAX ALLOCATION BONDS	REDEVELOPMENT
<u>SAN FRANCISCO COUNTY</u>					
SAN FRANCISCO CITY AND COUNTY	(F)	2,640,000	10/17/1991	CERTIFICATES OF PARTICIPATION	PUBLIC BUILDING
SAN FRANCISCO CITY AND COUNTY REDEVELOPMENT FINANCING AUTHORITY	(F)	2,085,000	10/03/1991	OTHER BONDS	REDEVELOPMENT

**TABLE A-4
SUMMARY OF TAXABLE 1991 PUBLIC DEBT FINANCING**

<u>ISSUER</u> (F-FEDERAL, S-STATE, B-BOTH)	<u>TAX</u> <u>TYPE</u>	<u>AMOUNT</u> <u>ISSUED(\$)</u> ¹	<u>SALE</u> <u>DATE</u>	<u>TYPE OF DEBT</u>	<u>PURPOSE OF DEBT</u>
<u>SAN JOAQUIN COUNTY</u>					
MANTECA REDEVELOPMENT AGENCY	(F)	3,250,000	03/28/1991	TAX ALLOCATION NOTES	REDEVELOPMENT
SOUTHERN SAN JOAQUIN VALLEY POWER AUTHORITY	(F)	15,000,000	11/13/1991	PUBLIC LEASE REVENUE BONDS	POWER GENERATION/TRANSMISSION
<u>SAN LUIS OBISPO COUNTY</u>					
PISMO BEACH	(F)	122,587	03/19/1991	SPECIAL ASSESSMENT BONDS	STREET CONSTRUCTION/IMPROVEMENTS
<u>SUTTER COUNTY</u>					
SUTTER COMMUNITY SERVICES DISTRICT	(B)	4,584,437	08/08/1991	SPECIAL ASSESSMENT BONDS	WATER SUPPLY/DISTRIBUTION
<u>MULTIPLE COUNTIES</u> ¹⁰					
CENTRAL SAN JOAQUIN VALLEY RISK MANAGEMENT AUTHORITY	(F)	13,990,000	11/22/1991	OTHER BONDS	OTHER
CENTRAL SAN JOAQUIN VALLEY RISK MANAGEMENT AUTHORITY	(F)	14,420,000	11/22/1991	OTHER BONDS	OTHER
<u>STUDENT LOAN CORPORATION</u>					
CALIFORNIA HIGHER EDUCATION LOAN AUTHORITY, INC	(S)	237,500,000	11/29/1991	CONDUIT REVENUE BONDS	STUDENT LOANS
TOTAL		1,184,337,868			

**TABLE A-5
SUMMARY OF 1991 PUBLIC DEBT FINANCINGS
WHICH REFUND EXISTING INDEBTEDNESS**

<u>ISSUER</u> <u>STATE</u>	<u>AMOUNT</u> <u>ISSUED(\$)</u> ¹	<u>REFUNDING</u> <u>AMOUNT(\$)</u> ⁹	<u>TYPE OF DEBT</u>	<u>PURPOSE OF DEBT</u>
CALIFORNIA DEPARTMENT OF VETERANS AFFAIRS	92,600,000	92,600,000	ENTERPRISE REVENUE BONDS	SINGLE-FAMILY HOUSING
CALIFORNIA EDUCATIONAL FACILITIES AUTHORITY	50,000,000	20,842,200	CONDUIT REVENUE BONDS	COLLEGE/UNIVERSITY FACILITY
CALIFORNIA EDUCATIONAL FACILITIES AUTHORITY	16,510,000	4,986,866	CONDUIT REVENUE BONDS	COLLEGE/UNIVERSITY FACILITY
CALIFORNIA EDUCATIONAL FACILITIES AUTHORITY	142,895,000	142,895,000	CONDUIT REVENUE BONDS	COLLEGE/UNIVERSITY FACILITY
CALIFORNIA FAIRS FINANCING AUTHORITY ¹²	30,865,000	30,229,718	ENTERPRISE REVENUE BONDS	RECREATION/SPORTS FACILITIES
CALIFORNIA HEALTH FACILITIES FINANCING AUTHORITY	1,480,000	1,480,000	CONDUIT REVENUE BONDS	HEALTH CARE FACILITIES
CALIFORNIA HEALTH FACILITIES FINANCING AUTHORITY	59,650,000	59,650,000	CONDUIT REVENUE BONDS	HOSPITAL
CALIFORNIA HEALTH FACILITIES FINANCING AUTHORITY	56,955,000	56,955,000	CONDUIT REVENUE BONDS	HEALTH CARE FACILITIES
CALIFORNIA HEALTH FACILITIES FINANCING AUTHORITY	88,000,000	58,508,387	CONDUIT REVENUE BONDS	HOSPITAL
CALIFORNIA HEALTH FACILITIES FINANCING AUTHORITY	35,000,000	20,000,000	CONDUIT REVENUE BONDS	HEALTH CARE FACILITIES
CALIFORNIA HEALTH FACILITIES FINANCING AUTHORITY	72,570,000	38,706,265	CONDUIT REVENUE BONDS	HOSPITAL
CALIFORNIA HEALTH FACILITIES FINANCING AUTHORITY	105,000,000	55,000,000	CONDUIT REVENUE BONDS	HOSPITAL
CALIFORNIA HOUSING FINANCE AGENCY	49,960,000	34,010,000	CONDUIT REVENUE BONDS	SINGLE-FAMILY HOUSING
CALIFORNIA HOUSING FINANCE AGENCY	60,245,000	60,245,000	CONDUIT REVENUE BONDS	SINGLE-FAMILY HOUSING
CALIFORNIA HOUSING FINANCE AGENCY	91,425,000	91,425,000	CONDUIT REVENUE BONDS	MULTIFAMILY HOUSING
CALIFORNIA HOUSING FINANCE AGENCY	25,040,000	25,040,000	CONDUIT REVENUE BONDS	SINGLE-FAMILY HOUSING
CALIFORNIA HOUSING FINANCE AGENCY	127,939,542	127,939,542	CONDUIT REVENUE BONDS	SINGLE-FAMILY HOUSING
CALIFORNIA HOUSING FINANCE AGENCY	120,220,000	81,170,000	CONDUIT REVENUE BONDS	SINGLE-FAMILY HOUSING
CALIFORNIA HOUSING FINANCE AGENCY	61,500,000	61,500,000	CONDUIT REVENUE BONDS	SINGLE-FAMILY HOUSING
CALIFORNIA HOUSING FINANCE AGENCY	16,000,000	16,000,000	CONDUIT REVENUE BONDS	SINGLE-FAMILY HOUSING
CALIFORNIA HOUSING FINANCE AGENCY	154,999,631	14,999,631	CONDUIT REVENUE BONDS	SINGLE-FAMILY HOUSING
CALIFORNIA HOUSING FINANCE AGENCY	80,999,421	80,999,421	CONDUIT REVENUE BONDS	SINGLE-FAMILY HOUSING
CALIFORNIA POLLUTION CONTROL FINANCING AUTHORITY	26,500,000	26,500,000	CONDUIT REVENUE BONDS	POLLUTION CONTROL
CALIFORNIA POLLUTION CONTROL FINANCING AUTHORITY	51,800,000	51,800,000	CONDUIT REVENUE BONDS	POLLUTION CONTROL
CALIFORNIA POLLUTION CONTROL FINANCING AUTHORITY	3,585,000	3,585,000	CONDUIT REVENUE BONDS	POLLUTION CONTROL
CALIFORNIA POLLUTION CONTROL FINANCING AUTHORITY	134,170,000	134,170,000	CONDUIT REVENUE BONDS	SOLID WASTE RECOVERY FACILITIES
CALIFORNIA POLLUTION CONTROL FINANCING AUTHORITY	2,545,000	2,545,000	CONDUIT REVENUE BONDS	POLLUTION CONTROL
CALIFORNIA POLLUTION CONTROL FINANCING AUTHORITY	13,500,000	13,500,000	CONDUIT REVENUE BONDS	POLLUTION CONTROL
THE REGENTS OF THE UNIVERSITY OF CALIFORNIA	359,035,000	359,035,000	ENTERPRISE REVENUE BONDS	COLLEGE/UNIVERSITY FACILITY
THE REGENTS OF THE UNIVERSITY OF CALIFORNIA	481,784	362,469	CERTIFICATES OF PARTICIPATION	MULTIPLE EDUCATIONAL USES

**TABLE A-5
SUMMARY OF 1991 PUBLIC DEBT FINANCINGS
WHICH REFUND EXISTING INDEBTEDNESS**

<u>ISSUER</u>	<u>AMOUNT ISSUED(\$)¹</u>	<u>REFUNDING, AMOUNT(\$)</u>	<u>TYPE OF DEBT</u>	<u>PURPOSE OF DEBT</u>
THE REGENTS OF THE UNIVERSITY OF CALIFORNIA	14,875,000	2,471,638	ENTERPRISE REVENUE BONDS	PARKING
TRUSTEES OF THE CALIFORNIA STATE UNIVERSITY	35,890,000	35,890,000	ENTERPRISE REVENUE BONDS	COLLEGE/UNIVERSITY HOUSING
TOTAL, STATE ISSUERS	2,182,235,378	1,805,041,137		
<u>ALAMEDA COUNTY</u>				
FREMONT	15,890,000	15,890,000	CERTIFICATES OF PARTICIPATION	PUBLIC BUILDING
HAYWARD	866,700	231,307	CERTIFICATES OF PARTICIPATION	EQUIPMENT
LIVERMORE	9,355,000	9,355,000	CONDUIT REVENUE BONDS	MULTIFAMILY HOUSING
LIVERMORE	7,105,000	7,105,000	CERTIFICATES OF PARTICIPATION	AIRPORT
OAKLAND	45,500,000	45,500,000	CONDUIT REVENUE BONDS	SINGLE-FAMILY HOUSING
<u>CONTRA COSTA COUNTY</u>				
CONTRA COSTA COUNTY	2,010,000	2,010,000	SPECIAL ASSESSMENT BONDS	STREET CONSTRUCTION
CONTRA COSTA HOME MORTGAGE FINANCE AUTHORITY ¹¹	11,817,856	18,539,228	CONDUIT REVENUE BONDS	SINGLE-FAMILY HOUSING
EL CERRITO REDEVELOPMENT AGENCY	7,185,000	6,372,429	TAX ALLOCATION BONDS	REDEVELOPMENT
HERCULES	2,410,000	2,410,000	SPECIAL ASSESSMENT BONDS	WASTEWATER COLLECTION/TREATMENT
PLEASANT HILL REDEVELOPMENT AGENCY	9,825,000	9,746,250	TAX ALLOCATION BONDS	REDEVELOPMENT
SAN RAMON	15,000,000	15,000,000	CERTIFICATES OF PARTICIPATION	MULTIPLE CAPITAL IMPROVEMENTS
<u>DEL NORTE COUNTY</u>				
CRESCENT CITY	1,936,900	1,726,794	ENTERPRISE REVENUE BONDS	WASTEWATER COLLECTION/TREATMENT
<u>FRESNO COUNTY</u>				
COALINGA PUBLIC FINANCING AUTHORITY ¹¹	11,280,000	5,155,000	OTHER BONDS	MULTIPLE CAPITAL IMPROVEMENTS
COALINGA REDEVELOPMENT AGENCY	5,155,000	4,949,100	TAX ALLOCATION BONDS	REDEVELOPMENT
FRESNO	24,755,000	8,190,000	ENTERPRISE REVENUE BONDS	WASTEWATER COLLECTION/TREATMENT
FRESNO	47,645,000	47,645,000	CERTIFICATES OF PARTICIPATION	PUBLIC BUILDING
<u>IMPERIAL COUNTY</u>				
HOLTVILLE	3,500,000	3,500,000	ENTERPRISE REVENUE BONDS	WATER SUPPLY/DISTRIBUTION

**TABLE A-5
SUMMARY OF 1991 PUBLIC DEBT FINANCINGS
WHICH REFUND EXISTING INDEBTEDNESS**

<u>ISSUER</u>	<u>AMOUNT ISSUED(\$)¹</u>	<u>REFUNDING AMOUNT(\$)⁹</u>	<u>TYPE OF DEBT</u>	<u>PURPOSE OF DEBT</u>
<u>KERN COUNTY</u>				
KERN VALLEY HOSPITAL DISTRICT	20,590,000	12,542,700	ENTERPRISE REVENUE BONDS	HOSPITAL
NORTH OF RIVER SANITARY DISTRICT NO 1	4,652,150	4,652,150	SPECIAL ASSESSMENT BONDS	WASTEWATER COLLECTION/TREATMENT
WEST KERN COMMUNITY COLLEGE DISTRICT	2,190,000	1,622,869	CERTIFICATES OF PARTICIPATION	COLLEGE/UNIVERSITY FACILITY
<u>LAKE COUNTY</u>				
LAKE COUNTY	9,075,000	5,724,835	CERTIFICATES OF PARTICIPATION	HOSPITAL
<u>LOS ANGELES COUNTY</u>				
AVALON COMMUNITY IMPROVEMENT AGENCY	11,500,000	1,195,000	TAX ALLOCATION BONDS	REDEVELOPMENT
BELL COMMUNITY REDEVELOPMENT AGENCY	9,250,000	6,207,000	TAX ALLOCATION NOTES	REDEVELOPMENT
COMMERCE JOINT POWERS FINANCING AUTHORITY ¹¹	20,770,000	1,946,087	OTHER BONDS	REDEVELOPMENT
EL MONTE CITY SCHOOL DISTRICT	3,360,000	3,360,000	CERTIFICATES OF PARTICIPATION	MULTIPLE EDUCATIONAL USES
GLENDALE	50,000,000	50,000,000	CONDUIT REVENUE BONDS	HOSPITAL
HUNTINGTON PARK	2,850,000	2,850,000	CERTIFICATES OF PARTICIPATION	REDEVELOPMENT
INGLEWOOD	33,125,000	22,708,279	CERTIFICATES OF PARTICIPATION	WASTEWATER COLLECTION/TREATMENT
INGLEWOOD	71,210,000	71,210,000	CONDUIT REVENUE BONDS	HOSPITAL
LANCASTER REDEVELOPMENT AGENCY	7,005,000	7,005,000	TAX ALLOCATION BONDS	REDEVELOPMENT
LANCASTER REDEVELOPMENT AGENCY	13,755,000	13,755,000	TAX ALLOCATION BONDS	REDEVELOPMENT
LANCASTER REDEVELOPMENT AGENCY	4,000,000	4,000,000	TAX ALLOCATION NOTES	REDEVELOPMENT
LANCASTER REDEVELOPMENT AGENCY	4,500,000	4,500,000	TAX ALLOCATION NOTES	REDEVELOPMENT
LANCASTER-GRAND TERRACE-HUNTINGTON PARK HOUSING FINANCE AUTHORITY	11,285,000	11,285,000	CONDUIT REVENUE BONDS	SINGLE-FAMILY HOUSING
LOS ANGELES	8,340,000	8,340,000	CONDUIT REVENUE BONDS	MULTIFAMILY HOUSING
LOS ANGELES	200,000,000	87,125,000	ENTERPRISE REVENUE BONDS	WASTEWATER COLLECTION/TREATMENT
LOS ANGELES	25,730,000	23,928,828	CERTIFICATES OF PARTICIPATION	HOSPITAL
LOS ANGELES	15,175,000	15,175,000	CONDUIT REVENUE BONDS	MULTIFAMILY HOUSING
LOS ANGELES	10,635,000	10,528,650	CONDUIT REVENUE BONDS	MULTIFAMILY HOUSING
LOS ANGELES COMMUNITY REDEVELOPMENT AGENCY	15,965,000	15,965,000	TAX ALLOCATION BONDS	REDEVELOPMENT
LOS ANGELES COMMUNITY REDEVELOPMENT AGENCY	88,230,000	88,230,000	TAX ALLOCATION BONDS	REDEVELOPMENT
LOS ANGELES COUNTY	89,422,088	89,422,088	CERTIFICATES OF PARTICIPATION	WASTEWATER COLLECTION/TREATMENT

**TABLE A-5
SUMMARY OF 1991 PUBLIC DEBT FINANCINGS
WHICH REFUND EXISTING INDEBTEDNESS**

<u>ISSUER</u>	<u>AMOUNT ISSUED(\$)¹</u>	<u>REFUNDING, AMOUNT(\$)</u>	<u>TYPE OF DEBT</u>	<u>PURPOSE OF DEBT</u>
LOS ANGELES COUNTY	28,165,000	25,000,000	CERTIFICATES OF PARTICIPATION	EQUIPMENT
LOS ANGELES COUNTY	4,458,000	4,458,000	CONDUIT REVENUE BONDS	MULTIFAMILY HOUSING
LOS ANGELES COUNTY	6,143,000	6,143,000	CONDUIT REVENUE BONDS	MULTIFAMILY HOUSING
LOS ANGELES COUNTY HOUSING AUTHORITY	26,411,000	26,411,000	CONDUIT REVENUE BONDS	MULTIFAMILY HOUSING
LOS ANGELES COUNTY HOUSING AUTHORITY	17,999,000	17,999,000	CONDUIT REVENUE BONDS	MULTIFAMILY HOUSING
LOS ANGELES COUNTY TRANSPORTATION COMMISSION	281,425,000	281,425,000	LIMITED TAX OBLIGATION BONDS	PUBLIC TRANSIT
LOS ANGELES UNIFIED SCHOOL DISTRICT	46,110,000	46,110,000	CERTIFICATES OF PARTICIPATION	K-12 SCHOOL FACILITY
PALMDALE COMMUNITY REDEVELOPMENT AGENCY	55,885,000	55,885,000	CONDUIT REVENUE BONDS	SINGLE-FAMILY HOUSING
PALMDALE WATER DISTRICT	11,540,000	3,744,500	CERTIFICATES OF PARTICIPATION	MULTIPLE CAPITAL IMPROVEMENTS
PARAMOUNT REDEVELOPMENT AGENCY	34,640,000	6,020,963	TAX ALLOCATION BONDS	REDEVELOPMENT
POMONA PUBLIC FINANCING AUTHORITY ¹¹	51,500,000	37,586,153	OTHER BONDS	REDEVELOPMENT
REGIONAL AIRPORTS IMPROVEMENT CORPORATION	6,500,000	6,500,000	CONDUIT REVENUE BONDS	AIRPORT
SAN DIMAS	2,230,000	650,926	CERTIFICATES OF PARTICIPATION	PUBLIC BUILDING
SAN DIMAS REDEVELOPMENT AGENCY	8,020,000	8,020,000	TAX ALLOCATION BONDS	REDEVELOPMENT
SAN FERNANDO PUBLIC FINANCING AUTHORITY ¹¹	6,960,000	3,705,504	TAX ALLOCATION BONDS	REDEVELOPMENT
SANTA CLARITA REDEVELOPMENT AGENCY	22,940,000	2,285,288	CERTIFICATES OF PARTICIPATION	REDEVELOPMENT
SANTA MONICA COMMUNITY COLLEGE DISTRICT	13,255,000	12,815,000	CERTIFICATES OF PARTICIPATION	MULTIPLE EDUCATIONAL USES
TORRANCE	5,950,000	5,950,000	CERTIFICATES OF PARTICIPATION	PUBLIC BUILDING
WALNUT VALLEY UNIFIED SCHOOL DISTRICT	15,000,000	7,300,000	GENERAL OBLIGATION BONDS	K-12 SCHOOL FACILITY
<u>MARIN COUNTY</u>				
SAN RAFAEL	3,365,000	3,365,000	SPECIAL ASSESSMENT BONDS	MULTIPLE CAPITAL IMPROVEMENTS
<u>MENDOCINO COUNTY</u>				
UKIAH UNIFIED SCHOOL DISTRICT	743,000	743,000	FINANCING LEASE	MULTIPLE EDUCATIONAL USES
<u>MERCED COUNTY</u>				
ATWATER PUBLIC FINANCING AUTHORITY ¹¹	5,875,000	3,550,000	OTHER BONDS	REDEVELOPMENT
<u>NAPA COUNTY</u>				
NAPA	4,570,000	4,445,359	CERTIFICATES OF PARTICIPATION	PUBLIC BUILDING

**TABLE A-5
SUMMARY OF 1991 PUBLIC DEBT FINANCINGS
WHICH REFUND EXISTING INDEBTEDNESS**

<u>ISSUER</u>	<u>AMOUNT ISSUED(\$)¹</u>	<u>REFUNDING AMOUNT(\$)⁹</u>	<u>TYPE OF DEBT</u>	<u>PURPOSE OF DEBT</u>
<u>NEVADA COUNTY</u>				
GRASS VALLEY	18,675,000	18,675,000	CONDUIT REVENUE BONDS	HOSPITAL
<u>ORANGE COUNTY</u>				
ANAHEIM	3,100,000	3,100,000	REVENUE ANTICIPATION NOTES	WATER SUPPLY/DISTRIBUTION
BREA PUBLIC FINANCING AUTHORITY ¹¹	12,000,000	10,227,434	TAX ALLOCATION BONDS	REDEVELOPMENT
BREA PUBLIC FINANCING AUTHORITY ¹¹	16,730,000	9,402,454	PUBLIC LEASE REVENUE BONDS	MULTIPLE CAPITAL IMPROVEMENTS
BREA PUBLIC FINANCING AUTHORITY ¹¹	152,961,147	123,978,296	TAX ALLOCATION BONDS	REDEVELOPMENT
CYPRESS	8,405,000	8,405,000	CONDUIT REVENUE BONDS	SINGLE-FAMILY HOUSING
CYPRESS	6,000,000	3,822,566	CERTIFICATES OF PARTICIPATION	MULTIPLE CAPITAL IMPROVEMENTS
HUNTINGTON BEACH	5,740,000	4,917,513	CERTIFICATES OF PARTICIPATION	MULTIFAMILY HOUSING
IRVINE	19,235,000	19,235,000	SPECIAL ASSESSMENT BONDS	MULTIPLE CAPITAL IMPROVEMENTS
LOS ALAMITOS UNIFIED SCHOOL DISTRICT CFD NO 90-1	9,190,000	9,006,950	LIMITED TAX OBLIGATION BONDS	K-12 SCHOOL FACILITY
ORANGE COUNTY	75,600,000	75,600,000	CONDUIT REVENUE BONDS	MULTIFAMILY HOUSING
ORANGE COUNTY	33,578,790	33,578,790	CERTIFICATES OF PARTICIPATION	PARKING
SADDLEBACK COMMUNITY COLLEGE DISTRICT	4,930,000	3,240,170	CERTIFICATES OF PARTICIPATION	COLLEGE/UNIVERSITY FACILITY
SAN JUAN CAPISTRANO COMMUNITY REDEVELOPMENT AGENCY	6,250,000	6,250,000	TAX ALLOCATION BONDS	REDEVELOPMENT
SEAL BEACH REDEVELOPMENT AGENCY	4,990,000	2,727,668	TAX ALLOCATION BONDS	REDEVELOPMENT
WESTMINSTER REDEVELOPMENT AGENCY	28,475,000	28,475,000	TAX ALLOCATION BONDS	REDEVELOPMENT
WESTMINSTER REDEVELOPMENT AGENCY	450,000	450,000	TAX ALLOCATION BONDS	REDEVELOPMENT
<u>PLUMAS COUNTY</u>				
CSAC FINANCE CORPORATION (PLUMAS COUNTY) ¹¹	1,540,000	150,000	CERTIFICATES OF PARTICIPATION	MULTIPLE CAPITAL IMPROVEMENTS
<u>RIVERSIDE COUNTY</u>				
EASTERN MUNICIPAL WATER DISTRICT	1,585,000	1,585,000	GENERAL OBLIGATION BONDS	WASTEWATER COLLECTION/TREATMENT
EASTERN MUNICIPAL WATER DISTRICT	99,995,000	99,995,000	CERTIFICATES OF PARTICIPATION	MULTIPLE CAPITAL IMPROVEMENTS
EASTERN MUNICIPAL WATER DISTRICT	1,755,000	1,755,000	GENERAL OBLIGATION BONDS	WASTEWATER COLLECTION/TREATMENT
EASTERN MUNICIPAL WATER DISTRICT	2,250,000	2,250,000	GENERAL OBLIGATION BONDS	WASTEWATER COLLECTION/TREATMENT
LAKE ELSINORE REDEVELOPMENT AGENCY	4,000,000	3,800,000	BOND ANTICIPATION NOTES	REDEVELOPMENT
LAKE ELSINORE REDEVELOPMENT AGENCY CFD NO 90-2	14,088,000	958,000	LIMITED TAX OBLIGATION BONDS	MULTIPLE CAPITAL IMPROVEMENTS

**TABLE A-5
SUMMARY OF 1991 PUBLIC DEBT FINANCINGS
WHICH REFUND EXISTING INDEBTEDNESS**

<u>ISSUER</u>	<u>AMOUNT ISSUED(\$)</u> ¹	<u>REFUNDING, AMOUNT(\$)</u> ⁹	<u>TYPE OF DEBT</u>	<u>PURPOSE OF DEBT</u>
PALM SPRINGS FINANCING AUTHORITY ¹¹	50,668,512	37,980	PUBLIC LEASE REVENUE BONDS	CONVENTION CENTER
RANCHO MIRAGE JOINT POWERS FINANCING AUTHORITY ¹¹	15,620,000	3,403,625	OTHER BONDS	REDEVELOPMENT
RIVERSIDE	52,813,489	19,732,100	ENTERPRISE REVENUE BONDS	WATER SUPPLY/DISTRIBUTION
RIVERSIDE	68,175,000	13,185,000	ENTERPRISE REVENUE BONDS	POWER GENERATION/TRANSMISSION
RIVERSIDE	7,515,000	7,515,000	CONDUIT REVENUE BONDS	MULTIFAMILY HOUSING
RIVERSIDE COUNTY	5,305,000	5,305,000	SPECIAL ASSESSMENT BONDS	MULTIPLE CAPITAL IMPROVEMENTS
<u>SACRAMENTO COUNTY</u>				
ELK GROVE UNIFIED SCHOOL DISTRICT CFD NO 1	26,303,996	12,815,000	LIMITED TAX OBLIGATION BONDS	K-12 SCHOOL FACILITY
SACRAMENTO	44,865,000	41,650,000	CERTIFICATES OF PARTICIPATION	PUBLIC BUILDING
SACRAMENTO	32,040,000	29,365,000	CERTIFICATES OF PARTICIPATION	PUBLIC TRANSIT
SACRAMENTO COUNTY	10,010,000	10,010,000	CERTIFICATES OF PARTICIPATION	PARKING
SACRAMENTO COUNTY	10,465,000	10,465,000	CERTIFICATES OF PARTICIPATION	RECREATION/SPORTS FACILITIES
SOUTHGATE RECREATION AND PARK DISTRICT	7,530,000	2,388,836	CERTIFICATES OF PARTICIPATION	MULTIPLE CAPITAL IMPROVEMENTS
<u>SAN BENITO COUNTY</u>				
SAN BENITO HOSPITAL DISTRICT	8,500,000	4,986,000	ENTERPRISE REVENUE BONDS	HOSPITAL
<u>SAN BERNARDINO COUNTY</u>				
APPLE VALLEY	9,485,000	9,140,007	CERTIFICATES OF PARTICIPATION	HOSPITAL
BARSTOW	4,500,000	4,500,000	CONDUIT REVENUE BONDS	MULTIFAMILY HOUSING
FONTANA PUBLIC FINANCING AUTHORITY ¹¹	12,670,000	5,526,939	TAX ALLOCATION BONDS	REDEVELOPMENT
HESPERIA WATER DISTRICT	17,675,000	14,879,825	CERTIFICATES OF PARTICIPATION	WATER SUPPLY/DISTRIBUTION
ONTARIO REDEVELOPMENT AGENCY	7,232,000	7,232,000	CONDUIT REVENUE BONDS	MULTIFAMILY HOUSING
REDLANDS	22,650,000	22,650,000	CONDUIT REVENUE BONDS	MULTIFAMILY HOUSING
SAN BERNARDINO COUNTY	38,205,000	38,205,000	CONDUIT REVENUE BONDS	MULTIFAMILY HOUSING
SAN BERNARDINO JOINT POWERS FINANCING AUTHORITY ¹¹	22,800,000	22,800,000	TAX ALLOCATION BONDS	REDEVELOPMENT
<u>SAN DIEGO COUNTY</u>				
ESCONDIDO	15,200,000	15,200,000	CERTIFICATES OF PARTICIPATION	HEALTH CARE FACILITIES
FALLBROOK SANITARY DISTRICT	14,500,000	11,869,846	CERTIFICATES OF PARTICIPATION	WASTEWATER COLLECTION/TREATMENT

**TABLE A-5
SUMMARY OF 1991 PUBLIC DEBT FINANCINGS
WHICH REFUND EXISTING INDEBTEDNESS**

<u>ISSUER</u>	<u>AMOUNT ISSUED(\$)¹</u>	<u>REFUNDING, AMOUNT(\$)⁹</u>	<u>TYPE OF DEBT</u>	<u>PURPOSE OF DEBT</u>
OCEANSIDE	33,115,000	27,702,300	CERTIFICATES OF PARTICIPATION	PUBLIC BUILDING
PADRE DAM MUNICIPAL WATER DISTRICT	1,325,000	1,325,000	GENERAL OBLIGATION BONDS	WATER SUPPLY/DISTRIBUTION
POMAY REDEVELOPMENT AGENCY	9,330,000	9,330,000	TAX ALLOCATION BONDS	REDEVELOPMENT
SAN DIEGO	27,235,000	27,235,000	CONDUIT REVENUE BONDS	MULTIFAMILY HOUSING
SAN DIEGO COMMUNITY COLLEGE DISTRICT	17,575,000	17,575,000	CERTIFICATES OF PARTICIPATION	COLLEGE/UNIVERSITY FACILITY
SAN DIEGO COUNTY	38,045,000	37,083,781	CERTIFICATES OF PARTICIPATION	MULTIPLE CAPITAL IMPROVEMENTS
SAN DIEGO REGIONAL BUILDING AUTHORITY	46,965,000	46,965,000	CERTIFICATES OF PARTICIPATION	MULTIPLE CAPITAL IMPROVEMENTS
VALLEY CENTER MUNICIPAL WATER DISTRICT	1,770,974	1,770,974	OTHER	WATER SUPPLY/DISTRIBUTION
VISTA	8,640,000	8,640,000	CONDUIT REVENUE BONDS	MULTIFAMILY HOUSING
<u>SAN FRANCISCO COUNTY</u>				
SAN FRANCISCO CITY AND COUNTY REDEVELOPMENT AGENCY	46,405,000	46,405,000	CONDUIT REVENUE BONDS	MULTIFAMILY HOUSING
SAN FRANCISCO CITY AND COUNTY REDEVELOPMENT AGENCY	60,540,000	51,397,378	PUBLIC LEASE REVENUE BONDS	CONVENTION CENTER
SAN FRANCISCO CITY AND COUNTY REDEVELOPMENT AGENCY	46,405,000	46,405,000	CONDUIT REVENUE BONDS	MULTIFAMILY HOUSING
SAN FRANCISCO CITY AND COUNTY REDEVELOPMENT FINANCING AUTHORITY ¹¹	24,913,005	598,617	TAX ALLOCATION BONDS	REDEVELOPMENT
<u>SAN JOAQUIN COUNTY</u>				
LODI	11,170,000	8,976,502	CERTIFICATES OF PARTICIPATION	WASTEWATER COLLECTION/TREATMENT
STOCKTON	8,475,000	8,445,000	SPECIAL ASSESSMENT BONDS	PARKING
<u>SAN LUIS OBISPO COUNTY</u>				
LUCIA MAR UNIFIED SCHOOL DISTRICT	5,500,000	5,500,000	CERTIFICATES OF PARTICIPATION	K-12 SCHOOL FACILITY
<u>SAN MATEO COUNTY</u>				
BRISBANE	8,265,000	8,032,965	SPECIAL ASSESSMENT BONDS	MULTIPLE CAPITAL IMPROVEMENTS
REDWOOD CITY PUBLIC FINANCING AUTHORITY ¹¹	26,715,000	16,140,000	OTHER BONDS	MULTIPLE CAPITAL IMPROVEMENTS
REDWOOD CITY PUBLIC FINANCING AUTHORITY ¹¹	16,950,000	16,950,000	OTHER BONDS	REDEVELOPMENT
<u>SANTA BARBARA COUNTY</u>				
SANTA BARBARA COUNTY	39,005,000	524,763	CERTIFICATES OF PARTICIPATION	MULTIPLE CAPITAL IMPROVEMENTS
SANTA BARBARA REDEVELOPMENT AGENCY	38,685,000	38,685,000	TAX ALLOCATION BONDS	REDEVELOPMENT

**TABLE A-5
SUMMARY OF 1991 PUBLIC DEBT FINANCINGS
WHICH REFUND EXISTING INDEBTEDNESS**

<u>ISSUER</u>	<u>AMOUNT ISSUED(\$)¹</u>	<u>REFUNDING, AMOUNT(\$)⁹</u>	<u>TYPE OF DEBT</u>	<u>PURPOSE OF DEBT</u>
<u>SANTA BARBARA COUNTY</u>				
SANTA MARIA-BONITA SCHOOL DISTRICT	4,980,000	737,797	CERTIFICATES OF PARTICIPATION	K-12 SCHOOL FACILITY
SANTA BARBARA COUNTY	39,005,000	524,763	CERTIFICATES OF PARTICIPATION	MULTIPLE CAPITAL IMPROVEMENTS
SANTA BARBARA REDEVELOPMENT AGENCY	38,685,000	38,685,000	TAX ALLOCATION BONDS	REDEVELOPMENT
SANTA MARIA-BONITA SCHOOL DISTRICT	4,980,000	737,797	CERTIFICATES OF PARTICIPATION	K-12 SCHOOL FACILITY
<u>SANTA CLARA COUNTY</u>				
CAMPBELL	30,245,000	8,764,032	CERTIFICATES OF PARTICIPATION	PUBLIC BUILDING
SAN JOSE	30,225,000	30,000,000	CERTIFICATES OF PARTICIPATION	MULTIPLE CAPITAL IMPROVEMENTS
SANTA CLARA COUNTY	76,550,000	76,550,000	CERTIFICATES OF PARTICIPATION	PRISONS/JAILS/ CORRECTIONAL FACILITIES
<u>SANTA CRUZ COUNTY</u>				
SANTA CRUZ COUNTY	22,925,000	3,000,000	CERTIFICATES OF PARTICIPATION	HEALTH CARE FACILITIES
SCOTTS VALLEY WATER DISTRICT	500,000	500,000	ENTERPRISE REVENUE BONDS	WATER SUPPLY/DISTRIBUTION
WATSONVILLE	7,600,000	5,000,000	ENTERPRISE REVENUE BONDS	WASTEWATER COLLECTION/TREATMENT
WATSONVILLE	7,465,000	2,800,000	ENTERPRISE REVENUE BONDS	WATER SUPPLY/DISTRIBUTION
<u>SOLANO COUNTY</u>				
BENICIA	13,935,000	12,290,000	CERTIFICATES OF PARTICIPATION	WATER SUPPLY/DISTRIBUTION
BENICIA UNIFIED SCHOOL DISTRICT	4,185,000	4,185,000	CERTIFICATES OF PARTICIPATION	K-12 SCHOOL FACILITY
DIXON UNIFIED SCHOOL DISTRICT	5,110,000	2,972,710	CERTIFICATES OF PARTICIPATION	K-12 SCHOOL FACILITY
FAIRFIELD-SUISUN SEWER DISTRICT	39,644,619	34,343,501	ENTERPRISE REVENUE BONDS	WASTEWATER COLLECTION/TREATMENT
VALLEJO CFD NO 1991-1	12,000,000	5,000,000	OTHER BONDS	MULTIPLE CAPITAL IMPROVEMENTS
VALLEJO CITY UNIFIED SCHOOL DISTRICT CFD NO 2	7,350,000	7,140,000	OTHER NOTES	K-12 SCHOOL FACILITY
VALLEJO CITY UNIFIED SCHOOL DISTRICT CFD NO 2	8,195,000	7,145,000	LIMITED TAX OBLIGATION BONDS	K-12 SCHOOL FACILITY
<u>SONOMA COUNTY</u>				
ROHNERT PARK COMMUNITY DEVELOPMENT AGENCY	13,099,895	12,451,000	TAX ALLOCATION BONDS	REDEVELOPMENT
SONOMA COMMUNITY DEVELOPMENT AGENCY	2,890,000	2,890,000	CERTIFICATES OF PARTICIPATION	MULTIFAMILY HOUSING

**TABLE A-5
SUMMARY OF 1991 PUBLIC DEBT FINANCINGS
WHICH REFUND EXISTING INDEBTEDNESS**

<u>ISSUER</u>	<u>AMOUNT ISSUED(\$)</u> ¹	<u>REFUNDING AMOUNT(\$)</u> ⁹	<u>TYPE OF DEBT</u>	<u>PURPOSE OF DEBT</u>
<u>STANISLAUS COUNTY</u>				
MODESTO	24,945,000	24,945,000	CERTIFICATES OF PARTICIPATION	PUBLIC BUILDING
RIVERBANK	1,604,893	1,604,893	SPECIAL ASSESSMENT BONDS	MULTIPLE CAPITAL IMPROVEMENTS
WATERFORD	2,867,131	1,541,182	SPECIAL ASSESSMENT BONDS	MULTIPLE CAPITAL IMPROVEMENTS
<u>TULARE COUNTY</u>				
TULARE COUNTY HOUSING AUTHORITY	3,350,000	3,017,629	ENTERPRISE REVENUE BONDS	MULTIFAMILY HOUSING
TULARE LOCAL HOSPITAL DISTRICT	13,000,000	5,655,000	ENTERPRISE REVENUE BONDS	HOSPITAL
<u>VENTURA COUNTY</u>				
CAMARILLO	7,170,000	6,961,820	CERTIFICATES OF PARTICIPATION	MULTIPLE CAPITAL IMPROVEMENTS
<u>YOLO COUNTY</u>				
WEST SACRAMENTO	26,900,000	1,871,026	SPECIAL ASSESSMENT BONDS	MULTIPLE CAPITAL IMPROVEMENTS
<u>MULTIPLE COUNTIES</u> ¹⁰				
ALLAN HANCOCK JOINT COMMUNITY COLLEGE DISTRICT	1,930,000	1,629,454	CERTIFICATES OF PARTICIPATION	MULTIPLE EDUCATIONAL USES
CALIFORNIA STATEWIDE COMMUNITIES DEVELOPMENT AUTHORITY	5,950,000	5,950,000	CONDUIT REVENUE BONDS	INDUSTRIAL DEVELOPMENT
CALIFORNIA STATEWIDE COMMUNITIES DEVELOPMENT AUTHORITY	86,165,000	61,527,715	CERTIFICATES OF PARTICIPATION	HOSPITAL
CALIFORNIA STATEWIDE COMMUNITIES DEVELOPMENT AUTHORITY	15,000,000	9,585,715	CERTIFICATES OF PARTICIPATION	HOSPITAL
CSDA FINANCE CORPORATION (AMERICAN CANYON CO WD, ARROWBEAR PARK CO WD, MAMMOTH LAKES FPD, KERN CO PUBLIC CD NO 1, SDAG, STINSON BEACH CO WD, TUOLUMNE CO WD NO 1) ¹¹	3,670,000	585,000	CERTIFICATES OF PARTICIPATION	MULTIPLE CAPITAL IMPROVEMENTS

**TABLE A-5
SUMMARY OF 1991 PUBLIC DEBT FINANCINGS
WHICH REFUND EXISTING INDEBTEDNESS**

<u>ISSUER</u>	<u>AMOUNT ISSUED(\$)¹</u>	<u>REFUNDING, AMOUNT(\$)⁹</u>	<u>TYPE OF DEBT</u>	<u>PURPOSE OF DEBT</u>
IMPERIAL IRRIGATION DISTRICT	32,925,000	32,925,000	CERTIFICATES OF PARTICIPATION	POWER GENERATION/TRANSMISSION
MODESTO IRRIGATION DISTRICT	54,724,506	38,000,000	CERTIFICATES OF PARTICIPATION	POWER GENERATION/TRANSMISSION
SACRAMENTO MUNICIPAL UTILITY DISTRICT	114,255,000	114,255,000	ENTERPRISE REVENUE BONDS	POWER GENERATION/TRANSMISSION
SOUTHERN CALIFORNIA PUBLIC POWER AUTHORITY	293,900,000	293,900,000	ENTERPRISE REVENUE BONDS	POWER GENERATION/TRANSMISSION
SOUTHERN CALIFORNIA PUBLIC POWER AUTHORITY	35,695,000	31,720,400	ENTERPRISE REVENUE BONDS	POWER GENERATION/TRANSMISSION
SOUTHERN CALIFORNIA PUBLIC POWER AUTHORITY	100,000	100,000	OTHER NOTES	POWER GENERATION/TRANSMISSION
Y/S SCHOOL FACILITIES FINANCING AUTHORITY ¹¹	10,065,000	8,065,000	CERTIFICATES OF PARTICIPATION	MULTIPLE EDUCATIONAL USES
Y/S SCHOOL FACILITIES FINANCING AUTHORITY ¹¹	5,455,000	1,000,000	CERTIFICATES OF PARTICIPATION	K-12 SCHOOL FACILITY
TOTAL, LOCAL ISSUERS	4,193,385,651	3,407,459,440		
<u>STUDENT LOAN CORPORATION</u>				
CALIFORNIA HIGHER EDUCATION LOAN AUTHORITY, INC	237,500,000	237,500,000	CONDUIT REVENUE BONDS	STUDENT LOANS
TOTAL, STATE & LOCAL ISSUERS	6,613,121,029	5,450,000,577		

**TABLE A-6
OVERVIEW OF 1991 DEBT FINANCINGS BY STATE ISSUERS**

<u>ISSUER</u>	<u># OF ISSUES</u>	<u>AMOUNT ISSUED(\$)</u> ¹	<u>PERCENT OF TOTAL</u> ⁶
CALIFORNIA DEPARTMENT OF TRANSPORTATION	1	126,165,101	0.36%
CALIFORNIA DEPARTMENT OF VETERANS AFFAIRS	1	92,600,000	0.37%
CALIFORNIA DEPARTMENT OF WATER RESOURCES	2	280,000,000	0.80%
CALIFORNIA EDUCATIONAL FACILITIES AUTHORITY	9	262,005,000	0.75%
CALIFORNIA FAIRS FINANCING AUTHORITY ¹²	1	30,865,000	0.09%
CALIFORNIA HEALTH FACILITIES FINANCING AUTHORITY	22	910,800,000	2.62%
CALIFORNIA HOUSING FINANCE AGENCY	16	1,049,418,110	3.01%
CALIFORNIA POLLUTION CONTROL FINANCING AUTHORITY	10	359,585,000	1.12%
CALIFORNIA STATE PUBLIC WORKS BOARD	4	654,736,457	1.88%
DEL MAR RACE TRACK AUTHORITY ¹²	1	60,000,000	0.17%
SPARTAN SHOPS INC ¹²	1	1,100,000	0.00%
STATE OF CALIFORNIA	86	9,773,000,000	28.07%
THE REGENTS OF THE UNIVERSITY OF CALIFORNIA	6	748,541,194	2.15%
TRUSTEES OF THE CALIFORNIA STATE UNIVERSITY	5	142,790,000	0.41%
TOTAL	165	14,521,605,862	41.70%

**TABLE A-7
SUMMARY OF 1991 STATE DEBT FINANCINGS
BY TYPE OF DEBT INSTRUMENT
(AGGREGATE \$ AMOUNT ISSUED AND NUMBER OF ISSUES¹)**

<u>ISSUER</u>	<u>NOTES/ COMMERCIAL PAPER</u>	<u>GENERAL OBLIGATION BONDS</u>	<u>ENTERPRISE REVENUE BONDS</u>	<u>CONDUIT REVENUE BONDS</u>
CALIFORNIA DEPARTMENT OF TRANSPORTATION	-	-	-	-
CALIFORNIA DEPARTMENT OF VETERANS AFFAIRS	-	-	92,600,000 1	-
CALIFORNIA DEPARTMENT OF WATER RESOURCES	-	-	280,000,000 2	-
CALIFORNIA EDUCATIONAL FACILITIES AUTHORITY	-	-	-	262,005,000 9
CALIFORNIA FAIRS FINANCING AUTHORITY ¹²	-	-	30,865,000 1	-
CALIFORNIA HEALTH FACILITIES FINANCING AUTHORITY	-	-	-	910,800,000 22
CALIFORNIA HOUSING FINANCE AGENCY	-	-	-	1,049,418,110 16
CALIFORNIA POLLUTION CONTROL FINANCING AUTHORITY	-	-	-	389,585,000 10
CALIFORNIA STATE PUBLIC WORKS BOARD	-	-	-	-
DEL MAR RACE TRACK AUTHORITY ¹²	60,000,000 1	-	-	-
SPARTAN SHOPS INC ¹²	-	-	1,100,000 1	-
STATE OF CALIFORNIA	5,750,000,000 4	4,023,000,000 82	-	-
THE REGENTS OF THE UNIVERSITY OF CALIFORNIA	-	-	559,910,000 3	-
TRUSTEES OF THE CALIFORNIA STATE UNIVERSITY	-	-	142,790,000 5	-
TOTAL	5,810,000,000 5	4,023,000,000 82	1,107,265,000 13	2,611,808,110 57

**TABLE A-7
SUMMARY OF 1991 STATE DEBT FINANCINGS
BY TYPE OF DEBT INSTRUMENT
(AGGREGATE \$ AMOUNT ISSUED AND NUMBER OF ISSUES¹)**

<u>ISSUER</u>	<u>PUBLIC LEASE REVENUE AND OTHER BONDS</u>	<u>CERTIFICATES OF PARTICIPATION AND LEASES</u>	
CALIFORNIA DEPARTMENT OF TRANSPORTATION	-	126,165,101	1
CALIFORNIA DEPARTMENT OF VETERANS AFFAIRS	-	-	
CALIFORNIA DEPARTMENT OF WATER RESOURCES	-	-	
CALIFORNIA EDUCATIONAL FACILITIES AUTHORITY	-	-	
CALIFORNIA FAIRS FINANCING AUTHORITY ¹²	-	-	
CALIFORNIA HEALTH FACILITIES FINANCING AUTHORITY	-	-	
CALIFORNIA HOUSING FINANCE AGENCY	-	-	
CALIFORNIA POLLUTION CONTROL FINANCING AUTHORITY	-	-	
CALIFORNIA STATE PUBLIC WORKS BOARD	654,736,457	-	4
DEL MAR RACE TRACK AUTHORITY ¹²	-	-	
SPARTAN SHOPS INC ¹²	-	-	
STATE OF CALIFORNIA	-	-	
THE REGENTS OF THE UNIVERSITY OF CALIFORNIA	-	188,631,194	3
TRUSTEES OF THE CALIFORNIA STATE UNIVERSITY	-	-	
TOTAL	654,736,457	314,796,295	4

**TABLE A-8
SUMMARY OF 1991 STATE DEBT FINANCINGS
BY PURPOSE OF THE FINANCING
(AGGREGATE \$ AMOUNT ISSUED AND NUMBER OF ISSUES¹)**

<u>ISSUER</u>	<u>INTERIM FINANCE</u>	<u>SINGLE- FAMILY HOUSING</u>	<u>COLLEGE/ UNIVERSITY HOUSING</u>	<u>MULTIFAMILY HOUSING</u>	<u>HOSPITAL/ HEALTH CARE</u>					
CALIFORNIA DEPARTMENT OF TRANSPORTATION	-	-	-	-	-					
CALIFORNIA DEPARTMENT OF VETERANS AFFAIRS	-	92,600,000	1	-	-					
CALIFORNIA DEPARTMENT OF WATER RESOURCES	-	-	-	-	-					
CALIFORNIA EDUCATIONAL FACILITIES AUTHORITY	-	-	-	-	-					
CALIFORNIA FAIRS FINANCING AUTHORITY ¹²	-	-	-	-	-					
CALIFORNIA HEALTH FACILITIES FINANCING AUTHORITY	-	-	-	-	910,800,000 22					
CALIFORNIA HOUSING FINANCE AGENCY	-	896,903,110	10	152,515,000	6					
CALIFORNIA POLLUTION CONTROL FINANCING AUTHORITY	-	-	-	-	-					
CALIFORNIA STATE PUBLIC WORKS BOARD	-	-	-	-	-					
DEL MAR RACE TRACK AUTHORITY ¹²	-	-	-	-	-					
SPARTAN SHOPS INC ¹²	-	-	-	-	-					
STATE OF CALIFORNIA	5,750,000,000	4	37,000,000	2	-					
THE REGENTS OF THE UNIVERSITY OF CALIFORNIA	-	-	-	-	-					
TRUSTEES OF THE CALIFORNIA STATE UNIVERSITY	-	-	129,190,000	2	-					
TOTAL	5,750,000,000	4	1,026,503,110	13	129,190,000	2	554,515,000	8	910,800,000	22

**TABLE A-8
SUMMARY OF 1991 STATE DEBT FINANCINGS
BY PURPOSE OF THE FINANCING
(AGGREGATE \$ AMOUNT ISSUED AND NUMBER OF ISSUES¹)**

<u>ISSUER</u>	<u>EDUCATION</u>	<u>COLLEGE/ UNIVERSITY FACILITY</u>	<u>PRISONS/ JAILS</u>	<u>POLLUTION CONTROL</u>	<u>CAPITAL IMPROVEMENTS/ PUBLIC WORKS</u>
CALIFORNIA DEPARTMENT OF TRANSPORTATION	-	-	-	-	126,165,101 1
CALIFORNIA DEPARTMENT OF VETERANS AFFAIRS	-	-	-	-	-
CALIFORNIA DEPARTMENT OF WATER RESOURCES	-	-	-	-	280,000,000 2
CALIFORNIA EDUCATIONAL FACILITIES AUTHORITY	-	262,005,000 9	-	-	-
CALIFORNIA FAIRS FINANCING AUTHORITY ¹²	-	-	-	-	30,865,000 1
CALIFORNIA HEALTH FACILITIES FINANCING AUTHORITY	-	-	-	-	-
CALIFORNIA HOUSING FINANCE AGENCY	-	-	-	-	-
CALIFORNIA POLLUTION CONTROL FINANCING AUTHORITY	-	-	-	140,915,000 7	248,670,000 3
CALIFORNIA STATE PUBLIC WORKS BOARD	-	60,345,000 1	505,291,457 1	-	89,100,000 2
DEL MAR RACE TRACK AUTHORITY ¹²	-	-	-	-	60,000,000 1
SPARTAN SHOPS INC ¹²	-	1,100,000 1	-	-	-
STATE OF CALIFORNIA	1,227,000,000 14	501,000,000 6	744,000,000 7	-	1,112,000,000 51
THE REGENTS OF THE UNIVERSITY OF CALIFORNIA	481,784 1	545,035,000 2	-	-	203,024,410 3
TRUSTEES OF THE CALIFORNIA STATE UNIVERSITY	-	13,600,000 3	-	-	-
TOTAL	1,227,481,784 15	1,383,085,000 22	1,249,291,457 8	140,915,000 7	2,149,824,511 64

TABLE A-9
OVERVIEW OF 1991 DEBT FINANCINGS BY LOCAL ISSUERS

<u>ISSUER</u>	<u># OF ISSUES</u>	<u>AMOUNT ISSUED(\$)</u> ¹	<u>PERCENT OF TOTAL</u> ⁶
<u>ALAMEDA COUNTY</u>			
ALAMEDA	1	5,800,000	0.02%
ALAMEDA COUNTY	2	74,236,532	0.21%
ALBANY	1	2,000,000	0.01%
ALBANY CITY UNIFIED SCHOOL DISTRICT (CSBAFC) ¹¹	1	1,790,000	0.01%
BERKELEY	1	9,000,000	0.03%
BERKELEY UNIFIED SCHOOL DISTRICT	3	7,514,523	0.02%
CASTRO VALLEY UNIFIED SCHOOL DISTRICT	1	2,400,000	0.01%
EMERYVILLE REDEVELOPMENT AGENCY	2	21,000,000	0.06%
FREMONT	4	34,590,000	0.10%
FREMONT UNIFIED SCHOOL DISTRICT	2	8,110,000	0.02%
HAYWARD	2	7,981,700	0.02%
LIVERMORE	5	49,735,000	0.14%
NEW HAVEN UNIFIED SCHOOL DISTRICT	1	3,710,000	0.01%
NEWARK UNIFIED SCHOOL DISTRICT	1	2,000,000	0.01%
OAKLAND	4	112,500,000	0.32%
ORO LOMA SANITARY DISTRICT	1	12,000,000	0.03%
PIEDMONT UNIFIED SCHOOL DISTRICT	1	1,150,000	0.00%
PLEASANTON	1	5,570,000	0.02%
PLEASANTON UNIFIED SCHOOL DISTRICT	3	18,500,000	0.05%
SAN LEANDRO UNIFIED SCHOOL DISTRICT	1	4,600,000	0.01%
SAN LORENZO UNIFIED SCHOOL DISTRICT	2	10,715,000	0.03%
UNION CITY	1	3,100,000	0.01%
TOTAL, ALAMEDA COUNTY	41	398,002,755	1.14%
<u>ALPINE COUNTY</u>			
ALPINE COUNTY	1	180,000	0.00%
TOTAL, ALPINE COUNTY	1	180,000	0.00%

**TABLE A-9
OVERVIEW OF 1991 DEBT FINANCINGS BY LOCAL ISSUERS**

<u>ISSUER</u>	<u># OF ISSUES</u>	<u>AMOUNT, ISSUED(\$)</u> ¹	<u>PERCENT OF TOTAL</u> ⁶
<u>AMADOR COUNTY</u>			
IONE CFD NO 1989-1	1	6,550,000	0.02%
IONE CFD NO 1989-2	1	7,500,000	0.02%
TOTAL, AMADOR COUNTY	2	14,050,000	0.04%
<u>BUTTE COUNTY</u>			
CHICO PUBLIC FINANCING AUTHORITY ¹¹	2	25,160,000	0.07%
CHICO REDEVELOPMENT AGENCY	1	15,000,000	0.04%
CHICO UNIFIED SCHOOL DISTRICT	1	8,000,000	0.02%
PARADISE	1	2,578,128	0.01%
THERMALITO UNION ELEMENTARY SCHOOL DISTRICT	1	206,667	0.00%
TOTAL, BUTTE COUNTY	6	50,944,795	0.15%
<u>CALAVERAS COUNTY</u>			
BRET HARTE UNION HIGH SCHOOL DISTRICT (CSBAFC) ¹¹	1	750,000	0.00%
CALAVERAS COUNTY WATER DISTRICT	2	21,187,608	0.06%
MARK TWAIN UNION ELEMENTARY SCHOOL DISTRICT (CSBAFC) ¹¹	1	380,000	0.00%
VALLECITO UNION ELEMENTARY SCHOOL DISTRICT (CSBAFC) ¹¹	1	640,000	0.00%
TOTAL, CALAVERAS COUNTY	5	22,957,608	
<u>COLUSA COUNTY</u>			
COLUSA COUNTY (CSAC) ¹¹	1	1,700,000	0.00%
TOTAL, COLUSA COUNTY	1	1,700,000	0.00%
<u>CONTRA COSTA COUNTY</u>			
ACALANES UNION HIGH SCHOOL DISTRICT	2	12,000,000	0.03%
ANTIOCH AREA PUBLIC FACILITIES FINANCING AGENCY CFD NO 1	1	3,490,000	0.01%
ANTIOCH UNIFIED SCHOOL DISTRICT	2	11,580,505	0.01%
BRENTWOOD UNION SCHOOL DISTRICT	1	5,000,000	0.01%
CENTRAL CONTRA COSTA SANITARY DISTRICT	1	180,725	0.00%

**TABLE A-9
OVERVIEW OF 1991 DEBT FINANCINGS BY LOCAL ISSUERS**

<u>ISSUER</u>	<u># OF ISSUES</u>	<u>AMOUNT ISSUED(\$)</u> ¹	<u>PERCENT OF TOTAL</u> ⁶
CLAYTON CFD NO 1990-2	1	1,460,000	0.00%
CONCORD	1	108,850	0.00%
CONTRA COSTA COMMUNITY COLLEGE DISTRICT	1	5,000,000	0.01%
CONTRA COSTA COUNTY	6	107,788,288	0.31%
CONTRA COSTA COUNTY CFD NO 1991-1	1	4,555,000	0.01%
CONTRA COSTA HOME MORTGAGE FINANCE AUTHORITY ¹¹	1	11,817,856	0.03%
CONTRA COSTA TRANSPORTATION AUTHORITY	1	200,000,771	0.57%
CONTRA COSTA COUNTY BOARD OF EDUCATION (CSBAFC) ¹¹	1	4,990,000	0.01%
DELTA DIABLO SANITATION DISTRICT	1	17,454,950	0.05%
EL CERRITO	1	1,400,000	0.00%
EL CERRITO REDEVELOPMENT AGENCY	1	7,185,000	0.02%
HERCULES	1	2,410,000	0.01%
MARTINEZ UNIFIED SCHOOL DISTRICT	2	6,470,000	0.02%
MT DIABLO HOSPITAL DISTRICT	1	15,000,000	0.04%
MT DIABLO UNIFIED SCHOOL DISTRICT	1	5,000,000	0.01%
MT DIABLO UNIFIED SCHOOL DISTRICT CFD NO 1	1	13,300,000	0.04%
OAKLEY UNION SCHOOL DISTRICT	1	8,520,000	0.02%
PITTSBURG	1	19,200,000	0.06%
PITTSBURG FINANCING AUTHORITY	1	11,915,000	0.03%
PITTSBURG REDEVELOPMENT AGENCY	1	30,000,000	0.09%
PITTSBURG REDEVELOPMENT AGENCY CFD NO 1990-1	1	8,000,000	0.02%
PITTSBURG UNIFIED SCHOOL DISTRICT	1	3,500,000	0.01%
PLEASANT HILL REDEVELOPMENT AGENCY	1	9,825,000	0.03%
SAN RAMON	2	19,029,572	0.05%
SAN RAMON VALLEY UNIFIED SCHOOL DISTRICT	3	52,775,000	0.15%
WALNUT CREEK ELEMENTARY SCHOOL DISTRICT (CSBAFC) ¹¹	1	2,905,000	0.01%
TOTAL, CONTRA COSTA COUNTY	42	601,861,517	1.73%

TABLE A-9
OVERVIEW OF 1991 DEBT FINANCINGS BY LOCAL ISSUERS

<u>ISSUER</u>	<u># OF ISSUES</u>	<u>AMOUNT ISSUED(\$)</u> ¹	<u>PERCENT OF TOTAL</u> ⁶
<u>DEL NORTE COUNTY</u>			
CRESCENT CITY	2	3,211,900	0.01%
CRESCENT CITY PUBLIC FINANCING AUTHORITY ¹¹	1	2,500,000	0.01%
CRESCENT CITY REDEVELOPMENT AGENCY	1	500,000	0.00%
DEL NORTE COUNTY	2	4,600,000	0.01%
DEL NORTE COUNTY UNIFIED SCHOOL DISTRICT	1	222,466	0.00%
TOTAL, DEL NORTE COUNTY	7	11,034,366	0.03%
<u>EL DORADO COUNTY</u>			
BUCKEYE UNION SCHOOL DISTRICT	1	4,645,000	0.01%
GEORGETOWN DIVIDE PUBLIC UTILITY DISTRICT	4	2,024,988	0.01%
GOLD TRAIL UNION SCHOOL DISTRICT	1	80,000	0.00%
LAKE TAHOE UNIFIED SCHOOL DISTRICT (CCALG) ¹¹	1	2,750,000	0.01%
RESCUE UNION SCHOOL DISTRICT	3	1,290,884	0.00%
TOTAL, EL DORADO COUNTY	10	10,790,872	0.03%
<u>FRESNO COUNTY</u>			
AMERICAN UNION ELEMENTARY SCHOOL DISTRICT (CSBAFC) ¹¹	1	450,000	0.00%
CLOVIS	1	6,000,000	0.02%
CLOVIS UNIFIED SCHOOL DISTRICT	3	58,815,000	0.17%
COALINGA	2	3,799,000	0.01%
COALINGA HOSPITAL DISTRICT	2	1,170,000	0.00%
COALINGA PUBLIC FINANCING AUTHORITY ¹¹	2	17,410,000	0.05%
COALINGA REDEVELOPMENT AGENCY	1	5,155,000	0.01%
FIREBAUGH-LAS DELTAS UNIFIED SCHOOL DISTRICT (CSBAFC) ¹¹	1	895,000	0.00%
FRESNO	9	135,983,482	0.39%
FRESNO COUNTY	2	62,350,000	0.18%
FRESNO COUNTY OFFICE OF EDUCATION (CSBAFC) ¹¹	1	4,800,000	0.01%
FRESNO UNIFIED SCHOOL DISTRICT	4	82,565,000	0.24%
HURON REDEVELOPMENT AGENCY	1	848,000	0.00%
JAMES IRRIGATION DISTRICT	1	2,770,000	0.01%

TABLE A-9
OVERVIEW OF 1991 DEBT FINANCINGS BY LOCAL ISSUERS

<u>ISSUER</u>	<u># OF ISSUES</u>	<u>AMOUNT ISSUED(\$)</u> ¹	<u>PERCENT OF TOTAL</u> ⁶
KINGSBURG	1	2,635,000	0.01%
KINGSBURG PUBLIC FINANCING AUTHORITY ¹¹	1	4,000,000	0.01%
MENDOTA UNIFIED SCHOOL DISTRICT	1	9,300,000	0.03%
ORANGE COVE	1	2,345,000	0.01%
REEDLEY	1	4,240,000	0.01%
SAN JOAQUIN	2	1,703,000	0.00%
SANGER CFD NO 1	1	2,410,000	0.01%
SANGER UNIFIED SCHOOL DISTRICT	1	3,500,000	0.01%
SANGER (CA LGA) ¹¹	1	1,000,000	0.00%
SELMA UNIFIED SCHOOL DISTRICT	1	8,140,000	0.02%
TOTAL, FRESNO COUNTY	42	422,283,482	1.21%
<u>GLENN COUNTY</u>			
GLENN COUNTY (CSAC) ¹¹	1	2,300,000	0.01%
TOTAL, GLENN COUNTY	1	2,300,000	0.01%
<u>HUMBOLDT COUNTY</u>			
ARCATA	1	2,700,000	0.01%
EUREKA HIGH SCHOOL DISTRICT	1	1,650,000	0.00%
EUREKA SCHOOL DISTRICT	1	1,700,000	0.00%
HUMBOLDT COUNTY	2	3,650,000	0.01%
TOTAL, HUMBOLDT COUNTY	5	9,700,000	0.03%
<u>IMPERIAL COUNTY</u>			
BRAWLEY	1	712,328	0.00%
EL CENTRO (SDALG) ¹¹	1	1,500,000	0.00%
HOLTVILLE	1	3,500,000	0.01%
IMPERIAL COUNTY	2	6,900,000	0.02%
TOTAL, IMPERIAL COUNTY	5	12,612,328	0.04%

TABLE A-9
OVERVIEW OF 1991 DEBT FINANCINGS BY LOCAL ISSUERS

<u>ISSUER</u>	<u># OF ISSUES</u>	<u>AMOUNT ISSUED(\$)</u> ¹	<u>PERCENT OF TOTAL</u> ⁶
<u>KERN COUNTY</u>			
ARVIN UNION SCHOOL DISTRICT	1	4,555,000	0.01%
BAKERSFIELD	4	10,355,102	0.03%
BAKERSFIELD CITY SCHOOL DISTRICT	1	4,000,000	0.01%
BEARDSLEY SCHOOL DISTRICT	1	1,300,000	0.00%
CALIFORNIA CITY REDEVELOPMENT AGENCY	1	9,000,000	0.03%
DELANO UNION ELEMENTARY SCHOOL DISTRICT (CSBAFC) ¹¹	1	3,250,000	0.01%
GOLDEN EMPIRE SCHOOLS FINANCING AUTHORITY	1	15,320,000	0.04%
KERN COUNTY	2	21,795,000	0.06%
KERN COUNTY BOARD OF EDUCATION	1	3,600,000	0.01%
KERN COUNTY HOUSING AUTHORITY	1	20,000,000	0.06%
KERN HIGH SCHOOL DISTRICT	4	36,820,000	0.11%
KERN VALLEY HOSPITAL DISTRICT	1	20,590,000	0.06%
LOST HILLS UNION SCHOOL DISTRICT	1	2,500,000	0.01%
MC FARLAND UNIFIED SCHOOL DISTRICT	1	1,640,000	0.00%
NORTH OF RIVER SANITARY DISTRICT NO 1	1	4,652,150	0.01%
RIDGECREST REDEVELOPMENT AGENCY	1	4,790,000	0.01%
ROSAMOND COMMUNITY SERVICES DISTRICT	1	11,331,000	0.03%
ROSEDALE UNION SCHOOL DISTRICT	1	2,480,000	0.01%
SIERRA SANDS UNIFIED SCHOOL DISTRICT	1	2,300,000	0.01%
STANDARD ELEMENTARY SCHOOL DISTRICT	1	5,000,000	0.01%
TAFT UNION HIGH SCHOOL DISTRICT	1	5,000,000	0.01%
TEHACHAPI CFD NO 90-1	1	2,780,000	0.01%
TEHACHAPI UNIFIED SCHOOL DISTRICT	1	3,555,000	0.01%
TEHACHAPI UNIFIED SCHOOL DISTRICT (CSBAFC) ¹¹	1	2,500,000	0.01%
WASCO	1	739,400	0.00%
WASCO REDEVELOPMENT AGENCY	1	2,520,000	0.01%
WEST KERN COMMUNITY COLLEGE DISTRICT	2	3,190,000	0.01%
WEST SIDE HOSPITAL DISTRICT	1	4,900,000	0.01%
TOTAL, KERN COUNTY	36	210,462,652	0.60%

TABLE A-9
OVERVIEW OF 1991 DEBT FINANCINGS BY LOCAL ISSUERS

<u>ISSUER</u>	<u># OF ISSUES</u>	<u>AMOUNT ISSUED(\$)¹</u>	<u>PERCENT OF TOTAL⁶</u>
<u>KINGS COUNTY</u>			
HANFORD ELEMENTARY SCHOOL DISTRICT (CSBAFC) ¹¹	1	2,295,000	0.01%
ISLAND UNION ELEMENTARY SCHOOL DISTRICT (CSBAFC) ¹¹	1	125,000	0.00%
KINGS COUNTY	1	4,980,000	0.01%
KINGS COUNTY BOARD OF EDUCATION (CSBAFC) ¹¹	1	1,425,000	0.00%
KINGS RIVER-HARDWICK UNION ELEMENTARY SCHOOL (CSBAFC) ¹¹	1	155,000	0.00%
LEMOORE UNION ELEMENTARY SCHOOL DISTRICT (CSBAFC) ¹¹	1	1,005,000	0.00%
LEMOORE UNION HIGH SCHOOL DISTRICT (CSBAFC) ¹¹	1	1,350,000	0.00%
PIONEER UNION ELEMENTARY SCHOOL DISTRICT (CSBAFC) ¹¹	1	300,000	0.00%
REEF-SUNSET UNIFIED SCHOOL DISTRICT (CSBAFC) ¹¹	1	1,450,000	0.00%
TOTAL, KINGS COUNTY	9	13,085,000	0.04%
<u>LAKE COUNTY</u>			
CLEARLAKE	1	550,000	0.00%
LAKE COUNTY	1	9,075,000	0.03%
TOTAL, LAKE COUNTY	2	9,625,000	0.03%
<u>LOS ANGELES COUNTY</u>			
ALHAMBRA	1	3,000,000	0.01%
ALHAMBRA CITY HIGH SCHOOL DISTRICT (LACS/CCD) ¹¹	1	4,000,000	0.01%
ALHAMBRA CITY SCHOOL DISTRICT (LACS/CCD) ¹¹	1	4,000,000	0.01%
ANTELOPE VALLEY UNION HIGH SCHOOL DISTRICT	1	5,200,000	0.01%
ANTELOPE VALLEY UNION HIGH SCHOOL DISTRICT (LACS/CCD) ¹¹	1	4,200,000	0.01%
ANTELOPE VALLEY-EAST KERN WATER AGENCY CFD NO 90-1	2	13,800,000	0.04%
ARCADIA UNIFIED SCHOOL DISTRICT (LACS/CCD) ¹¹	1	4,000,000	0.01%
AVALON COMMUNITY IMPROVEMENT AGENCY	1	11,500,000	0.03%
AZUSA UNIFIED SCHOOL DISTRICT (CSBAFC) ¹¹	1	4,900,000	0.01%
BASSETT UNIFIED SCHOOL DISTRICT (CSBAFC) ¹¹	1	2,885,000	0.01%
BELL COMMUNITY REDEVELOPMENT AGENCY	1	9,250,000	0.03%

**TABLE A-9
OVERVIEW OF 1991 DEBT FINANCINGS BY LOCAL ISSUERS**

<u>ISSUER</u>	<u># OF ISSUES</u>	<u>AMOUNT, ISSUED(\$)</u> ¹	<u>PERCENT OF TOTAL</u> ⁶
BEVERLY HILLS	1	10,000,000	0.03%
BEVERLY HILLS UNIFIED SCHOOL DISTRICT (LACS/CCD) ¹¹	1	3,500,000	0.01%
BONITA UNIFIED SCHOOL DISTRICT (LACS/CCD) ¹¹	1	3,500,000	0.01%
BURBANK PARKING AUTHORITY CFD NO 1991-1	1	2,030,000	0.01%
BURBANK UNIFIED SCHOOL DISTRICT (LACS/CCD) ¹¹	1	4,500,000	0.01%
CASTAIC UNION SCHOOL DISTRICT (CSBAFC) ¹¹	1	900,000	0.00%
CERRITOS COMMUNITY COLLEGE DISTRICT (LACS/CCD) ¹¹	1	4,000,000	0.01%
CHARTER OAK UNIFIED SCHOOL DISTRICT (LACS/CCD) ¹¹	2	5,000,000	0.01%
CITRUS COMMUNITY COLLEGE DISTRICT (LACS/CCD) ¹¹	1	4,800,000	0.01%
CLAREMONT	1	4,500,000	0.01%
COMMERCE JOINT POWERS FINANCING AUTHORITY ¹¹	1	20,770,000	0.06%
COMMERCE REDEVELOPMENT AGENCY	1	18,069,113	0.05%
COVINA	1	3,320,000	0.01%
COVINA-VALLEY UNIFIED SCHOOL DISTRICT	2	5,000,000	0.01%
CUDAHY REDEVELOPMENT AGENCY	1	2,000,000	0.01%
CULVER CITY	1	20,500,000	0.06%
CULVER CITY UNIFIED SCHOOL DISTRICT (CSBAFC) ¹¹	1	3,500,000	0.01%
DIAMOND BAR (CA LGA) ¹¹	1	1,700,000	0.00%
DUARTE UNIFIED SCHOOL DISTRICT (CSBAFC) ¹¹	1	2,000,000	0.01%
EL MONTE CITY SCHOOL DISTRICT	1	3,360,000	0.01%
EL MONTE CITY SCHOOL DISTRICT (LACS/CCD) ¹¹	1	4,000,000	0.01%
FOOTHILL TRANSIT ZONE	2	30,910,000	0.09%
GARDENA	1	4,300,000	0.01%
GARDENA FINANCING AGENCY	1	6,500,000	0.02%
GARVEY SCHOOL DISTRICT	1	88,152	0.00%
GLENDALE	1	50,000,000	0.14%
GLENDALE UNIFIED SCHOOL DISTRICT (LACS/CCD) ¹¹	1	6,000,000	0.02%
HACIENDA-LA PUENTE UNIFIED SCHOOL DISTRICT (LACS/CCD) ¹¹	1	5,000,000	0.01%
HAWTHORNE	1	5,500,000	0.02%

TABLE A-9
OVERVIEW OF 1991 DEBT FINANCINGS BY LOCAL ISSUERS

<u>ISSUER</u>	<u># OF ISSUES</u>	<u>AMOUNT ISSUED(\$)</u> ¹	<u>PERCENT OF TOTAL</u> ⁶
HAWTHORNE COMMUNITY REDEVELOPMENT AGENCY CFD NO 1990-1	1	8,955,000	0.03%
HAWTHORNE COMMUNITY REDEVELOPMENT AGENCY CFD NO 1991-1	1	15,000,000	0.04%
HAWTHORNE ELEMENTARY SCHOOL DISTRICT (LACS/CCD) ¹¹	1	2,000,000	0.01%
HUNTINGTON PARK	1	2,850,000	0.01%
INDUSTRY	1	7,315,000	0.02%
INGLEWOOD	2	104,335,000	0.30%
IRWINDALE PUBLIC FINANCING AUTHORITY CFD NO 1	1	10,000,000	0.03%
LA CANADA FLINTRIDGE	1	1,200,000	0.00%
LA MIRADA REDEVELOPMENT AGENCY	1	5,565,000	0.02%
LANCASTER CFD NO 91-1	1	5,830,000	0.02%
LANCASTER CFD NO 91-2	1	9,000,000	0.03%
LANCASTER REDEVELOPMENT AGENCY	7	42,760,000	0.12%
LANCASTER SCHOOL DISTRICT (LACS/CCD) ¹¹	1	3,800,000	0.01%
LANCASTER-GRAND TERRACE-HUNTINGTON PARK HOUSING FINANCE AUTHORITY	1	11,285,000	0.03%
LAS VIRGENES MUNICIPAL WATER DISTRICT	1	60,000,000	0.17%
LAS VIRGENES UNIFIED SCHOOL DISTRICT (LACS/CCD) ¹¹	1	4,000,000	0.01%
LAWDALE SCHOOL DISTRICT (LACS/CCD) ¹¹	1	2,000,000	0.01%
LENNOX SCHOOL DISTRICT (LACS/CCD) ¹¹	1	1,100,000	0.00%
LITTLE LAKE CITY SCHOOL DISTRICT (LACS/CCD) ¹¹	2	3,600,000	0.01%
LONG BEACH	6	139,392,511	0.40%
LONG BEACH CFD NO 2	1	5,340,000	0.02%
LOS ANGELES	15	874,270,000	2.51%
LOS ANGELES COMMUNITY REDEVELOPMENT AGENCY	5	137,195,000	0.39%
LOS ANGELES COUNTY	19	1,954,326,202	5.61%
LOS ANGELES COUNTY HOUSING AUTHORITY	2	44,410,000	0.13%
LOS ANGELES COUNTY SANITATION DISTRICT	2	5,966,233	0.02%
LOS ANGELES COUNTY SUPERINTENDENT OF SCHOOLS	1	20,475,000	0.06%
LOS ANGELES COUNTY TRANSPORTATION COMMISSION	3	1,131,425,000	3.25%
LOS ANGELES COUNTY INDUSTRIAL DEVELOPMENT AUTHORITY	1	5,000,000	0.01%
LOS ANGELES DEPARTMENT OF WATER AND POWER	5	575,000,000	1.65%
LOS ANGELES INDUSTRIAL DEVELOPMENT AUTHORITY	1	2,825,000	0.01%

TABLE A-9
OVERVIEW OF 1991 DEBT FINANCINGS BY LOCAL ISSUERS

<u>ISSUER</u>	<u># OF ISSUES</u>	<u>AMOUNT ISSUED(\$)</u> ¹	<u>PERCENT OF TOTAL</u> ⁶
LOS ANGELES UNIFIED SCHOOL DISTRICT	5	348,110,000	1.00%
LOS NIETOS SCHOOL DISTRICT (LACS/CCD) ¹¹	1	1,100,000	0.00%
MANHATTAN BEACH CITY ELEMENTARY SCHOOL DISTRICT (CSBAFC) ¹¹	1	2,610,000	0.01%
MAYWOOD	1	600,000	0.00%
MONROVIA UNIFIED SCHOOL DISTRICT (LACS/CCD) ¹¹	1	2,000,000	0.01%
MONTEBELLO	1	7,800,000	0.02%
MONTEBELLO UNIFIED SCHOOL DISTRICT	2	24,830,000	0.07%
NEWHALL ELEMENTARY SCHOOL DISTRICT	1	450,000	0.00%
NEWHALL ELEMENTARY SCHOOL DISTRICT AND CASTAIC UNION SCHOOL DISTRICT	1	4,000,000	0.01%
NEWHALL ELEMENTARY SCHOOL DISTRICT (CSBAFC) ¹¹	1	2,250,000	0.01%
PALMDALE CFD NO 91-1	1	7,970,000	0.02%
PALMDALE COMMUNITY REDEVELOPMENT AGENCY	1	55,885,000	0.16%
PALMDALE ELEMENTARY SCHOOL DISTRICT	2	14,560,000	0.04%
PALMDALE SCHOOL DISTRICT (LACS/CCD) ¹¹	1	4,000,000	0.01%
PALMDALE WATER DISTRICT	1	11,540,000	0.03%
PALOS VERDES LIBRARY DISTRICT	1	16,000,000	0.05%
PALOS VERDES PENINSULA UNIFIED SCHOOL DISTRICT	1	5,000,000	0.01%
PARAMOUNT REDEVELOPMENT AGENCY	1	34,640,000	0.10%
PASADENA	3	32,950,000	0.09%
PASADENA DEVELOPMENT COMMISSION	2	39,400,000	0.11%
PASADENA UNIFIED SCHOOL DISTRICT (LACS/CCD) ¹¹	1	5,000,000	0.01%
POMONA PUBLIC FINANCING AUTHORITY ¹¹	1	51,500,000	0.15%
POMONA UNIFIED SCHOOL DISTRICT	1	5,000,000	0.01%
REDONDO BEACH CITY SCHOOL DISTRICT (LACS/CCD) ¹¹	1	2,000,000	0.01%
REGIONAL AIRPORTS IMPROVEMENT CORPORATION	2	7,925,000	0.02%
RIO HONDO COMMUNITY COLLEGE DISTRICT (LACS/CCD) ¹¹	1	4,500,000	0.01%
ROSEMEAD REDEVELOPMENT AGENCY	1	11,725,240	0.03%
ROWLAND UNIFIED SCHOOL DISTRICT (LACS/CCD) ¹¹	1	5,000,000	0.01%
SAN DIMAS	1	2,230,000	0.01%

**TABLE A-9
OVERVIEW OF 1991 DEBT FINANCINGS BY LOCAL ISSUERS**

<u>ISSUER</u>	<u># OF ISSUES</u>	<u>AMOUNT ISSUED(\$)</u> ¹	<u>PERCENT OF TOTAL</u> ⁶
SAN DIMAS REDEVELOPMENT AGENCY	1	8,020,000	0.02%
SAN FERNANDO PUBLIC FINANCING AUTHORITY ¹¹	1	6,960,000	0.02%
SAN MARINO UNIFIED SCHOOL DISTRICT	1	500,000	0.00%
SANTA CLARITA	1	2,150,000	0.01%
SANTA CLARITA PUBLIC FINANCING AUTHORITY ¹¹	1	22,940,000	0.07%
SANTA CLARITA REDEVELOPMENT AGENCY	1	22,940,000	0.07%
SANTA CLARITA COMMUNITY COLLEGE DISTRICT (CSBAFC) ¹¹	1	2,015,000	0.01%
SANTA MONICA	1	34,200,000	0.10%
SANTA MONICA COMMUNITY COLLEGE DISTRICT	1	13,255,000	0.04%
SANTA MONICA-MALIBU UNIFIED SCHOOL DISTRICT	1	10,000,000	0.03%
SANTA MONICA-MALIBU UNIFIED SCHOOL DISTRICT (LACS/CCD) ¹¹	1	4,000,000	0.01%
SAUGUS UNION ELEMENTARY SCHOOL DISTRICT (CSBAFC) ¹¹	1	4,980,000	0.01%
SOLEDAD-AGUA DULCE UNION ELEMENTARY SCHOOL DISTRICT (CSBAFC) ¹¹	1	635,000	0.00%
SOUTH BAY UNION HIGH SCHOOL DISTRICT (LACS/CCD) ¹¹	1	2,800,000	0.01%
SOUTH PASADENA UNIFIED SCHOOL DISTRICT (LACS/CCD) ¹¹	1	1,700,000	0.00%
SOUTHERN CALIFORNIA RAPID TRANSIT DISTRICT	3	89,000,000	0.26%
SULPHUR SPRINGS UNION SCHOOL DISTRICT	2	28,697,476	0.08%
TEMPLE CITY UNIFIED SCHOOL DISTRICT (LACS/CCD) ¹¹	1	2,200,000	0.01%
TORRANCE	2	9,470,000	0.03%
TORRANCE UNIFIED SCHOOL DISTRICT (LACS/CCD) ¹¹	1	5,000,000	0.01%
WALNUT VALLEY UNIFIED SCHOOL DISTRICT	1	15,000,000	0.04%
WEST BASIN MUNICIPAL WATER DISTRICT	1	115,000,000	0.33%
WEST HOLLYWOOD	1	3,400,000	0.01%
WHITTIER	1	2,400,000	0.01%
WHITTIER CFD NO 1991-1	1	6,270,000	0.02%
WHITTIER CITY SCHOOL DISTRICT (LACS/CCD) ¹¹	1	3,100,000	0.01%
WHITTIER UNION HIGH SCHOOL DISTRICT (LACS/CCD) ¹¹	1	4,500,000	0.01%
WILLIAM S HART UNION HIGH SCHOOL DISTRICT (CSBAFC) ¹¹	1	4,990,000	0.01%
WILSONA SCHOOL DISTRICT (CSBAFC) ¹¹	1	1,500,000	0.00%
WISEBURN SCHOOL DISTRICT (CSBAFC) ¹¹	1	910,000	0.00%
TOTAL, LOS ANGELES COUNTY	205	6,637,309,927	19.06%

**TABLE A-9
OVERVIEW OF 1991 DEBT FINANCINGS BY LOCAL ISSUERS**

<u>ISSUER</u>	<u># OF ISSUES</u>	<u>AMOUNT, ISSUED(\$)</u> ¹	<u>PERCENT OF TOTAL</u> ⁶
<u>MADERA COUNTY</u>			
MADERA COUNTY	2	9,540,000	0.03%
MADERA COUNTY BOARD OF EDUCATION	1	5,000,000	0.01%
MADERA COUNTY (CSAC) ¹¹	1	3,500,000	0.01%
TOTAL, MADERA COUNTY	4	18,040,000	0.05%
<u>MARIN COUNTY</u>			
KENTFIELD ELEMENTARY SCHOOL DISTRICT (CSBAFC) ¹¹	1	925,000	0.00%
LARKSPUR	1	116,230	0.00%
MARIN COMMUNITY COLLEGE DISTRICT (CSBAFC) ¹¹	1	4,980,000	0.01%
MARIN COUNTY	4	46,562,835	0.13%
MARIN MUNICIPAL WATER DISTRICT	1	13,500,000	0.04%
NOVATO	1	2,100,000	0.01%
NOVATO CFD NO 1	1	27,960,000	0.08%
NOVATO UNIFIED SCHOOL DISTRICT	1	2,260,000	0.01%
NOVATO UNIFIED SCHOOL DISTRICT (CSBAFC) ¹¹	1	2,325,000	0.01%
SAN RAFAEL	1	3,365,000	0.01%
SAN RAFAEL CITY HIGH SCHOOL DISTRICT (CA LGA) ¹¹	1	2,000,000	0.01%
SAN RAFAEL HIGH SCHOOL DISTRICT	1	73,808	0.00%
SAN RAFAEL SANITATION DISTRICT	1	5,010,000	0.01%
SAN RAFAEL CITY ELEMENTARY SCHOOL DISTRICT (CA LGA) ¹¹	1	1,600,000	0.00%
STRAWBERRY RECREATION DISTRICT	1	650,000	0.00%
TIBURON	1	434,264	0.00%
TOTAL, MARIN COUNTY	19	113,862,137	0.33%
<u>MENDOCINO COUNTY</u>			
GUALALA COMMUNITY SERVICES DISTRICT	1	937,118	0.00%
MENDOCINO COUNTY	1	11,000,000	0.03%
UKIAH UNIFIED SCHOOL DISTRICT	1	743,000	0.00%

**TABLE A-9
OVERVIEW OF 1991 DEBT FINANCINGS BY LOCAL ISSUERS**

<u>ISSUER</u>	<u># OF ISSUES</u>	<u>AMOUNT, ISSUED(\$)</u> ¹	<u>PERCENT OF TOTAL</u> ⁶
UKIAH UNIFIED SCHOOL DISTRICT (CSBAFC) ¹¹	1	4,000,000	0.01%
WILLITS	1	4,710,000	0.01%
TOTAL, MENDOCINO COUNTY	5	21,390,118	0.06%
<u>MERCED COUNTY</u>			
ATWATER PUBLIC FINANCING AUTHORITY ¹¹	1	5,875,000	0.02%
DOS PALOS AREA WASTEWATER DISPOSAL JOINT POWERS AGENCY	1	2,577,800	0.01%
MERCED COUNTY (CSAC) ¹¹	1	5,700,000	0.02%
WINTON WATER AND SANITARY DISTRICT CFD NO 90-1	1	2,650,000	0.01%
TOTAL, MERCED COUNTY	4	16,802,800	0.05%
<u>MONO COUNTY</u>			
MONO COUNTY	1	3,950,000	0.01%
MONO COUNTY BOARD OF EDUCATION	1	3,800,000	0.01%
TOTAL, MONO COUNTY	2	7,750,000	0.02%
<u>MONTEREY COUNTY</u>			
ALISAL UNION SCHOOL DISTRICT	1	4,165,000	0.01%
CARMEL HIGHLANDS FIRE PROTECTION DISTRICT (CCALG) ¹¹	1	200,000	0.00%
CARMEL UNIFIED SCHOOL DISTRICT (CSBAFC) ¹¹	1	2,955,000	0.01%
MID CARMEL VALLEY FIRE PROTECTION DISTRICT (CCALG) ¹¹	1	250,000	0.00%
MONTEREY COUNTY BOARD OF EDUCATION (CSBAFC) ¹¹	1	4,000,000	0.01%
MONTEREY PENINSULA COMMUNITY COLLEGE DISTRICT (CSBAFC) ¹¹	1	4,185,000	0.01%
MONTEREY PENINSULA UNIFIED SCHOOL DISTRICT (CSBAFC) ¹¹	1	4,990,000	0.01%
NORTH MONTEREY COUNTY UNIFIED SCHOOL DISTRICT	1	3,025,000	0.01%
PACIFIC GROVE UNIFIED SCHOOL DISTRICT (CSBAFC) ¹¹	1	2,200,000	0.01%
SALINAS	2	18,880,000	0.05%
SALINAS CITY ELEMENTARY SCHOOL DISTRICT (CSBAFC) ¹¹	1	3,500,000	0.01%
SALINAS REDEVELOPMENT AGENCY	1	435,176	0.00%
SALINAS UNION HIGH SCHOOL DISTRICT (CSBAFC) ¹¹	1	4,990,000	0.01%

**TABLE A-9
OVERVIEW OF 1991 DEBT FINANCINGS BY LOCAL ISSUERS**

<u>ISSUER</u>	<u># OF ISSUES</u>	<u>AMOUNT ISSUED(\$)</u> ¹	<u>PERCENT OF TOTAL</u> ⁶
SANTA RITA UNION ELEMENTARY SCHOOL DISTRICT (CSBAFC) ¹¹	1	1,385,000	0.00%
SEASIDE	1	1,600,000	0.00%
WASHINGTON UNION SCHOOL DISTRICT	1	2,500,000	0.01%
TOTAL, MONTEREY COUNTY	17	59,260,176	0.17%
<u>NAPA COUNTY</u>			
NAPA	1	4,570,000	0.01%
NAPA COUNTY	1	1,645,000	0.00%
NAPA COUNTY SUPERINTENDENT OF SCHOOLS	2	165,668	0.00%
NAPA COUNTY BOARD OF EDUCATION (CSBAFC) ¹¹	1	2,435,000	0.01%
NAPA VALLEY UNIFIED SCHOOL DISTRICT (CSBAFC) ¹¹	1	4,990,000	0.01%
ST HELENA UNIFIED SCHOOL (CSBAFC) ¹¹	1	2,045,000	0.01%
TOTAL, NAPA COUNTY	7	15,850,668	0.05%
<u>NEVADA COUNTY</u>			
GRASS VALLEY	1	18,675,000	0.05%
NEVADA CITY	1	2,380,000	0.01%
NEVADA COUNTY	2	27,870,000	0.08%
TOTAL, NEVADA COUNTY	4	48,925,000	0.14%
<u>ORANGE COUNTY</u>			
ANAHEIM	4	134,104,000	0.39%
ANAHEIM CITY SCHOOL DISTRICT (ORANGE CO. SD) ¹¹	1	5,000,000	0.01%
BREA PUBLIC FINANCING AUTHORITY ¹¹	5	212,771,147	0.61%
BREA-OLINDA UNIFIED SCHOOL DISTRICT	1	2,790,000	0.01%
CAPISTRANO UNIFIED SCHOOL DISTRICT	1	10,600,000	0.03%
CENTRALIA ELEMENTARY SCHOOL DISTRICT (CSBAFC) ¹¹	1	3,890,000	0.01%
COAST COMMUNITY COLLEGE DISTRICT	1	3,000,000	0.01%
COSTA MESA CFD NO 91-1	1	2,965,000	0.01%
COSTA MESA PUBLIC FINANCING AUTHORITY ¹¹	1	3,225,000	0.01%

**TABLE A-9
OVERVIEW OF 1991 DEBT FINANCINGS BY LOCAL ISSUERS**

<u>ISSUER</u>	<u># OF ISSUES</u>	<u>AMOUNT, ISSUED (\$)</u> ¹	<u>PERCENT OF TOTAL</u> ⁶
CYPRESS	2	14,405,000	0.04%
CYPRESS SCHOOL DISTRICT	1	4,770,000	0.01%
FOUNTAIN VALLEY SCHOOL DISTRICT	1	3,200,000	0.01%
FULLERTON	1	4,915,000	0.01%
FULLERTON SCHOOL DISTRICT (ORANGE CO SD) ¹¹	1	3,800,000	0.01%
HUNTINGTON BEACH	3	20,240,000	0.06%
HUNTINGTON BEACH UNION HIGH SCHOOL DISTRICT	1	9,000,000	0.03%
HUNTINGTON BEACH CITY SCHOOL DISTRICT (ORANGE CO SD) ¹¹	1	3,100,000	0.01%
IRVINE	2	79,235,000	0.23%
IRVINE RANCH WATER DISTRICT	2	23,800,000	0.07%
IRVINE UNIFIED SCHOOL DISTRICT	1	14,500,000	0.04%
LA HABRA	1	4,300,000	0.01%
LA HABRA CITY SCHOOL DISTRICT	1	1,200,000	0.00%
LA PALMA COMMUNITY DEVELOPMENT COMMISSION	1	6,500,000	0.02%
LAGUNA BEACH	1	20,000,000	0.06%
LAGUNA BEACH UNIFIED SCHOOL DISTRICT	1	2,750,000	0.01%
LOS ALAMITOS UNIFIED SCHOOL DISTRICT CFD NO 90-1	1	9,190,000	0.03%
NEWPORT BEACH	5	1,282,776	0.00%
NEWPORT-MESA UNIFIED SCHOOL DISTRICT	1	17,000,000	0.05%
NEWPORT-MESA UNIFIED SCHOOL DISTRICT CFD NO 90-1	1	4,750,000	0.01%
OCEAN VIEW SCHOOL DISTRICT	1	3,600,000	0.01%
ORANGE	1	108,620	0.00%
ORANGE COUNTY	6	318,593,790	0.91%
ORANGE COUNTY BOARD OF EDUCATION	1	15,000,000	0.04%
ORANGE COUNTY CFD NO 87-2	1	9,200,000	0.03%
ORANGE COUNTY LOCAL TRANSPORTATION AUTHORITY	2	104,323,608	0.30%
ORANGE COUNTY SANITATION DISTRICT 1,2,3,5,6,7,11	1	117,555,000	0.34%
ORANGE UNIFIED SCHOOL DISTRICT	2	16,000,000	0.05%
PLACENTIA	1	3,600,000	0.01%
PLACENTIA UNIFIED SCHOOL DISTRICT (CSBAFC) ¹¹	1	4,990,000	0.01%

**TABLE A-9
OVERVIEW OF 1991 DEBT FINANCINGS BY LOCAL ISSUERS**

<u>ISSUER</u>	<u># OF ISSUES</u>	<u>AMOUNT ISSUED(\$)</u> ¹	<u>PERCENT OF TOTAL</u> ⁶
SADDEBACK COMMUNITY COLLEGE DISTRICT	2	11,430,000	0.03%
SADDEBACK VALLEY UNIFIED SCHOOL DISTRICT	2	11,119,700	0.03%
SADDEBACK VALLEY UNIFIED SCHOOL DISTRICT CFD NO 89-1	1	6,515,000	0.02%
SADDEBACK VALLEY UNIFIED SCHOOL DISTRICT CFD NO 89-2	1	11,350,000	0.03%
SADDEBACK VALLEY UNIFIED SCHOOL DISTRICT CFD NO 89-3	1	8,970,000	0.03%
SAN JUAN CAPISTRANO	1	9,050,000	0.03%
SAN JUAN CAPISTRANO COMMUNITY REDEVELOPMENT AGENCY	2	15,750,000	0.05%
SANTA ANA UNIFIED SCHOOL DISTRICT	1	4,880,000	0.01%
SANTA MARGARITA WATER DISTRICT	2	20,000,000	0.06%
SEAL BEACH	1	1,950,000	0.01%
SEAL BEACH REDEVELOPMENT AGENCY	1	4,990,000	0.01%
SOUTH COAST WATER DISTRICT	1	5,000,000	0.01%
TUSTIN COMMUNITY REDEVELOPMENT AGENCY	1	13,100,000	0.04%
TUSTIN UNIFIED SCHOOL DISTRICT	1	4,900,000	0.01%
WESTMINSTER REDEVELOPMENT AGENCY	2	28,925,000	0.08%
WESTMINSTER SCHOOL DISTRICT	1	2,600,000	0.01%
YORBA LINDA	1	4,010,000	0.01%
TOTAL, ORANGE COUNTY	84	1,383,793,641	3.97%
<u>PLACER COUNTY</u>			
AUBURN UNION SCHOOL DISTRICT	1	6,295,000	0.02%
EUREKA UNION SCHOOL DISTRICT	1	3,270,000	0.01%
LINCOLN REDEVELOPMENT AGENCY	1	4,950,000	0.01%
PLACER COUNTY OFFICE OF EDUCATION	1	2,400,000	0.01%
PLACER UNION HIGH SCHOOL DISTRICT	1	2,700,000	0.01%
ROCKLIN UNIFIED SCHOOL DISTRICT	1	24,155,756	0.07%
ROCKLIN UNIFIED SCHOOL DISTRICT CFD NO 2	1	2,810,000	0.01%
ROSEVILLE CITY SCHOOL DISTRICT	1	1,500,000	0.00%
ROSEVILLE NORTH CENTRAL CFD NO 1	1	90,125,000	0.26%
ROSEVILLE NORTHEAST CFD NO 2	1	14,050,000	0.04%

**TABLE A-9
OVERVIEW OF 1991 DEBT FINANCINGS BY LOCAL ISSUERS**

<u>ISSUER</u>	<u># OF ISSUES</u>	<u>AMOUNT, ISSUED(\$)</u> ¹	<u>PERCENT OF TOTAL</u> ⁶
WESTERN PLACER UNIFIED SCHOOL DISTRICT	1	5,000,000	0.01%
TOTAL, PLACER COUNTY	11	157,255,756	0.45%
<u>PLUMAS COUNTY</u>			
CALIFORNIA SCHOOL BOARDS ASSOCIATION FINANCE CORPORATION (PLUMAS UNIFIED SCHOOL DISTRICT) ¹¹	1	2,210,000	0.01%
CSAC FINANCE CORPORATION (PLUMAS COUNTY) ¹¹	1	1,540,000	0.00%
PLUMAS COUNTY	1	2,200,000	0.01%
QUINCY COMMUNITY SERVICES DISTRICT	1	358,000	0.00%
TOTAL, PLUMAS COUNTY	4	6,308,000	0.02%
<u>RIVERSIDE COUNTY</u>			
BANNING	1	2,026,500	0.01%
BEAUMONT UNIFIED SCHOOL DISTRICT	1	2,730,000	0.01%
BLYTHE REDEVELOPMENT AGENCY	2	2,000,000	0.01%
CATHEDRAL CITY	1	10,725,064	0.03%
CENTRAL BASIN MUNICIPAL WATER DISTRICT	1	19,800,000	0.06%
COACHELLA REDEVELOPMENT AGENCY	1	2,400,000	0.01%
COACHELLA VALLEY RECREATION AND PARK DISTRICT	1	6,185,000	0.02%
COACHELLA VALLEY UNIFIED SCHOOL DISTRICT	1	7,420,000	0.02%
CORONA	2	12,050,086	0.03%
CORONA-NORCO UNIFIED SCHOOL DISTRICT	1	1,113,853	0.00%
DESERT SANDS UNIFIED SCHOOL DISTRICT	2	64,010,000	0.18%
EASTERN MUNICIPAL WATER DISTRICT	5	234,275,000	0.67%
ELSINORE VALLEY MUNICIPAL WATER DISTRICT	1	3,647,000	0.01%
HEMET	1	5,895,000	0.02%
HEMET UNIFIED SCHOOL DISTRICT	4	15,380,000	0.04%
LA QUINTA	1	2,240,866	0.01%
LA QUINTA FINANCING AUTHORITY	1	8,515,000	0.02%
LA QUINTA REDEVELOPMENT AGENCY	1	8,700,000	0.02%

**TABLE A-9
OVERVIEW OF 1991 DEBT FINANCINGS BY LOCAL ISSUERS**

<u>ISSUER</u>	<u># OF ISSUES</u>	<u>AMOUNT, ISSUED(\$)</u> ¹	<u>PERCENT OF TOTAL</u> ⁶
LAKE ELSINORE CFD NO 88-3	1	14,500,000	0.04%
LAKE ELSINORE CFD NO 91-2	1	12,100,000	0.03%
LAKE ELSINORE PUBLIC FINANCE AUTHORITY ¹¹	1	15,700,000	0.05%
LAKE ELSINORE REDEVELOPMENT AGENCY	1	4,000,000	0.01%
LAKE ELSINORE UNIFIED SCHOOL DISTRICT CFD NO 88-1	1	7,330,000	0.02%
LAKE ELSINORE REDEVELOPMENT AGENCY CFD NO 90-2	1	14,088,000	0.04%
MENIFEE UNION SCHOOL DISTRICT	1	1,500,000	0.00%
MORENO VALLEY CFD NO 87-1	1	12,000,000	0.03%
MORENO VALLEY UNIFIED SCHOOL DISTRICT	2	25,998,698	0.07%
MURRIETA COUNTY WATER DISTRICT CFD NO 88-1	1	7,840,000	0.02%
MURRIETA VALLEY UNIFIED SCHOOL DISTRICT	1	19,250,000	0.06%
NORCO REDEVELOPMENT AGENCY	1	1,915,000	0.01%
PALM SPRINGS	4	8,494,812	0.02%
PALM SPRINGS FINANCING AUTHORITY	3	77,503,512	0.22%
PALM SPRINGS UNIFIED SCHOOL DISTRICT (CSBAFC) ¹¹	1	4,990,000	0.01%
PALO VERDE UNIFIED SCHOOL DISTRICT	1	2,000,000	0.01%
PERRIS CFD NO 90-1	1	3,260,000	0.01%
PERRIS CFD NO 90-2	1	31,320,000	0.09%
PERRIS CFD NO 91-1	1	8,010,000	0.02%
PERRIS REDEVELOPMENT AGENCY	1	3,470,000	0.01%
PERRIS SCHOOL DISTRICT	1	8,000,000	0.02%
PERRIS UNION HIGH SCHOOL DISTRICT	1	4,995,000	0.01%
RANCHO CALIFORNIA WATER DISTRICT	2	543,603	0.00%
RANCHO CALIFORNIA WATER DISTRICT FINANCING AUTHORITY	1	92,524,290	0.27%
RANCHO MIRAGE JOINT POWERS FINANCING AUTHORITY ¹¹	2	21,620,000	0.06%
RIVERSIDE	4	132,772,054	0.38%
RIVERSIDE CFD NO 90-1	1	20,400,000	0.06%
RIVERSIDE CFD NO 90-2	1	8,945,980	0.03%
RIVERSIDE COUNTY	6	228,357,382	0.66%
RIVERSIDE COUNTY BOARD OF EDUCATION	1	5,000,000	0.01%

**TABLE A-9
OVERVIEW OF 1991 DEBT FINANCINGS BY LOCAL ISSUERS**

<u>ISSUER</u>	<u># OF ISSUES</u>	<u>AMOUNT, ISSUED(\$)</u> ¹	<u>PERCENT OF TOTAL</u> ⁶
RIVERSIDE COUNTY CFD NO 89-1	1	14,000,000	0.04%
RIVERSIDE COUNTY CFD NO 89-5	1	18,825,000	0.05%
RIVERSIDE COUNTY INDUSTRIAL DEVELOPMENT AUTHORITY	1	5,300,000	0.02%
RIVERSIDE COUNTY REDEVELOPMENT AGENCY	1	11,415,000	0.03%
RIVERSIDE COUNTY TRANSPORTATION COMMISSION	1	112,996,959	0.32%
RIVERSIDE PUBLIC FINANCING AUTHORITY ¹¹	1	13,285,000	0.04%
RIVERSIDE REDEVELOPMENT AGENCY	1	9,700,000	0.03%
RIVERSIDE UNIFIED SCHOOL DISTRICT	1	8,819,015	0.03%
SAN JACINTO UNIFIED SCHOOL DISTRICT	2	13,304,091	0.04%
TEMECULA VALLEY UNIFIED SCHOOL DISTRICT	1	3,600,000	0.01%
VAL VERDE UNIFIED SCHOOL DISTRICT	1	9,305,000	0.03%
TOTAL, RIVERSIDE COUNTY	86	1,428,091,765	4.10%
<u>SACRAMENTO COUNTY</u>			
ELK GROVE UNIFIED SCHOOL DISTRICT	1	2,897,028	0.01%
ELK GROVE UNIFIED SCHOOL DISTRICT CFD NO 1	1	26,303,996	0.08%
FAIR OAKS WATER DISTRICT	1	4,045,000	0.01%
FOLSOM	1	401,874	0.00%
FOLSOM REDEVELOPMENT AGENCY	1	2,856,800	0.01%
FOLSOM-CORDOVA UNIFIED SCHOOL DISTRICT	1	3,815,000	0.01%
FULTON-EL CAMINO RECREATION AND PARK DISTRICT	1	4,150,000	0.01%
GALT	2	5,704,280	0.02%
NORTH SACRAMENTO SCHOOL DISTRICT	1	475,000	0.00%
RANCHO MURIETA COMMUNITY SERVICES DISTRICT CFD NO 1	1	12,925,000	0.04%
RIO LINDA UNION SCHOOL DISTRICT	1	4,500,000	0.01%
SACRAMENTO	7	97,321,732	0.28%
SACRAMENTO CITY FINANCING AUTHORITY	1	148,655,000	0.43%
SACRAMENTO CITY UNIFIED SCHOOL DISTRICT CFD NO 1	1	4,100,000	0.01%
SACRAMENTO COUNTY	6	265,046,657	0.76%
SACRAMENTO COUNTY CFD NO 1	1	24,155,000	0.07%

**TABLE A-9
OVERVIEW OF 1991 DEBT FINANCINGS BY LOCAL ISSUERS**

<u>ISSUER</u>	<u># OF ISSUES</u>	<u>AMOUNT, ISSUED(\$)¹</u>	<u>PERCENT OF TOTAL⁶</u>
SAN JUAN UNIFIED SCHOOL DISTRICT	1	5,000,000	0.01%
SOUTHGATE RECREATION AND PARK DISTRICT	1	7,530,000	0.02%
TOTAL, SACRAMENTO COUNTY	30	619,882,367	1.78%
<u>SAN BENITO COUNTY</u>			
CSAC FINANCE CORPORATION (SAN BENITO COUNTY) ¹¹	1	2,800,000	0.01%
HOLLISTER	1	880,000	0.00%
HOLLISTER SCHOOL DISTRICT	1	185,000	0.00%
SAN BENITO HOSPITAL DISTRICT	1	8,500,000	0.02%
TOTAL, SAN BENITO COUNTY	4	12,365,000	0.04%
<u>SAN BERNARDINO COUNTY</u>			
ADELANTO IMPROVEMENT AGENCY	1	3,520,000	0.01%
APPLE VALLEY	1	9,485,000	0.03%
APPLE VALLEY UNIFIED SCHOOL DISTRICT	1	4,920,000	0.01%
APPLE VALLEY WATER DISTRICT	1	9,110,678	0.03%
APPLE VALLEY FIRE PROTECTION DISTRICT (SBALG) ¹¹	1	1,500,000	0.00%
BARSTOW	1	4,500,000	0.01%
BARSTOW UNIFIED SCHOOL DISTRICT	1	3,520,000	0.01%
BIG BEAR LAKE	1	962,540	0.00%
BIG BEAR MUNICIPAL WATER DISTRICT	1	3,410,000	0.01%
CENTRAL SCHOOL DISTRICT	2	18,515,000	0.05%
CHINO REDEVELOPMENT AGENCY	2	11,105,000	0.03%
COLTON CFD NO 90-1	1	4,755,000	0.01%
CUCAMONGA SCHOOL DISTRICT	1	24,071	0.00%
FONTANA	1	17,225,000	0.05%
FONTANA CFD NO 90-3	1	46,240,000	0.13%
FONTANA PUBLIC FINANCING AUTHORITY ¹¹	2	57,940,000	0.17%
FONTANA REDEVELOPMENT AGENCY	1	10,000,000	0.03%
FONTANA UNIFIED SCHOOL DISTRICT	3	24,812,737	0.07%

**TABLE A-9
OVERVIEW OF 1991 DEBT FINANCINGS BY LOCAL ISSUERS**

<u>ISSUER</u>	<u># OF ISSUES</u>	<u>AMOUNT, ISSUED(\$)</u> ¹	<u>PERCENT OF TOTAL</u> ⁶
GRAND TERRACE PUBLIC FINANCING AUTHORITY ¹¹	1	3,370,000	0.01%
HESPERIA WATER DISTRICT	1	17,675,000	0.05%
JOSHUA BASIN-HI-DESERT FINANCING AUTHORITY	2	14,310,000	0.04%
LUCERNE VALLEY UNIFIED SCHOOL DISTRICT	1	8,175,000	0.02%
MOJAVE WATER AGENCY	1	12,000,000	0.03%
ONTARIO	2	16,590,000	0.05%
ONTARIO REDEVELOPMENT AGENCY	1	7,232,000	0.02%
ONTARIO-MONTCLAIR SCHOOL DISTRICT	1	2,190,000	0.01%
RANCHO CUCAMONGA FIRE PROTECTION DISTRICT (SBALG) ¹¹	1	2,000,000	0.01%
REDLANDS	1	22,650,000	0.07%
REDLANDS UNIFIED SCHOOL DISTRICT	1	5,000,000	0.01%
RIALTO	1	5,000,000	0.01%
RIALTO UNIFIED SCHOOL DISTRICT	1	1,721,800	0.00%
RIM OF THE WORLD UNIFIED SCHOOL DISTRICT	1	9,615,000	0.03%
RUNNING SPRINGS WATER DISTRICT (SBALG) ¹¹	1	220,000	0.00%
SAN BERNARDINO	3	53,917,154	0.15%
SAN BERNARDINO COUNTY	4	417,665,000	1.20%
SAN BERNARDINO COUNTY CFD NO 1	1	4,180,000	0.01%
SAN BERNARDINO COUNTY CFD NO 2	1	5,310,000	0.02%
SAN BERNARDINO COUNTY CFD NO 9	2	22,500,000	0.06%
SAN BERNARDINO COUNTY TRANSPORTATION AUTHORITY	1	30,000,000	0.09%
SAN BERNARDINO JOINT POWERS FINANCING AUTHORITY ¹¹	2	27,135,000	0.08%
SAN BERNARDINO MOUNTAINS COMMUNITY HOSPITAL DISTRICT	1	3,700,000	0.01%
SAN BERNARDINO/COLTON/LOMA LINDA JOINT POWERS AUTHORITY ¹¹	1	7,500,000	0.02%
UPLAND	1	6,200,000	0.02%
VICTOR ELEMENTARY SCHOOL DISTRICT	1	5,000,000	0.01%
VICTORVILLE	1	6,137,366	0.02%
VICTORVILLE CFD NO 90-1	1	20,575,000	0.06%
VICTORVILLE REDEVELOPMENT AGENCY	1	10,555,000	0.03%
YUCAIPA PUBLIC FINANCING AUTHORITY ¹¹	1	42,800,000	0.12%
TOTAL, SAN BERNARDINO COUNTY	62	1,022,468,346	2.94%

**TABLE A-9
OVERVIEW OF 1991 DEBT FINANCINGS BY LOCAL ISSUERS**

<u>ISSUER</u>	<u># OF ISSUES</u>	<u>AMOUNT ISSUED(\$)</u> ¹	<u>PERCENT OF TOTAL</u> ⁶
<u>SAN DIEGO COUNTY</u>			
ALPINE UNION SCHOOL DISTRICT (SDALG) ¹¹	1	1,500,000	0.00%
CARDIFF SCHOOL DISTRICT (SDALG) ¹¹	1	500,000	0.00%
CHULA VISTA	2	29,702,035	0.09%
CHULA VISTA ELEMENTARY SCHOOL DISTRICT	2	6,450,000	0.02%
CHULA VISTA INDUSTRIAL DEVELOPMENT AUTHORITY	1	3,825,000	0.01%
CHULA VISTA ELEMENTARY SCHOOL DISTRICT (SDALG) ¹¹	1	1,700,000	0.00%
DEHESA SCHOOL DISTRICT (SDALG) ¹¹	1	100,000	0.00%
ENCINITAS	1	7,635,000	0.02%
ENCINITAS FIRE PROTECTION DISTRICT (SDALG) ¹¹	1	1,750,000	0.01%
ENCINITAS UNION SCHOOL DISTRICT	1	3,710,000	0.01%
ENCINITAS UNION SCHOOL DISTRICT (SDALG) ¹¹	1	1,290,000	0.00%
ESCONDIDO	2	31,330,000	0.09%
ESCONDIDO UNION SCHOOL DISTRICT	1	9,000,000	0.03%
ESCONDIDO UNION HIGH SCHOOL DISTRICT (SDALG) ¹¹	1	5,000,000	0.01%
FALLBROOK SANITARY DISTRICT	1	14,500,000	0.04%
FALLBROOK UNION ELEMENTARY SCHOOL DISTRICT (SDALG) ¹¹	1	4,600,000	0.01%
FALLBROOK UNION HIGH SCHOOL DISTRICT (SDALG) ¹¹	1	5,000,000	0.01%
GROSSMONT UNION HIGH SCHOOL DISTRICT	1	7,389,184	0.02%
GROSSMONT-CUYAMACA COMMUNITY COLLEGE DISTRICT (SDALG) ¹¹	1	5,000,000	0.01%
JAMUL-DULZURA UNION SCHOOL DISTRICT (SDALG) ¹¹	1	1,500,000	0.00%
LA MESA SPRING VALLEY SCHOOL DISTRICT	1	13,000,000	0.04%
LA MESA (SDALG) ¹¹	1	3,400,000	0.01%
LAKESIDE FIRE PROTECTION DISTRICT (SDALG) ¹¹	1	1,800,000	0.01%
LAKESIDE UNION SCHOOL DISTRICT (SDALG) ¹¹	1	2,500,000	0.01%
LEMON GROVE SCHOOL DISTRICT (SDALG) ¹¹	1	2,200,000	0.01%
MIRACOSTA COMMUNITY COLLEGE DISTRICT (SDALG) ¹¹	1	5,000,000	0.01%
MOUNTAIN EMPIRE UNIFIED SCHOOL DISTRICT (SDALG) ¹¹	1	1,250,000	0.00%
NATIONAL CITY JOINT POWERS FINANCE AUTHORITY ¹¹	1	6,950,000	0.02%
NATIONAL SCHOOL DISTRICT (SDALG) ¹¹	1	3,600,000	0.01%

TABLE A-9
OVERVIEW OF 1991 DEBT FINANCINGS BY LOCAL ISSUERS

<u>ISSUER</u>	<u># OF ISSUES</u>	<u>AMOUNT, ISSUED(\$)</u> ¹	<u>PERCENT OF TOTAL</u> ⁶
NORTH COUNTY FIRE PROTECTION DISTRICT (SDALG) ¹¹	1	1,900,000	0.01%
OCEANSIDE	6	83,595,830	0.24%
OCEANSIDE UNIFIED SCHOOL DISTRICT (SDALG) ¹¹	1	2,400,000	0.01%
PADRE DAM MUNICIPAL WATER DISTRICT	1	1,325,000	0.00%
POWAY	1	28,300,000	0.08%
POWAY CFD NO 88-1	1	8,000,000	0.02%
POWAY REDEVELOPMENT AGENCY	1	9,330,000	0.03%
POWAY UNIFIED SCHOOL DISTRICT CFD NO 1	1	8,000,000	0.02%
RANCHO SANTA FE SCHOOL DISTRICT	1	1,500,000	0.00%
SAN DIEGO	7	121,678,797	0.35%
SAN DIEGO CFD NO. 1	1	35,340,000	0.10%
SAN DIEGO COMMUNITY COLLEGE DISTRICT	1	17,575,000	0.05%
SAN DIEGO COUNTY	4	307,894,151	0.88%
SAN DIEGO COUNTY WATER AUTHORITY	1	300,000,000	0.86%
SAN DIEGO REGIONAL BUILDING AUTHORITY	1	46,965,000	0.13%
SAN DIEGO UNIFIED SCHOOL DISTRICT	3	122,760,000	0.35%
SAN DIEGO COUNTY REGIONAL TRANSPORTATION COMMISSION	2	385,000,420	1.11%
SAN DIEGUITO UNION HIGH SCHOOL DISTRICT (SDALG) ¹¹	1	4,500,000	0.01%
SAN MARCOS	1	2,834,079	0.01%
SAN MARCOS PUBLIC FACILITIES AUTHORITY	1	50,000,000	0.14%
SAN MARCOS UNIFIED SCHOOL DISTRICT CFD NO 1	1	7,110,000	0.02%
SAN MIGUEL CONSOLIDATED FIRE PROTECTION DISTRICT (SDALG) ¹¹	1	2,500,000	0.01%
SAN YSIDRO SCHOOL DISTRICT (SDALG) ¹¹	1	2,500,000	0.01%
SANTEE SCHOOL DISTRICT (SDALG) ¹¹	1	4,250,000	0.01%
SOLANA BEACH SCHOOL DISTRICT (SDALG) ¹¹	1	3,800,000	0.01%
SOUTH BAY UNION SCHOOL DISTRICT (SDALG) ¹¹	1	5,000,000	0.01%
SOUTHWESTERN COMMUNITY COLLEGE DISTRICT (SDALG) ¹¹	1	3,600,000	0.01%
TRI-CITY HOSPITAL DISTRICT	1	41,000,000	0.12%
VALLEY CENTER MUNICIPAL WATER DISTRICT	1	1,770,974	0.01%

TABLE A-9
OVERVIEW OF 1991 DEBT FINANCINGS BY LOCAL ISSUERS

<u>ISSUER</u>	<u># OF ISSUES</u>	<u>AMOUNT, ISSUED(\$)</u> ¹	<u>PERCENT OF TOTAL</u> ⁶
VISTA	1	8,640,000	0.02%
VISTA JOINT POWERS FINANCING AUTHORITY ¹¹	1	7,135,000	0.02%
VISTA UNIFIED SCHOOL DISTRICT	2	15,992,575	0.05%
VISTA UNIFIED SCHOOL DISTRICT (SDALG) ¹¹	1	4,300,000	0.01%
TOTAL, SAN DIEGO COUNTY	83	1,827,678,045	5.25%
<u>SAN FRANCISCO COUNTY</u>			
SAN FRANCISCO CITY AND COUNTY	16	396,256,255	1.14%
SAN FRANCISCO CITY AND COUNTY REDEVELOPMENT AGENCY	3	153,350,000	0.44%
SAN FRANCISCO UNIFIED SCHOOL DISTRICT	2	22,538,759	0.06%
SAN FRANCISCO CITY AND COUNTY FINANCE CORPORATION	1	7,020,000	0.02%
SAN FRANCISCO CITY AND COUNTY PUBLIC UTILITIES COMMISSION	1	70,145,682	0.20%
SAN FRANCISCO CITY AND COUNTY REDEVELOPMENT FINANCING AUTHORITY	2	26,998,005	0.08%
TOTAL, SAN FRANCISCO COUNTY	25	676,308,701	1.94%
<u>SAN JOAQUIN COUNTY</u>			
LINCOLN UNIFIED SCHOOL DISTRICT CFD NO 1	1	13,240,000	0.04%
LODI	1	11,170,000	0.03%
LODI UNIFIED SCHOOL DISTRICT	1	7,000,000	0.02%
MANTECA REDEVELOPMENT AGENCY	2	5,450,000	0.02%
RIPON	1	1,095,000	0.00%
RIPON PUBLIC FINANCING AUTHORITY ¹¹	1	2,000,000	0.01%
SAN JOAQUIN COUNTY	3	68,465,000	0.20%
SOUTH SAN JOAQUIN IRRIGATION DISTRICT	1	5,975,000	0.02%
SOUTHERN SAN JOAQUIN VALLEY POWER AUTHORITY	1	15,000,000	0.04%
STOCKTON	5	23,990,000	0.07%
STOCKTON UNIFIED SCHOOL DISTRICT	1	4,900,000	0.01%

**TABLE A-9
OVERVIEW OF 1991 DEBT FINANCINGS BY LOCAL ISSUERS**

<u>ISSUER</u>	<u># OF ISSUES</u>	<u>AMOUNT ISSUED(\$)</u> ¹	<u>PERCENT OF TOTAL</u> ⁶
TRACY	1	2,320,000	0.01%
TRACY CFD NO 1991-1	1	2,400,000	0.01%
TRACY RURAL FIRE PROTECTION DISTRICT	1	133,567	0.00%
TRACY SCHOOL DISTRICT	1	2,600,000	0.01%
TOTAL, SAN JOAQUIN COUNTY	22	165,738,567	0.48%
<u>SAN LUIS OBISPO COUNTY</u>			
ARROYO GRANDE	1	1,900,000	0.01%
ATASCADERO UNIFIED SCHOOL DISTRICT	1	5,625,000	0.02%
EL PASO DE ROBLES REDEVELOPMENT AGENCY	1	3,500,000	0.01%
LUCIA MAR UNIFIED SCHOOL DISTRICT	1	5,500,000	0.02%
PASO ROBLES UNION ELEMENTARY SCHOOL DISTRICT	2	6,340,000	0.02%
PISMO BEACH	2	313,506	0.00%
SAN LUIS COASTAL UNIFIED SCHOOL DISTRICT	1	4,650,000	0.01%
SAN LUIS OBISPO COUNTY	1	4,565,000	0.01%
TOTAL, SAN LUIS OBISPO COUNTY	10	32,393,506	0.09%
<u>SAN MATEO COUNTY</u>			
BAYSHORE ELEMENTARY SCHOOL DISTRICT (CSBAFC) ¹¹	1	385,000	0.00%
BELMONT ELEMENTARY SCHOOL DISTRICT (CSBAFC) ¹¹	1	2,130,000	0.01%
BELMONT SCHOOL DISTRICT	1	1,100,000	0.00%
BRISBANE	1	8,265,000	0.02%
BRISBANE ELEMENTARY SCHOOL DISTRICT (CSBAFC) ¹¹	1	535,000	0.00%
BRISBANE PUBLIC FINANCING AUTHORITY ¹¹	1	9,105,000	0.03%
BURLINGAME	1	14,430,000	0.04%
BURLINGAME ELEMENTARY SCHOOL DISTRICT (CSBAFC) ¹¹	1	2,140,000	0.01%
COASTSIDE COUNTY WATER DISTRICT	1	7,481,252	0.02%
JEFFERSON UNION HIGH SCHOOL DISTRICT	1	4,000,000	0.01%
LAGUNA SALADA UNION ELEMENTARY SCHOOL DISTRICT (CSBAFC) ¹¹	1	2,250,000	0.01%
LAS LOMITAS ELEMENTARY SCHOOL DISTRICT (CSBAFC) ¹¹	1	800,000	0.00%

**TABLE A-9
OVERVIEW OF 1991 DEBT FINANCINGS BY LOCAL ISSUERS**

<u>ISSUER</u>	<u># OF ISSUES</u>	<u>AMOUNT, ISSUED(\$)</u> ¹	<u>PERCENT OF TOTAL</u> ⁶
MENLO PARK ELEMENTARY SCHOOL DISTRICT (CSBAFC) ¹¹	1	1,750,000	0.01%
MILLBRAE ELEMENTARY SCHOOL DISTRICT	2	4,090,000	0.01%
PENINSULA FAMILY YMCA	1	6,500,000	0.02%
PORTOLA VALLEY ELEMENTARY SCHOOL DISTRICT (CSBAFC) ¹¹	1	820,000	0.00%
REDWOOD CITY PUBLIC FINANCING AUTHORITY ¹¹	2	43,665,000	0.13%
REDWOOD CITY ELEMENTARY SCHOOL DISTRICT (CSBAFC) ¹¹	1	4,990,000	0.01%
SAN BRUNO PARK ELEMENTARY SCHOOL DISTRICT (CSBAFC) ¹¹	1	2,300,000	0.01%
SAN CARLOS REDEVELOPMENT AGENCY	1	8,710,000	0.03%
SAN CARLOS SCHOOL DISTRICT	2	2,570,000	0.01%
SAN MATEO CITY SCHOOL DISTRICT	1	8,000,000	0.02%
SAN MATEO COUNTY	1	63,539,741	0.18%
SAN MATEO COUNTY BOARD OF EDUCATION	1	6,225,000	0.02%
SAN MATEO COUNTY COMMUNITY COLLEGE DISTRICT	1	4,940,000	0.01%
SAN MATEO UNION HIGH SCHOOL DISTRICT	1	9,000,000	0.03%
SAN MATEO CITY SCHOOL DISTRICT (CSBAFC) ¹¹	1	3,500,000	0.01%
SEQUOIA UNION HIGH SCHOOL DISTRICT (CSBAFC) ¹¹	1	4,980,000	0.01%
SOUTH SAN FRANCISCO	1	11,200,000	0.03%
SOUTH SAN FRANCISCO UNIFIED SCHOOL DISTRICT	1	5,000,000	0.01%
SOUTH SAN FRANCISCO CAPITAL IMPROVEMENTS FINANCING AUTHORITY	1	5,715,000	0.02%
WOODSIDE SCHOOL DISTRICT	1	375,000	0.00%
TOTAL, SAN MATEO COUNTY	35	250,490,993	0.72%
<u>SANTA BARBARA COUNTY</u>			
COLD SPRING ELEMENTARY SCHOOL DISTRICT (CSBAFC) ¹¹	1	205,000	0.00%
GOLETA UNION SCHOOL DISTRICT	1	4,000,000	0.01%
LOMPOC	1	4,200,000	0.01%
LOMPOC UNIFIED SCHOOL DISTRICT (CSBAFC) ¹¹	1	4,250,000	0.01%
MONTECITO WATER DISTRICT	1	1,500,000	0.00%
SANTA BARBARA COUNTY	2	66,005,000	0.19%

**TABLE A-9
OVERVIEW OF 1991 DEBT FINANCINGS BY LOCAL ISSUERS**

<u>ISSUER</u>	<u># OF ISSUES</u>	<u>AMOUNT, ISSUED(\$)</u> ¹	<u>PERCENT OF TOTAL</u> ⁶
SANTA BARBARA HIGH SCHOOL DISTRICT	1	4,800,000	0.01%
SANTA BARBARA HOUSING AUTHORITY	2	635,000	0.00%
SANTA BARBARA REDEVELOPMENT AGENCY	1	38,685,000	0.11%
SANTA BARBARA SCHOOL DISTRICT	1	3,000,000	0.01%
SANTA MARIA	1	5,000,000	0.01%
SANTA MARIA-BONITA SCHOOL DISTRICT	1	4,980,000	0.01%
SANTA YNEZ VALLEY UNION HIGH SCHOOL DISTRICT	1	9,525,000	0.03%
SANTA YNEZ VALLEY HIGH SCHOOL DISTRICT (CSBAFC) ¹¹	1	850,000	0.00%
TOTAL, SANTA BARBARA COUNTY	16	147,635,000	0.42%
<u>SANTA CLARA COUNTY</u>			
ALUM ROCK UNION ELEMENTARY SCHOOL DISTRICT	1	11,973,360	0.03%
BERRYESSA UNION ELEMENTARY SCHOOL DISTRICT (CSBAFC) ¹¹	1	4,990,000	0.01%
CAMPBELL	1	30,245,000	0.09%
CAMPBELL UNION HIGH SCHOOL DISTRICT (CSBAFC) ¹¹	1	4,980,000	0.01%
CUPERTINO	1	32,970,000	0.09%
CUPERTINO UNION SCHOOL DISTRICT	1	5,000,000	0.01%
EAST SIDE UNION HIGH SCHOOL DISTRICT	2	11,800,000	0.03%
EVERGREEN SCHOOL DISTRICT	1	4,000,000	0.01%
FOOTHILL-DE ANZA COMMUNITY COLLEGE DISTRICT	1	4,665,000	0.01%
FRANKLIN-MCKINLEY ELEMENTARY SCHOOL DISTRICT (CSBAFC) ¹¹	1	2,440,000	0.01%
FRANKLIN-MCKINLEY SCHOOL DISTRICT	1	1,560,000	0.00%
FREMONT UNION HIGH SCHOOL DISTRICT	1	5,850,000	0.02%
GILROY	1	4,030,000	0.01%
GILROY UNIFIED SCHOOL DISTRICT (CSBAFC) ¹¹	1	4,990,000	0.01%
LOS ALTOS SCHOOL DISTRICT	1	2,450,000	0.01%
LOS GATOS UNION ELEMENTARY SCHOOL DISTRICT (CSBAFC) ¹¹	1	2,750,000	0.01%
LOS GATOS-SARATOGA JOINT UNION HIGH SCHOOL DISTRICT (CSBAFC) ¹¹	1	3,500,000	0.01%

**TABLE A-9
OVERVIEW OF 1991 DEBT FINANCINGS BY LOCAL ISSUERS**

<u>ISSUER</u>	<u># OF ISSUES</u>	<u>AMOUNT, ISSUED(\$)</u> ¹	<u>PERCENT OF TOTAL</u> ⁶
MILPITAS	1	1,580,215	0.00%
MILPITAS UNIFIED SCHOOL DISTRICT	1	3,950,000	0.01%
MORGAN HILL	1	5,000,000	0.01%
MORGAN HILL UNIFIED SCHOOL DISTRICT	1	6,595,000	0.02%
MOUNTAIN VIEW-LOS ALTOS UNION HIGH SCHOOL DISTRICT	2	8,725,000	0.03%
NORTH COUNTY LIBRARY AUTHORITY	1	3,645,000	0.01%
OAK GROVE ELEMENTARY SCHOOL DISTRICT (CSBAFC) ¹¹	1	4,990,000	0.01%
ORCHARD SCHOOL DISTRICT (CSBAFC) ¹¹	1	570,000	0.00%
PALO ALTO UNIFIED SCHOOL DISTRICT (CSBAFC) ¹¹	1	4,990,000	0.01%
RAVENSWOOD CITY SCHOOL DISTRICT	1	2,530,000	0.01%
SAN JOSE	1	30,225,000	0.09%
SAN JOSE REDEVELOPMENT AGENCY	2	100,000,000	0.29%
SANTA CLARA	1	86,960,000	0.25%
SANTA CLARA COUNTY	3	161,115,000	0.46%
SANTA CLARA COUNTY BOARD OF EDUCATION	1	1,465,000	0.00%
SANTA CLARA COUNTY HOUSING AUTHORITY	1	4,035,000	0.01%
SANTA CLARA COUNTY TRANSIT DISTRICT	1	34,375,000	0.10%
SANTA CLARA UNIFIED SCHOOL DISTRICT	1	5,000,000	0.01%
SARATOGA UNIFIED SCHOOL DISTRICT	1	1,700,000	0.00%
SUNNYVALE ELEMENTARY SCHOOL DISTRICT	1	5,000,000	0.01%
UNION SCHOOL DISTRICT (CSBAFC) ¹¹	1	3,500,000	0.01%
TOTAL, SANTA CLARA COUNTY	43	614,143,575	1.76%
<u>SANTA CRUZ COUNTY</u>			
BONNY DOON UNION ELEMENTARY SCHOOL DISTRICT	1	1,500,000	0.00%
SANTA CRUZ	1	1,539,000	0.00%
SANTA CRUZ COUNTY	2	59,925,000	0.17%
SANTA CRUZ COUNTY HOUSING AUTHORITY	1	13,650,000	0.04%
SANTA CRUZ METROPOLITAN TRANSIT DISTRICT	1	2,200,000	0.01%
SANTA CRUZ CITY ELEMENTARY AND HIGH SCHOOL DISTRICT (CSBAFC) ¹¹	1	4,980,000	0.01%

**TABLE A-9
OVERVIEW OF 1991 DEBT FINANCINGS BY LOCAL ISSUERS**

<u>ISSUER</u>	<u># OF ISSUES</u>	<u>AMOUNT, ISSUED(\$)</u> ¹	<u>PERCENT OF TOTAL</u> ⁶
SANTA CRUZ COUNTY BOARD OF EDUCATION (CSBAFC) ¹¹	1	2,600,000	0.01%
SCOTTS VALLEY	2	1,920,000	0.01%
SCOTTS VALLEY WATER DISTRICT	1	500,000	0.00%
SCOTTS VALLEY UNION ELEMENTARY SCHOOL DISTRICT (CSBAFC) ¹¹	1	1,170,000	0.00%
SOQUEL CREEK WATER DISTRICT	1	3,500,000	0.01%
SOQUEL UNION ELEMENTARY SCHOOL DISTRICT (CSBAFC) ¹¹	1	1,500,000	0.00%
WATSONVILLE	3	18,130,000	0.05%
TOTAL, SANTA CRUZ COUNTY	17	113,114,000	0.32%
<u>SHASTA COUNTY</u>			
COTTONWOOD WATER DISTRICT	1	434,852	0.00%
ENTERPRISE SCHOOL DISTRICT	1	4,740,000	0.01%
REDDING	2	956,356	0.00%
REDDING SCHOOL DISTRICT	1	2,135,000	0.01%
SHASTA COUNTY (CSAC) ¹¹	1	4,970,000	0.01%
SHASTA UNION HIGH SCHOOL DISTRICT (CSBAFC) ¹¹	1	3,750,000	0.01%
TOTAL, SHASTA COUNTY	7	16,986,208	0.05%
<u>SISKIYOU COUNTY</u>			
FORT JONES	1	325,000	0.00%
MT SHASTA	1	825,220	0.00%
SISKIYOU COUNTY (CSAC) ¹¹	1	4,250,000	0.01%
TOTAL, SISKIYOU COUNTY	3	5,400,220	0.02%
<u>SOLANO COUNTY</u>			
BENICIA	1	13,935,000	0.04%
BENICIA UNIFIED SCHOOL DISTRICT	2	19,085,000	0.05%
DIXON UNIFIED SCHOOL DISTRICT	1	5,110,000	0.01%
FAIRFIELD	2	13,305,302	0.04%

**TABLE A-9
OVERVIEW OF 1991 DEBT FINANCINGS BY LOCAL ISSUERS**

<u>ISSUER</u>	<u># OF ISSUES</u>	<u>AMOUNT, ISSUED(\$)</u> ¹	<u>PERCENT OF TOTAL</u> ⁶
FAIRFIELD PUBLIC FINANCING AUTHORITY ¹¹	1	8,065,000	0.02%
FAIRFIELD-SUISUN SEWER DISTRICT	1	39,644,619	0.11%
RIO VISTA REDEVELOPMENT AGENCY	1	920,000	0.00%
TRAVIS UNIFIED SCHOOL DISTRICT	2	135,000	0.00%
VACAVILLE	3	16,838,900	0.05%
VACAVILLE CFD NO 2	1	8,740,000	0.03%
VALLEJO CFD NO 1991-1	1	12,000,000	0.03%
VALLEJO CITY UNIFIED SCHOOL DISTRICT CFD NO 2	2	15,545,000	0.04%
TOTAL, SOLANO COUNTY	18	153,323,821	0.44%
<u>SONOMA COUNTY</u>			
ANALY UNION HIGH SCHOOL DISTRICT (CSBAFC) ¹¹	1	1,415,000	0.00%
BELLEVUE UNION ELEMENTARY SCHOOL DISTRICT (CSBAFC) ¹¹	1	1,085,000	0.00%
BENNETT VALLEY UNION ELEMENTARY SCHOOL DISTRICT (CSBAFC) ¹¹	1	655,000	0.00%
CINNABAR ELEMENTARY SCHOOL DISTRICT (CSBAFC) ¹¹	1	150,000	0.00%
CLOVERDALE UNIFIED SCHOOL DISTRICT (CSBAFC) ¹¹	1	1,040,000	0.00%
COTATI-ROHNERT PARK UNIFIED SCHOOL DISTRICT	1	12,000,000	0.03%
FORESTVILLE UNION ELEMENTARY SCHOOL DISTRICT (CSBAFC) ¹¹	1	335,000	0.00%
GEYSERVILLE UNIFIED SCHOOL DISTRICT (CSBAFC) ¹¹	1	550,000	0.00%
GRAVENSTEIN UNION ELEMENTARY SCHOOL DISTRICT (CSBAFC) ¹¹	1	710,000	0.00%
GUERNEVILLE ELEMENTARY SCHOOL DISTRICT (CSBAFC) ¹¹	1	640,000	0.00%
HARMONY UNION SCHOOL DISTRICT (CSBAFC) ¹¹	1	580,000	0.00%
HEALDSBURG UNION HIGH SCHOOL DISTRICT	1	1,600,000	0.00%
HEALDSBURG UNION SCHOOL DISTRICT	1	1,200,000	0.00%
HORICON ELEMENTARY SCHOOL DISTRICT (CSBAFC) ¹¹	1	160,000	0.00%
KENWOOD ELEMENTARY SCHOOL DISTRICT (CSBAFC) ¹¹	1	185,000	0.00%
LIBERTY ELEMENTARY SCHOOL DISTRICT (CSBAFC) ¹¹	1	65,000	0.00%
MARK WEST UNION SCHOOL DISTRICT (CSBAFC) ¹¹	1	1,000,000	0.00%
MONTE RIO UNION ELEMENTARY SCHOOL DISTRICT (CSBAFC) ¹¹	1	195,000	0.00%

**TABLE A-9
OVERVIEW OF 1991 DEBT FINANCINGS BY LOCAL ISSUERS**

<u>ISSUER</u>	<u># OF ISSUES</u>	<u>AMOUNT, ISSUED(\$)</u> ¹	<u>PERCENT OF TOTAL</u> ⁶
OAK GROVE UNION SCHOOL DISTRICT	1	2,400,000	0.01%
OAK GROVE UNION ELEMENTARY SCHOOL DISTRICT (CSBAFC) ¹¹	1	425,000	0.00%
OLD ADOBE UNION ELEMENTARY SCHOOL DISTRICT (CSBAFC) ¹¹	1	1,250,000	0.00%
PETALUMA	1	16,120,000	0.05%
PINER-OLIVET UNION ELEMENTARY SCHOOL DISTRICT (CSBAFC) ¹¹	1	890,000	0.00%
RINCON VALLEY UNION ELEMENTARY SCHOOL DISTRICT (CSBAFC) ¹¹	1	2,250,000	0.01%
ROHNERT PARK	2	8,447,044	0.02%
ROHNERT PARK COMMUNITY DEVELOPMENT AGENCY	1	13,099,895	0.04%
ROHNERT PARK (CA LGA) ¹¹	1	3,120,000	0.01%
ROSELAND ELEMENTARY SCHOOL DISTRICT (CSBAFC) ¹¹	1	670,000	0.00%
SANTA ROSA	1	11,810,000	0.03%
SANTA ROSA HIGH SCHOOL AND SANTA ROSA SCHOOL DISTRICTS	1	5,000,000	0.01%
SEBASTOPOL COMMUNITY DEVELOPMENT AGENCY	1	4,000,000	0.01%
SEBASTOPOL UNION ELEMENTARY SCHOOL DISTRICT (CSBAFC) ¹¹	1	810,000	0.00%
SONOMA	1	1,200,000	0.00%
SONOMA COMMUNITY DEVELOPMENT AGENCY	1	2,890,000	0.01%
SONOMA COUNTY	5	30,860,355	0.09%
SONOMA COUNTY BOARD OF EDUCATION (CSBAFC) ¹¹	1	4,130,000	0.01%
SONOMA VALLEY UNIFIED SCHOOL DISTRICT	1	1,325,000	0.00%
TWIN HILLS FIRE PROTECTION DISTRICT	1	94,054	0.00%
TWIN HILLS UNION ELEMENTARY SCHOOL DISTRICT (CSBAFC) ¹¹	1	495,000	0.00%
WAUGH SCHOOL DISTRICT CFD NO 1	2	4,450,000	0.01%
WILMAR UNION ELEMENTARY SCHOOL DISTRICT (CSBAFC) ¹¹	1	245,000	0.00%
WINDSOR UNION SCHOOL DISTRICT (CSBAFC) ¹¹	1	1,000,000	0.00%
WRIGHT ELEMENTARY SCHOOL DISTRICT (CSBAFC) ¹¹	1	595,000	0.00%
TOTAL, SONOMA COUNTY	49	141,141,348	0.41%

**TABLE A-9
OVERVIEW OF 1991 DEBT FINANCINGS BY LOCAL ISSUERS**

<u>ISSUER</u>	<u># OF ISSUES</u>	<u>AMOUNT ISSUED(\$)¹</u>	<u>PERCENT OF TOTAL⁶</u>
<u>STANISLAUS COUNTY</u>			
MODESTO	4	45,174,853	0.13%
MODESTO CITY SCHOOL DISTRICT	2	392,165	0.00%
MODESTO CITY SCHOOLS	1	9,300,000	0.03%
NEWMAN	1	3,590,000	0.01%
OAKDALE UNION ELEMENTARY SCHOOL DISTRICT	1	5,000,000	0.01%
RIVERBANK	5	6,879,893	0.02%
RIVERBANK PUBLIC FINANCING AUTHORITY ¹¹	2	6,325,000	0.02%
SALIDA AREA PUBLIC FACILITIES FINANCING AGENCY CFD NO 88-1	1	2,045,000	0.01%
STANISLAUS COUNTY BOARD OF EDUCATION	1	5,000,000	0.01%
STANISLAUS UNION SCHOOL DISTRICT	1	1,000,000	0.00%
SYLVAN UNION SCHOOL DISTRICT	1	11,875,000	0.03%
WATERFORD	6	7,812,109	0.02%
TOTAL, STANISLAUS COUNTY	26	104,394,020	0.30%
<u>SUTTER COUNTY</u>			
COUNTY SUPERVISORS ASSOCIATION OF CALIFORNIA (SUTTER CO) ¹¹	1	2,925,000	0.01%
SUTTER COMMUNITY SERVICES DISTRICT	2	4,720,369	0.01%
SUTTER COUNTY	1	426,145	0.00%
YUBA CITY	1	47,827	0.00%
YUBA CITY PUBLIC FINANCING AUTHORITY ¹¹	1	4,950,000	0.01%
YUBA CITY UNIFIED SCHOOL DISTRICT	2	4,508,334	0.01%
TOTAL, SUTTER COUNTY	8	17,577,675	0.05%
<u>TEHAMA COUNTY</u>			
GERBER-LAS FLORES COMMUNITY SERVICES DISTRICT	1	421,344	0.00%
RED BLUFF UNION HIGH SCHOOL DISTRICT	1	2,000,000	0.01%
TEHAMA COUNTY	2	3,255,000	0.01%
TOTAL, TEHAMA COUNTY	4	5,676,344	0.02%

**TABLE A-9
OVERVIEW OF 1991 DEBT FINANCINGS BY LOCAL ISSUERS**

<u>ISSUER</u>	<u># OF ISSUES</u>	<u>AMOUNT, ISSUED(\$)¹</u>	<u>PERCENT OF TOTAL⁶</u>
<u>TRINITY COUNTY</u>			
TRINITY COUNTY (CSAC) ¹¹	1	2,500,000	0.01%
TOTAL, TRINITY COUNTY	1	2,500,000	0.01%
<u>TULARE COUNTY</u>			
BURTON ELEMENTARY SCHOOL DISTRICT (CSBAFC) ¹¹	1	1,000,000	0.00%
FARMERSVILLE ELEMENTARY SCHOOL DISTRICT (CSBAFC) ¹¹	1	1,000,000	0.00%
LINDSAY UNIFIED SCHOOL DISTRICT (CSBAFC) ¹¹	1	2,000,000	0.01%
PONDEROSA COMMUNITY SERVICES DISTRICT	1	90,000	0.00%
PORTERVILLE ELEMENTARY SCHOOL DISTRICT (CSBAFC) ¹¹	1	4,500,000	0.01%
PORTERVILLE UNION HIGH SCHOOL DISTRICT (CSBAFC) ¹¹	1	2,445,000	0.01%
STRATHMORE UNION HIGH SCHOOL DISTRICT (CSBAFC) ¹¹	1	350,000	0.00%
TERRA BELLA UNION SCHOOL DISTRICT (CCALG) ¹¹	1	330,000	0.00%
TULARE COUNTY HOUSING AUTHORITY	1	3,350,000	0.01%
TULARE LOCAL HOSPITAL DISTRICT	1	13,000,000	0.04%
VISALIA	1	6,200,000	0.02%
VISALIA UNIFIED SCHOOL DISTRICT (CSBAFC) ¹¹	1	4,000,000	0.01%
WOODLAKE UNION ELEMENTARY SCHOOL DISTRICT (CSBAFC) ¹¹	1	1,500,000	0.00%
WOODLAKE UNION HIGH SCHOOL DISTRICT (CSBAFC) ¹¹	1	1,000,000	0.00%
TOTAL, TULARE COUNTY	14	40,765,000	0.12%
<u>TUOLUMNE COUNTY</u>			
TUOLUMNE COUNTY (CSAC) ¹¹	1	4,100,000	0.01%
TUOLUMNE REGIONAL WATER DISTRICT	1	1,100,000	0.00%
TOTAL, TUOLUMNE COUNTY	2	5,200,000	0.01%
<u>VENTURA COUNTY</u>			
CALLEGUAS MUNICIPAL WATER DISTRICT	1	62,575,000	0.18%
CAMARILLO	1	7,170,000	0.02%
CAMROSA WATER DISTRICT	1	6,125,000	0.02%

TABLE A-9
OVERVIEW OF 1991 DEBT FINANCINGS BY LOCAL ISSUERS

<u>ISSUER</u>	<u># OF ISSUES</u>	<u>AMOUNT, ISSUED(\$)</u> ¹	<u>PERCENT OF TOTAL</u> ⁶
CONEJO VALLEY UNIFIED SCHOOL DISTRICT	1	5,000,000	0.01%
FILLMORE CFD NO 1	1	3,650,000	0.01%
FILLMORE PUBLIC FINANCING AUTHORITY ¹¹	1	6,000,000	0.02%
MOORPARK UNIFIED SCHOOL DISTRICT	1	3,100,000	0.01%
OJAI UNIFIED SCHOOL DISTRICT	1	1,400,000	0.00%
PLEASANT VALLEY SCHOOL DISTRICT (CA LGA) ¹¹	1	2,100,000	0.01%
SAN BUENAVENTURA	2	22,515,472	0.06%
SANTA PAULA SCHOOL DISTRICT	2	2,900,000	0.01%
SIMI VALLEY	1	2,497,756	0.01%
SIMI VALLEY UNIFIED SCHOOL DISTRICT	1	10,000,000	0.03%
VENTURA COUNTY	2	57,345,000	0.16%
VENTURA COUNTY COMMUNITY COLLEGE DISTRICT	1	5,500,000	0.02%
VENTURA UNIFIED SCHOOL DISTRICT	1	5,000,000	0.01%
TOTAL, VENTURA COUNTY	19	202,878,228	0.58%
<u>YOLO COUNTY</u>			
DAVIS CFD NO 1991-2	1	20,000,000	0.06%
WASHINGTON UNIFIED SCHOOL DISTRICT	1	180,710	0.00%
WEST SACRAMENTO	1	26,900,000	0.08%
WEST SACRAMENTO REDEVELOPMENT AGENCY	1	37,025,000	0.11%
YOLO COUNTY	1	5,000,000	0.01%
YOLO COUNTY HOUSING AUTHORITY	2	22,420,000	0.06%
YOLO COUNTY BOARD OF EDUCATION (CSBAFC) ¹¹	1	1,840,000	0.01%
TOTAL, YOLO COUNTY	8	113,365,710	0.33%
<u>YUBA COUNTY</u>			
YUBA COUNTY	1	3,330,000	0.01%
TOTAL, YUBA COUNTY	1	3,330,000	0.01%

**TABLE A-9
OVERVIEW OF 1991 DEBT FINANCINGS BY LOCAL ISSUERS**

<u>ISSUER</u>	<u># OF ISSUES</u>	<u>AMOUNT, ISSUED(\$)¹</u>	<u>PERCENT OF TOTAL⁶</u>
<u>MULTIPLE COUNTIES</u> ¹⁰			
ABAG FINANCE AUTHORITY FOR NONPROFIT CORPORATIONS	3	44,550,000	0.13%
ABAG FINANCE CORPORATION (CONCORD, SARATOGA, SANTA CRUZ, SOUTHGATE) ¹¹	1	13,975,000	0.04%
ABAG FINANCE CORPORATION (MAMMOTH LAKES, WATSONVILLE) ¹¹	1	11,085,000	0.03%
ABAG FINANCE CORPORATION (ST HELENA) ¹¹	1	4,645,000	0.01%
ALAMEDA-CONTRA COSTA TRANSIT DISTRICT	1	8,000,000	0.02%
ALLAN HANCOCK JOINT COMMUNITY COLLEGE DISTRICT	1	1,930,000	0.01%
ALLAN HANCOCK JOINT COMMUNITY COLLEGE DISTRICT (CSBAFC) ¹¹	1	3,100,000	0.01%
BUTTE COMMUNITY COLLEGE DISTRICT (CSBAFC) ¹¹	1	4,185,000	0.01%
CALIFORNIA CITIES FINANCING CORPORATION (BISHOP, ESCALON, LEMOORE) ¹¹	1	3,050,000	0.01%
CALIFORNIA CITIES FINANCING CORPORATION (FORTUNA, SUSANVILLE) ¹¹	1	3,700,000	0.01%
CALIFORNIA SCHOOL BOARDS ASSOCIATION FINANCE CORPORATION (PARLIER USD, MENDOTA USD) ¹¹	1	12,135,000	0.03%
CALIFORNIA STATEWIDE COMMUNITIES DEVELOPMENT AUTHORITY	10	138,790,000	0.40%
CALISTOGA JOINT UNIFIED SCHOOL DISTRICT (CSBAFC) ¹¹	1	985,000	0.00%
CENTRAL SAN JOAQUIN VALLEY RISK MANAGEMENT AUTHORITY ¹¹	2	28,410,000	0.08%
CHAFFEY JOINT UNION HIGH SCHOOL DISTRICT (SBALG) ¹¹	1	5,000,000	0.01%
COACHELLA VALLEY WATER DISTRICT	1	412,005	0.00%
COALINGA/HURON JOINT UNIFIED SCHOOL DISTRICT (CSBAFC) ¹¹	1	3,220,000	0.01%
COLLEGE OF THE SEQUOIAS COMMUNITY COLLEGE DISTRICT (CSBAFC) ¹¹	1	4,980,000	0.01%
COLTON JOINT UNIFIED SCHOOL DISTRICT (SBALG) ¹¹	1	5,000,000	0.01%
CSDA FINANCE CORPORATION	2	45,095,000	0.13%
CSDA FINANCE CORPORATION (AMERICAN CANYON CO WD, ARROWBEAR PARK CO WD, MAMMOTH LAKES FPD, KERN CO PUBLIC CO NO 1, SDAG, SDAG, STINSON BEACH CO WD, TUOLUMNE CO, WD NO 1) ¹¹	1	3,670,000	0.01%
CSDA FINANCE CORPORATION (HI-DESERT WD, RIPON CONSOLIDATED WD) ¹¹	1	4,615,000	0.01%

TABLE A-9
OVERVIEW OF 1991 DEBT FINANCINGS BY LOCAL ISSUERS

<u>ISSUER</u>	<u># OF ISSUES</u>	<u>AMOUNT, ISSUED(\$)</u> ¹	<u>PERCENT OF TOTAL</u> ⁶
CSDA FINANCE CORPORATION (IDYLLWILD WD, ISLA VISTA RECREATION/ PARK DIST) ¹¹	1	3,510,000	0.01%
CSDA FINANCE CORPORATION (LOS ANGELES CO WEST MOSQUITO ABATEMENT DIST, MCKINLEYVILLE CSD, RANCHO SIMI RECREATION/PARK DIST) ¹¹	1	6,290,000	0.02%
DAVIS JOINT UNIFIED SCHOOL DISTRICT CFD NO 1	1	12,430,000	0.04%
DELANO JOINT UNION HIGH SCHOOL DISTRICT	1	4,200,000	0.01%
DESERT COMMUNITY COLLEGE DISTRICT	1	4,000,000	0.01%
DRY CREEK JOINT SCHOOL DISTRICT CFD NO 1	1	6,135,000	0.02%
EAST BAY MUNICIPAL UTILITY DISTRICT	2	180,000,000	0.52%
FEATHER RIVER COMMUNITY COLLEGE DISTRICT (CSBAFC) ¹¹	1	1,105,000	0.00%
FULLERTON JOINT UNION HIGH SCHOOL DISTRICT (CSBAFC) ¹¹	1	4,990,000	0.01%
GAVILAN JOINT COMMUNITY COLLEGE DISTRICT (CSBAFC) ¹¹	1	3,000,000	0.01%
HANFORD JOINT UNION HIGH SCHOOL DISTRICT (CSBAFC) ¹¹	1	2,185,000	0.01%
HARTWELL COMMUNITY COLLEGE DISTRICT	1	4,665,000	0.01%
IMPERIAL IRRIGATION DISTRICT	1	32,925,000	0.09%
JURUPA UNIFIEDCSCHOOL DISTRICT (CSBAFC) ¹¹	1	4,990,000	0.01%
KERN COMMUNITY COLLEGE DISTRICT	1	6,150,000	0.02%
KING CITY JOINT UNION HIGH SCHOOL DISTRICT (CSBAFC) ¹¹	1	890,000	0.00%
LAKESIDE JOINT SCHOOL DISTRICT (CSBAFC) ¹¹	1	175,000	0.00%
LATON JOINT UNIFIED SCHOOL DISTRICT (CSBAFC) ¹¹	1	930,000	0.00%
LIVERMORE VALLEY JOINT UNIFIED SCHOOL DISTRICT	1	3,600,000	0.01%
LOCAL MEDICAL FACILITIES FINANCING AUTHORITY II	1	3,150,000	0.01%
LOMA PRIETA JOINT UNION ELEMENTARY SCHOOL DISTRICT (CSBAFC) ¹¹	1	640,000	0.00%
LOWELL JOINT SCHOOL DISTRICT (LACS/CCD) ¹¹	1	1,200,000	0.00%
MARYSVILLE JOINT UNIFIED SCHOOL DISTRICT	1	4,250,000	0.01%
METROPOLITAN WATER DISTRICT OF SOUTHERN CALIFORNIA	2	360,000,000	1.03%
MODESTO IRRIGATION DISTRICT	1	54,724,506	0.16%
M-S-R PUBLIC POWER AGENCY	1	117,135,000	0.34%
NAPA VALLEY COMMUNITY COLLEGE DISTRICT	1	2,300,000	0.01%
NORTH ORANGE COUNTY COMMUNITY COLLEGE DISTRICT	1	5,000,000	0.01%

**TABLE A-9
OVERVIEW OF 1991 DEBT FINANCINGS BY LOCAL ISSUERS**

<u>ISSUER</u>	<u># OF ISSUES</u>	<u>AMOUNT ISSUED(\$)</u> ¹	<u>PERCENT OF TOTAL</u> ⁶
PAJARO VALLEY UNIFIED SCHOOL DISTRICT	1	2,480,000	0.01%
PAJARO VALLEY UNIFIED SCHOOL DISTRICT (CSBAFC) ¹¹	1	4,980,000	0.01%
PASO ROBLES JOINT UNION HIGH SCHOOL DISTRICT	2	7,930,000	0.02%
PIERCE JOINT UNIFIED SCHOOL DISTRICT (CSBAFC) ¹¹	1	1,000,000	0.00%
REDWOODS COMMUNITY COLLEGE DISTRICT	1	1,500,000	0.00%
ROSEVILLE JOINT UNION HIGH SCHOOL DISTRICT	1	3,740,000	0.01%
SACRAMENTO MUNICIPAL UTILITY DISTRICT	2	271,130,000	0.78%
SACRAMENTO AREA COUNCIL OF GOVERNMENTS FINANCING CORPORATION	1	2,675,000	0.01%
SAN FRANCISCO BAY AREA RAPID TRANSIT DISTRICT	1	56,010,000	0.16%
SAN GABRIEL VALLEY SCHOOLS FINANCING AUTHORITY	1	4,979,507	0.01%
SAN LUIS OBISPO COUNTY COMMUNITY COLLEGE DISTRICT	1	4,645,000	0.01%
SANTA MARIA JOINT UNION HIGH SCHOOL DISTRICT (CSBAFC) ¹¹	1	3,500,000	0.01%
SHANDON JOINT UNIFIED SCHOOL DISTRICT	1	1,200,000	0.00%
SIERRA JOINT COMMUNITY COLLEGE DISTRICT	1	3,000,000	0.01%
SIERRA JOINT UNION HIGH SCHOOL DISTRICT (CSBAFC) ¹¹	1	1,360,000	0.00%
SOUTHERN CALIFORNIA HOME FINANCING AUTHORITY	2	89,470,838	0.26%
SOUTHERN CALIFORNIA PUBLIC POWER AUTHORITY	3	329,695,000	0.95%
TAHOE-TRUCKEE UNIFIED SCHOOL DISTRICT	2	4,725,000	0.01%
TRACY JOINT UNION HIGH SCHOOL DISTRICT	1	1,400,000	0.00%
TRUCKEE DONNER PUBLIC UTILITY DISTRICT	1	10,510,000	0.03%
TURLOCK IRRIGATION DISTRICT	8	18,085,663	0.05%
TURLOCK JOINT UNION HIGH SCHOOL DISTRICT	1	2,800,000	0.01%
WEST END COMMUNICATIONS FINANCING AUTHORITY	3	10,850,000	0.03%
WEST VALLEY-MISSION COMMUNITY COLLEGE DISTRICT	1	2,500,000	0.01%
WEST VALLEY-MISSION COMMUNITY COLLEGE DISTRICT (CSBAFC) ¹¹	1	2,500,000	0.01%
WINTERS JOINT UNIFIED SCHOOL DISTRICT (CSBAFC) ¹¹	1	1,125,000	0.00%
WOODLAND JOINT UNIFIED SCHOOL DISTRICT (CSBAFC) ¹¹	1	4,980,000	0.01%
YOSEMITE COMMUNITY COLLEGE DISTRICT	1	5,000,000	0.01%
YUBA COMMUNITY COLLEGE DISTRICT	1	4,400,000	0.01%

**TABLE A-9
OVERVIEW OF 1991 DEBT FINANCINGS BY LOCAL ISSUERS**

<u>ISSUER</u>	<u># OF ISSUES</u>	<u>AMOUNT, ISSUED(\$)</u> ¹	<u>PERCENT OF TOTAL</u> ⁶
YUCAIPA JOINT UNIFIED SCHOOL DISTRICT	1	7,300,000	0.02%
Y/S SCHOOL FACILITIES FINANCING AUTHORITY ¹¹	2	15,520,000	0.04%
TOTAL, MULTIPLE COUNTIES	112	2,062,092,519	5.92%
 TOTAL	 1,286	 20,063,079,556	 57.62%

**TABLE A-10
SUMMARY OF 1991 LOCAL DEBT FINANCINGS
BY TYPE OF DEBT INSTRUMENT
(AGGREGATE \$ AMOUNT ISSUED AND NUMBER OF ISSUES¹)**

<u>ISSUER</u>	<u>NOTES COMMERCIAL PAPER/OTHER</u>	<u>GENERAL OBLIGATION BONDS</u>	<u>LIMITED TAX OBLIGATION BONDS</u>	<u>ENTERPRISE REVENUE BONDS</u>	<u>CONDUIT REVENUE BONDS</u>
<u>ALAMEDA COUNTY</u>					
ALAMEDA	5,800,000	1	-	-	-
ALAMEDA COUNTY	-	-	-	-	-
ALBANY	2,000,000	1	-	-	-
ALBANY CITY UNIFIED SCHOOL DISTRICT (CSBAFC) ¹¹	1,790,000	1	-	-	-
BERKELEY	9,000,000	1	-	-	-
BERKELEY UNIFIED SCHOOL DISTRICT	-	-	-	-	-
CASTRO VALLEY UNIFIED SCHOOL DISTRICT	2,400,000	1	-	-	-
EMERYVILLE REDEVELOPMENT AGENCY	-	-	-	-	21,000,000
FREMONT	9,000,000	1	-	-	-
FREMONT UNIFIED SCHOOL DISTRICT	4,600,000	1	-	-	-
HAYWARD	-	-	-	-	-
LIVERMORE	3,200,000	1	-	-	9,355,000
NEW HAVEN UNIFIED SCHOOL DISTRICT	-	-	-	-	-
NEWARK UNIFIED SCHOOL DISTRICT	2,000,000	1	-	-	-
OAKLAND	35,000,000	1	12,000,000	1	65,500,000
ORO LOMA SANITARY DISTRICT	-	-	-	12,000,000	1
PIEDMONT UNIFIED SCHOOL DISTRICT	1,150,000	1	-	-	-
PLEASANTON	-	-	-	-	-
PLEASANTON UNIFIED SCHOOL DISTRICT	2,500,000	1	16,000,000	2	-
SAN LEANDRO UNIFIED SCHOOL DISTRICT	4,600,000	1	-	-	-
SAN LORENZO UNIFIED SCHOOL DISTRICT	2,000,000	1	-	-	-
UNION CITY	3,100,000	1	-	-	-
<u>ALPINE COUNTY</u>					
ALPINE COUNTY	-	-	-	-	-
<u>AMADOR COUNTY</u>					
IONE CFD NO 1989-1	-	-	6,550,000	1	-
IONE CFD NO 1989-2	-	-	7,500,000	1	-

**TABLE A-10
SUMMARY OF 1991 LOCAL DEBT FINANCINGS
BY TYPE OF DEBT INSTRUMENT
(AGGREGATE \$ AMOUNT ISSUED AND NUMBER OF ISSUES¹)**

<u>ISSUER</u>	<u>SPECIAL ASSESSMENT BONDS</u>	<u>TAX ALLOCATION BONDS</u>	<u>PUBLIC LEASE REVENUE/ OTHER BONDS</u>	<u>CERTIFICATES OF PARTICIPATION/ LEASES</u>
<u>ALAMEDA COUNTY</u>				
ALAMEDA	-	-	-	-
ALAMEDA COUNTY	3,156,532	1	-	71,080,000 1
ALBANY	-	-	-	-
ALBANY CITY UNIFIED SCHOOL DISTRICT (CSBAFC) ¹¹	-	-	-	-
BERKELEY	-	-	-	-
BERKELEY UNIFIED SCHOOL DISTRICT	-	-	-	7,514,523 3
CASTRO VALLEY UNIFIED SCHOOL DISTRICT	-	-	-	-
EMERYVILLE REDEVELOPMENT AGENCY	-	-	-	-
FREMONT	4,600,000	1	-	20,990,000 2
FREMONT UNIFIED SCHOOL DISTRICT	-	-	-	3,510,000 1
HAYWARD	-	-	-	7,981,700 2
LIVERMORE	-	-	-	37,180,000 3
NEW HAVEN UNIFIED SCHOOL DISTRICT	-	-	-	3,710,000 1
NEWARK UNIFIED SCHOOL DISTRICT	-	-	-	-
OAKLAND	-	-	-	-
ORO LOMA SANITARY DISTRICT	-	-	-	-
PIEDMONT UNIFIED SCHOOL DISTRICT	-	-	-	-
PLEASANTON	-	-	-	5,570,000 1
PLEASANTON UNIFIED SCHOOL DISTRICT	-	-	-	-
SAN LEANDRO UNIFIED SCHOOL DISTRICT	-	-	-	-
SAN LORENZO UNIFIED SCHOOL DISTRICT	-	-	-	8,715,000 1
UNION CITY	-	-	-	-
<u>ALPINE COUNTY</u>				
ALPINE COUNTY	-	-	-	180,000 1
<u>AMADOR COUNTY</u>				
IONE CFD NO 1989-1	-	-	-	-
IONE CFD NO 1989-2	-	-	-	-

**TABLE A-10
SUMMARY OF 1991 LOCAL DEBT FINANCINGS
BY TYPE OF DEBT INSTRUMENT
(AGGREGATE \$ AMOUNT ISSUED AND NUMBER OF ISSUES¹)**

<u>ISSUER</u>	<u>NOTES COMMERCIAL PAPER/OTHER</u>		<u>GENERAL OBLIGATION BONDS</u>		<u>LIMITED TAX OBLIGATION BONDS</u>		<u>ENTERPRISE REVENUE BONDS</u>		<u>CONDUIT REVENUE BONDS</u>
<u>BUTTE COUNTY</u>									
CHICO PUBLIC FINANCING AUTHORITY ¹¹	-		-		-		-		-
CHICO REDEVELOPMENT AGENCY	-		-		-		-		-
CHICO UNIFIED SCHOOL DISTRICT	-		8,000,000	1	-		-		-
PARADISE	-		-		-		-		-
THERMALITO UNION ELEMENTARY SCHOOL DISTRICT	-		-		-		-		-
<u>CALAVERAS COUNTY</u>									
BRET HARTE UNION HIGH SCHOOL DISTRICT (CSBAFC) ¹¹	750,000	1	-		-		-		-
CALAVERAS COUNTY WATER DISTRICT	-		-		-		-		-
MARK TWAIN UNION ELEMENTARY SCHOOL DISTRICT (CSBAFC) ¹¹	380,000	1	-		-		-		-
VALLECITO UNION ELEMENTARY SCHOOL DISTRICT (CSBAFC) ¹¹	640,000	1	-		-		-		-
<u>COLUSA COUNTY</u>									
COLUSA COUNTY (CSAC) ¹¹	1,700,000	1	-		-		-		-
<u>CONTRA COSTA COUNTY</u>									
ACALANES UNION HIGH SCHOOL DISTRICT	3,000,000	1	9,000,000	1	-		-		-
ANTIOCH AREA PUBLIC FACILITIES FINANCING AGENCY CFD NO 1	3,490,000	1	-		-		-		-
ANTIOCH UNIFIED SCHOOL DISTRICT	4,500,000	1	-		-		-		-
BRENTWOOD UNION SCHOOL DISTRICT	-		5,000,000	1	-		-		-
CENTRAL CONTRA COSTA SANITARY DISTRICT	-		-		-		-		-
CLAYTON CFD NO 1990-2	-		-		1,460,000	1	-		-
CONCORD	-		-		-		-		-
CONTRA COSTA COMMUNITY COLLEGE DISTRICT	5,000,000	1	-		-		-		-
CONTRA COSTA COUNTY	75,000,000	1	-		-		-		-
CONTRA COSTA COUNTY CFD NO 1991-1	-		-		4,555,000	1	-		-
CONTRA COSTA HOME MORTGAGE FINANCE AUTHORITY	-		-		-		-		11,817,856
CONTRA COSTA TRANSPORTATION AUTHORITY	-		-		200,000,771	1	-		-

**TABLE A-10
SUMMARY OF 1991 LOCAL DEBT FINANCINGS
BY TYPE OF DEBT INSTRUMENT
(AGGREGATE \$ AMOUNT ISSUED AND NUMBER OF ISSUES¹)**

<u>ISSUER</u>	<u>SPECIAL ASSESSMENT BONDS</u>	<u>TAX ALLOCATION BONDS</u>	<u>PUBLIC LEASE REVENUE/ OTHER BONDS</u>	<u>CERTIFICATES OF PARTICIPATION/ LEASES</u>
<u>BUTTE COUNTY</u>				
CHICO PUBLIC FINANCING AUTHORITY ¹¹	-	25,160,000	2	-
CHICO REDEVELOPMENT AGENCY	-	-	-	15,000,000 1
CHICO UNIFIED SCHOOL DISTRICT	-	-	-	-
PARADISE	2,578,128	1	-	-
THERMALITO UNION ELEMENTARY SCHOOL DISTRICT	-	-	-	206,667 1
<u>CALAVERAS COUNTY</u>				
BRET HARTE UNION HIGH SCHOOL DISTRICT (CSBAFC) ¹¹	-	-	-	-
CALAVERAS COUNTY WATER DISTRICT	9,682,608	1	-	11,505,000 1
MARK TWAIN UNION ELEMENTARY SCHOOL DISTRICT (CSBAFC) ¹¹	-	-	-	-
VALLECITO UNION ELEMENTARY SCHOOL DISTRICT (CSBAFC) ¹¹	-	-	-	-
<u>COLUSA COUNTY</u>				
COLUSA COUNTY (CSAC) ¹¹	-	-	-	-
<u>CONTRA COSTA COUNTY</u>				
ACALANES UNION HIGH SCHOOL DISTRICT	-	-	-	-
ANTIOCH AREA PUBLIC FACILITIES FINANCING AGENCY CFD NO 1	-	-	-	-
ANTIOCH UNIFIED SCHOOL DISTRICT	-	-	-	7,080,505 1
BRENTWOOD UNION SCHOOL DISTRICT	-	-	-	-
CENTRAL CONTRA COSTA SANITARY DISTRICT	180,725	1	-	-
CLAYTON CFD NO 1990-2	-	-	-	-
CONCORD	108,850	1	-	-
CONTRA COSTA COMMUNITY COLLEGE DISTRICT	-	-	-	-
CONTRA COSTA COUNTY	8,010,000	2	-	24,778,288 3
CONTRA COSTA COUNTY CFD NO 1991-1	-	-	-	-
CONTRA COSTA HOME MORTGAGE FINANCE AUTHORITY	-	-	-	-
CONTRA COSTA TRANSPORTATION AUTHORITY	-	-	-	-

**TABLE A-10
SUMMARY OF 1991 LOCAL DEBT FINANCINGS
BY TYPE OF DEBT INSTRUMENT
(AGGREGATE \$ AMOUNT ISSUED AND NUMBER OF ISSUES¹)**

<u>ISSUER</u>	<u>NOTES COMMERCIAL PAPER/OTHER</u>		<u>GENERAL OBLIGATION BONDS</u>		<u>LIMITED TAX OBLIGATION BONDS</u>		<u>ENTERPRISE REVENUE BONDS</u>		<u>CONDUIT REVENUE BONDS</u>	
CONTRA COSTA COUNTY BOARD OF EDUCATION (CSBAFC) ¹¹	4,990,000	1	-		-		-		-	
DELTA DIABLO SANITATION DISTRICT	-		-		-		-		-	
EL CERRITO	1,400,000	1	-		-		-		-	
EL CERRITO REDEVELOPMENT AGENCY	-		-		-		-		-	
HERCULES	-		-		-		-		-	
MARTINEZ UNIFIED SCHOOL DISTRICT	1,400,000	1	-		-		-		-	
MT DIABLO HOSPITAL DISTRICT	-		-		-		15,000,000	1	-	
MT DIABLO UNIFIED SCHOOL DISTRICT	5,000,000	1	-		-		-		-	
MT DIABLO UNIFIED SCHOOL DISTRICT CFD NO 1	13,300,000	1	-		-		-		-	
OAKLEY UNION SCHOOL DISTRICT	-		-		-		-		-	
PITTSBURG	-		-		-		-		19,200,000	
PITTSBURG FINANCING AUTHORITY	-		-		-		11,915,000	1	-	
PITTSBURG REDEVELOPMENT AGENCY	-		-		-		-		-	
PITTSBURG REDEVELOPMENT AGENCY CFD NO 1990-1	-		-		8,000,000	1	-		-	
PITTSBURG UNIFIED SCHOOL DISTRICT	3,500,000	1	-		-		-		-	
PLEASANT HILL REDEVELOPMENT AGENCY	-		-		-		-		-	
SAN RAMON	-		-		-		-		-	
SAN RAMON VALLEY UNIFIED SCHOOL DISTRICT	13,275,000	1	-		-		-		-	
WALNUT CREEK ELEMENTARY SCHOOL DISTRICT (CSBAFC) ¹¹	2,905,000	1	-		-		-		-	
<u>DEL NORTE COUNTY</u>										
CRESCENT CITY	-		-		-		1,936,900	1	-	
CRESCENT CITY PUBLIC FINANCING AUTHORITY ¹¹	-		-		-		-		-	
CRESCENT CITY REDEVELOPMENT AGENCY	-		-		-		-		-	
DEL NORTE COUNTY	4,600,000	2	-		-		-		-	
DEL NORTE COUNTY UNIFIED SCHOOL DISTRICT	-		-		-		-		-	

**TABLE A-10
SUMMARY OF 1991 LOCAL DEBT FINANCINGS
BY TYPE OF DEBT INSTRUMENT
(AGGREGATE \$ AMOUNT ISSUED AND NUMBER OF ISSUES¹)**

<u>ISSUER</u>	<u>SPECIAL ASSESSMENT BONDS</u>	<u>TAX ALLOCATION BONDS</u>	<u>PUBLIC LEASE REVENUE/ OTHER BONDS</u>	<u>CERTIFICATES OF PARTICIPATION/ LEASES</u>
CONTRA COSTA COUNTY BOARD OF EDUCATION (CSBAFC) ¹¹	-	-	-	-
DELTA DIABLO SANITATION DISTRICT	-	-	-	17,454,950 1
EL CERRITO	-	-	-	-
EL CERRITO REDEVELOPMENT AGENCY	-	7,185,000 1	-	-
HERCULES	2,410,000 1	-	-	-
MARTINEZ UNIFIED SCHOOL DISTRICT	-	-	-	5,070,000 1
MT DIABLO HOSPITAL DISTRICT	-	-	-	-
MT DIABLO UNIFIED SCHOOL DISTRICT	-	-	-	-
MT DIABLO UNIFIED SCHOOL DISTRICT CFD NO 1	-	-	-	-
OAKLEY UNION SCHOOL DISTRICT	-	-	-	8,520,000 1
PITTSBURG	-	-	-	-
PITTSBURG FINANCING AUTHORITY	-	-	-	-
PITTSBURG REDEVELOPMENT AGENCY	-	30,000,000 1	-	-
PITTSBURG REDEVELOPMENT AGENCY CFD NO 1990-1	-	-	-	-
PITTSBURG UNIFIED SCHOOL DISTRICT	-	-	-	-
PLEASANT HILL REDEVELOPMENT AGENCY	-	9,825,000 1	-	-
SAN RAMON	4,029,572 1	-	-	15,000,000 1
SAN RAMON VALLEY UNIFIED SCHOOL DISTRICT	-	-	-	39,500,000 2
WALNUT CREEK ELEMENTARY SCHOOL DISTRICT (CSBAFC) ¹¹	-	-	-	-
<u>DEL NORTE COUNTY</u>				
CRESCENT CITY	1,275,000 1	-	-	-
CRESCENT CITY PUBLIC FINANCING AUTHORITY ¹¹	-	-	2,500,000 1	-
CRESCENT CITY REDEVELOPMENT AGENCY	-	500,000 1	-	-
DEL NORTE COUNTY	-	-	-	-
DEL NORTE COUNTY UNIFIED SCHOOL DISTRICT	-	-	-	222,466 1

**TABLE A-10
SUMMARY OF 1991 LOCAL DEBT FINANCINGS
BY TYPE OF DEBT INSTRUMENT
(AGGREGATE \$ AMOUNT ISSUED AND NUMBER OF ISSUES¹)**

<u>ISSUER</u>	<u>NOTES COMMERCIAL PAPER/OTHER</u>	<u>GENERAL OBLIGATION BONDS</u>	<u>LIMITED TAX OBLIGATION BONDS</u>	<u>ENTERPRISE REVENUE BONDS</u>	<u>CONDUIT REVENUE BONDS</u>
<u>EL DORADO COUNTY</u>					
BUCKEYE UNION SCHOOL DISTRICT	-	-	-	-	-
GEORGETOWN DIVIDE PUBLIC UTILITY DISTRICT	-	-	-	-	-
GOLD TRAIL UNION SCHOOL DISTRICT	-	80,000	1	-	-
LAKE TAHOE UNIFIED SCHOOL DISTRICT (CCALG) ¹¹	2,750,000	1	-	-	-
RESCUE UNION SCHOOL DISTRICT	-	298,000	2	-	-
<u>FRESNO COUNTY</u>					
AMERICAN UNION ELEMENTARY SCHOOL DISTRICT (CSBAFC) ¹¹	450,000	1	-	-	-
CLOVIS	-	-	-	-	-
CLOVIS UNIFIED SCHOOL DISTRICT	9,400,000	1	3,000,000	1	-
COALINGA	-	-	-	-	-
COALINGA HOSPITAL DISTRICT	-	-	-	-	-
COALINGA PUBLIC FINANCING AUTHORITY ¹¹	-	-	-	-	-
COALINGA REDEVELOPMENT AGENCY	-	-	-	-	-
FIREBAUGH-LAS DELTAS UNIFIED SCHOOL DISTRICT (CSBAFC) ¹¹	895,000	1	-	-	-
FRESNO	12,000,000	1	-	24,755,000	1
FRESNO COUNTY	53,000,000	1	-	-	19,650,000
FRESNO COUNTY OFFICE OF EDUCATION (CSBAFC) ¹¹	4,800,000	1	-	-	-
FRESNO UNIFIED SCHOOL DISTRICT	35,000,000	1	-	-	-
HURON REDEVELOPMENT AGENCY	-	-	-	-	-
JAMES IRRIGATION DISTRICT	-	-	-	-	-
KINGSBURG	-	-	-	-	-
KINGSBURG PUBLIC FINANCING AUTHORITY ¹¹	-	-	-	-	-
MENDOTA UNIFIED SCHOOL DISTRICT	-	9,300,000	1	-	-
ORANGE COVE	-	-	-	-	-
REEDLEY	-	-	-	-	-
SAN JOAQUIN	-	-	-	-	-
SANGER CFD NO 1	-	-	2,410,000	1	-

**TABLE A-10
SUMMARY OF 1991 LOCAL DEBT FINANCINGS
BY TYPE OF DEBT INSTRUMENT
(AGGREGATE \$ AMOUNT ISSUED AND NUMBER OF ISSUES¹)**

<u>ISSUER</u>	<u>SPECIAL ASSESSMENT BONDS</u>		<u>TAX ALLOCATION BONDS</u>		<u>PUBLIC LEASE REVENUE/ OTHER BONDS</u>		<u>CERTIFICATES OF PARTICIPATION/ LEASES</u>	
<u>EL DORADO COUNTY</u>								
BUCKEYE UNION SCHOOL DISTRICT	-		-		-		4,645,000	1
GEORGETOWN DIVIDE PUBLIC UTILITY DISTRICT	2,024,988	4	-		-		-	
GOLD TRAIL UNION SCHOOL DISTRICT	-		-		-		-	
LAKE TAHOE UNIFIED SCHOOL DISTRICT (CCALG) ¹¹	-		-		-		-	
RESCUE UNION SCHOOL DISTRICT	-		-		-		992,884	1
<u>FRESNO COUNTY</u>								
AMERICAN UNION ELEMENTARY SCHOOL DISTRICT (CSBAFC) ¹¹	-		-		-		-	
CLOVIS	-		-		-		6,000,000	1
CLOVIS UNIFIED SCHOOL DISTRICT	-		-		-		46,415,000	1
COALINGA	3,799,000	2	-		-		-	
COALINGA HOSPITAL DISTRICT	-		-		-		1,170,000	2
COALINGA PUBLIC FINANCING AUTHORITY ¹¹	-		-		17,410,000	2	-	
COALINGA REDEVELOPMENT AGENCY	-		5,155,000	1	-		-	
FIREBAUGH-LAS DELTAS UNIFIED SCHOOL DISTRICT (CSBAFC) ¹¹	-		-		-		-	
FRESNO	11,313,482	2	-		-		68,265,000	4
FRESNO COUNTY	-		-		-		9,350,000	1
FRESNO COUNTY OFFICE OF EDUCATION (CSBAFC) ¹¹	-		-		-		-	
FRESNO UNIFIED SCHOOL DISTRICT	-		-		-		47,565,000	3
HURON REDEVELOPMENT AGENCY	-		-		-		848,000	1
JAMES IRRIGATION DISTRICT	-		-		-		2,770,000	1
KINGSBURG	2,635,000	1	-		-		-	
KINGSBURG PUBLIC FINANCING AUTHORITY ¹¹	-		-		4,000,000	1	-	
MENDOTA UNIFIED SCHOOL DISTRICT	-		-		-		-	
ORANGE COVE	2,345,000	1	-		-		-	
REEDLEY	-		-		-		4,240,000	1
SAN JOAQUIN	1,233,000	1	-		-		470,000	1
SANGER CFD NO 1	-		-		-		-	

**TABLE A-10
SUMMARY OF 1991 LOCAL DEBT FINANCINGS
BY TYPE OF DEBT INSTRUMENT
(AGGREGATE \$ AMOUNT ISSUED AND NUMBER OF ISSUES¹)**

<u>ISSUER</u>	<u>NOTES COMMERCIAL PAPER/OTHER</u>		<u>GENERAL OBLIGATION BONDS</u>		<u>LIMITED TAX OBLIGATION BONDS</u>		<u>ENTERPRISE REVENUE BONDS</u>		<u>CONDUIT REVENUE BONDS</u>	
SANGER UNIFIED SCHOOL DISTRICT	3,500,000	1	-		-		-		-	
SANGER (CA LGA) ¹¹	1,000,000	1	-		-		-		-	
SELMA UNIFIED SCHOOL DISTRICT	-		8,140,000	1	-		-		-	
<u>GLENN COUNTY</u>										
GLENN COUNTY (CSAC) ¹¹	2,300,000	1	-		-		-		-	
<u>HUMBOLDT COUNTY</u>										
ARCATA	-		-		-		-		-	
EUREKA HIGH SCHOOL DISTRICT	1,650,000	1	-		-		-		-	
EUREKA SCHOOL DISTRICT	1,700,000	1	-		-		-		-	
HUMBOLDT COUNTY	2,800,000	1	-		-		-		-	
<u>IMPERIAL COUNTY</u>										
BRAWLEY	-		-		-		-		-	
EL CENTRO (SDALG) ¹¹	1,500,000	1	-		-		-		-	
HOLTVILLE	-		-		-		3,500,000	1	-	
IMPERIAL COUNTY	5,000,000	1	1,900,000	1	-		-		-	
<u>KERN COUNTY</u>										
ARVIN UNION SCHOOL DISTRICT	-		-		-		-		-	
BAKERSFIELD	-		-		-		-		-	
BAKERSFIELD CITY SCHOOL DISTRICT	-		4,000,000	1	-		-		-	
BEARDSLEY SCHOOL DISTRICT	1,300,000	1	-		-		-		-	
CALIFORNIA CITY REDEVELOPMENT AGENCY	-		-		-		-		-	
DELANG UNION ELEMENTARY SCHOOL DISTRICT (CSBAFC) ¹¹	3,250,000	1	-		-		-		-	
GOLDEN EMPIRE SCHOOLS FINANCING AUTHORITY	15,320,000	1	-		-		-		-	
KERN COUNTY	-		-		-		-		-	
KERN COUNTY BOARD OF EDUCATION	3,600,000	1	-		-		-		-	
KERN COUNTY HOUSING AUTHORITY	-		-		-		-		20,000,000 1	

**TABLE A-10
SUMMARY OF 1991 LOCAL DEBT FINANCINGS
BY TYPE OF DEBT INSTRUMENT
(AGGREGATE \$ AMOUNT ISSUED AND NUMBER OF ISSUES¹)**

<u>ISSUER</u>	<u>SPECIAL ASSESSMENT BONDS</u>	<u>TAX ALLOCATION BONDS</u>	<u>PUBLIC LEASE REVENUE/ OTHER BONDS</u>	<u>CERTIFICATES OF PARTICIPATION/ LEASES</u>	
SANGER UNIFIED SCHOOL DISTRICT	-	-	-	-	
SANGER (CA LGA) ¹¹	-	-	-	-	
SELMA UNIFIED SCHOOL DISTRICT	-	-	-	-	
<u>GLENN COUNTY</u>					
GLENN COUNTY (CSAC) ¹¹	-	-	-	-	
<u>HUMBOLDT COUNTY</u>					
ARCATA	-	-	-	2,700,000	1
EUREKA HIGH SCHOOL DISTRICT	-	-	-	-	
EUREKA SCHOOL DISTRICT	-	-	-	-	
HUMBOLDT COUNTY	-	-	-	850,000	1
<u>IMPERIAL COUNTY</u>					
BRAWLEY	-	-	-	712,328	1
EL CENTRO (SDALG) ¹¹	-	-	-	-	
HOLTVILLE	-	-	-	-	
IMPERIAL COUNTY	-	-	-	-	
<u>KERN COUNTY</u>					
ARVIN UNION SCHOOL DISTRICT	-	-	-	4,555,000	1
BAKERSFIELD	4,357,580	1	-	5,997,522	3
BAKERSFIELD CITY SCHOOL DISTRICT	-	-	-	-	
BEARDSLEY SCHOOL DISTRICT	-	-	-	-	
CALIFORNIA CITY REDEVELOPMENT AGENCY	-	9,000,000	1	-	
DELANO UNION ELEMENTARY SCHOOL DISTRICT (CSBAFC) ¹¹	-	-	-	-	
GOLDEN EMPIRE SCHOOLS FINANCING AUTHORITY	-	-	-	-	
KERN COUNTY	-	-	-	21,795,000	2
KERN COUNTY BOARD OF EDUCATION	-	-	-	-	
KERN COUNTY HOUSING AUTHORITY	-	-	-	-	

**TABLE A-10
SUMMARY OF 1991 LOCAL DEBT FINANCINGS
BY TYPE OF DEBT INSTRUMENT
(AGGREGATE \$ AMOUNT ISSUED AND NUMBER OF ISSUES¹)**

<u>ISSUER</u>	<u>NOTES COMMERCIAL PAPER/OTHER</u>		<u>GENERAL OBLIGATION BONDS</u>		<u>LIMITED TAX OBLIGATION BONDS</u>		<u>ENTERPRISE REVENUE BONDS</u>		<u>CONDUIT REVENUE BONDS</u>
KERN HIGH SCHOOL DISTRICT	21,820,000	3	15,000,000	1	-	-	-	-	-
KERN VALLEY HOSPITAL DISTRICT	-	-	-	-	-	20,590,000	1	-	-
LOST HILLS UNION SCHOOL DISTRICT	-	-	2,500,000	1	-	-	-	-	-
MC FARLAND UNIFIED SCHOOL DISTRICT	1,640,000	1	-	-	-	-	-	-	-
NORTH OF RIVER SANITARY DISTRICT NO 1	-	-	-	-	-	-	-	-	-
RIDGECREST REDEVELOPMENT AGENCY	-	-	-	-	-	-	-	-	-
ROSAMOND COMMUNITY SERVICES DISTRICT	-	-	-	-	-	-	-	-	-
ROSEDALE UNION SCHOOL DISTRICT	-	-	2,480,000	1	-	-	-	-	-
SIERRA SANDS UNIFIED SCHOOL DISTRICT	2,300,000	1	-	-	-	-	-	-	-
STANDARD ELEMENTARY SCHOOL DISTRICT	-	-	-	-	-	-	-	-	-
TAFT UNION HIGH SCHOOL DISTRICT	5,000,000	1	-	-	-	-	-	-	-
TEHACHAPI CFD NO 90-1	-	-	-	-	2,780,000	1	-	-	-
TEHACHAPI UNIFIED SCHOOL DISTRICT	-	-	-	-	-	-	-	-	-
TEHACHAPI UNIFIED SCHOOL DISTRICT (CSBAFC) ¹¹	2,500,000	1	-	-	-	-	-	-	-
WASCO	-	-	-	-	-	-	-	-	-
WASCO REDEVELOPMENT AGENCY	2,520,000	1	-	-	-	-	-	-	-
WEST KERN COMMUNITY COLLEGE DISTRICT	1,000,000	1	-	-	-	-	-	-	-
WEST SIDE HOSPITAL DISTRICT	-	-	-	-	-	4,900,000	1	-	-
<u>KINGS COUNTY</u>									
HANFORD ELEMENTARY SCHOOL DISTRICT (CSBAFC) ¹¹	2,295,000	1	-	-	-	-	-	-	-
ISLAND UNION ELEMENTARY SCHOOL DISTRICT (CSBAFC) ¹¹	125,000	1	-	-	-	-	-	-	-
KINGS COUNTY	4,980,000	1	-	-	-	-	-	-	-
KINGS COUNTY BOARD OF EDUCATION (CSBAFC) ¹¹	1,425,000	1	-	-	-	-	-	-	-
KINGS RIVER-HARDWICK UNION ELEMENTARY SCHOOL (CSBAFC) ¹¹	155,000	1	-	-	-	-	-	-	-
LEMOORE UNION ELEMENTARY SCHOOL DISTRICT (CSBAFC) ¹¹	1,005,000	1	-	-	-	-	-	-	-
LEMOORE UNION HIGH SCHOOL DISTRICT (CSBAFC) ¹¹	1,350,000	1	-	-	-	-	-	-	-
PIONEER UNION ELEMENTARY SCHOOL DISTRICT (CSBAFC) ¹¹	300,000	1	-	-	-	-	-	-	-
REEF-SUNSET UNIFIED SCHOOL DISTRICT (CSBAFC) ¹¹	1,450,000	1	-	-	-	-	-	-	-

**TABLE A-10
SUMMARY OF 1991 LOCAL DEBT FINANCINGS
BY TYPE OF DEBT INSTRUMENT
(AGGREGATE \$ AMOUNT ISSUED AND NUMBER OF ISSUES¹)**

<u>ISSUER</u>	<u>SPECIAL ASSESSMENT BONDS</u>		<u>TAX ALLOCATION BONDS</u>		<u>PUBLIC LEASE REVENUE/ OTHER BONDS</u>	<u>CERTIFICATES OF PARTICIPATION/ LEASES</u>
KERN HIGH SCHOOL DISTRICT	-		-		-	-
KERN VALLEY HOSPITAL DISTRICT	-		-		-	-
LOST HILLS UNION SCHOOL DISTRICT	-		-		-	-
MC FARLAND UNIFIED SCHOOL DISTRICT	-		-		-	-
NORTH OF RIVER SANITARY DISTRICT NO 1	4,652,150	1	-		-	-
RIDGECREST REDEVELOPMENT AGENCY	-		4,790,000	1	-	-
ROSAMOND COMMUNITY SERVICES DISTRICT	11,331,000	1	-		-	-
ROSEDALE UNION SCHOOL DISTRICT	-		-		-	-
SIERRA SANDS UNIFIED SCHOOL DISTRICT	-		-		-	-
STANDARD ELEMENTARY SCHOOL DISTRICT	-		-		5,000,000	1
TAFT UNION HIGH SCHOOL DISTRICT	-		-		-	-
TEHACHAPI CFD NO 90-1	-		-		-	-
TEHACHAPI UNIFIED SCHOOL DISTRICT	-		-		3,555,000	1
TEHACHAPI UNIFIED SCHOOL DISTRICT (CSBAFC) ¹¹	-		-		-	-
WASCO	739,400	1	-		-	-
WASCO REDEVELOPMENT AGENCY	-		-		-	-
WEST KERN COMMUNITY COLLEGE DISTRICT	-		-		2,190,000	1
WEST SIDE HOSPITAL DISTRICT	-		-		-	-
<u>KINGS COUNTY</u>						
HANFORD ELEMENTARY SCHOOL DISTRICT (CSBAFC) ¹¹	-		-		-	-
ISLAND UNION ELEMENTARY SCHOOL DISTRICT (CSBAFC) ¹¹	-		-		-	-
KINGS COUNTY	-		-		-	-
KINGS COUNTY BOARD OF EDUCATION (CSBAFC) ¹¹	-		-		-	-
KINGS RIVER-HARDWICK UNION ELEMENTARY SCHOOL (CSBAFC) ¹¹	-		-		-	-
LEMOORE UNION ELEMENTARY SCHOOL DISTRICT (CSBAFC) ¹¹	-		-		-	-
LEMOORE UNION HIGH SCHOOL DISTRICT (CSBAFC) ¹¹	-		-		-	-
PIONEER UNION ELEMENTARY SCHOOL DISTRICT (CSBAFC) ¹¹	-		-		-	-
REEF-SUNSET UNIFIED SCHOOL DISTRICT (CSBAFC) ¹¹	-		-		-	-

**TABLE A-10
SUMMARY OF 1991 LOCAL DEBT FINANCINGS
BY TYPE OF DEBT INSTRUMENT
(AGGREGATE \$ AMOUNT ISSUED AND NUMBER OF ISSUES¹)**

<u>ISSUER</u>	<u>NOTES COMMERCIAL PAPER/OTHER</u>	<u>GENERAL OBLIGATION BONDS</u>	<u>LIMITED TAX OBLIGATION BONDS</u>	<u>ENTERPRISE REVENUE BONDS</u>	<u>CONDUIT REVENUE BONDS</u>
<u>LAKE COUNTY</u>					
CLEARLAKE	550,000	1	-	-	-
LAKE COUNTY	-	-	-	-	-
<u>LOS ANGELES COUNTY</u>					
ALHAMBRA	3,000,000	1	-	-	-
ALHAMBRA CITY HIGH SCHOOL DISTRICT (LACS/CCD) ¹¹	4,000,000	1	-	-	-
ALHAMBRA CITY SCHOOL DISTRICT (LACS/CCD) ¹¹	4,000,000	1	-	-	-
ANTELOPE VALLEY UNION HIGH SCHOOL DISTRICT	-	-	-	-	-
ANTELOPE VALLEY UNION HIGH SCHOOL DISTRICT (LACS/CCD) ¹¹	4,200,000	1	-	-	-
ANTELOPE VALLEY-EAST KERN WATER AGENCY CFD NO 90-1	-	-	13,800,000	2	-
ARCADIA UNIFIED SCHOOL DISTRICT (LACS/CCD) ¹¹	4,000,000	1	-	-	-
AVALON COMMUNITY IMPROVEMENT AGENCY	-	-	-	-	-
AZUSA UNIFIED SCHOOL DISTRICT (CSBAFC) ¹¹	4,900,000	1	-	-	-
BASSETT UNIFIED SCHOOL DISTRICT (CSBAFC) ¹¹	2,885,000	1	-	-	-
BELL COMMUNITY REDEVELOPMENT AGENCY	9,250,000	1	-	-	-
BEVERLY HILLS	10,000,000	1	-	-	-
BEVERLY HILLS UNIFIED SCHOOL DISTRICT (LACS/CCD) ¹¹	3,500,000	1	-	-	-
BONITA UNIFIED SCHOOL DISTRICT (LACS/CCD) ¹¹	3,500,000	1	-	-	-
BURBANK PARKING AUTHORITY CFD NO 1991-1	-	-	2,030,000	1	-
BURBANK UNIFIED SCHOOL DISTRICT (LACS/CCD) ¹¹	4,500,000	1	-	-	-
CASTAIC UNION SCHOOL DISTRICT (CSBAFC) ¹¹	900,000	1	-	-	-
CERRITOS COMMUNITY COLLEGE DISTRICT (LACS/CCD) ¹¹	4,000,000	1	-	-	-
CHARTER OAK UNIFIED SCHOOL DISTRICT (LACS/CCD) ¹¹	5,000,000	2	-	-	-
CITRUS COMMUNITY COLLEGE DISTRICT (LACS/CCD) ¹¹	4,800,000	1	-	-	-
CLAREMONT	4,500,000	1	-	-	-
COMMERCE JOINT POWERS FINANCING AUTHORITY ¹¹	-	-	-	-	-
COMMERCE REDEVELOPMENT AGENCY	-	-	-	-	-
COVINA	-	-	-	-	-

TABLE A-10
SUMMARY OF 1991 LOCAL DEBT FINANCINGS
BY TYPE OF DEBT INSTRUMENT
(AGGREGATE \$ AMOUNT ISSUED AND NUMBER OF ISSUES¹)

ISSUER	SPECIAL ASSESSMENT BONDS	TAX ALLOCATION BONDS	PUBLIC LEASE REVENUE/ OTHER BONDS	CERTIFICATES OF PARTICIPATION/ LEASES
<u>LAKE COUNTY</u>				
CLEARLAKE	-	-	-	-
LAKE COUNTY	-	-	-	9,075,000 1
<u>LOS ANGELES COUNTY</u>				
ALHAMBRA	-	-	-	-
ALHAMBRA CITY HIGH SCHOOL DISTRICT (LACS/CCD) ¹¹	-	-	-	-
ALHAMBRA CITY SCHOOL DISTRICT (LACS/CCD) ¹¹	-	-	-	-
ANTELOPE VALLEY UNION HIGH SCHOOL DISTRICT	-	-	-	5,200,000 1
ANTELOPE VALLEY UNION HIGH SCHOOL DISTRICT (LACS/CCD) ¹¹	-	-	-	-
ANTELOPE VALLEY-EAST KERN WATER AGENCY CFD NO 90-1	-	-	-	-
ARCADIA UNIFIED SCHOOL DISTRICT (LACS/CCD) ¹¹	-	-	-	-
AVALON COMMUNITY IMPROVEMENT AGENCY	-	11,500,000 1	-	-
AZUSA UNIFIED SCHOOL DISTRICT (CSBAFC) ¹¹	-	-	-	-
BASSETT UNIFIED SCHOOL DISTRICT (CSBAFC) ¹¹	-	-	-	-
BELL COMMUNITY REDEVELOPMENT AGENCY	-	-	-	-
BEVERLY HILLS	-	-	-	-
BEVERLY HILLS UNIFIED SCHOOL DISTRICT (LACS/CCD) ¹¹	-	-	-	-
BONITA UNIFIED SCHOOL DISTRICT (LACS/CCD) ¹¹	-	-	-	-
BURBANK PARKING AUTHORITY CFD NO 1991-1	-	-	-	-
BURBANK UNIFIED SCHOOL DISTRICT (LACS/CCD) ¹¹	-	-	-	-
CASTAIC UNION SCHOOL DISTRICT (CSBAFC) ¹¹	-	-	-	-
CERRITOS COMMUNITY COLLEGE DISTRICT (LACS/CCD) ¹¹	-	-	-	-
CHARTER OAK UNIFIED SCHOOL DISTRICT (LACS/CCD) ¹¹	-	-	-	-
CITRUS COMMUNITY COLLEGE DISTRICT (LACS/CCD) ¹¹	-	-	-	-
CLAREMONT	-	-	-	-
COMMERCE JOINT POWERS FINANCING AUTHORITY ¹¹	-	-	20,770,000 1	-
COMMERCE REDEVELOPMENT AGENCY	-	18,069,113 1	-	-
COVINA	-	-	-	3,320,000 1

**TABLE A-10
SUMMARY OF 1991 LOCAL DEBT FINANCINGS
BY TYPE OF DEBT INSTRUMENT
(AGGREGATE \$ AMOUNT ISSUED AND NUMBER OF ISSUES¹)**

<u>ISSUER</u>	<u>NOTES COMMERCIAL PAPER/OTHER</u>	<u>GENERAL OBLIGATION BONDS</u>	<u>LIMITED TAX OBLIGATION BONDS</u>	<u>ENTERPRISE REVENUE BONDS</u>	<u>CONDUIT REVENUE BONDS</u>
COVINA-VALLEY UNIFIED SCHOOL DISTRICT	5,000,000 2	-	-	-	-
CUDAHY REDEVELOPMENT AGENCY	2,000,000 1	-	-	-	-
CULVER CITY	-	-	-	20,500,000 1	-
CULVER CITY UNIFIED SCHOOL DISTRICT (CSBAFC) ¹¹	3,500,000 1	-	-	-	-
DIAMOND BAR (CA LGA) ¹¹	1,700,000 1	-	-	-	-
DUARTE UNIFIED SCHOOL DISTRICT (CSBAFC) ¹¹	2,000,000 1	-	-	-	-
EL MONTE CITY SCHOOL DISTRICT	-	-	-	-	-
EL MONTE CITY SCHOOL DISTRICT (LACS/CCD) ¹¹	4,000,000 1	-	-	-	-
FOOTHILL TRANSIT ZONE	-	-	-	-	-
GARDENA	-	-	-	-	-
GARDENA FINANCING AGENCY	-	-	-	6,500,000 1	-
GARVEY SCHOOL DISTRICT	-	-	-	-	-
GLENDALE	-	-	-	-	50,000,000 1
GLENDALE UNIFIED SCHOOL DISTRICT (LACS/CCD) ¹¹	6,000,000 1	-	-	-	-
HACIENDA-LA PUENTE UNIFIED SCHOOL DISTRICT (LACS/CCD) ¹¹	5,000,000 1	-	-	-	-
HAWTHORNE	5,500,000 1	-	-	-	-
HAWTHORNE COMMUNITY REDEVELOPMENT AGENCY CFD NO 1990-1	-	-	8,955,000 1	-	-
HAWTHORNE COMMUNITY REDEVELOPMENT AGENCY CFD NO 1991-1	-	-	15,000,000 1	-	-
HAWTHORNE ELEMENTARY SCHOOL DISTRICT (LACS/CCD) ¹¹	2,000,000 1	-	-	-	-
HUNTINGTON PARK	-	-	-	-	-
INDUSTRY	-	-	-	-	-
INGLEWOOD	-	-	-	-	71,210,000 1
IRWINDALE PUBLIC FINANCING AUTHORITY CFD NO 1	-	-	10,000,000 1	-	-
LA CANADA FLINTRIDGE	-	-	-	-	-
LA MIRADA REDEVELOPMENT AGENCY	-	-	-	-	-
LANCASTER CFD NO 91-1	-	-	5,830,000 1	-	-
LANCASTER CFD NO 91-2	-	-	9,000,000 1	-	-

**TABLE A-10
SUMMARY OF 1991 LOCAL DEBT FINANCINGS
BY TYPE OF DEBT INSTRUMENT
(AGGREGATE \$ AMOUNT ISSUED AND NUMBER OF ISSUES¹)**

ISSUER	SPECIAL	TAX	PUBLIC LEASE	CERTIFICATES OF	
	ASSESSMENT	ALLOCATION	REVENUE/ OTHER BONDS	PARTICIPATION/ LEASES	
	<u>BONDS</u>	<u>BONDS</u>			
COVINA-VALLEY UNIFIED SCHOOL DISTRICT	-	-	-	-	
CUDAHY REDEVELOPMENT AGENCY	-	-	-	-	
CULVER CITY	-	-	-	-	
CULVER CITY UNIFIED SCHOOL DISTRICT (CSBAFC) ¹¹	-	-	-	-	
DIAMOND BAR (CA LGA) ¹¹	-	-	-	-	
DUARTE UNIFIED SCHOOL DISTRICT (CSBAFC) ¹¹	-	-	-	-	
EL MONTE CITY SCHOOL DISTRICT	-	-	-	3,360,000	1
EL MONTE CITY SCHOOL DISTRICT (LACS/CCD) ¹¹	-	-	-	-	
FOOTHILL TRANSIT ZONE	-	-	-	30,910,000	2
GARDENA	-	-	-	4,300,000	1
GARDENA FINANCING AGENCY	-	-	-	-	
GARVEY SCHOOL DISTRICT	-	-	-	88,152	1
GLENDALE	-	-	-	-	
GLENDALE UNIFIED SCHOOL DISTRICT (LACS/CCD) ¹¹	-	-	-	-	
HACIENDA-LA PUENTE UNIFIED SCHOOL DISTRICT (LACS/CCD) ¹¹	-	-	-	-	
HAWTHORNE	-	-	-	-	
HAWTHORNE COMMUNITY REDEVELOPMENT AGENCY CFD NO 1990-1	-	-	-	-	
HAWTHORNE COMMUNITY REDEVELOPMENT AGENCY CFD NO 1991-1	-	-	-	-	
HAWTHORNE ELEMENTARY SCHOOL DISTRICT (LACS/CCD) ¹¹	-	-	-	-	
HUNTINGTON PARK	-	-	-	2,850,000	1
INDUSTRY	7,315,000	1	-	-	
INGLEWOOD	-	-	-	33,125,000	1
IRWINDALE PUBLIC FINANCING AUTHORITY CFD NO 1	-	-	-	-	
LA CANADA FLINTRIDGE	-	-	-	1,200,000	1
LA MIRADA REDEVELOPMENT AGENCY	-	5,565,000	1	-	
LANCASTER CFD NO 91-1	-	-	-	-	
LANCASTER CFD NO 91-2	-	-	-	-	

**TABLE A-10
SUMMARY OF 1991 LOCAL DEBT FINANCINGS
BY TYPE OF DEBT INSTRUMENT
(AGGREGATE \$ AMOUNT ISSUED AND NUMBER OF ISSUES¹)**

<u>ISSUER</u>	<u>NOTES COMMERCIAL PAPER/OTHER</u>		<u>GENERAL OBLIGATION BONDS</u>		<u>LIMITED TAX OBLIGATION BONDS</u>		<u>ENTERPRISE REVENUE BONDS</u>		<u>CONDUIT REVENUE BONDS</u>	
LANCASTER REDEVELOPMENT AGENCY	22,000,000	5	-		-		-		-	
LANCASTER SCHOOL DISTRICT (LACS/CCD) ¹¹	3,800,000	1	-		-		-		-	
LANCASTER-GRAND TERRACE-HUNTINGTON PARK HOUSING FINANCE AUTHORITY	-		-		-		-		11,285,000	1
LAS VIRGENES MUNICIPAL WATER DISTRICT	-		-		-		-		-	
LAS VIRGENES UNIFIED SCHOOL DISTRICT (LACS/CCD) ¹¹	4,000,000	1	-		-		-		-	
LAWDALE SCHOOL DISTRICT (LACS/CCD) ¹¹	2,000,000	1	-		-		-		-	
LENNOX SCHOOL DISTRICT (LACS/CCD) ¹¹	1,100,000	1	-		-		-		-	
LITTLE LAKE CITY SCHOOL DISTRICT (LACS/CCD) ¹¹	3,600,000	2	-		-		-		-	
LONG BEACH	32,000,000	1	-		-		-		65,000,000	1
LONG BEACH CFD. NO 2	-		-		5,340,000	1	-		-	
LOS ANGELES	140,000,000	2	38,850,000	1	-		512,410,000	3	68,550,000	5
LOS ANGELES COMMUNITY REDEVELOPMENT AGENCY	-		-		-		-		-	
LOS ANGELES COUNTY	1,300,000,000	1	-		-		17,300,000	2	10,601,000	2
LOS ANGELES COUNTY HOUSING AUTHORITY	-		-		-		-		44,410,000	2
LOS ANGELES COUNTY SANITATION DISTRICT	-		-		-		-		-	
LOS ANGELES COUNTY SUPERINTENDENT OF SCHOOLS	-		-		-		-		-	
LOS ANGELES COUNTY TRANSPORTATION COMMISSION	350,000,000	1	-		781,425,000	2	-		-	
LOS ANGELES COUNTY INDUSTRIAL DEVELOPMENT AUTHORITY	-		-		-		-		5,000,000	1
LOS ANGELES DEPARTMENT OF WATER AND POWER	-		-		-		575,000,000	5	-	
LOS ANGELES INDUSTRIAL DEVELOPMENT AUTHORITY	-		-		-		-		2,825,000	1
LOS ANGELES UNIFIED SCHOOL DISTRICT	240,000,000	3	-		-		-		-	
LOS NIETOS SCHOOL DISTRICT (LACS/CCD) ¹¹	1,100,000	1	-		-		-		-	
MANHATTAN BEACH CITY ELEMENTARY SCHOOL DISTRICT (CSBAFC) ¹¹	2,610,000	1	-		-		-		-	
MAYWOOD	600,000	1	-		-		-		-	
MONROVIA UNIFIED SCHOOL DISTRICT (LACS/CCD) ¹¹	2,000,000	1	-		-		-		-	
MONTEBELLO	7,800,000	1	-		-		-		-	
MONTEBELLO UNIFIED SCHOOL DISTRICT	12,400,000	1	-		-		-		-	
NEWHALL ELEMENTARY SCHOOL DISTRICT	-		450,000	1	-		-		-	

TABLE A-10
SUMMARY OF 1991 LOCAL DEBT FINANCINGS
BY TYPE OF DEBT INSTRUMENT
(AGGREGATE \$ AMOUNT ISSUED AND NUMBER OF ISSUES¹)

<u>ISSUER</u>	<u>SPECIAL ASSESSMENT BONDS</u>	<u>TAX ALLOCATION BONDS</u>	<u>PUBLIC LEASE REVENUE/ OTHER BONDS</u>	<u>CERTIFICATES OF PARTICIPATION/ LEASES</u>
LANCASTER REDEVELOPMENT AGENCY	-	20,760,000	2	-
LANCASTER SCHOOL DISTRICT (LACS/CCD) ¹¹	-	-	-	-
LANCASTER-GRAND TERRACE-HUNTINGTON PARK HOUSING FINANCE AUTHORITY	-	-	-	-
LAS VIRGENES MUNICIPAL WATER DISTRICT	-	-	-	60,000,000
LAS VIRGENES UNIFIED SCHOOL DISTRICT (LACS/CCD) ¹¹	-	-	-	-
LAWDALE SCHOOL DISTRICT (LACS/CCD) ¹¹	-	-	-	-
LENNOX SCHOOL DISTRICT (LACS/CCD) ¹¹	-	-	-	-
LITTLE LAKE CITY SCHOOL DISTRICT (LACS/CCD) ¹¹	-	-	-	-
LONG BEACH	28,192,511	3	-	14,200,000
LONG BEACH CFD NO 2	-	-	-	-
LOS ANGELES	-	-	-	114,460,000
LOS ANGELES COMMUNITY REDEVELOPMENT AGENCY	-	137,195,000	5	-
LOS ANGELES COUNTY	23,620,048	4	-	602,805,154
LOS ANGELES COUNTY HOUSING AUTHORITY	-	-	-	-
LOS ANGELES COUNTY SANITATION DISTRICT	-	-	-	5,966,233
LOS ANGELES COUNTY SUPERINTENDENT OF SCHOOLS	-	-	-	20,475,000
LOS ANGELES COUNTY TRANSPORTATION COMMISSION	-	-	-	-
LOS ANGELES COUNTY INDUSTRIAL DEVELOPMENT AUTHORITY	-	-	-	-
LOS ANGELES DEPARTMENT OF WATER AND POWER	-	-	-	-
LOS ANGELES INDUSTRIAL DEVELOPMENT AUTHORITY	-	-	-	-
LOS ANGELES UNIFIED SCHOOL DISTRICT	-	-	-	108,110,000
LOS NIETOS SCHOOL DISTRICT (LACS/CCD) ¹¹	-	-	-	-
MANHATTAN BEACH CITY ELEMENTARY SCHOOL DISTRICT (CSBAFC) ¹¹	-	-	-	-
MAYWOOD	-	-	-	-
MONROVIA UNIFIED SCHOOL DISTRICT (LACS/CCD) ¹¹	-	-	-	-
MONTEBELLO	-	-	-	-
MONTEBELLO UNIFIED SCHOOL DISTRICT	-	-	-	12,430,000
NEWHALL ELEMENTARY SCHOOL DISTRICT	-	-	-	-

**TABLE A-10
SUMMARY OF 1991 LOCAL DEBT FINANCINGS
BY TYPE OF DEBT INSTRUMENT
(AGGREGATE \$ AMOUNT ISSUED AND NUMBER OF ISSUES¹)**

<u>ISSUER</u>	<u>NOTES COMMERCIAL PAPER/OTHER</u>	<u>GENERAL OBLIGATION BONDS</u>	<u>LIMITED TAX OBLIGATION BONDS</u>	<u>ENTERPRISE REVENUE BONDS</u>	<u>CONDUIT REVENUE BONDS</u>
NEWHALL ELEMENTARY SCHOOL DISTRICT AND CASTAIC UNION SCHOOL DISTRICT	-	-	-	-	-
NEWHALL ELEMENTARY SCHOOL DISTRICT (CSBAFC) ¹¹	2,250,000 1	-	-	-	-
PALMDALE CFD NO 91-1	-	-	7,970,000 1	-	-
PALMDALE COMMUNITY REDEVELOPMENT AGENCY	-	-	-	-	55,885,000 1
PALMDALE ELEMENTARY SCHOOL DISTRICT	-	-	-	-	-
PALMDALE SCHOOL DISTRICT (LACS/CCD) ¹¹	4,000,000 1	-	-	-	-
PALMDALE WATER DISTRICT	-	-	-	-	-
PALOS VERDES LIBRARY DISTRICT	-	16,000,000 1	-	-	-
PALOS VERDES PENINSULA UNIFIED SCHOOL DISTRICT	5,000,000 1	-	-	-	-
PARAMOUNT REDEVELOPMENT AGENCY	-	-	-	-	-
PASADENA	10,000,000 1	-	-	10,250,000 1	-
PASADENA DEVELOPMENT COMMISSION	-	-	-	-	39,400,000 2
PASADENA UNIFIED SCHOOL DISTRICT (LACS/CCD) ¹¹	5,000,000 1	-	-	-	-
POMONA PUBLIC FINANCING AUTHORITY ¹¹	-	-	-	-	-
POMONA UNIFIED SCHOOL DISTRICT	-	5,000,000 1	-	-	-
REDONDO BEACH CITY SCHOOL DISTRICT (LACS/CCD) ¹¹	2,000,000 1	-	-	-	-
REGIONAL AIRPORTS IMPROVEMENT CORPORATION	-	-	-	-	7,925,000 2
RIO HONDO COMMUNITY COLLEGE DISTRICT (LACS/CCD) ¹¹	4,500,000 1	-	-	-	-
ROSEMEAD REDEVELOPMENT AGENCY	-	-	-	-	-
ROWLAND UNIFIED SCHOOL DISTRICT (LACS/CCD) ¹¹	5,000,000 1	-	-	-	-
SAN DIMAS	-	-	-	-	-
SAN DIMAS REDEVELOPMENT AGENCY	-	-	-	-	-
SAN FERNANDO PUBLIC FINANCING AUTHORITY ¹¹	-	-	-	-	-
SAN MARINO UNIFIED SCHOOL DISTRICT	500,000 1	-	-	-	-
SANTA CLARITA	-	-	-	-	-
SANTA CLARITA PUBLIC FINANCING AUTHORITY ¹¹	-	-	-	-	-
SANTA CLARITA REDEVELOPMENT AGENCY	-	-	-	-	-
SANTA CLARITA COMMUNITY COLLEGE DISTRICT (CSBAFC) ¹¹	2,015,000 1	-	-	-	-
SANTA MONICA	-	-	-	34,200,000 1	-

**TABLE A-10
SUMMARY OF 1991 LOCAL DEBT FINANCINGS
BY TYPE OF DEBT INSTRUMENT
(AGGREGATE \$ AMOUNT ISSUED AND NUMBER OF ISSUES¹)**

<u>ISSUER</u>	<u>SPECIAL ASSESSMENT BONDS</u>	<u>TAX ALLOCATION BONDS</u>	<u>PUBLIC LEASE REVENUE/ OTHER BONDS</u>	<u>CERTIFICATES OF PARTICIPATION/ LEASES</u>
NEWHALL ELEMENTARY SCHOOL DISTRICT AND CASTAIC UNION SCHOOL DISTRICT	-	-	-	4,000,000 1
NEWHALL ELEMENTARY SCHOOL DISTRICT (CSBAFC) ¹¹	-	-	-	-
PALMDALE CFD NO 91-1	-	-	-	-
PALMDALE COMMUNITY REDEVELOPMENT AGENCY	-	-	-	-
PALMDALE ELEMENTARY SCHOOL DISTRICT	-	-	-	14,560,000 2
PALMDALE SCHOOL DISTRICT (LACS/CCD) ¹¹	-	-	-	-
PALMDALE WATER DISTRICT	-	-	-	11,540,000 1
PALOS VERDES LIBRARY DISTRICT	-	-	-	-
PALOS VERDES PENINSULA UNIFIED SCHOOL DISTRICT	-	-	-	-
PARAMOUNT REDEVELOPMENT AGENCY	-	34,640,000 1	-	-
PASADENA	-	-	-	12,700,000 1
PASADENA DEVELOPMENT COMMISSION	-	-	-	-
PASADENA UNIFIED SCHOOL DISTRICT (LACS/CCD) ¹¹	-	-	-	-
POMONA PUBLIC FINANCING AUTHORITY ¹¹	-	-	51,500,000 1	-
POMONA UNIFIED SCHOOL DISTRICT	-	-	-	-
REDONDO BEACH CITY SCHOOL DISTRICT (LACS/CCD) ¹¹	-	-	-	-
REGIONAL AIRPORTS IMPROVEMENT CORPORATION	-	-	-	-
RIO HONDO COMMUNITY COLLEGE DISTRICT (LACS/CCD) ¹¹	-	-	-	-
ROSEMEAD REDEVELOPMENT AGENCY	-	11,725,240 1	-	-
ROWLAND UNIFIED SCHOOL DISTRICT (LACS/CCD) ¹¹	-	-	-	-
SAN DIMAS	-	-	-	2,230,000 1
SAN DIMAS REDEVELOPMENT AGENCY	-	8,020,000 1	-	-
SAN FERNANDO PUBLIC FINANCING AUTHORITY ¹¹	-	6,960,000 1	-	-
SAN MARINO UNIFIED SCHOOL DISTRICT	-	-	-	-
SANTA CLARITA	-	-	-	2,150,000 1
SANTA CLARITA PUBLIC FINANCING AUTHORITY ¹¹	-	-	22,940,000 1	-
SANTA CLARITA REDEVELOPMENT AGENCY	-	-	-	22,940,000 1
SANTA CLARITA COMMUNITY COLLEGE DISTRICT (CSBAFC) ¹¹	-	-	-	-
SANTA MONICA	-	-	-	-

**TABLE A-10
SUMMARY OF 1991 LOCAL DEBT FINANCINGS
BY TYPE OF DEBT INSTRUMENT
(AGGREGATE \$ AMOUNT ISSUED AND NUMBER OF ISSUES¹)**

<u>ISSUER</u>	<u>NOTES COMMERCIAL PAPER/OTHER</u>	<u>GENERAL OBLIGATION BONDS</u>	<u>LIMITED TAX OBLIGATION BONDS</u>	<u>ENTERPRISE REVENUE BONDS</u>	<u>CONDUIT REVENUE BONDS</u>
SANTA MONICA COMMUNITY COLLEGE DISTRICT	-	-	-	-	-
SANTA MONICA-MALIBU UNIFIED SCHOOL DISTRICT	-	10,000,000	1	-	-
SANTA MONICA-MALIBU UNIFIED SCHOOL DISTRICT (LACS/CCD) ¹¹	4,000,000	1	-	-	-
SAUGUS UNION ELEMENTARY SCHOOL DISTRICT (CSBAFC) ¹¹	4,980,000	1	-	-	-
SOLEDAD-AGUA DULCE UNION ELEMENTARY SCHOOL DISTRICT (CSBAFC) ¹¹	635,000	1	-	-	-
SOUTH BAY UNION HIGH SCHOOL DISTRICT (LACS/CCD) ¹¹	2,800,000	1	-	-	-
SOUTH PASADENA UNIFIED SCHOOL DISTRICT (LACS/CCD) ¹¹	1,700,000	1	-	-	-
SOUTHERN CALIFORNIA RAPID TRANSIT DISTRICT	89,000,000	3	-	-	-
SULPHUR SPRINGS UNION SCHOOL DISTRICT	-	15,999,725	1	-	-
TEMPLE CITY UNIFIED SCHOOL DISTRICT (LACS/CCD) ¹¹	2,200,000	1	-	-	-
TORRANCE	-	-	-	-	-
TORRANCE UNIFIED SCHOOL DISTRICT (LACS/CCD) ¹¹	5,000,000	1	-	-	-
WALNUT VALLEY UNIFIED SCHOOL DISTRICT	-	15,000,000	1	-	-
WEST BASIN MUNICIPAL WATER DISTRICT	-	-	-	-	-
WEST HOLLYWOOD	3,400,000	1	-	-	-
WHITTIER	2,400,000	1	-	-	-
WHITTIER CFD NO 1991-1	-	-	6,270,000	1	-
WHITTIER CITY SCHOOL DISTRICT (LACS/CCD) ¹¹	3,100,000	1	-	-	-
WHITTIER UNION HIGH SCHOOL DISTRICT (LACS/CCD) ¹¹	4,500,000	1	-	-	-
WILLIAM S HART UNION HIGH SCHOOL DISTRICT (CSBAFC) ¹¹	4,990,000	1	-	-	-
WILSONA SCHOOL DISTRICT (CSBAFC) ¹¹	1,500,000	1	-	-	-
WISEBURN SCHOOL DISTRICT (CSBAFC) ¹¹	910,000	1	-	-	-
<u>MADERA COUNTY</u>					
MADERA COUNTY	-	-	-	-	-
MADERA COUNTY BOARD OF EDUCATION	5,000,000	1	-	-	-
MADERA COUNTY (CSAC) ¹¹	3,500,000	1	-	-	-

**TABLE A-10
SUMMARY OF 1991 LOCAL DEBT FINANCINGS
BY TYPE OF DEBT INSTRUMENT
(AGGREGATE \$ AMOUNT ISSUED AND NUMBER OF ISSUES¹)**

<u>ISSUER</u>	<u>SPECIAL ASSESSMENT BONDS</u>	<u>TAX ALLOCATION BONDS</u>	<u>PUBLIC LEASE REVENUE/ OTHER BONDS</u>	<u>CERTIFICATES OF PARTICIPATION/ LEASES</u>	
SANTA MONICA COMMUNITY COLLEGE DISTRICT	-	-	-	13,255,000	1
SANTA MONICA-MALIBU UNIFIED SCHOOL DISTRICT	-	-	-	-	-
SANTA MONICA-MALIBU UNIFIED SCHOOL DISTRICT (LACS/CCD) ¹¹	-	-	-	-	-
SAUGUS UNION ELEMENTARY SCHOOL DISTRICT (CSBAFC) ¹¹	-	-	-	-	-
SOLEDAD-AGUA DULCE UNION ELEMENTARY SCHOOL DISTRICT (CSBAFC) ¹¹	-	-	-	-	-
SOUTH BAY UNION HIGH SCHOOL DISTRICT (LACS/CCD) ¹¹	-	-	-	-	-
SOUTH PASADENA UNIFIED SCHOOL DISTRICT (LACS/CCD) ¹¹	-	-	-	-	-
SOUTHERN CALIFORNIA RAPID TRANSIT DISTRICT	-	-	-	-	-
SULPHUR SPRINGS UNION SCHOOL DISTRICT	-	-	-	12,697,751	1
TEMPLE CITY UNIFIED SCHOOL DISTRICT (LACS/CCD) ¹¹	-	-	-	-	-
TORRANCE	-	-	-	9,470,000	2
TORRANCE UNIFIED SCHOOL DISTRICT (LACS/CCD) ¹¹	-	-	-	-	-
WALNUT VALLEY UNIFIED SCHOOL DISTRICT	-	-	-	-	-
WEST BASIN MUNICIPAL WATER DISTRICT	-	-	-	115,000,000	1
WEST HOLLYWOOD	-	-	-	-	-
WHITTIER	-	-	-	-	-
WHITTIER CFD NO 1991-1	-	-	-	-	-
WHITTIER CITY SCHOOL DISTRICT (LACS/CCD) ¹¹	-	-	-	-	-
WHITTIER UNION HIGH SCHOOL DISTRICT (LACS/CCD) ¹¹	-	-	-	-	-
WILLIAM S HART UNION HIGH SCHOOL DISTRICT (CSBAFC) ¹¹	-	-	-	-	-
WILSONA SCHOOL DISTRICT (CSBAFC) ¹¹	-	-	-	-	-
WISEBURN SCHOOL DISTRICT (CSBAFC) ¹¹	-	-	-	-	-
<u>MADERA COUNTY</u>					
MADERA COUNTY	9,540,000	2	-	-	-
MADERA COUNTY BOARD OF EDUCATION	-	-	-	-	-
MADERA COUNTY (CSAC) ¹¹	-	-	-	-	-

**TABLE A-10
SUMMARY OF 1991 LOCAL DEBT FINANCINGS
BY TYPE OF DEBT INSTRUMENT
(AGGREGATE \$ AMOUNT ISSUED AND NUMBER OF ISSUES¹)**

<u>ISSUER</u>	<u>NOTES COMMERCIAL PAPER/OTHER</u>		<u>GENERAL OBLIGATION BONDS</u>	<u>LIMITED TAX OBLIGATION BONDS</u>	<u>ENTERPRISE REVENUE BONDS</u>	<u>CONDUIT REVENUE BONDS</u>
<u>MARIN COUNTY</u>						
KENTFIELD ELEMENTARY SCHOOL DISTRICT (CSBAFC) ¹¹	925,000	1	-	-	-	-
LARKSPUR	-	-	-	-	-	-
MARIN COMMUNITY COLLEGE DISTRICT (CSBAFC) ¹¹	4,980,000	1	-	-	-	-
MARIN COUNTY	16,500,000	1	-	-	-	-
MARIN MUNICIPAL WATER DISTRICT	-	-	-	-	-	-
NOVATO	2,100,000	1	-	-	-	-
NOVATO CFD NO 1	-	-	-	27,960,000	1	-
NOVATO UNIFIED SCHOOL DISTRICT	-	-	-	-	-	-
NOVATO UNIFIED SCHOOL DISTRICT (CSBAFC) ¹¹	2,325,000	1	-	-	-	-
SAN RAFAEL	-	-	-	-	-	-
SAN RAFAEL CITY HIGH SCHOOL DISTRICT (CA LGA) ¹¹	2,000,000	1	-	-	-	-
SAN RAFAEL HIGH SCHOOL DISTRICT	-	-	-	-	-	-
SAN RAFAEL SANITATION DISTRICT	-	-	-	-	-	-
SAN RAFAEL CITY ELEMENTARY SCHOOL DISTRICT (CA LGA) ¹¹	1,600,000	1	-	-	-	-
STRAWBERRY RECREATION DISTRICT	-	-	650,000	1	-	-
TIBURON	-	-	-	-	-	-
<u>MENDOCINO COUNTY</u>						
GUALALA COMMUNITY SERVICES DISTRICT	-	-	-	-	-	-
MENDOCINO COUNTY	11,000,000	1	-	-	-	-
UKIAH UNIFIED SCHOOL DISTRICT	-	-	-	-	-	-
UKIAH UNIFIED SCHOOL DISTRICT (CSBAFC) ¹¹	4,000,000	1	-	-	-	-
WILLITS	4,710,000	1	-	-	-	-
<u>MERCED COUNTY</u>						
ATWATER PUBLIC FINANCING AUTHORITY ¹¹	-	-	-	-	-	-
DOS PALOS AREA WASTEWATER DISPOSAL JOINT POWERS AGENCY	-	-	-	-	2,577,800	1

**TABLE A-10
SUMMARY OF 1991 LOCAL DEBT FINANCINGS
BY TYPE OF DEBT INSTRUMENT
(AGGREGATE \$ AMOUNT ISSUED AND NUMBER OF ISSUES¹)**

<u>ISSUER</u>	<u>SPECIAL ASSESSMENT BONDS</u>	<u>TAX ALLOCATION BONDS</u>	<u>PUBLIC LEASE REVENUE/ OTHER BONDS</u>	<u>CERTIFICATES OF PARTICIPATION/ LEASES</u>
<u>MARIN COUNTY</u>				
KENTFIELD ELEMENTARY SCHOOL DISTRICT (CSBAFC) ¹¹	-	-	-	-
LARKSPUR	116,230	1	-	-
MARIN COMMUNITY COLLEGE DISTRICT (CSBAFC) ¹¹	-	-	-	-
MARIN COUNTY	-	-	-	30,062,835
MARIN MUNICIPAL WATER DISTRICT	-	-	-	13,500,000
NOVATO	-	-	-	-
NOVATO CFD NO 1	-	-	-	-
NOVATO UNIFIED SCHOOL DISTRICT	-	-	-	2,260,000
NOVATO UNIFIED SCHOOL DISTRICT (CSBAFC) ¹¹	-	-	-	-
SAN RAFAEL	3,365,000	1	-	-
SAN RAFAEL CITY HIGH SCHOOL DISTRICT (CA LGA) ¹¹	-	-	-	-
SAN RAFAEL HIGH SCHOOL DISTRICT	-	-	-	73,808
SAN RAFAEL SANITATION DISTRICT	-	-	-	5,010,000
SAN RAFAEL CITY ELEMENTARY SCHOOL DISTRICT (CA LGA) ¹¹	-	-	-	-
STRAWBERRY RECREATION DISTRICT	-	-	-	-
TIBURON	434,264	1	-	-
<u>MENDOCINO COUNTY</u>				
GUALALA COMMUNITY SERVICES DISTRICT	937,118	1	-	-
MENDOCINO COUNTY	-	-	-	-
UKIAH UNIFIED SCHOOL DISTRICT	-	-	-	743,000
UKIAH UNIFIED SCHOOL DISTRICT (CSBAFC) ¹¹	-	-	-	-
WILLITS	-	-	-	-
<u>MERCED COUNTY</u>				
ATWATER PUBLIC FINANCING AUTHORITY ¹¹	-	-	5,875,000	1
DOS PALOS AREA WASTEWATER DISPOSAL JOINT POWERS AGENCY	-	-	-	-

**TABLE A-10
SUMMARY OF 1991 LOCAL DEBT FINANCINGS
BY TYPE OF DEBT INSTRUMENT
(AGGREGATE \$ AMOUNT ISSUED AND NUMBER OF ISSUES¹)**

<u>ISSUER</u>	<u>NOTES COMMERCIAL PAPER/OTHER</u>	<u>GENERAL OBLIGATION BONDS</u>	<u>LIMITED TAX OBLIGATION BONDS</u>	<u>ENTERPRISE REVENUE BONDS</u>	<u>CONDUIT REVENUE BONDS</u>
MERCED COUNTY (CSAC) ¹¹	5,700,000 1	-	-	-	-
WINTON WATER AND SANITARY DISTRICT CFD NO 90-1	-	-	2,650,000 1	-	-
MONO COUNTY					
MONO COUNTY	3,950,000 1	-	-	-	-
MONO COUNTY BOARD OF EDUCATION	3,800,000 1	-	-	-	-
MONTEREY COUNTY					
ALISAL UNION SCHOOL DISTRICT	-	-	-	-	-
CARMEL HIGHLANDS FIRE PROTECTION DISTRICT (CCALG) ¹¹	200,000 1	-	-	-	-
CARMEL UNIFIED SCHOOL DISTRICT (CSBAFC) ¹¹	2,955,000 1	-	-	-	-
MID CARMEL VALLEY FIRE PROTECTION DISTRICT (CCALG) ¹¹	250,000 1	-	-	-	-
MONTEREY COUNTY BOARD OF EDUCATION (CSBAFC) ¹¹	4,000,000 1	-	-	-	-
MONTEREY PENINSULA COMMUNITY COLLEGE DISTRICT (CSBAFC) ¹¹	4,185,000 1	-	-	-	-
MONTEREY PENINSULA UNIFIED SCHOOL DISTRICT (CSBAFC) ¹¹	4,990,000 1	-	-	-	-
NORTH MONTEREY COUNTY UNIFIED SCHOOL DISTRICT	3,025,000 1	-	-	-	-
PACIFIC GROVE UNIFIED SCHOOL DISTRICT (CSBAFC) ¹¹	2,200,000 1	-	-	-	-
SALINAS	-	-	-	-	-
SALINAS CITY ELEMENTARY SCHOOL DISTRICT (CSBAFC) ¹¹	3,500,000 1	-	-	-	-
SALINAS REDEVELOPMENT AGENCY	-	-	-	-	-
SALINAS UNION HIGH SCHOOL DISTRICT (CSBAFC) ¹¹	4,990,000 1	-	-	-	-
SANTA RITA UNION ELEMENTARY SCHOOL DISTRICT (CSBAFC) ¹¹	1,385,000 1	-	-	-	-
SEASIDE	1,600,000 1	-	-	-	-
WASHINGTON UNION SCHOOL DISTRICT	-	2,500,000 1	-	-	-

**TABLE A-10
SUMMARY OF 1991 LOCAL DEBT FINANCINGS
BY TYPE OF DEBT INSTRUMENT
(AGGREGATE \$ AMOUNT ISSUED AND NUMBER OF ISSUES¹)**

<u>ISSUER</u>	<u>SPECIAL ASSESSMENT BONDS</u>	<u>TAX ALLOCATION BONDS</u>	<u>PUBLIC LEASE REVENUE/ OTHER BONDS</u>	<u>CERTIFICATES OF PARTICIPATION/ LEASES</u>
<u>MERCED COUNTY (CSAC)</u> ¹¹	-	-	-	-
WINTON WATER AND SANITARY DISTRICT CFD NO 90-1	-	-	-	-
<u>MONO COUNTY</u>				
MONO COUNTY	-	-	-	-
MONO COUNTY BOARD OF EDUCATION	-	-	-	-
<u>MONTEREY COUNTY</u>				
ALISAL UNION SCHOOL DISTRICT	-	-	-	4,165,000 1
CARMEL HIGHLANDS FIRE PROTECTION DISTRICT (CCALG) ¹¹	-	-	-	-
CARMEL UNIFIED SCHOOL DISTRICT (CSBAFC) ¹¹	-	-	-	-
MID CARMEL VALLEY FIRE PROTECTION DISTRICT (CCALG) ¹¹	-	-	-	-
MONTEREY COUNTY BOARD OF EDUCATION (CSBAFC) ¹¹	-	-	-	-
MONTEREY PENINSULA COMMUNITY COLLEGE DISTRICT (CSBAFC) ¹¹	-	-	-	-
MONTEREY PENINSULA UNIFIED SCHOOL DISTRICT (CSBAFC) ¹¹	-	-	-	-
NORTH MONTEREY COUNTY UNIFIED SCHOOL DISTRICT	-	-	-	-
PACIFIC GROVE UNIFIED SCHOOL DISTRICT (CSBAFC) ¹¹	-	-	-	-
SALINAS	18,880,000 2	-	-	-
SALINAS CITY ELEMENTARY SCHOOL DISTRICT (CSBAFC) ¹¹	-	-	-	-
SALINAS REDEVELOPMENT AGENCY	-	-	435,176 1	-
SALINAS UNION HIGH SCHOOL DISTRICT (CSBAFC) ¹¹	-	-	-	-
SANTA RITA UNION ELEMENTARY SCHOOL DISTRICT (CSBAFC) ¹¹	-	-	-	-
SEASIDE	-	-	-	-
WASHINGTON UNION SCHOOL DISTRICT	-	-	-	-

**TABLE A-10
SUMMARY OF 1991 LOCAL DEBT FINANCINGS
BY TYPE OF DEBT INSTRUMENT
(AGGREGATE \$ AMOUNT ISSUED AND NUMBER OF ISSUES¹)**

<u>ISSUER</u>	<u>NOTES COMMERCIAL PAPER/OTHER</u>	<u>GENERAL OBLIGATION BONDS</u>	<u>LIMITED TAX OBLIGATION BONDS</u>	<u>ENTERPRISE REVENUE BONDS</u>	<u>CONDUIT REVENUE BONDS</u>
<u>NAPA COUNTY</u>					
NAPA	-	-	-	-	-
NAPA COUNTY	-	-	-	-	-
NAPA COUNTY SUPERINTENDENT OF SCHOOLS	-	-	-	-	-
NAPA COUNTY BOARD OF EDUCATION (CSBAFC) ¹¹	2,435,000	1	-	-	-
NAPA VALLEY UNIFIED SCHOOL DISTRICT (CSBAFC) ¹¹	4,990,000	1	-	-	-
ST HELENA UNIFIED SCHOOL (CSBAFC) ¹¹	2,045,000	1	-	-	-
<u>NEVADA COUNTY</u>					
GRASS VALLEY	-	-	-	-	18,675,000
NEVADA CITY	-	-	-	-	-
NEVADA COUNTY	-	-	-	-	-
<u>ORANGE COUNTY</u>					
ANAHEIM	27,100,000	2	-	3,434,000	1
ANAHEIM CITY SCHOOL DISTRICT (ORANGE CO SD) ¹¹	5,000,000	1	-	-	-
BREA PUBLIC FINANCING AUTHORITY ¹¹	-	-	-	19,750,000	1
BREA-OLINDA UNIFIED SCHOOL DISTRICT	2,790,000	1	-	-	-
CAPISTRANO UNIFIED SCHOOL DISTRICT	10,600,000	1	-	-	-
CENTRALIA ELEMENTARY SCHOOL DISTRICT (CSBAFC) ¹¹	3,890,000	1	-	-	-
COAST COMMUNITY COLLEGE DISTRICT	3,000,000	1	-	-	-
COSTA MESA CFD NO 91-1	-	-	2,965,000	1	-
COSTA MESA PUBLIC FINANCING AUTHORITY ¹¹	-	-	-	-	-
CYPRESS	-	-	-	-	8,405,000
CYPRESS SCHOOL DISTRICT	-	-	-	-	-
FOUNTAIN VALLEY SCHOOL DISTRICT	3,200,000	1	-	-	-
FULLERTON	4,915,000	1	-	-	-
FULLERTON SCHOOL DISTRICT (ORANGE CO SD) ¹¹	3,800,000	1	-	-	-
HUNTINGTON BEACH	5,000,000	1	-	-	9,500,000
HUNTINGTON BEACH UNION HIGH SCHOOL DISTRICT	9,000,000	1	-	-	-

**TABLE A-10
SUMMARY OF 1991 LOCAL DEBT FINANCINGS
BY TYPE OF DEBT INSTRUMENT
(AGGREGATE \$ AMOUNT ISSUED AND NUMBER OF ISSUES¹)**

<u>ISSUER</u>	<u>SPECIAL ASSESSMENT BONDS</u>	<u>TAX ALLOCATION BONDS</u>	<u>PUBLIC LEASE REVENUE/ OTHER BONDS</u>	<u>CERTIFICATES OF PARTICIPATION/ LEASES</u>	
<u>NAPA COUNTY</u>					
NAPA	-	-	-	4,570,000	1
NAPA COUNTY	-	-	-	1,645,000	1
NAPA COUNTY SUPERINTENDENT OF SCHOOLS	-	-	-	165,668	2
NAPA COUNTY BOARD OF EDUCATION (CSBAFC) ¹¹	-	-	-	-	-
NAPA VALLEY UNIFIED SCHOOL DISTRICT (CSBAFC) ¹¹	-	-	-	-	-
ST HELENA UNIFIED SCHOOL (CSBAFC) ¹¹	-	-	-	-	-
<u>NEVADA COUNTY</u>					
GRASS VALLEY	-	-	-	-	-
NEVADA CITY	-	-	-	2,380,000	1
NEVADA COUNTY	-	-	-	27,870,000	2
<u>ORANGE COUNTY</u>					
ANAHEIM	-	-	-	103,570,000	1
ANAHEIM CITY SCHOOL DISTRICT (ORANGE CO SD) ¹¹	-	-	-	-	-
BREA PUBLIC FINANCING AUTHORITY	-	176,291,147	3	16,730,000	1
BREA-OLINDA UNIFIED SCHOOL DISTRICT	-	-	-	-	-
CAPISTRANO UNIFIED SCHOOL DISTRICT	-	-	-	-	-
CENTRALIA ELEMENTARY SCHOOL DISTRICT (CSBAFC) ¹¹	-	-	-	-	-
COAST COMMUNITY COLLEGE DISTRICT	-	-	-	-	-
COSTA MESA CFD NO 91-1	-	-	-	-	-
COSTA MESA PUBLIC FINANCING AUTHORITY	-	-	3,225,000	1	-
CYPRESS	-	-	-	6,000,000	1
CYPRESS SCHOOL DISTRICT	-	-	-	4,770,000	1
FOUNTAIN VALLEY SCHOOL DISTRICT	-	-	-	-	-
FULLERTON	-	-	-	-	-
FULLERTON SCHOOL DISTRICT (ORANGE CO SD) ¹¹	-	-	-	-	-
HUNTINGTON BEACH	-	-	-	5,740,000	1
HUNTINGTON BEACH UNION HIGH SCHOOL DISTRICT	-	-	-	-	-

**TABLE A-10
SUMMARY OF 1991 LOCAL DEBT FINANCINGS
BY TYPE OF DEBT INSTRUMENT
(AGGREGATE \$ AMOUNT ISSUED AND NUMBER OF ISSUES¹)**

<u>ISSUER</u>	<u>NOTES COMMERCIAL PAPER/OTHER</u>		<u>GENERAL OBLIGATION BONDS</u>		<u>LIMITED TAX OBLIGATION BONDS</u>		<u>ENTERPRISE REVENUE BONDS</u>		<u>CONDUIT REVENUE BONDS</u>	
HUNTINGTON BEACH CITY SCHOOL DISTRICT (ORANGE CO SD) ¹¹	3,100,000	1	-		-		-		-	
IRVINE	-		-		-		-		60,000,000	1
IRVINE RANCH WATER DISTRICT	4,700,000	1	-		-		-		-	
IRVINE UNIFIED SCHOOL DISTRICT	14,500,000	1	-		-		-		-	
LA HABRA	4,300,000	1	-		-		-		-	
LA HABRA CITY SCHOOL DISTRICT	1,200,000	1	-		-		-		-	
LA PALMA COMMUNITY DEVELOPMENT COMMISSION	-		-		-		-		-	
LAGUNA BEACH	-		20,000,000	1	-		-		-	
LAGUNA BEACH UNIFIED SCHOOL DISTRICT	2,750,000	1	-		-		-		-	
LOS ALAMITOS UNIFIED SCHOOL DISTRICT CFD NO 90-1	-		-		9,190,000	1	-		-	
NEWPORT BEACH	-		-		-		-		-	
NEWPORT-MESA UNIFIED SCHOOL DISTRICT	17,000,000	1	-		-		-		-	
NEWPORT-MESA UNIFIED SCHOOL DISTRICT CFD NO 90-1	4,750,000	1	-		-		-		-	
OCEAN VIEW SCHOOL DISTRICT	3,600,000	1	-		-		-		-	
ORANGE	-		-		-		-		-	
ORANGE COUNTY	76,000,000	1	-		-		-		91,600,000	2
ORANGE COUNTY BOARD OF EDUCATION	15,000,000	1	-		-		-		-	
ORANGE COUNTY CFD NO 87-2	-		-		9,200,000	1	-		-	
ORANGE COUNTY LOCAL TRANSPORTATION AUTHORITY	104,323,608	2	-		-		-		-	
ORANGE COUNTY SANITATION DISTRICT 1,2,3,5,6,7,11	-		-		-		-		-	
ORANGE UNIFIED SCHOOL DISTRICT	5,000,000	1	-		-		-		-	
PLACENTIA	3,600,000	1	-		-		-		-	
PLACENTIA UNIFIED SCHOOL DISTRICT (CSBAFC) ¹¹	4,990,000	1	-		-		-		-	
SADDLEBACK COMMUNITY COLLEGE DISTRICT	6,500,000	1	-		-		-		-	
SADDLEBACK VALLEY UNIFIED SCHOOL DISTRICT	11,000,000	1	-		-		-		-	
SADDLEBACK VALLEY UNIFIED SCHOOL DISTRICT CFD NO 89-1	-		-		6,515,000	1	-		-	
SADDLEBACK VALLEY UNIFIED SCHOOL DISTRICT CFD NO 89-2	-		-		11,350,000	1	-		-	

**TABLE A-10
SUMMARY OF 1991 LOCAL DEBT FINANCINGS
BY TYPE OF DEBT INSTRUMENT
(AGGREGATE \$ AMOUNT ISSUED AND NUMBER OF ISSUES¹)**

<u>ISSUER</u>	<u>SPECIAL ASSESSMENT BONDS</u>	<u>TAX ALLOCATION BONDS</u>	<u>PUBLIC LEASE REVENUE/ OTHER BONDS</u>	<u>CERTIFICATES OF PARTICIPATION/ LEASES</u>	
HUNTINGTON BEACH CITY SCHOOL DISTRICT (ORANGE CO SD) ¹¹	-	-	-	-	
IRVINE	19,235,000	1	-	-	
IRVINE RANCH WATER DISTRICT	-	-	19,100,000	1	
IRVINE UNIFIED SCHOOL DISTRICT	-	-	-	-	
LA HABRA	-	-	-	-	
LA HABRA CITY SCHOOL DISTRICT	-	-	-	-	
LA PALMA COMMUNITY DEVELOPMENT COMMISSION	-	6,500,000	1	-	
LAGUNA BEACH	-	-	-	-	
LAGUNA BEACH UNIFIED SCHOOL DISTRICT	-	-	-	-	
LOS ALAMITOS UNIFIED SCHOOL DISTRICT CFD NO 90-1	-	-	-	-	
NEWPORT BEACH	1,282,776	5	-	-	
NEWPORT-MESA UNIFIED SCHOOL DISTRICT	-	-	-	-	
NEWPORT-MESA UNIFIED SCHOOL DISTRICT CFD NO 90-1	-	-	-	-	
OCEAN VIEW SCHOOL DISTRICT	-	-	-	-	
ORANGE	108,620	1	-	-	
ORANGE COUNTY	-	-	-	150,993,790	3
ORANGE COUNTY BOARD OF EDUCATION	-	-	-	-	
ORANGE COUNTY CFD NO 87-2	-	-	-	-	
ORANGE COUNTY LOCAL TRANSPORTATION AUTHORITY	-	-	-	-	
ORANGE COUNTY SANITATION DISTRICT 1,2,3,5,6,7,11	-	-	-	117,555,000	1
ORANGE UNIFIED SCHOOL DISTRICT	-	-	-	11,000,000	1
PLACENTIA	-	-	-	-	
PLACENTIA UNIFIED SCHOOL DISTRICT (CSBAFC) ¹¹	-	-	-	-	
SADDLEBACK COMMUNITY COLLEGE DISTRICT	-	-	-	4,930,000	1
SADDLEBACK VALLEY UNIFIED SCHOOL DISTRICT	-	-	-	119,700	1
SADDLEBACK VALLEY UNIFIED SCHOOL DISTRICT CFD NO 89-1	-	-	-	-	
SADDLEBACK VALLEY UNIFIED SCHOOL DISTRICT CFD NO 89-2	-	-	-	-	

**TABLE A-10
SUMMARY OF 1991 LOCAL DEBT FINANCINGS
BY TYPE OF DEBT INSTRUMENT
(AGGREGATE \$ AMOUNT ISSUED AND NUMBER OF ISSUES¹)**

<u>ISSUER</u>	<u>NOTES COMMERCIAL PAPER/OTHER</u>	<u>GENERAL OBLIGATION BONDS</u>	<u>LIMITED TAX OBLIGATION BONDS</u>	<u>ENTERPRISE REVENUE BONDS</u>	<u>CONDUIT REVENUE BONDS</u>
SADDLEBACK VALLEY UNIFIED SCHOOL DISTRICT					
CFD NO 89-3	-	-	8,970,000	1	-
SAN JUAN CAPISTRANO	-	9,050,000	1	-	-
SAN JUAN CAPISTRANO COMMUNITY REDEVELOPMENT AGENCY	9,500,000	1	-	-	-
SANTA ANA UNIFIED SCHOOL DISTRICT	4,880,000	1	-	-	-
SANTA MARGARITA WATER DISTRICT	20,000,000	2	-	-	-
SEAL BEACH	1,950,000	1	-	-	-
SEAL BEACH REDEVELOPMENT AGENCY	-	-	-	-	-
SOUTH COAST WATER DISTRICT	-	5,000,000	1	-	-
TUSTIN COMMUNITY REDEVELOPMENT AGENCY	-	-	-	-	-
TUSTIN UNIFIED SCHOOL DISTRICT	4,900,000	1	-	-	-
WESTMINSTER REDEVELOPMENT AGENCY	-	-	-	-	-
WESTMINSTER SCHOOL DISTRICT	2,600,000	1	-	-	-
YORBA LINDA	-	-	-	-	-
PLACER COUNTY					
AUBURN UNION SCHOOL DISTRICT	-	-	-	-	-
EUREKA UNION SCHOOL DISTRICT	-	-	-	-	-
LINCOLN REDEVELOPMENT AGENCY	-	-	-	-	-
PLACER COUNTY OFFICE OF EDUCATION	2,400,000	1	-	-	-
PLACER UNION HIGH SCHOOL DISTRICT	2,700,000	1	-	-	-
ROCKLIN UNIFIED SCHOOL DISTRICT	-	24,155,756	1	-	-
ROCKLIN UNIFIED SCHOOL DISTRICT CFD NO 2	2,810,000	1	-	-	-
ROSEVILLE CITY SCHOOL DISTRICT	1,500,000	1	-	-	-
ROSEVILLE NORTH CENTRAL CFD NO 1	-	-	90,125,000	1	-
ROSEVILLE NORTHEAST CFD NO 2	-	-	14,050,000	1	-
WESTERN PLACER UNIFIED SCHOOL DISTRICT	5,000,000	1	-	-	-

**TABLE A-10
SUMMARY OF 1991 LOCAL DEBT FINANCINGS
BY TYPE OF DEBT INSTRUMENT
(AGGREGATE \$ AMOUNT ISSUED AND NUMBER OF ISSUES¹)**

<u>ISSUER</u>	<u>SPECIAL ASSESSMENT BONDS</u>	<u>TAX ALLOCATION BONDS</u>	<u>PUBLIC LEASE REVENUE/ OTHER BONDS</u>	<u>CERTIFICATES OF PARTICIPATION/ LEASES</u>
SADDLEBACK VALLEY UNIFIED SCHOOL DISTRICT	-	-	-	-
CFD NO 89-3	-	-	-	-
SAN JUAN CAPISTRANO	-	-	-	-
SAN JUAN CAPISTRANO COMMUNITY REDEVELOPMENT AGENCY	-	6,250,000	1	-
SANTA ANA UNIFIED SCHOOL DISTRICT	-	-	-	-
SANTA MARGARITA WATER DISTRICT	-	-	-	-
SEAL BEACH	-	-	-	-
SEAL BEACH REDEVELOPMENT AGENCY	-	4,990,000	1	-
SOUTH COAST WATER DISTRICT	-	-	-	-
TUSTIN COMMUNITY REDEVELOPMENT AGENCY	-	13,100,000	1	-
TUSTIN UNIFIED SCHOOL DISTRICT	-	-	-	-
WESTMINSTER REDEVELOPMENT AGENCY	-	28,925,000	2	-
WESTMINSTER SCHOOL DISTRICT	-	-	-	-
YORBA LINDA	-	-	-	4,010,000 1
<u>PLACER COUNTY</u>				
AUBURN UNION SCHOOL DISTRICT	-	-	-	6,295,000 1
EUREKA UNION SCHOOL DISTRICT	-	-	-	3,270,000 1
LINCOLN REDEVELOPMENT AGENCY	-	4,950,000	1	-
PLACER COUNTY OFFICE OF EDUCATION	-	-	-	-
PLACER UNION HIGH SCHOOL DISTRICT	-	-	-	-
ROCKLIN UNIFIED SCHOOL DISTRICT	-	-	-	-
ROCKLIN UNIFIED SCHOOL DISTRICT CFD NO 2	-	-	-	-
ROSEVILLE CITY SCHOOL DISTRICT	-	-	-	-
ROSEVILLE NORTH CENTRAL CFD NO 1	-	-	-	-
ROSEVILLE NORTHEAST CFD NO 2	-	-	-	-
WESTERN PLACER UNIFIED SCHOOL DISTRICT	-	-	-	-

**TABLE A-10
SUMMARY OF 1991 LOCAL DEBT FINANCINGS
BY TYPE OF DEBT INSTRUMENT
(AGGREGATE \$ AMOUNT ISSUED AND NUMBER OF ISSUES¹)**

<u>ISSUER</u>	<u>NOTES COMMERCIAL PAPER/OTHER</u>	<u>GENERAL OBLIGATION BONDS</u>	<u>LIMITED TAX OBLIGATION BONDS</u>	<u>ENTERPRISE REVENUE BONDS</u>	<u>CONDUIT REVENUE BONDS</u>
<u>PLUMAS COUNTY</u>					
CALIFORNIA SCHOOL BOARDS ASSOCIATION FINANCE CORPORATION (PLUMAS USD) ¹¹	-	-	-	-	-
CSAC FINANCE CORPORATION (PLUMAS CO) ¹¹	-	-	-	-	-
PLUMAS COUNTY	2,200,000	1	-	-	-
QUINCY COMMUNITY SERVICES DISTRICT	-	-	-	-	-
<u>RIVERSIDE COUNTY</u>					
BANNING	2,026,500	1	-	-	-
BEAUMONT UNIFIED SCHOOL DISTRICT	-	-	-	-	-
BLYTHE REDEVELOPMENT AGENCY	2,000,000	2	-	-	-
CATHEDRAL CITY	-	-	-	-	-
CENTRAL BASIN MUNICIPAL WATER DISTRICT	-	-	-	-	-
COACHELLA REDEVELOPMENT AGENCY	-	-	-	-	-
COACHELLA VALLEY RECREATION AND PARK DISTRICT	-	-	-	-	-
COACHELLA VALLEY UNIFIED SCHOOL DISTRICT	-	-	-	-	-
CORONA	-	-	-	-	-
CORONA-NORCO UNIFIED SCHOOL DISTRICT	-	-	-	-	-
DESERT SANDS UNIFIED SCHOOL DISTRICT	3,900,000	1	-	-	-
EASTERN MUNICIPAL WATER DISTRICT	-	-	5,590,000	3	-
ELSINORE VALLEY MUNICIPAL WATER DISTRICT	-	-	3,647,000	1	-
HEMET	-	-	-	-	-
HEMET UNIFIED SCHOOL DISTRICT	2,500,000	1	-	-	-
LA QUINTA	-	-	-	-	-
LA QUINTA FINANCING AUTHORITY	-	-	-	-	-
LA QUINTA REDEVELOPMENT AGENCY	-	-	-	-	-
LAKE ELSINORE CFD NO 88-3	-	-	14,500,000	1	-
LAKE ELSINORE CFD NO 91-2	-	-	12,100,000	1	-
LAKE ELSINORE PUBLIC FINANCE AUTHORITY ¹¹	-	-	-	-	-
LAKE ELSINORE REDEVELOPMENT AGENCY	4,000,000	1	-	-	-

**TABLE A-10
SUMMARY OF 1991 LOCAL DEBT FINANCINGS
BY TYPE OF DEBT INSTRUMENT
(AGGREGATE \$ AMOUNT ISSUED AND NUMBER OF ISSUES¹)**

<u>ISSUER</u>	<u>SPECIAL ASSESSMENT BONDS</u>	<u>TAX ALLOCATION BONDS</u>	<u>PUBLIC LEASE REVENUE/ OTHER BONDS</u>	<u>CERTIFICATES OF PARTICIPATION/ LEASES</u>	
PLUMAS COUNTY					
CALIFORNIA SCHOOL BOARDS ASSOCIATION FINANCE CORPORATION (PLUMAS UNIFIED SCHOOL DISTRICT) ¹¹	-	-	-	2,210,000	1
CSAC FINANCE CORPORATION (PLUMAS COUNTY) ¹¹	-	-	-	1,540,000	1
PLUMAS COUNTY	-	-	-	-	-
QUINCY COMMUNITY SERVICES DISTRICT	-	-	-	358,000	1
RIVERSIDE COUNTY					
BANNING	-	-	-	-	-
BEALMONT UNIFIED SCHOOL DISTRICT	-	-	-	2,730,000	1
BLYTHE REDEVELOPMENT AGENCY	-	-	-	-	-
CATHEDRAL CITY	10,725,064	1	-	-	-
CENTRAL BASIN MUNICIPAL WATER DISTRICT	-	-	-	19,800,000	1
COACHELLA REDEVELOPMENT AGENCY	-	2,400,000	1	-	-
COACHELLA VALLEY RECREATION AND PARK DISTRICT	6,185,000	1	-	-	-
COACHELLA VALLEY UNIFIED SCHOOL DISTRICT	-	-	-	7,420,000	1
CORONA	3,630,086	1	-	8,420,000	1
CORONA-NORCO UNIFIED SCHOOL DISTRICT	-	-	-	1,113,853	1
DESERT SANDS UNIFIED SCHOOL DISTRICT	-	-	-	60,110,000	1
EASTERN MUNICIPAL WATER DISTRICT	-	-	-	228,685,000	2
ELSINORE VALLEY MUNICIPAL WATER DISTRICT	-	-	-	-	-
HEMET	-	-	-	5,895,000	1
HEMET UNIFIED SCHOOL DISTRICT	-	-	-	12,880,000	3
LA QUINTA	2,240,866	1	-	-	-
LA QUINTA FINANCING AUTHORITY	-	-	8,515,000	1	-
LA QUINTA REDEVELOPMENT AGENCY	-	8,700,000	1	-	-
LAKE ELSINORE CFD NO 88-3	-	-	-	-	-
LAKE ELSINORE CFD NO 91-2	-	-	-	-	-
LAKE ELSINORE PUBLIC FINANCE AUTHORITY ¹¹	-	-	15,700,000	1	-
LAKE ELSINORE REDEVELOPMENT AGENCY	-	-	-	-	-

**TABLE A-10
SUMMARY OF 1991 LOCAL DEBT FINANCINGS
BY TYPE OF DEBT INSTRUMENT
(AGGREGATE \$ AMOUNT ISSUED AND NUMBER OF ISSUES¹)**

<u>ISSUER</u>	<u>NOTES COMMERCIAL PAPER/OTHER</u>	<u>GENERAL OBLIGATION BONDS</u>	<u>LIMITED TAX OBLIGATION BONDS</u>	<u>ENTERPRISE REVENUE BONDS</u>	<u>CONDUIT REVENUE BONDS</u>
LAKE ELSINORE UNIFIED SCHOOL DISTRICT CFD NO 88-1	-	-	7,330,000	1	-
LAKE ELSINORE REDEVELOPMENT AGENCY CFD NO 90-2	-	-	14,088,000	1	-
MENIFEE UNION SCHOOL DISTRICT	1,500,000	1	-	-	-
MORENO VALLEY CFD NO 87-1	-	-	12,000,000	1	-
MORENO VALLEY UNIFIED SCHOOL DISTRICT	-	-	-	-	-
MURRIETA COUNTY WATER DISTRICT CFD NO 88-1	-	-	7,840,000	1	-
MURRIETA VALLEY UNIFIED SCHOOL DISTRICT	-	19,250,000	1	-	-
NORCO REDEVELOPMENT AGENCY	-	-	-	-	-
PALM SPRINGS	-	-	-	-	-
PALM SPRINGS FINANCING AUTHORITY	12,805,000	1	-	-	-
PALM SPRINGS UNIFIED SCHOOL DISTRICT (CSBAFC) ¹¹	4,990,000	1	-	-	-
PALO VERDE UNIFIED SCHOOL DISTRICT	2,000,000	1	-	-	-
PERRIS CFD NO 90-1	-	-	3,260,000	1	-
PERRIS CFD NO 90-2	-	-	31,320,000	1	-
PERRIS CFD NO 91-1	-	-	8,010,000	1	-
PERRIS REDEVELOPMENT AGENCY	-	-	-	-	-
PERRIS SCHOOL DISTRICT	-	-	-	-	-
PERRIS UNION HIGH SCHOOL DISTRICT	-	-	-	-	-
RANCHO CALIFORNIA WATER DISTRICT	-	-	-	-	-
RANCHO CALIFORNIA WATER DISTRICT FINANCING AUTHORITY	-	-	-	92,524,290	1
RANCHO MIRAGE JOINT POWERS FINANCING AUTHORITY ¹¹	-	-	-	-	-
RIVERSIDE	-	-	-	120,988,489	2
RIVERSIDE CFD NO 90-1	-	-	20,400,000	1	-
RIVERSIDE CFD NO 90-2	-	-	8,945,980	1	-
RIVERSIDE COUNTY	110,000,000	1	-	-	15,000,000
RIVERSIDE COUNTY BOARD OF EDUCATION	5,000,000	1	-	-	-
RIVERSIDE COUNTY CFD NO 89-1	-	-	14,000,000	1	-
RIVERSIDE COUNTY CFD NO 89-5	-	-	18,825,000	1	-
RIVERSIDE COUNTY INDUSTRIAL DEVELOPMENT AUTHORITY	-	-	-	-	5,300,000
RIVERSIDE COUNTY REDEVELOPMENT AGENCY	-	-	-	-	-

**TABLE A-10
SUMMARY OF 1991 LOCAL DEBT FINANCINGS
BY TYPE OF DEBT INSTRUMENT
(AGGREGATE \$ AMOUNT ISSUED AND NUMBER OF ISSUES¹)**

ISSUER	SPECIAL		TAX		PUBLIC LEASE		CERTIFICATES OF	
	ASSESSMENT		ALLOCATION		REVENUE/ OTHER BONDS		PARTICIPATION/ LEASES	
	BONDS		BONDS		OTHER BONDS		LEASES	
LAKE ELSINORE UNIFIED SCHOOL DISTRICT CFD NO 88-1	-		-		-		-	
LAKE ELSINORE REDEVELOPMENT AGENCY CFD NO 90-2	-		-		-		-	
MENIFEE UNION SCHOOL DISTRICT	-		-		-		-	
MORENO VALLEY CFD NO 87-1	-		-		-		-	
MORENO VALLEY UNIFIED SCHOOL DISTRICT	-		-		-		25,998,698	2
MURRIETA COUNTY WATER DISTRICT CFD NO 88-1	-		-		-		-	
MURRIETA VALLEY UNIFIED SCHOOL DISTRICT	-		-		-		-	
NORCO REDEVELOPMENT AGENCY	-		-		-		1,915,000	1
PALM SPRINGS	147,323	1	-		-		8,347,489	3
PALM SPRINGS FINANCING AUTHORITY	-		14,030,000	1	50,668,512	1	-	
PALM SPRINGS UNIFIED SCHOOL DISTRICT (CSBAFC) ¹¹	-		-		-		-	
PALO VERDE UNIFIED SCHOOL DISTRICT	-		-		-		-	
PERRIS CFD NO 90-1	-		-		-		-	
PERRIS CFD NO 90-2	-		-		-		-	
PERRIS CFD NO 91-1	-		-		-		-	
PERRIS REDEVELOPMENT AGENCY	-		3,470,000	1	-		-	
PERRIS SCHOOL DISTRICT	-		-		-		8,000,000	1
PERRIS UNION HIGH SCHOOL DISTRICT	-		-		-		4,995,000	1
RANCHO CALIFORNIA WATER DISTRICT	543,603	2	-		-		-	
RANCHO CALIFORNIA WATER DISTRICT FINANCING AUTHORITY	-		-		-		-	
RANCHO MIRAGE JOINT POWERS FINANCING AUTHORITY ¹¹	-		-		21,620,000	2	-	
RIVERSIDE	4,268,565	1	-		-		-	
RIVERSIDE CFD NO 90-1	-		-		-		-	
RIVERSIDE CFD NO 90-2	-		-		-		-	
RIVERSIDE COUNTY	6,617,382	2	-		-		96,740,000	2
RIVERSIDE COUNTY BOARD OF EDUCATION	-		-		-		-	
RIVERSIDE COUNTY CFD NO 89-1	-		-		-		-	
RIVERSIDE COUNTY CFD NO 89-5	-		-		-		-	
RIVERSIDE COUNTY INDUSTRIAL DEVELOPMENT AUTHORITY	-		-		-		-	
RIVERSIDE COUNTY REDEVELOPMENT AGENCY	-		11,415,000	1	-		-	

**TABLE A-10
SUMMARY OF 1991 LOCAL DEBT FINANCINGS
BY TYPE OF DEBT INSTRUMENT
(AGGREGATE \$ AMOUNT ISSUED AND NUMBER OF ISSUES¹)**

<u>ISSUER</u>	<u>NOTES COMMERCIAL PAPER/OTHER</u>	<u>GENERAL OBLIGATION BONDS</u>	<u>LIMITED TAX OBLIGATION BONDS</u>	<u>ENTERPRISE REVENUE BONDS</u>	<u>CONDUIT REVENUE BONDS</u>
RIVERSIDE COUNTY TRANSPORTATION COMMISSION	-	-	112,996,959	1	-
RIVERSIDE PUBLIC FINANCING AUTHORITY ¹¹	-	-	-	-	-
RIVERSIDE REDEVELOPMENT AGENCY	-	-	-	-	9,700,000
RIVERSIDE UNIFIED SCHOOL DISTRICT	-	-	-	-	-
SAN JACINTO UNIFIED SCHOOL DISTRICT	-	-	-	-	-
TEMECULA VALLEY UNIFIED SCHOOL DISTRICT	3,600,000	1	-	-	-
VAL VERDE UNIFIED SCHOOL DISTRICT	-	-	-	-	-
<u>SACRAMENTO COUNTY</u>					
ELK GROVE UNIFIED SCHOOL DISTRICT	-	-	-	-	-
ELK GROVE UNIFIED SCHOOL DISTRICT CFD NO 1	-	-	26,303,996	1	-
FAIR OAKS WATER DISTRICT	-	-	-	-	-
FOLSOM	-	-	-	-	-
FOLSOM REDEVELOPMENT AGENCY	-	-	-	-	-
FOLSOM-CORDOVA UNIFIED SCHOOL DISTRICT	-	-	-	-	-
FULTON-EL CAMINO RECREATION AND PARK DISTRICT	-	-	-	-	-
GALT	-	-	-	-	-
NORTH SACRAMENTO SCHOOL DISTRICT	-	-	-	-	-
RANCHO MURIETA COMMUNITY SERVICES DISTRICT CFD NO 1	-	-	12,925,000	1	-
RIO LINDA UNION SCHOOL DISTRICT	4,500,000	1	-	-	-
SACRAMENTO	-	-	-	-	-
SACRAMENTO CITY FINANCING AUTHORITY	-	-	-	-	-
SACRAMENTO CITY UNIFIED SCHOOL DISTRICT CFD NO 1	-	-	4,100,000	1	-
SACRAMENTO COUNTY	180,000,000	2	-	-	60,300,000
SACRAMENTO COUNTY CFD NO 1	-	-	24,155,000	1	-
SAN JUAN UNIFIED SCHOOL DISTRICT	5,000,000	1	-	-	-
SOUTHGATE RECREATION AND PARK DISTRICT	-	-	-	-	-

**TABLE A-10
SUMMARY OF 1991 LOCAL DEBT FINANCINGS
BY TYPE OF DEBT INSTRUMENT
(AGGREGATE \$ AMOUNT ISSUED AND NUMBER OF ISSUES¹)**

<u>ISSUER</u>	<u>SPECIAL ASSESSMENT BONDS</u>	<u>TAX ALLOCATION BONDS</u>	<u>PUBLIC LEASE REVENUE/ OTHER BONDS</u>	<u>CERTIFICATES OF PARTICIPATION/ LEASES</u>
RIVERSIDE COUNTY TRANSPORTATION COMMISSION	-	-	-	-
RIVERSIDE PUBLIC FINANCING AUTHORITY ¹¹	-	-	13,285,000 1	-
RIVERSIDE REDEVELOPMENT AGENCY	-	-	-	-
RIVERSIDE UNIFIED SCHOOL DISTRICT	-	-	-	8,819,015 1
SAN JACINTO UNIFIED SCHOOL DISTRICT	-	-	-	13,304,091 2
TEMECULA VALLEY UNIFIED SCHOOL DISTRICT	-	-	-	-
VAL VERDE UNIFIED SCHOOL DISTRICT	-	-	-	9,305,000 1
<u>SACRAMENTO COUNTY</u>				
ELK GROVE UNIFIED SCHOOL DISTRICT	-	-	-	2,897,028 1
ELK GROVE UNIFIED SCHOOL DISTRICT CFD NO 1	-	-	-	-
FAIR OAKS WATER DISTRICT	-	-	-	4,045,000 1
FOLSOM	-	-	-	401,874 1
FOLSOM REDEVELOPMENT AGENCY	-	2,856,800 1	-	-
FOLSOM-CORDOVA UNIFIED SCHOOL DISTRICT	-	-	-	3,815,000 1
FULTON-EL CAMINO RECREATION AND PARK DISTRICT	-	-	-	4,150,000 1
GALT	5,704,280 2	-	-	-
NORTH SACRAMENTO SCHOOL DISTRICT	-	-	-	475,000 1
RANCHO MURIETA COMMUNITY SERVICES DISTRICT CFD NO 1	-	-	-	-
RIO LINDA UNION SCHOOL DISTRICT	-	-	-	-
SACRAMENTO	3,221,732 4	-	-	94,100,000 3
SACRAMENTO CITY FINANCING AUTHORITY	-	-	148,655,000 1	-
SACRAMENTO CITY UNIFIED SCHOOL DISTRICT CFD NO 1	-	-	-	-
SACRAMENTO COUNTY	4,271,657 1	-	-	20,475,000 2
SACRAMENTO COUNTY CFD NO 1	-	-	-	-
SAN JUAN UNIFIED SCHOOL DISTRICT	-	-	-	-
SOUTHGATE RECREATION AND PARK DISTRICT	-	-	-	7,530,000 1

**TABLE A-10
SUMMARY OF 1991 LOCAL DEBT FINANCINGS
BY TYPE OF DEBT INSTRUMENT
(AGGREGATE \$ AMOUNT ISSUED AND NUMBER OF ISSUES¹)**

<u>ISSUER</u>	<u>NOTES COMMERCIAL PAPER/OTHER</u>	<u>GENERAL OBLIGATION BONDS</u>	<u>LIMITED TAX OBLIGATION BONDS</u>	<u>ENTERPRISE REVENUE BONDS</u>	<u>CONDUIT REVENUE BONDS</u>
SAN BENITO COUNTY					
CSAC FINANCE CORPORATION (SAN BENITO CO) ¹¹	-	-	-	-	-
HOLLISTER	-	-	-	-	-
HOLLISTER SCHOOL DISTRICT	-	185,000 1	-	-	-
SAN BENITO HOSPITAL DISTRICT	-	-	-	8,500,000 1	-
SAN BERNARDINO COUNTY					
ADELANTO IMPROVEMENT AGENCY	-	-	-	-	-
APPLE VALLEY	-	-	-	-	-
APPLE VALLEY UNIFIED SCHOOL DISTRICT	-	-	-	-	-
APPLE VALLEY WATER DISTRICT	-	-	-	-	-
APPLE VALLEY FIRE PROTECTION DISTRICT (SBALG) ¹¹	1,500,000 1	-	-	-	-
BARSTOW	-	-	-	-	4,500,000 1
BARSTOW UNIFIED SCHOOL DISTRICT	3,520,000 1	-	-	-	-
BIG BEAR LAKE	-	-	-	-	-
BIG BEAR MUNICIPAL WATER DISTRICT	-	-	-	-	-
CENTRAL SCHOOL DISTRICT	-	10,600,000 1	-	-	-
CHINO REDEVELOPMENT AGENCY	-	-	-	-	-
COLTON CFD NO 90-1	-	-	4,755,000 1	-	-
CUCAMONGA SCHOOL DISTRICT	24,071 1	-	-	-	-
FONTANA	-	-	-	-	-
FONTANA CFD NO 90-3	-	-	46,240,000 1	-	-
FONTANA PUBLIC FINANCING AUTHORITY ¹¹	-	-	-	-	-
FONTANA REDEVELOPMENT AGENCY	-	-	-	-	-
FONTANA UNIFIED SCHOOL DISTRICT	6,600,000 1	-	-	-	-
GRAND TERRACE PUBLIC FINANCING AUTHORITY ¹¹	-	-	-	-	-
HESPERIA WATER DISTRICT	-	-	-	-	-
JOSHUA BASIN-HI-DESERT FINANCING AUTHORITY	-	-	-	14,310,000 2	-
LUCERNE VALLEY UNIFIED SCHOOL DISTRICT	-	-	-	-	-
MOJAVE WATER AGENCY	-	12,000,000 1	-	-	-

**TABLE A-10
SUMMARY OF 1991 LOCAL DEBT FINANCINGS
BY TYPE OF DEBT INSTRUMENT
(AGGREGATE \$ AMOUNT ISSUED AND NUMBER OF ISSUES¹)**

<u>ISSUER</u>	<u>SPECIAL ASSESSMENT BONDS</u>	<u>TAX ALLOCATION BONDS</u>	<u>PUBLIC LEASE REVENUE/ OTHER BONDS</u>	<u>CERTIFICATES OF PARTICIPATION/ LEASES</u>	
<u>SAN BENITO COUNTY</u>					
CSAC FINANCE CORPORATION (SAN BENITO COUNTY) ¹¹	-	-	-	2,800,000	1
HOLLISTER	880,000	1	-	-	-
HOLLISTER SCHOOL DISTRICT	-	-	-	-	-
SAN BENITO HOSPITAL DISTRICT	-	-	-	-	-
<u>SAN BERNARDINO COUNTY</u>					
ADELANTO IMPROVEMENT AGENCY	-	3,520,000	1	-	-
APPLE VALLEY	-	-	-	9,485,000	1
APPLE VALLEY UNIFIED SCHOOL DISTRICT	-	-	-	4,920,000	1
APPLE VALLEY WATER DISTRICT	9,110,678	1	-	-	-
APPLE VALLEY FIRE PROTECTION DISTRICT (SBALG) ¹¹	-	-	-	-	-
BARSTOW	-	-	-	-	-
BARSTOW UNIFIED SCHOOL DISTRICT	-	-	-	-	-
BIG BEAR LAKE	962,540	1	-	-	-
BIG BEAR MUNICIPAL WATER DISTRICT	-	-	-	3,410,000	1
CENTRAL SCHOOL DISTRICT	-	-	-	7,915,000	1
CHINO REDEVELOPMENT AGENCY	-	11,105,000	2	-	-
COLTON CFD NO 90-1	-	-	-	-	-
CUCAMONGA SCHOOL DISTRICT	-	-	-	-	-
FONTANA	-	-	-	17,225,000	1
FONTANA CFD NO 90-3	-	-	-	-	-
FONTANA PUBLIC FINANCING AUTHORITY ¹¹	-	57,940,000	2	-	-
FONTANA REDEVELOPMENT AGENCY	-	10,000,000	1	-	-
FONTANA UNIFIED SCHOOL DISTRICT	-	-	-	18,212,737	2
GRAND TERRACE PUBLIC FINANCING AUTHORITY ¹¹	-	-	3,370,000	-	1
HESPERIA WATER DISTRICT	-	-	-	17,675,000	1
JOSHUA BASIN-HI-DESERT FINANCING AUTHORITY	-	-	-	-	-
LUCERNE VALLEY UNIFIED SCHOOL DISTRICT	-	-	-	8,175,000	1
MOJAVE WATER AGENCY	-	-	-	-	-

**TABLE A-10
SUMMARY OF 1991 LOCAL DEBT FINANCINGS
BY TYPE OF DEBT INSTRUMENT
(AGGREGATE \$ AMOUNT ISSUED AND NUMBER OF ISSUES¹)**

<u>ISSUER</u>	<u>NOTES COMMERCIAL PAPER/OTHER</u>	<u>GENERAL OBLIGATION BONDS</u>	<u>LIMITED TAX OBLIGATION BONDS</u>	<u>ENTERPRISE REVENUE BONDS</u>	<u>CONDUIT REVENUE BONDS</u>
ONTARIO	5,000,000	1	-	-	-
ONTARIO REDEVELOPMENT AGENCY	-	-	-	-	7,232,000
ONTARIO-MONTCLAIR SCHOOL DISTRICT	-	-	-	-	-
RANCHO CUCAMONGA FIRE PROTECTION DISTRICT (SBALG) ¹¹	2,000,000	1	-	-	-
REDLANDS	-	-	-	-	22,650,000
REDLANDS UNIFIED SCHOOL DISTRICT	5,000,000	1	-	-	-
RIALTO	5,000,000	1	-	-	-
RIALTO UNIFIED SCHOOL DISTRICT	-	-	-	-	-
RIM OF THE WORLD UNIFIED SCHOOL DISTRICT	-	-	-	-	-
RUNNING SPRINGS WATER DISTRICT (SBALG) ¹¹	220,000	1	-	-	-
SAN BERNARDINO	-	-	-	-	52,195,000
SAN BERNARDINO COUNTY	115,000,000	1	-	-	38,205,000
SAN BERNARDINO COUNTY CFD NO 1	-	-	4,180,000	1	-
SAN BERNARDINO COUNTY CFD NO 2	-	-	5,310,000	1	-
SAN BERNARDINO COUNTY CFD NO 9	-	-	22,500,000	2	-
SAN BERNARDINO COUNTY TRANSPORTATION AUTHORITY	30,000,000	1	-	-	-
SAN BERNARDINO JOINT POWERS FINANCING AUTHORITY ¹¹	-	-	-	-	-
SAN BERNARDINO MOUNTAINS COMMUNITY HOSPITAL DISTRICT	-	-	-	-	-
SAN BERNARDINO/COLTON/LOMA LINDA JOINT POWERS AUTHORITY ¹¹	7,500,000	1	-	-	-
UPLAND	-	-	-	-	-
VICTOR ELEMENTARY SCHOOL DISTRICT	5,000,000	1	-	-	-
VICTORVILLE	-	-	-	-	-
VICTORVILLE CFD NO 90-1	-	-	20,575,000	1	-
VICTORVILLE REDEVELOPMENT AGENCY	-	-	-	-	-
YUCAIPA PUBLIC FINANCING AUTHORITY ¹¹	-	-	-	-	-

**TABLE A-10
SUMMARY OF 1991 LOCAL DEBT FINANCINGS
BY TYPE OF DEBT INSTRUMENT
(AGGREGATE \$ AMOUNT ISSUED AND NUMBER OF ISSUES¹)**

ISSUER	SPECIAL	TAX	PUBLIC LEASE	CERTIFICATES OF
	ASSESSMENT	ALLOCATION	REVENUE/ OTHER BONDS	PARTICIPATION/ LEASES
	BONDS	BONDS		
ONTARIO	11,590,000	1	-	-
ONTARIO REDEVELOPMENT AGENCY	-	-	-	-
ONTARIO-MONTCLAIR SCHOOL DISTRICT	-	-	-	2,190,000
RANCHO CUCAMONGA FIRE PROTECTION DISTRICT (SBALG) ¹¹	-	-	-	-
REDLANDS	-	-	-	-
REDLANDS UNIFIED SCHOOL DISTRICT	-	-	-	-
RIALTO	-	-	-	-
RIALTO UNIFIED SCHOOL DISTRICT	-	-	-	1,721,800
RIM OF THE WORLD UNIFIED SCHOOL DISTRICT	-	-	-	9,615,000
RUNNING SPRINGS WATER DISTRICT (SBALG) ¹¹	-	-	-	-
SAN BERNARDINO	1,722,154	2	-	-
SAN BERNARDINO COUNTY	-	-	-	264,460,000
SAN BERNARDINO COUNTY CFD NO 1	-	-	-	-
SAN BERNARDINO COUNTY CFD NO 2	-	-	-	-
SAN BERNARDINO COUNTY CFD NO 9	-	-	-	-
SAN BERNARDINO COUNTY TRANSPORTATION AUTHORITY	-	-	-	-
SAN BERNARDINO JOINT POWERS FINANCING AUTHORITY ¹¹	-	27,135,000	2	-
SAN BERNARDINO MOUNTAINS COMMUNITY HOSPITAL DISTRICT	-	-	-	3,700,000
SAN BERNARDINO/COLTON/LOMA LINDA JOINT POWERS AUTHORITY ¹¹	-	-	-	-
UPLAND	-	-	-	6,200,000
VICTOR ELEMENTARY SCHOOL DISTRICT	-	-	-	-
VICTORVILLE	6,137,366	1	-	-
VICTORVILLE CFD NO 90-1	-	-	-	-
VICTORVILLE REDEVELOPMENT AGENCY	-	10,555,000	1	-
YUCAIPA PUBLIC FINANCING AUTHORITY ¹¹	-	-	42,800,000	1

**TABLE A-10
SUMMARY OF 1991 LOCAL DEBT FINANCINGS
BY TYPE OF DEBT INSTRUMENT
(AGGREGATE \$ AMOUNT ISSUED AND NUMBER OF ISSUES¹)**

<u>ISSUER</u>	<u>NOTES COMMERCIAL PAPER/OTHER</u>		<u>GENERAL OBLIGATION BONDS</u>		<u>LIMITED TAX OBLIGATION BONDS</u>		<u>ENTERPRISE REVENUE BONDS</u>		<u>CONDUIT REVENUE BONDS</u>
SAN DIEGO COUNTY									
ALPINE UNION SCHOOL DISTRICT (SDALG) ¹¹	1,500,000	1	-		-		-		-
CARDIFF SCHOOL DISTRICT (SDALG) ¹¹	500,000	1	-		-		-		-
CHULA VISTA	-		-		-		-		-
CHULA VISTA ELEMENTARY SCHOOL DISTRICT	-		995,000	1	-		-		-
CHULA VISTA INDUSTRIAL DEVELOPMENT AUTHORITY	-		-		-		-		3,825,000
CHULA VISTA ELEMENTARY SCHOOL DISTRICT (SDALG) ¹¹	1,700,000	1	-		-		-		-
DEHESA SCHOOL DISTRICT (SDALG) ¹¹	100,000	1	-		-		-		-
ENCINITAS	-		-		-		-		-
ENCINITAS FIRE PROTECTION DISTRICT (SDALG) ¹¹	1,750,000	1	-		-		-		-
ENCINITAS UNION SCHOOL DISTRICT	-		-		-		-		-
ENCINITAS UNION SCHOOL DISTRICT (SDALG) ¹¹	1,290,000	1	-		-		-		-
ESCONDIDO	-		-		-		-		-
ESCONDIDO UNION SCHOOL DISTRICT	-		9,000,000	1	-		-		-
ESCONDIDO UNION HIGH SCHOOL DISTRICT (SDALG) ¹¹	5,000,000	1	-		-		-		-
FALLBROOK SANITARY DISTRICT	-		-		-		-		-
FALLBROOK UNION ELEMENTARY SCHOOL DISTRICT (SDALG) ¹¹	4,600,000	1	-		-		-		-
FALLBROOK UNION HIGH SCHOOL DISTRICT (SDALG) ¹¹	5,000,000	1	-		-		-		-
GROSSMONT UNION HIGH SCHOOL DISTRICT	-		-		-		-		-
GROSSMONT-CUYAMACA COMMUNITY COLLEGE DISTRICT (SDALG) ¹¹	5,000,000	1	-		-		-		-
JAMUL-DULZURA UNION SCHOOL DISTRICT (SDALG) ¹¹	1,500,000	1	-		-		-		-
LA MESA SPRING VALLEY SCHOOL DISTRICT	-		-		-		-		-
LA MESA (SDALG) ¹¹	3,400,000	1	-		-		-		-
LAKESIDE FIRE PROTECTION DISTRICT (SDALG) ¹¹	1,800,000	1	-		-		-		-
LAKESIDE UNION SCHOOL DISTRICT (SDALG) ¹¹	2,500,000	1	-		-		-		-
LEMON GROVE SCHOOL DISTRICT (SDALG) ¹¹	2,200,000	1	-		-		-		-
MIRACOSTA COMMUNITY COLLEGE DISTRICT (SDALG) ¹¹	5,000,000	1	-		-		-		-
MOUNTAIN EMPIRE UNIFIED SCHOOL DISTRICT (SDALG) ¹¹	1,250,000	1	-		-		-		-
NATIONAL CITY JOINT POWERS FINANCE AUTHORITY ¹¹	-		-		-		-		-

**TABLE A-10
SUMMARY OF 1991 LOCAL DEBT FINANCINGS
BY TYPE OF DEBT INSTRUMENT
(AGGREGATE \$ AMOUNT ISSUED AND NUMBER OF ISSUES¹)**

<u>ISSUER</u>	<u>SPECIAL ASSESSMENT BONDS</u>	<u>TAX ALLOCATION BONDS</u>	<u>PUBLIC LEASE REVENUE/ OTHER BONDS</u>	<u>CERTIFICATES OF PARTICIPATION/ LEASES</u>
SAN DIEGO COUNTY				
ALPINE UNION SCHOOL DISTRICT (SDALG) ¹¹	-	-	-	-
CARDIFF SCHOOL DISTRICT (SDALG) ¹¹	-	-	-	-
CHULA VISTA	29,702,035	2	-	-
CHULA VISTA ELEMENTARY SCHOOL DISTRICT	-	-	-	5,455,000 1
CHULA VISTA INDUSTRIAL DEVELOPMENT AUTHORITY	-	-	-	-
CHULA VISTA ELEMENTARY SCHOOL DISTRICT (SDALG) ¹¹	-	-	-	-
DEHESA SCHOOL DISTRICT (SDALG) ¹¹	-	-	-	-
ENCINITAS	-	-	-	7,635,000 1
ENCINITAS FIRE PROTECTION DISTRICT (SDALG) ¹¹	-	-	-	-
ENCINITAS UNION SCHOOL DISTRICT	-	-	-	3,710,000 1
ENCINITAS UNION SCHOOL DISTRICT (SDALG) ¹¹	-	-	-	-
ESCONDIDO	-	-	-	31,330,000 2
ESCONDIDO UNION SCHOOL DISTRICT	-	-	-	-
ESCONDIDO UNION HIGH SCHOOL DISTRICT (SDALG) ¹¹	-	-	-	-
FALLBROOK SANITARY DISTRICT	-	-	-	14,500,000 1
FALLBROOK UNION ELEMENTARY SCHOOL DISTRICT (SDALG) ¹¹	-	-	-	-
FALLBROOK UNION HIGH SCHOOL DISTRICT (SDALG) ¹¹	-	-	-	-
GROSSMONT UNION HIGH SCHOOL DISTRICT	-	-	-	7,389,184 1
GROSSMONT-CUYAMACA COMMUNITY COLLEGE DISTRICT (SDALG) ¹¹	-	-	-	-
JANUL-DULZURA UNION SCHOOL DISTRICT (SDALG) ¹¹	-	-	-	-
LA MESA SPRING VALLEY SCHOOL DISTRICT	-	-	-	13,000,000 1
LA MESA (SDALG) ¹¹	-	-	-	-
LAKESIDE FIRE PROTECTION DISTRICT (SDALG) ¹¹	-	-	-	-
LAKESIDE UNION SCHOOL DISTRICT (SDALG) ¹¹	-	-	-	-
LEMON GROVE SCHOOL DISTRICT (SDALG) ¹¹	-	-	-	-
MIRACOSTA COMMUNITY COLLEGE DISTRICT (SDALG) ¹¹	-	-	-	-
MOUNTAIN EMPIRE UNIFIED SCHOOL DISTRICT (SDALG) ¹¹	-	-	-	-
NATIONAL CITY JOINT POWERS FINANCE AUTHORITY ¹¹	-	-	6,950,000 1	-

**TABLE A-10
SUMMARY OF 1991 LOCAL DEBT FINANCINGS
BY TYPE OF DEBT INSTRUMENT
(AGGREGATE \$ AMOUNT ISSUED AND NUMBER OF ISSUES¹)**

<u>ISSUER</u>	<u>NOTES COMMERCIAL PAPER/OTHER</u>	<u>GENERAL OBLIGATION BONDS</u>	<u>LIMITED TAX OBLIGATION BONDS</u>	<u>ENTERPRISE REVENUE BONDS</u>	<u>CONDUIT REVENUE BONDS</u>
NATIONAL SCHOOL DISTRICT (SDALG) ¹¹	3,600,000 1	-	-	-	-
NORTH COUNTY FIRE PROTECTION DISTRICT (SDALG) ¹¹	1,900,000 1	-	-	-	-
OCEANSIDE	10,000,000 1	-	-	-	-
OCEANSIDE UNIFIED SCHOOL DISTRICT (SDALG) ¹¹	2,400,000 1	-	-	-	-
PADRE DAM MUNICIPAL WATER DISTRICT	-	1,325,000 1	-	-	-
POWAY	-	-	-	-	-
POWAY CFD NO 88-1	-	-	8,000,000 1	-	-
POWAY REDEVELOPMENT AGENCY	-	-	-	-	-
POWAY UNIFIED SCHOOL DISTRICT CFD NO 1	-	-	8,000,000 1	-	-
RANCHO SANTA FE SCHOOL DISTRICT	-	1,500,000 1	-	-	-
SAN DIEGO	57,000,000 2	25,500,000 1	-	-	27,235,000 1
SAN DIEGO CFD NO 1	-	-	35,340,000 1	-	-
SAN DIEGO COMMUNITY COLLEGE DISTRICT	-	-	-	-	-
SAN DIEGO COUNTY	200,300,000 1	-	-	-	-
SAN DIEGO COUNTY WATER AUTHORITY	-	-	-	-	-
SAN DIEGO REGIONAL BUILDING AUTHORITY	-	-	-	-	-
SAN DIEGO UNIFIED SCHOOL DISTRICT	45,000,000 1	-	-	-	-
SAN DIEGO COUNTY REGIONAL TRANSPORTATION COMMISSION	135,000,000 1	-	250,000,420 1	-	-
SAN DIEGUITO UNION HIGH SCHOOL DISTRICT (SDALG) ¹¹	4,500,000 1	-	-	-	-
SAN MARCOS	-	-	-	-	-
SAN MARCOS PUBLIC FACILITIES AUTHORITY	-	-	-	-	-
SAN MARCOS UNIFIED SCHOOL DISTRICT CFD NO 1	-	-	7,110,000 1	-	-
SAN MIGUEL CONSOLIDATED FIRE PROTECTION DISTRICT (SDALG) ¹¹	2,500,000 1	-	-	-	-
SAN YSIDRO SCHOOL DISTRICT (SDALG) ¹¹	2,500,000 1	-	-	-	-
SANTEE SCHOOL DISTRICT (SDALG) ¹¹	4,250,000 1	-	-	-	-
SOLANA BEACH SCHOOL DISTRICT (SDALG) ¹¹	3,800,000 1	-	-	-	-
SOUTH BAY UNION SCHOOL DISTRICT (SDALG) ¹¹	5,000,000 1	-	-	-	-
SOUTHWESTERN COMMUNITY COLLEGE DISTRICT (SDALG) ¹¹	3,600,000 1	-	-	-	-
TRI-CITY HOSPITAL DISTRICT	-	-	-	41,000,000 1	-

TABLE A-10
SUMMARY OF 1991 LOCAL DEBT FINANCINGS
BY TYPE OF DEBT INSTRUMENT
(AGGREGATE \$ AMOUNT ISSUED AND NUMBER OF ISSUES¹)

ISSUER	SPECIAL ASSESSMENT BONDS	TAX ALLOCATION BONDS	PUBLIC LEASE REVENUE/ OTHER BONDS	CERTIFICATES OF PARTICIPATION/ LEASES
NATIONAL SCHOOL DISTRICT (SDALG) ¹¹	-	-	-	-
NORTH COUNTY FIRE PROTECTION DISTRICT (SDALG) ¹¹	-	-	-	-
OCEANSIDE	320,830 1	-	-	73,275,000 4
OCEANSIDE UNIFIED SCHOOL DISTRICT (SDALG) ¹¹	-	-	-	-
PADRE DAM MUNICIPAL WATER DISTRICT	-	-	-	-
POWAY	-	-	-	28,300,000 1
POWAY CFD NO 88-1	-	-	-	-
POWAY REDEVELOPMENT AGENCY	-	9,330,000 1	-	-
POWAY UNIFIED SCHOOL DISTRICT CFD NO 1	-	-	-	-
RANCHO SANTA FE SCHOOL DISTRICT	-	-	-	-
SAN DIEGO	133,797 2	-	-	11,810,000 1
SAN DIEGO CFD NO 1	-	-	-	-
SAN DIEGO COMMUNITY COLLEGE DISTRICT	-	-	-	17,575,000 1
SAN DIEGO COUNTY	28,804,151 1	-	-	78,790,000 2
SAN DIEGO COUNTY WATER AUTHORITY	-	-	-	300,000,000 1
SAN DIEGO REGIONAL BUILDING AUTHORITY	-	-	-	46,965,000 1
SAN DIEGO UNIFIED SCHOOL DISTRICT	-	-	-	77,760,000 2
SAN DIEGO COUNTY REGIONAL TRANSPORTATION COMMISSION	-	-	-	-
SAN DIEGUITO UNION HIGH SCHOOL DISTRICT (SDALG) ¹¹	-	-	-	-
SAN MARCOS	2,834,079 1	-	-	-
SAN MARCOS PUBLIC FACILITIES AUTHORITY	-	-	50,000,000 1	-
SAN MARCOS UNIFIED SCHOOL DISTRICT CFD NO 1	-	-	-	-
SAN MIGUEL CONSOLIDATED FIRE PROTECTION DISTRICT (SDALG) ¹¹	-	-	-	-
SAN YSIDRO SCHOOL DISTRICT (SDALG) ¹¹	-	-	-	-
SANTEE SCHOOL DISTRICT (SDALG) ¹¹	-	-	-	-
SOLANA BEACH SCHOOL DISTRICT (SDALG) ¹¹	-	-	-	-
SOUTH BAY UNION SCHOOL DISTRICT (SDALG) ¹¹	-	-	-	-
SOUTHWESTERN COMMUNITY COLLEGE DISTRICT (SDALG) ¹¹	-	-	-	-
TRI-CITY HOSPITAL DISTRICT	-	-	-	-

**TABLE A-10
SUMMARY OF 1991 LOCAL DEBT FINANCINGS
BY TYPE OF DEBT INSTRUMENT
(AGGREGATE \$ AMOUNT ISSUED AND NUMBER OF ISSUES¹)**

<u>ISSUER</u>	<u>NOTES COMMERCIAL PAPER/OTHER</u>	<u>GENERAL OBLIGATION BONDS</u>	<u>LIMITED TAX OBLIGATION BONDS</u>	<u>ENTERPRISE REVENUE BONDS</u>	<u>CONDUIT REVENUE BONDS</u>
VALLEY CENTER MUNICIPAL WATER DISTRICT	1,770,974	1	-	-	-
VISTA	-	-	-	-	8,640,000
VISTA JOINT POWERS FINANCING AUTHORITY ¹¹	7,135,000	1	-	-	-
VISTA UNIFIED SCHOOL DISTRICT	4,000,000	1	-	-	-
VISTA UNIFIED SCHOOL DISTRICT (SDALG) ¹¹	4,300,000	1	-	-	-
<u>SAN FRANCISCO COUNTY</u>					
SAN FRANCISCO CITY AND COUNTY	-	188,600,000	5	170,000,000	16,500,000
SAN FRANCISCO CITY AND COUNTY REDEVELOPMENT AGENCY	-	-	-	-	92,810,000
SAN FRANCISCO UNIFIED SCHOOL DISTRICT	22,000,000	1	-	-	-
SAN FRANCISCO CITY AND COUNTY FINANCE CORPORATION	-	-	-	-	-
SAN FRANCISCO CITY AND COUNTY PUBLIC UTILITIES COMMISSION	-	-	-	70,145,682	-
SAN FRANCISCO CITY AND COUNTY REDEVELOPMENT FINANCING AUTHORITY	-	-	-	-	-
<u>SAN JOAQUIN COUNTY</u>					
LODI	-	-	-	-	-
LINCOLN UNIFIED SCHOOL DISTRICT CFD NO 1	-	-	13,240,000	-	-
LODI UNIFIED SCHOOL DISTRICT	7,000,000	1	-	-	-
MANTECA REDEVELOPMENT AGENCY	5,450,000	2	-	-	-
RIPON	-	-	-	-	-
RIPON PUBLIC FINANCING AUTHORITY ¹¹	-	-	-	-	-
SAN JOAQUIN COUNTY	46,000,000	1	-	-	-
SOUTH SAN JOAQUIN IRRIGATION DISTRICT	-	-	-	-	-
SOUTHERN SAN JOAQUIN VALLEY POWER AUTHORITY	-	-	-	-	-
STOCKTON	-	-	-	-	2,200,000
STOCKTON UNIFIED SCHOOL DISTRICT	4,900,000	1	-	-	-
TRACY	2,320,000	1	-	-	-

**TABLE A-10
SUMMARY OF 1991 LOCAL DEBT FINANCINGS
BY TYPE OF DEBT INSTRUMENT
(AGGREGATE \$ AMOUNT ISSUED AND NUMBER OF ISSUES¹)**

<u>ISSUER</u>	<u>SPECIAL ASSESSMENT BONDS</u>	<u>TAX ALLOCATION BONDS</u>	<u>PUBLIC LEASE REVENUE/ OTHER BONDS</u>	<u>CERTIFICATES OF PARTICIPATION/ LEASES</u>	
VALLEY CENTER MUNICIPAL WATER DISTRICT	-	-	-	-	
VISTA	-	-	-	-	
VISTA JOINT POWERS FINANCING AUTHORITY ¹¹	-	-	-	-	
VISTA UNIFIED SCHOOL DISTRICT	-	-	-	11,992,575	1
VISTA UNIFIED SCHOOL DISTRICT (SDALG) ¹¹	-	-	-	-	
<u>SAN FRANCISCO COUNTY</u>					
SAN FRANCISCO CITY AND COUNTY	-	-	-	21,156,255	8
SAN FRANCISCO CITY AND COUNTY REDEVELOPMENT AGENCY	-	-	60,540,000	-	1
SAN FRANCISCO UNIFIED SCHOOL DISTRICT	-	-	-	538,759	1
SAN FRANCISCO CITY AND COUNTY FINANCE CORPORATION	-	-	7,020,000	-	1
SAN FRANCISCO CITY AND COUNTY PUBLIC UTILITIES COMMISSION	-	-	-	-	
SAN FRANCISCO CITY AND COUNTY REDEVELOPMENT FINANCING AUTHORITY	-	26,998,005	-	-	2
<u>SAN JOAQUIN COUNTY</u>					
LODI	-	-	-	11,170,000	1
LINCOLN UNIFIED SCHOOL DISTRICT CFD NO 1	-	-	-	-	
LODI UNIFIED SCHOOL DISTRICT	-	-	-	-	
MANTECA REDEVELOPMENT AGENCY	-	-	-	-	
RIPON	1,095,000	-	-	-	1
RIPON PUBLIC FINANCING AUTHORITY ¹¹	-	-	2,000,000	-	1
SAN JOAQUIN COUNTY	-	-	-	22,465,000	2
SOUTH SAN JOAQUIN IRRIGATION DISTRICT	-	-	-	5,975,000	1
SOUTHERN SAN JOAQUIN VALLEY POWER AUTHORITY	-	-	15,000,000	-	1
STOCKTON	21,790,000	-	-	-	4
STOCKTON UNIFIED SCHOOL DISTRICT	-	-	-	-	
TRACY	-	-	-	-	

**TABLE A-10
SUMMARY OF 1991 LOCAL DEBT FINANCINGS
BY TYPE OF DEBT INSTRUMENT
(AGGREGATE \$ AMOUNT ISSUED AND NUMBER OF ISSUES¹)**

<u>ISSUER</u>	<u>NOTES COMMERCIAL PAPER/OTHER</u>	<u>GENERAL OBLIGATION BONDS</u>	<u>LIMITED TAX OBLIGATION BONDS</u>	<u>ENTERPRISE REVENUE BONDS</u>	<u>CONDUIT REVENUE BONDS</u>
TRACY CFD NO 1991-1	-	-	2,400,000	1	-
TRACY RURAL FIRE PROTECTION DISTRICT	-	-	-	-	-
TRACY SCHOOL DISTRICT	2,600,000	1	-	-	-
<u>SAN LUIS OBISPO COUNTY</u>					
ARROYO GRANDE	-	-	-	-	-
ATASCADERO UNIFIED SCHOOL DISTRICT	-	-	-	-	-
EL PASO DE ROBLES REDEVELOPMENT AGENCY	-	-	-	-	-
LUCIA MAR UNIFIED SCHOOL DISTRICT	-	-	-	-	-
PASO ROBLES UNION ELEMENTARY SCHOOL DISTRICT	1,170,000	1	-	-	-
PISMO BEACH	-	-	-	-	-
SAN LUIS COASTAL UNIFIED SCHOOL DISTRICT	4,650,000	1	-	-	-
SAN LUIS OBISPO COUNTY	-	-	-	-	-
<u>SAN MATEO COUNTY</u>					
BAYSHORE ELEMENTARY SCHOOL DISTRICT (CSBAFC) ¹¹	385,000	1	-	-	-
BELMONT ELEMENTARY SCHOOL DISTRICT (CSBAFC) ¹¹	2,130,000	1	-	-	-
BELMONT SCHOOL DISTRICT	-	-	-	-	-
BRISBANE	-	-	-	-	-
BRISBANE ELEMENTARY SCHOOL DISTRICT (CSBAFC) ¹¹	535,000	1	-	-	-
BRISBANE PUBLIC FINANCING AUTHORITY ¹¹	-	-	-	-	-
BURLINGAME	-	-	-	-	-
BURLINGAME ELEMENTARY SCHOOL DISTRICT (CSBAFC) ¹¹	2,140,000	1	-	-	-
COASTSIDE COUNTY WATER DISTRICT	-	-	-	-	-
JEFFERSON UNION HIGH SCHOOL DISTRICT	4,000,000	1	-	-	-
LAGUNA SALADA UNION ELEMENTARY SCHOOL DISTRICT (CSBAFC) ¹¹	2,250,000	1	-	-	-
LAS LOMITAS ELEMENTARY SCHOOL DISTRICT (CSBAFC) ¹¹	800,000	1	-	-	-
MENLO PARK ELEMENTARY SCHOOL DISTRICT (CSBAFC) ¹¹	1,750,000	1	-	-	-
MILLBRAE ELEMENTARY SCHOOL DISTRICT	1,750,000	1	-	-	-

**TABLE A-10
SUMMARY OF 1991 LOCAL DEBT FINANCINGS
BY TYPE OF DEBT INSTRUMENT
(AGGREGATE \$ AMOUNT ISSUED AND NUMBER OF ISSUES¹)**

<u>ISSUER</u>	<u>SPECIAL ASSESSMENT BONDS</u>	<u>TAX ALLOCATION BONDS</u>	<u>PUBLIC LEASE REVENUE/ OTHER BONDS</u>	<u>CERTIFICATES OF PARTICIPATION/ LEASES</u>
TRACY CFD NO 1991-1	-	-	-	-
TRACY RURAL FIRE PROTECTION DISTRICT	-	-	-	133,567 1
TRACY SCHOOL DISTRICT	-	-	-	-
<u>SAN LUIS OBISPO COUNTY</u>				
ARROYO GRANDE	-	-	-	1,900,000 1
ATASCADERO UNIFIED SCHOOL DISTRICT	-	-	-	5,625,000 1
EL PASO DE ROBLES REDEVELOPMENT AGENCY	-	3,500,000 1	-	-
LUCIA MAR UNIFIED SCHOOL DISTRICT	-	-	-	5,500,000 1
PASO ROBLES UNION ELEMENTARY SCHOOL DISTRICT	-	-	-	5,170,000 1
PISMO BEACH	313,506 2	-	-	-
SAN LUIS COASTAL UNIFIED SCHOOL DISTRICT	-	-	-	-
SAN LUIS OBISPO COUNTY	-	-	-	4,565,000 1
<u>SAN MATEO COUNTY</u>				
BAYSHORE ELEMENTARY SCHOOL DISTRICT (CSBAFC) ¹¹	-	-	-	-
BELMONT ELEMENTARY SCHOOL DISTRICT (CSBAFC) ¹¹	-	-	-	-
BELMONT SCHOOL DISTRICT	-	-	-	1,100,000 1
BRISBANE	8,265,000 1	-	-	-
BRISBANE ELEMENTARY SCHOOL DISTRICT (CSBAFC) ¹¹	-	-	-	-
BRISBANE PUBLIC FINANCING AUTHORITY ¹¹	-	-	9,105,000 1	-
BURLINGAME	-	-	-	14,430,000 1
BURLINGAME ELEMENTARY SCHOOL DISTRICT (CSBAFC) ¹¹	-	-	-	-
COASTSIDE COUNTY WATER DISTRICT	7,481,252 1	-	-	-
JEFFERSON UNION HIGH SCHOOL DISTRICT	-	-	-	-
LAGUNA SALADA UNION ELEMENTARY SCHOOL DISTRICT (CSBAFC) ¹¹	-	-	-	-
LAS LOMITAS ELEMENTARY SCHOOL DISTRICT (CSBAFC) ¹¹	-	-	-	-
MENLO PARK ELEMENTARY SCHOOL DISTRICT (CSBAFC) ¹¹	-	-	-	-
MILLBRAE ELEMENTARY SCHOOL DISTRICT	-	-	-	2,340,000 1

**TABLE A-10
SUMMARY OF 1991 LOCAL DEBT FINANCINGS
BY TYPE OF DEBT INSTRUMENT
(AGGREGATE \$ AMOUNT ISSUED AND NUMBER OF ISSUES¹)**

<u>ISSUER</u>	<u>NOTES COMMERCIAL PAPER/OTHER</u>	<u>GENERAL OBLIGATION BONDS</u>	<u>LIMITED TAX OBLIGATION BONDS</u>	<u>ENTERPRISE REVENUE BONDS</u>	<u>CONDUIT REVENUE BONDS</u>
PENINSULA FAMILY YMCA	-	-	-	-	-
PORTOLA VALLEY ELEMENTARY SCHOOL DISTRICT (CSBAFC) ¹¹	820,000 1	-	-	-	-
REDWOOD CITY PUBLIC FINANCING AUTHORITY ¹¹	-	-	-	-	-
REDWOOD CITY ELEMENTARY SCHOOL DISTRICT (CSBAFC) ¹¹	4,990,000 1	-	-	-	-
SAN BRUNO PARK ELEMENTARY SCHOOL DISTRICT (CSBAFC) ¹¹	2,300,000 1	-	-	-	-
SAN CARLOS REDEVELOPMENT AGENCY	-	-	-	-	-
SAN CARLOS SCHOOL DISTRICT	1,500,000 1	-	-	-	-
SAN MATEO CITY SCHOOL DISTRICT	-	8,000,000 1	-	-	-
SAN MATEO COUNTY	-	-	-	-	-
SAN MATEO COUNTY BOARD OF EDUCATION	-	-	-	-	-
SAN MATEO COUNTY COMMUNITY COLLEGE DISTRICT	-	-	-	-	-
SAN MATEO UNION HIGH SCHOOL DISTRICT	9,000,000 1	-	-	-	-
SAN MATEO CITY SCHOOL DISTRICT (CSBAFC) ¹¹	3,500,000 1	-	-	-	-
SEQUOIA UNION HIGH SCHOOL DISTRICT (CSBAFC) ¹¹	4,980,000 1	-	-	-	-
SOUTH SAN FRANCISCO	-	-	-	-	-
SOUTH SAN FRANCISCO UNIFIED SCHOOL DISTRICT	5,000,000 1	-	-	-	-
SOUTH SAN FRANCISCO CAPITAL IMPROVEMENTS FINANCING AUTHORITY	-	-	5,715,000 1	-	-
WOODSIDE SCHOOL DISTRICT	375,000 1	-	-	-	-
SANTA BARBARA COUNTY					
COLD SPRING ELEMENTARY SCHOOL DISTRICT (CSBAFC) ¹¹	205,000 1	-	-	-	-
GOLETA UNION SCHOOL DISTRICT	4,000,000 1	-	-	-	-
LOMPOC	4,200,000 1	-	-	-	-
LOMPOC UNIFIED SCHOOL DISTRICT (CSBAFC) ¹¹	4,250,000 1	-	-	-	-
MONTECITO WATER DISTRICT	1,500,000 1	-	-	-	-
SANTA BARBARA COUNTY	27,000,000 1	-	-	-	-
SANTA BARBARA HIGH SCHOOL DISTRICT	4,800,000 1	-	-	-	-

**TABLE A-10
SUMMARY OF 1991 LOCAL DEBT FINANCINGS
BY TYPE OF DEBT INSTRUMENT
(AGGREGATE \$ AMOUNT ISSUED AND NUMBER OF ISSUES¹)**

<u>ISSUER</u>	<u>SPECIAL ASSESSMENT BONDS</u>	<u>TAX ALLOCATION BONDS</u>	<u>PUBLIC LEASE REVENUE/ OTHER BONDS</u>	<u>CERTIFICATES OF PARTICIPATION/ LEASES</u>	
PENINSULA FAMILY YMCA	-	-	-	6,500,000	1
PORTOLA VALLEY ELEMENTARY SCHOOL DISTRICT (CSBAFC) ¹¹	-	-	-	-	-
REDWOOD CITY PUBLIC FINANCING AUTHORITY ¹¹	-	-	43,665,000	-	2
REDWOOD CITY ELEMENTARY SCHOOL DISTRICT (CSBAFC) ¹¹	-	-	-	-	-
SAN BRUNO PARK ELEMENTARY SCHOOL DISTRICT (CSBAFC) ¹¹	-	-	-	-	-
SAN CARLOS REDEVELOPMENT AGENCY	-	8,710,000	-	-	1
SAN CARLOS SCHOOL DISTRICT	-	-	-	1,070,000	1
SAN MATEO CITY SCHOOL DISTRICT	-	-	-	-	-
SAN MATEO COUNTY	-	-	-	63,539,741	1
SAN MATEO COUNTY BOARD OF EDUCATION	-	-	-	6,225,000	1
SAN MATEO COUNTY COMMUNITY COLLEGE DISTRICT	-	-	-	4,940,000	1
SAN MATEO UNION HIGH SCHOOL DISTRICT	-	-	-	-	-
SAN MATEO CITY SCHOOL DISTRICT (CSBAFC) ¹¹	-	-	-	-	-
SEQUOIA UNION HIGH SCHOOL DISTRICT (CSBAFC) ¹¹	-	-	-	-	-
SOUTH SAN FRANCISCO	-	-	-	11,200,000	1
SOUTH SAN FRANCISCO UNIFIED SCHOOL DISTRICT	-	-	-	-	-
SOUTH SAN FRANCISCO CAPITAL IMPROVEMENTS FINANCING AUTHORITY	-	-	-	-	-
WOODSIDE SCHOOL DISTRICT	-	-	-	-	-
<u>SANTA BARBARA COUNTY</u>					
COLD SPRING ELEMENTARY SCHOOL DISTRICT (CSBAFC) ¹¹	-	-	-	-	-
GOLETA UNION SCHOOL DISTRICT	-	-	-	-	-
LOMPOC	-	-	-	-	-
LOMPOC UNIFIED SCHOOL DISTRICT (CSBAFC) ¹¹	-	-	-	-	-
MONTECITO WATER DISTRICT	-	-	-	-	-
SANTA BARBARA COUNTY	-	-	-	39,005,000	1
SANTA BARBARA HIGH SCHOOL DISTRICT	-	-	-	-	-

**TABLE A-10
SUMMARY OF 1991 LOCAL DEBT FINANCINGS
BY TYPE OF DEBT INSTRUMENT
(AGGREGATE \$ AMOUNT ISSUED AND NUMBER OF ISSUES¹)**

<u>ISSUER</u>	<u>NOTES COMMERCIAL PAPER/OTHER</u>		<u>GENERAL OBLIGATION BONDS</u>		<u>LIMITED TAX OBLIGATION BONDS</u>		<u>ENTERPRISE REVENUE BONDS</u>		<u>CONDUIT REVENUE BONDS</u>
SANTA BARBARA HOUSING AUTHORITY	635,000	2	-		-		-		-
SANTA BARBARA REDEVELOPMENT AGENCY	-		-		-		-		-
SANTA BARBARA SCHOOL DISTRICT	3,000,000	1	-		-		-		-
SANTA MARIA	5,000,000	1	-		-		-		-
SANTA MARIA-BONITA SCHOOL DISTRICT	-		-		-		-		-
SANTA YNEZ VALLEY UNION HIGH SCHOOL DISTRICT	-		-		-		-		-
SANTA YNEZ VALLEY HIGH SCHOOL DISTRICT (CSBAFC) ¹¹	850,000	1	-		-		-		-
<u>SANTA CLARA COUNTY</u>									
ALUM ROCK UNION ELEMENTARY SCHOOL DISTRICT	-		11,973,360	1	-		-		-
BERRYESSA UNION ELEMENTARY SCHOOL DISTRICT (CSBAFC) ¹¹	4,990,000	1	-		-		-		-
CAMPBELL	-		-		-		-		-
CAMPBELL UNION HIGH SCHOOL DISTRICT (CSBAFC) ¹¹	4,980,000	1	-		-		-		-
CUPERTINO	-		-		-		-		-
CUPERTINO UNION SCHOOL DISTRICT	5,000,000	1	-		-		-		-
EAST SIDE UNION HIGH SCHOOL DISTRICT	2,300,000	1	9,500,000	1	-		-		-
EVERGREEN SCHOOL DISTRICT	-		4,000,000	1	-		-		-
FOOTHILL-DE ANZA COMMUNITY COLLEGE DISTRICT	-		-		-		-		-
FRANKLIN-MCKINLEY ELEMENTARY SCHOOL DISTRICT (CSBAFC) ¹¹	2,440,000	1	-		-		-		-
FRANKLIN-MCKINLEY SCHOOL DISTRICT	-		1,560,000	1	-		-		-
FREMONT UNION HIGH SCHOOL DISTRICT	5,850,000	1	-		-		-		-
GILROY	-		-		-		-		-
GILROY UNIFIED SCHOOL DISTRICT (CSBAFC) ¹¹	4,990,000	1	-		-		-		-
LOS ALTOS SCHOOL DISTRICT	2,450,000	1	-		-		-		-
LOS GATOS UNION ELEMENTARY SCHOOL DISTRICT (CSBAFC) ¹¹	2,750,000	1	-		-		-		-
LOS GATOS-SARATOGA JOINT UNION HIGH SCHOOL DISTRICT (CSBAFC) ¹¹	3,500,000	1	-		-		-		-
MILPITAS	-		-		-		-		-
MILPITAS UNIFIED SCHOOL DISTRICT	3,950,000	1	-		-		-		-

**TABLE A-10
SUMMARY OF 1991 LOCAL DEBT FINANCINGS
BY TYPE OF DEBT INSTRUMENT
(AGGREGATE \$ AMOUNT ISSUED AND NUMBER OF ISSUES¹)**

<u>ISSUER</u>	<u>SPECIAL ASSESSMENT BONDS</u>	<u>TAX ALLOCATION BONDS</u>	<u>PUBLIC LEASE REVENUE/ OTHER BONDS</u>	<u>CERTIFICATES OF PARTICIPATION/ LEASES</u>
SANTA BARBARA HOUSING AUTHORITY	-	-	-	-
SANTA BARBARA REDEVELOPMENT AGENCY	-	38,685,000	1	-
SANTA BARBARA SCHOOL DISTRICT	-	-	-	-
SANTA MARIA	-	-	-	-
SANTA MARIA-BONITA SCHOOL DISTRICT	-	-	-	4,980,000 1
SANTA YNEZ VALLEY UNION HIGH SCHOOL DISTRICT	-	-	-	9,525,000 1
SANTA YNEZ VALLEY HIGH SCHOOL DISTRICT (CSBAFC) ¹¹	-	-	-	-
<u>SANTA CLARA COUNTY</u>				
ALUM ROCK UNION ELEMENTARY SCHOOL DISTRICT	-	-	-	-
BERRYESSA UNION ELEMENTARY SCHOOL DISTRICT (CSBAFC) ¹¹	-	-	-	-
CAMPBELL	-	-	-	30,245,000 1
CAMPBELL UNION HIGH SCHOOL DISTRICT (CSBAFC) ¹¹	-	-	-	-
CUPERTINO	-	-	-	32,970,000 1
CUPERTINO UNION SCHOOL DISTRICT	-	-	-	-
EAST SIDE UNION HIGH SCHOOL DISTRICT	-	-	-	-
EVERGREEN SCHOOL DISTRICT	-	-	-	-
FOOTHILL-DE ANZA COMMUNITY COLLEGE DISTRICT	-	-	-	4,665,000 1
FRANKLIN-MCKINLEY ELEMENTARY SCHOOL DISTRICT (CSBAFC) ¹¹	-	-	-	-
FRANKLIN-MCKINLEY SCHOOL DISTRICT	-	-	-	-
FREMONT UNION HIGH SCHOOL DISTRICT	-	-	-	-
GILROY	4,030,000	1	-	-
GILROY UNIFIED SCHOOL DISTRICT (CSBAFC) ¹¹	-	-	-	-
LOS ALTOS SCHOOL DISTRICT	-	-	-	-
LOS GATOS UNION ELEMENTARY SCHOOL DISTRICT (CSBAFC) ¹¹	-	-	-	-
LOS GATOS-SARATOGA JOINT UNION HIGH SCHOOL DISTRICT (CSBAFC) ¹¹	-	-	-	-
MILPITAS	1,580,215	1	-	-
MILPITAS UNIFIED SCHOOL DISTRICT	-	-	-	-

**TABLE A-10
SUMMARY OF 1991 LOCAL DEBT FINANCINGS
BY TYPE OF DEBT INSTRUMENT
(AGGREGATE \$ AMOUNT ISSUED AND NUMBER OF ISSUES¹)**

<u>ISSUER</u>	<u>NOTES COMMERCIAL PAPER/OTHER</u>	<u>GENERAL OBLIGATION BONDS</u>	<u>LIMITED TAX OBLIGATION BONDS</u>	<u>ENTERPRISE REVENUE BONDS</u>	<u>CONDUIT REVENUE BONDS</u>
MORGAN HILL	-	-	-	5,000,000	1
MORGAN HILL UNIFIED SCHOOL DISTRICT	-	-	-	-	-
MOUNTAIN VIEW-LOS ALTOS UNION HIGH SCHOOL DISTRICT	2,800,000	1	-	-	-
NORTH COUNTY LIBRARY AUTHORITY	-	-	3,645,000	1	-
OAK GROVE ELEMENTARY SCHOOL DISTRICT (CSBAFC) ¹¹	4,990,000	1	-	-	-
ORCHARD SCHOOL DISTRICT (CSBAFC) ¹¹	570,000	1	-	-	-
PALO ALTO UNIFIED SCHOOL DISTRICT (CSBAFC) ¹¹	4,990,000	1	-	-	-
RAVENSWOOD CITY SCHOOL DISTRICT	-	-	-	-	-
SAN JOSE	-	-	-	-	-
SAN JOSE REDEVELOPMENT AGENCY	40,000,000	1	-	-	-
SANTA CLARA	-	-	-	86,960,000	1
SANTA CLARA COUNTY	75,000,000	1	-	-	-
SANTA CLARA COUNTY BOARD OF EDUCATION	1,465,000	1	-	-	-
SANTA CLARA COUNTY HOUSING AUTHORITY	-	-	-	-	4,035,000
SANTA CLARA COUNTY TRANSIT DISTRICT	-	-	34,375,000	1	-
SANTA CLARA UNIFIED SCHOOL DISTRICT	5,000,000	1	-	-	-
SARATOGA UNIFIED SCHOOL DISTRICT	1,700,000	1	-	-	-
SUNNYVALE ELEMENTARY SCHOOL DISTRICT	5,000,000	1	-	-	-
UNION SCHOOL DISTRICT (CSBAFC) ¹¹	3,500,000	1	-	-	-
<u>SANTA CRUZ COUNTY</u>					
BONNY DOON UNION ELEMENTARY SCHOOL DISTRICT	-	1,500,000	1	-	-
SANTA CRUZ	-	-	-	-	-
SANTA CRUZ COUNTY	37,000,000	1	-	-	-
SANTA CRUZ COUNTY HOUSING AUTHORITY	-	-	-	-	13,650,000
SANTA CRUZ METROPOLITAN TRANSIT DISTRICT	2,200,000	1	-	-	-
SANTA CRUZ CITY ELEMENTARY AND HIGH SCHOOL DISTRICT (CSBAFC) ¹¹	4,980,000	1	-	-	-
SANTA CRUZ COUNTY BOARD OF EDUCATION (CSBAFC) ¹¹	2,600,000	1	-	-	-

**TABLE A-10
SUMMARY OF 1991 LOCAL DEBT FINANCINGS
BY TYPE OF DEBT INSTRUMENT
(AGGREGATE \$ AMOUNT ISSUED AND NUMBER OF ISSUES¹)**

<u>ISSUER</u>	<u>SPECIAL ASSESSMENT BONDS</u>	<u>TAX ALLOCATION BONDS</u>	<u>PUBLIC LEASE REVENUE/ OTHER BONDS</u>	<u>CERTIFICATES OF PARTICIPATION/ LEASES</u>
MORGAN HILL	-	-	-	-
MORGAN HILL UNIFIED SCHOOL DISTRICT	-	-	-	6,595,000 1
MOUNTAIN VIEW-LOS ALTOS UNION HIGH SCHOOL DISTRICT	-	-	-	5,925,000 1
NORTH COUNTY LIBRARY AUTHORITY	-	-	-	-
OAK GROVE ELEMENTARY SCHOOL DISTRICT (CSBAFC) ¹¹	-	-	-	-
ORCHARD SCHOOL DISTRICT (CSBAFC) ¹¹	-	-	-	-
PALO ALTO UNIFIED SCHOOL DISTRICT (CSBAFC) ¹¹	-	-	-	-
RAVENSWOOD CITY SCHOOL DISTRICT	-	-	-	2,530,000 1
SAN JOSE	-	-	-	30,225,000 1
SAN JOSE REDEVELOPMENT AGENCY	-	60,000,000 1	-	-
SANTA CLARA	-	-	-	-
SANTA CLARA COUNTY	-	-	-	86,115,000 2
SANTA CLARA COUNTY BOARD OF EDUCATION	-	-	-	-
SANTA CLARA COUNTY HOUSING AUTHORITY	-	-	-	-
SANTA CLARA COUNTY TRANSIT DISTRICT	-	-	-	-
SANTA CLARA UNIFIED SCHOOL DISTRICT	-	-	-	-
SARATOGA UNIFIED SCHOOL DISTRICT	-	-	-	-
SUNNYVALE ELEMENTARY SCHOOL DISTRICT	-	-	-	-
UNION SCHOOL DISTRICT (CSBAFC) ¹¹	-	-	-	-
<u>SANTA CRUZ COUNTY</u>				
BONNY DOON UNION ELEMENTARY SCHOOL DISTRICT	-	-	-	-
SANTA CRUZ	1,539,000 1	-	-	-
SANTA CRUZ COUNTY	-	-	-	22,925,000 1
SANTA CRUZ COUNTY HOUSING AUTHORITY	-	-	-	-
SANTA CRUZ METROPOLITAN TRANSIT DISTRICT	-	-	-	-
SANTA CRUZ CITY ELEMENTARY AND HIGH SCHOOL DISTRICT (CSBAFC) ¹¹	-	-	-	-
SANTA CRUZ COUNTY BOARD OF EDUCATION (CSBAFC) ¹¹	-	-	-	-

**TABLE A-10
SUMMARY OF 1991 LOCAL DEBT FINANCINGS
BY TYPE OF DEBT INSTRUMENT
(AGGREGATE \$ AMOUNT ISSUED AND NUMBER OF ISSUES¹)**

<u>ISSUER</u>	<u>NOTES COMMERCIAL PAPER/OTHER</u>	<u>GENERAL OBLIGATION BONDS</u>	<u>LIMITED TAX OBLIGATION BONDS</u>	<u>ENTERPRISE REVENUE BONDS</u>	<u>CONDUIT REVENUE BONDS</u>
SCOTTS VALLEY	-	-	-	-	-
SCOTTS VALLEY WATER DISTRICT	-	-	-	500,000	1
SCOTTS VALLEY UNION ELEMENTARY SCHOOL DISTRICT (CSBAFC) ¹¹	1,170,000	1	-	-	-
SOQUEL CREEK WATER DISTRICT	-	-	-	3,500,000	1
SOQUEL UNION ELEMENTARY SCHOOL DISTRICT (CSBAFC) ¹¹	1,500,000	1	-	-	-
WATSONVILLE	-	-	-	18,130,000	3
<u>SHASTA COUNTY</u>					
COTTONWOOD WATER DISTRICT	-	-	-	-	-
ENTERPRISE SCHOOL DISTRICT	-	4,740,000	1	-	-
REDDING	-	-	-	-	-
REDDING SCHOOL DISTRICT	-	2,135,000	1	-	-
SHASTA COUNTY (CSAC) ¹¹	4,970,000	1	-	-	-
SHASTA UNION HIGH SCHOOL DISTRICT (CSBAFC) ¹¹	3,750,000	1	-	-	-
<u>SISKIYOU COUNTY</u>					
FORT JONES	325,000	1	-	-	-
MT SHASTA	-	-	-	-	-
SISKIYOU COUNTY (CSAC) ¹¹	4,250,000	1	-	-	-
<u>SOLANO COUNTY</u>					
BENICIA	-	-	-	-	-
BENICIA UNIFIED SCHOOL DISTRICT	-	14,900,000	1	-	-
DIXON UNIFIED SCHOOL DISTRICT	-	-	-	-	-
FAIRFIELD	4,255,000	1	-	-	-
FAIRFIELD PUBLIC FINANCING AUTHORITY ¹¹	8,065,000	1	-	-	-
FAIRFIELD-SUISUN SEWER DISTRICT	-	-	-	39,644,619	1
RIO VISTA REDEVELOPMENT AGENCY	-	-	-	-	-
TRAVIS UNIFIED SCHOOL DISTRICT	-	135,000	2	-	-

**TABLE A-10
SUMMARY OF 1991 LOCAL DEBT FINANCINGS
BY TYPE OF DEBT INSTRUMENT
(AGGREGATE \$ AMOUNT ISSUED AND NUMBER OF ISSUES¹)**

<u>ISSUER</u>	<u>SPECIAL ASSESSMENT BONDS</u>		<u>TAX ALLOCATION BONDS</u>		<u>PUBLIC LEASE REVENUE/ OTHER BONDS</u>	<u>CERTIFICATES OF PARTICIPATION/ LEASES</u>	
SCOTTS VALLEY	1,920,000	2	-		-	-	
SCOTTS VALLEY WATER DISTRICT	-		-		-	-	
SCOTTS VALLEY UNION ELEMENTARY SCHOOL DISTRICT (CSBAFC) ¹¹	-		-		-	-	
SOQUEL CREEK WATER DISTRICT	-		-		-	-	
SOQUEL UNION ELEMENTARY SCHOOL DISTRICT (CSBAFC) ¹¹	-		-		-	-	
WATSONVILLE	-		-		-	-	
<u>SHASTA COUNTY</u>							
COTTONWOOD WATER DISTRICT	434,852	1	-		-	-	
ENTERPRISE SCHOOL DISTRICT	-		-		-	-	
REDDING	956,356	2	-		-	-	
REDDING SCHOOL DISTRICT	-		-		-	-	
SHASTA COUNTY (CSAC) ¹¹	-		-		-	-	
SHASTA UNION HIGH SCHOOL DISTRICT (CSBAFC) ¹¹	-		-		-	-	
<u>SISKIYOU COUNTY</u>							
FORT JONES	-		-		-	-	
MT SHASTA	825,220	1	-		-	-	
SISKIYOU COUNTY (CSAC) ¹¹	-		-		-	-	
<u>SOLANO COUNTY</u>							
BENICIA	-		-		-	13,935,000	1
BENICIA UNIFIED SCHOOL DISTRICT	-		-		-	4,185,000	1
DIXON UNIFIED SCHOOL DISTRICT	-		-		-	5,110,000	1
FAIRFIELD	9,050,302	1	-		-	-	
FAIRFIELD PUBLIC FINANCING AUTHORITY ¹¹	-		-		-	-	
FAIRFIELD-SUISUN SEWER DISTRICT	-		-		-	-	
RIO VISTA REDEVELOPMENT AGENCY	-		920,000	1	-	-	
TRAVIS UNIFIED SCHOOL DISTRICT	-		-		-	-	

**TABLE A-10
SUMMARY OF 1991 LOCAL DEBT FINANCINGS
BY TYPE OF DEBT INSTRUMENT
(AGGREGATE \$ AMOUNT ISSUED AND NUMBER OF ISSUES¹)**

<u>ISSUER</u>	<u>NOTES COMMERCIAL PAPER/OTHER</u>		<u>GENERAL OBLIGATION BONDS</u>		<u>LIMITED TAX OBLIGATION BONDS</u>		<u>ENTERPRISE REVENUE BONDS</u>		<u>CONDUIT REVENUE BONDS</u>
VACAVILLE	4,870,000	1	-		-		-		-
VACAVILLE CFD NO 2	-		-		8,740,000	1	-		-
VALLEJO CFD NO 1991-1	-		-		-		-		-
VALLEJO CITY UNIFIED SCHOOL DISTRICT CFD NO 2	7,350,000	1	-		8,195,000	1	-		-
<u>SONOMA COUNTY</u>									
ANALY UNION HIGH SCHOOL DISTRICT (CSBAFC) ¹¹	1,415,000	1	-		-		-		-
BELLEVUE UNION ELEMENTARY SCHOOL DISTRICT (CSBAFC) ¹¹	1,085,000	1	-		-		-		-
BENNETT VALLEY UNION ELEMENTARY SCHOOL DISTRICT (CSBAFC) ¹¹	655,000	1	-		-		-		-
CINNABAR ELEMENTARY SCHOOL DISTRICT (CSBAFC) ¹¹	150,000	1	-		-		-		-
CLOVERDALE UNIFIED SCHOOL DISTRICT (CSBAFC) ¹¹	1,040,000	1	-		-		-		-
COTATI-ROHNERT PARK UNIFIED SCHOOL DISTRICT	-		12,000,000	1	-		-		-
FORESTVILLE UNION ELEMENTARY SCHOOL DISTRICT (CSBAFC) ¹¹	335,000	1	-		-		-		-
GEYSERVILLE UNIFIED SCHOOL DISTRICT (CSBAFC) ¹¹	550,000	1	-		-		-		-
GRAVENSTEIN UNION ELEMENTARY SCHOOL DISTRICT (CSBAFC) ¹¹	710,000	1	-		-		-		-
GUERNEVILLE ELEMENTARY SCHOOL DISTRICT (CSBAFC) ¹¹	640,000	1	-		-		-		-
HARMONY UNION SCHOOL DISTRICT (CSBAFC) ¹¹	580,000	1	-		-		-		-
HEALDSBURG UNION HIGH SCHOOL DISTRICT	1,600,000	1	-		-		-		-
HEALDSBURG UNION SCHOOL DISTRICT	1,200,000	1	-		-		-		-
HORIZON ELEMENTARY SCHOOL DISTRICT (CSBAFC) ¹¹	160,000	1	-		-		-		-
KENWOOD ELEMENTARY SCHOOL DISTRICT (CSBAFC) ¹¹	185,000	1	-		-		-		-
LIBERTY ELEMENTARY SCHOOL DISTRICT (CSBAFC) ¹¹	65,000	1	-		-		-		-
MARK WEST UNION SCHOOL DISTRICT (CSBAFC) ¹¹	1,000,000	1	-		-		-		-
MONTE RIO UNION ELEMENTARY SCHOOL DISTRICT (CSBAFC) ¹¹	195,000	1	-		-		-		-
OAK GROVE UNION SCHOOL DISTRICT	-		2,400,000	1	-		-		-
OAK GROVE UNION ELEMENTARY SCHOOL DISTRICT (CSBAFC) ¹¹	425,000	1	-		-		-		-
OLD ADOBE UNION ELEMENTARY SCHOOL DISTRICT (CSBAFC) ¹¹	1,250,000	1	-		-		-		-
PETALUMA	-		-		-		-		-

**TABLE A-10
SUMMARY OF 1991 LOCAL DEBT FINANCINGS
BY TYPE OF DEBT INSTRUMENT
(AGGREGATE \$ AMOUNT ISSUED AND NUMBER OF ISSUES¹)**

<u>ISSUER</u>	<u>SPECIAL ASSESSMENT BONDS</u>	<u>TAX ALLOCATION BONDS</u>	<u>PUBLIC LEASE REVENUE/ OTHER BONDS</u>	<u>CERTIFICATES OF PARTICIPATION/ LEASES</u>
VACAVILLE	11,968,900 2	-	-	-
VACAVILLE CFD NO 2	-	-	-	-
VALLEJO CFD NO 1991-1	-	-	12,000,000 1	-
VALLEJO CITY UNIFIED SCHOOL DISTRICT CFD NO 2	-	-	-	-
<u>SONOMA COUNTY</u>				
ANALY UNION HIGH SCHOOL DISTRICT (CSBAFC) ¹¹	-	-	-	-
BELLEVUE UNION ELEMENTARY SCHOOL DISTRICT (CSBAFC) ¹¹	-	-	-	-
BENNETT VALLEY UNION ELEMENTARY SCHOOL DISTRICT (CSBAFC) ¹¹	-	-	-	-
CINNABAR ELEMENTARY SCHOOL DISTRICT (CSBAFC) ¹¹	-	-	-	-
CLOVERDALE UNIFIED SCHOOL DISTRICT (CSBAFC) ¹¹	-	-	-	-
COTATI-ROHNERT PARK UNIFIED SCHOOL DISTRICT	-	-	-	-
FORESTVILLE UNION ELEMENTARY SCHOOL DISTRICT (CSBAFC) ¹¹	-	-	-	-
GEYSERVILLE UNIFIED SCHOOL DISTRICT (CSBAFC) ¹¹	-	-	-	-
GRAVENSTEIN UNION ELEMENTARY SCHOOL DISTRICT (CSBAFC) ¹¹	-	-	-	-
GUERNEVILLE ELEMENTARY SCHOOL DISTRICT (CSBAFC) ¹¹	-	-	-	-
HARMONY UNION SCHOOL DISTRICT (CSBAFC) ¹¹	-	-	-	-
HEALDSBURG UNION HIGH SCHOOL DISTRICT	-	-	-	-
HEALDSBURG UNION SCHOOL DISTRICT	-	-	-	-
HORICON ELEMENTARY SCHOOL DISTRICT (CSBAFC) ¹¹	-	-	-	-
KENWOOD ELEMENTARY SCHOOL DISTRICT (CSBAFC) ¹¹	-	-	-	-
LIBERTY ELEMENTARY SCHOOL DISTRICT (CSBAFC) ¹¹	-	-	-	-
MARK WEST UNION SCHOOL DISTRICT (CSBAFC) ¹¹	-	-	-	-
MONTE RIO UNION ELEMENTARY SCHOOL DISTRICT (CSBAFC) ¹¹	-	-	-	-
OAK GROVE UNION SCHOOL DISTRICT	-	-	-	-
OAK GROVE UNION ELEMENTARY SCHOOL DISTRICT (CSBAFC) ¹¹	-	-	-	-
OLD ADOBE UNION ELEMENTARY SCHOOL DISTRICT (CSBAFC) ¹¹	-	-	-	-
PETALUMA	16,120,000 1	-	-	-

**TABLE A-10
SUMMARY OF 1991 LOCAL DEBT FINANCINGS
BY TYPE OF DEBT INSTRUMENT
(AGGREGATE \$ AMOUNT ISSUED AND NUMBER OF ISSUES¹)**

<u>ISSUER</u>	<u>NOTES COMMERCIAL PAPER/OTHER</u>	<u>GENERAL OBLIGATION BONDS</u>	<u>LIMITED TAX OBLIGATION BONDS</u>	<u>ENTERPRISE REVENUE BONDS</u>	<u>CONDUIT REVENUE BONDS</u>
PINER-OLIVET UNION ELEMENTARY SCHOOL DISTRICT (CSBAFC) ¹¹	890,000 1	-	-	-	-
RINCON VALLEY UNION ELEMENTARY SCHOOL DISTRICT (CSBAFC) ¹¹	2,250,000 1	-	-	-	-
ROHNERT PARK	-	-	-	-	-
ROHNERT PARK COMMUNITY DEVELOPMENT AGENCY	-	-	-	-	-
ROHNERT PARK (CA LGA) ¹¹	3,120,000 1	-	-	-	-
ROSELAND ELEMENTARY SCHOOL DISTRICT (CSBAFC) ¹¹	670,000 1	-	-	-	-
SANTA ROSA	-	-	-	11,810,000 1	-
SANTA ROSA HIGH SCHOOL AND SANTA ROSA SCHOOL DISTRICTS	5,000,000 1	-	-	-	-
SEBASTOPOL COMMUNITY DEVELOPMENT AGENCY	-	-	-	-	-
SEBASTOPOL UNION ELEMENTARY SCHOOL DISTRICT (CSBAFC) ¹¹	810,000 1	-	-	-	-
SONOMA	1,200,000 1	-	-	-	-
SONOMA COMMUNITY DEVELOPMENT AGENCY	-	-	-	-	-
SONOMA COUNTY	16,800,000 1	-	-	-	-
SONOMA COUNTY BOARD OF EDUCATION (CSBAFC) ¹¹	4,130,000 1	-	-	-	-
SONOMA VALLEY UNIFIED SCHOOL DISTRICT	1,325,000 1	-	-	-	-
TWIN HILLS FIRE PROTECTION DISTRICT	-	-	-	-	-
TWIN HILLS UNION ELEMENTARY SCHOOL DISTRICT (CSBAFC) ¹¹	495,000 1	-	-	-	-
WAUGH SCHOOL DISTRICT CFD NO 1	-	-	4,450,000 2	-	-
WILMAR UNION ELEMENTARY SCHOOL DISTRICT (CSBAFC) ¹¹	245,000 1	-	-	-	-
WINDSOR UNION SCHOOL DISTRICT (CSBAFC) ¹¹	1,000,000 1	-	-	-	-
WRIGHT ELEMENTARY SCHOOL DISTRICT (CSBAFC) ¹¹	595,000 1	-	-	-	-

**TABLE A-10
SUMMARY OF 1991 LOCAL DEBT FINANCINGS
BY TYPE OF DEBT INSTRUMENT
(AGGREGATE \$ AMOUNT ISSUED AND NUMBER OF ISSUES¹)**

<u>ISSUER</u>	<u>SPECIAL ASSESSMENT BONDS</u>	<u>TAX ALLOCATION BONDS</u>	<u>PUBLIC LEASE REVENUE/ OTHER BONDS</u>	<u>CERTIFICATES OF PARTICIPATION/ LEASES</u>
PINER-OLIVET UNION ELEMENTARY SCHOOL DISTRICT (CSBAFC) ¹¹	-	-	-	-
RINCON VALLEY UNION ELEMENTARY SCHOOL DISTRICT (CSBAFC) ¹¹	-	-	-	-
ROHNERT PARK	1,447,044 1	-	-	7,000,000 1
ROHNERT PARK COMMUNITY DEVELOPMENT AGENCY	-	13,099,895 1	-	-
ROHNERT PARK (CA LGA) ¹¹	-	-	-	-
ROSELAND ELEMENTARY SCHOOL DISTRICT (CSBAFC) ¹¹	-	-	-	-
SANTA ROSA	-	-	-	-
SANTA ROSA HIGH SCHOOL AND SANTA ROSA SCHOOL DISTRICTS	-	-	-	-
SEBASTOPOL COMMUNITY DEVELOPMENT AGENCY	-	4,000,000 1	-	-
SEBASTOPOL UNION ELEMENTARY SCHOOL DISTRICT (CSBAFC) ¹¹	-	-	-	-
SONOMA	-	-	-	-
SONOMA COMMUNITY DEVELOPMENT AGENCY	-	-	-	2,890,000 1
SONOMA COUNTY	5,075,355 3	-	-	8,985,000 1
SONOMA COUNTY BOARD OF EDUCATION (CSBAFC) ¹¹	-	-	-	-
SONOMA VALLEY UNIFIED SCHOOL DISTRICT	-	-	-	-
TWIN HILLS FIRE PROTECTION DISTRICT	-	-	-	94,054 1
TWIN HILLS UNION ELEMENTARY SCHOOL DISTRICT (CSBAFC) ¹¹	-	-	-	-
WAUGH SCHOOL DISTRICT CFD NO 1	-	-	-	-
WILMAR UNION ELEMENTARY SCHOOL DISTRICT (CSBAFC) ¹¹	-	-	-	-
WINDSOR UNION SCHOOL DISTRICT (CSBAFC) ¹¹	-	-	-	-
WRIGHT ELEMENTARY SCHOOL DISTRICT (CSBAFC) ¹¹	-	-	-	-

**TABLE A-10
SUMMARY OF 1991 LOCAL DEBT FINANCINGS
BY TYPE OF DEBT INSTRUMENT
(AGGREGATE \$ AMOUNT ISSUED AND NUMBER OF ISSUES¹)**

<u>ISSUER</u>	<u>NOTES COMMERCIAL PAPER/OTHER</u>	<u>GENERAL OBLIGATION BONDS</u>	<u>LIMITED TAX OBLIGATION BONDS</u>	<u>ENTERPRISE REVENUE BONDS</u>	<u>CONDUIT REVENUE BONDS</u>
<u>STANISLAUS COUNTY</u>					
MODESTO	-	-	-	-	19,247,000 2
MODESTO CITY SCHOOL DISTRICT	-	-	-	-	-
MODESTO CITY SCHOOLS	-	-	-	-	-
NEWMAN	-	-	-	-	-
OAKDALE UNION ELEMENTARY SCHOOL DISTRICT	-	-	-	-	-
RIVERBANK	-	-	-	-	-
RIVERBANK PUBLIC FINANCING AUTHORITY ¹¹	-	-	-	-	-
SALIDA AREA PUBLIC FACILITIES FINANCING AGENCY CFD NO 88-1	-	-	2,045,000 1	-	-
STANISLAUS COUNTY BOARD OF EDUCATION	5,000,000 1	-	-	-	-
STANISLAUS UNION SCHOOL DISTRICT	-	1,000,000 1	-	-	-
SYLVAN UNION SCHOOL DISTRICT	-	-	-	-	-
WATERFORD	559,182 1	-	-	-	-
<u>SUTTER COUNTY</u>					
COUNTY SUPERVISORS' ASSOCIATION OF CALIFORNIA (SUTTER COUNTY) ¹¹	-	-	-	-	-
SUTTER COMMUNITY SERVICES DISTRICT	-	-	-	-	-
SUTTER COUNTY	-	-	-	-	-
YUBA CITY	-	-	-	-	-
YUBA CITY PUBLIC FINANCING AUTHORITY ¹¹	4,950,000 1	-	-	-	-
YUBA CITY UNIFIED SCHOOL DISTRICT	4,508,334 2	-	-	-	-
<u>TEHAMA COUNTY</u>					
GERBER-LAS FLORES COMMUNITY SERVICES DISTRICT	-	-	-	-	-
RED BLUFF UNION HIGH SCHOOL DISTRICT	-	-	-	-	-
TEHAMA COUNTY	-	-	-	-	-

**TABLE A-10
SUMMARY OF 1991 LOCAL DEBT FINANCINGS
BY TYPE OF DEBT INSTRUMENT
(AGGREGATE \$ AMOUNT ISSUED AND NUMBER OF ISSUES¹)**

<u>ISSUER</u>	<u>SPECIAL ASSESSMENT BONDS</u>		<u>TAX ALLOCATION BONDS</u>		<u>PUBLIC LEASE REVENUE/ OTHER BONDS</u>		<u>CERTIFICATES OF PARTICIPATION/ LEASES</u>		
<u>STANISLAUS COUNTY</u>									
MODESTO	982,853	1	-	-	-	-	24,945,000	1	
MODESTO CITY SCHOOL DISTRICT	-	-	-	-	-	-	392,165	2	
MODESTO CITY SCHOOLS	-	-	-	-	-	-	9,300,000	1	
NEWMAN	-	-	-	-	-	-	3,590,000	1	
OAKDALE UNION ELEMENTARY SCHOOL DISTRICT	-	-	-	-	-	-	5,000,000	1	
RIVERBANK	5,089,893	3	-	-	-	-	1,790,000	2	
RIVERBANK PUBLIC FINANCING AUTHORITY ¹¹	-	-	-	-	6,325,000	2	-	-	
SALIDA AREA PUBLIC FACILITIES FINANCING AGENCY CFD NO 88-1	-	-	-	-	-	-	-	-	
STANISLAUS COUNTY BOARD OF EDUCATION	-	-	-	-	-	-	-	-	
STANISLAUS UNION SCHOOL DISTRICT	-	-	-	-	-	-	-	-	
SYLVAN UNION SCHOOL DISTRICT	-	-	-	-	-	-	11,875,000	1	
WATERFORD	7,252,927	5	-	-	-	-	-	-	
<u>SUTTER COUNTY</u>									
COUNTY SUPERVISORS ASSOCIATION OF CALIFORNIA (SUTTER COUNTY) ¹¹	-	-	-	-	-	-	2,925,000	1	
SUTTER COMMUNITY SERVICES DISTRICT	4,720,369	2	-	-	-	-	-	-	
SUTTER COUNTY	426,145	1	-	-	-	-	-	-	
YUBA CITY	47,827	1	-	-	-	-	-	-	
YUBA CITY PUBLIC FINANCING AUTHORITY ¹¹	-	-	-	-	-	-	-	-	
YUBA CITY UNIFIED SCHOOL DISTRICT	-	-	-	-	-	-	-	-	
<u>TEHAMA COUNTY</u>									
GERBER-LAS FLORES COMMUNITY SERVICES DISTRICT	421,344	1	-	-	-	-	-	-	
RED BLUFF UNION HIGH SCHOOL DISTRICT	-	-	-	-	-	-	2,000,000	1	
TEHAMA COUNTY	-	-	-	-	-	-	3,255,000	2	

**TABLE A-10
SUMMARY OF 1991 LOCAL DEBT FINANCINGS
BY TYPE OF DEBT INSTRUMENT
(AGGREGATE \$ AMOUNT ISSUED AND NUMBER OF ISSUES¹)**

<u>ISSUER</u>	<u>NOTES COMMERCIAL PAPER/OTHER</u>	<u>GENERAL OBLIGATION BONDS</u>	<u>LIMITED TAX OBLIGATION BONDS</u>	<u>ENTERPRISE REVENUE BONDS</u>	<u>CONDUIT REVENUE BONDS</u>
<u>TRINITY COUNTY</u>					
TRINITY COUNTY (CSAC) ¹¹	2,500,000	1	-	-	-
<u>TULARE COUNTY</u>					
BURTON ELEMENTARY SCHOOL DISTRICT (CSBAFC) ¹¹	1,000,000	1	-	-	-
FARMERSVILLE ELEMENTARY SCHOOL DISTRICT (CSBAFC) ¹¹	1,000,000	1	-	-	-
LINDSAY UNIFIED SCHOOL DISTRICT (CSBAFC) ¹¹	2,000,000	1	-	-	-
PONDEROSA COMMUNITY SERVICES DISTRICT	90,000	1	-	-	-
PORTERVILLE ELEMENTARY SCHOOL DISTRICT (CSBAFC) ¹¹	4,500,000	1	-	-	-
PORTERVILLE UNION HIGH SCHOOL DISTRICT (CSBAFC) ¹¹	2,445,000	1	-	-	-
STRATHMORE UNION HIGH SCHOOL DISTRICT (CSBAFC) ¹¹	350,000	1	-	-	-
TERRA BELLA UNION SCHOOL DISTRICT (CCALG) ¹¹	330,000	1	-	-	-
TULARE COUNTY HOUSING AUTHORITY	-	-	-	3,350,000	1
TULARE LOCAL HOSPITAL DISTRICT	-	-	-	13,000,000	1
VISALIA	-	-	-	-	-
VISALIA UNIFIED SCHOOL DISTRICT (CSBAFC) ¹¹	4,000,000	1	-	-	-
WOODLAKE UNION ELEMENTARY SCHOOL DISTRICT (CSBAFC) ¹¹	1,500,000	1	-	-	-
WOODLAKE UNION HIGH SCHOOL DISTRICT (CSBAFC) ¹¹	1,000,000	1	-	-	-
<u>TUOLUMNE COUNTY</u>					
TUOLUMNE COUNTY (CSAC) ¹¹	4,100,000	1	-	-	-
TUOLUMNE REGIONAL WATER DISTRICT	-	-	-	-	-
<u>VENTURA COUNTY</u>					
CALLEGUAS MUNICIPAL WATER DISTRICT	-	-	-	-	-
CANARILLO	-	-	-	-	-
CAMROSA WATER DISTRICT	-	-	-	-	-
CONEJO VALLEY UNIFIED SCHOOL DISTRICT	5,000,000	1	-	-	-
FILLMORE CFD NO 1	-	-	3,650,000	1	-
FILLMORE PUBLIC FINANCING AUTHORITY ¹¹	-	-	-	-	-

**TABLE A-10
SUMMARY OF 1991 LOCAL DEBT FINANCINGS
BY TYPE OF DEBT INSTRUMENT
(AGGREGATE \$ AMOUNT ISSUED AND NUMBER OF ISSUES¹)**

<u>ISSUER</u>	<u>SPECIAL ASSESSMENT BONDS</u>	<u>TAX ALLOCATION BONDS</u>	<u>PUBLIC LEASE REVENUE/ OTHER BONDS</u>	<u>CERTIFICATES OF PARTICIPATION/ LEASES</u>
<u>TRINITY COUNTY</u>				
TRINITY COUNTY (CSAC) ¹¹	-	-	-	-
<u>TULARE COUNTY</u>				
BURTON ELEMENTARY SCHOOL DISTRICT (CSBAFC) ¹¹	-	-	-	-
FARMERSVILLE ELEMENTARY SCHOOL DISTRICT (CSBAFC) ¹¹	-	-	-	-
LINDSAY UNIFIED SCHOOL DISTRICT (CSBAFC) ¹¹	-	-	-	-
PONDEROSA COMMUNITY SERVICES DISTRICT	-	-	-	-
PORTERVILLE ELEMENTARY SCHOOL DISTRICT (CSBAFC) ¹¹	-	-	-	-
PORTERVILLE UNION HIGH SCHOOL DISTRICT (CSBAFC) ¹¹	-	-	-	-
STRATHMORE UNION HIGH SCHOOL DISTRICT (CSBAFC) ¹¹	-	-	-	-
TERRA BELLA UNION SCHOOL DISTRICT (CCALG) ¹¹	-	-	-	-
TULARE COUNTY HOUSING AUTHORITY	-	-	-	-
TULARE LOCAL HOSPITAL DISTRICT	-	-	-	-
VISALIA	-	-	-	6,200,000 1
VISALIA UNIFIED SCHOOL DISTRICT (CSBAFC) ¹¹	-	-	-	-
WOODLAKE UNION ELEMENTARY SCHOOL DISTRICT (CSBAFC) ¹¹	-	-	-	-
WOODLAKE UNION HIGH SCHOOL DISTRICT (CSBAFC) ¹¹	-	-	-	-
<u>TUOLUMNE COUNTY</u>				
TUOLUMNE COUNTY (CSAC) ¹¹	-	-	-	-
TUOLUMNE REGIONAL WATER DISTRICT	-	-	-	1,100,000 1
<u>VENTURA COUNTY</u>				
CALLEGUAS MUNICIPAL WATER DISTRICT	-	-	-	62,575,000 1
CAMARILLO	-	-	-	7,170,000 1
CANROSA WATER DISTRICT	-	-	-	6,125,000 1
CONEJO VALLEY UNIFIED SCHOOL DISTRICT	-	-	-	-
FILLMORE CFD NO 1	-	-	-	-
FILLMORE PUBLIC FINANCING AUTHORITY ¹¹	-	-	6,000,000 1	-

**TABLE A-10
SUMMARY OF 1991 LOCAL DEBT FINANCINGS
BY TYPE OF DEBT INSTRUMENT
(AGGREGATE \$ AMOUNT ISSUED AND NUMBER OF ISSUES¹)**

<u>ISSUER</u>	<u>NOTES COMMERCIAL PAPER/OTHER</u>		<u>GENERAL OBLIGATION BONDS</u>		<u>LIMITED TAX OBLIGATION BONDS</u>		<u>ENTERPRISE REVENUE BONDS</u>		<u>CONDUIT REVENUE BONDS</u>	
MOORPARK UNIFIED SCHOOL DISTRICT	3,100,000	1	-		-		-		-	
OJAI UNIFIED SCHOOL DISTRICT	1,400,000	1	-		-		-		-	
PLEASANT VALLEY SCHOOL DISTRICT (CA LGA) ¹¹	2,100,000	1	-		-		-		-	
SAN BUENAVENTURA	-		-		-		-		20,000,000	1
SANTA PAULA SCHOOL DISTRICT	1,100,000	1	-		-		-		-	
SIMI VALLEY	-		-		-		-		-	
SIMI VALLEY UNIFIED SCHOOL DISTRICT	-		10,000,000	1	-		-		-	
VENTURA COUNTY	50,000,000	1	-		-		-		-	
VENTURA COUNTY COMMUNITY COLLEGE DISTRICT	5,500,000	1	-		-		-		-	
VENTURA UNIFIED SCHOOL DISTRICT	5,000,000	1	-		-		-		-	
<u>YOLO COUNTY</u>										
DAVIS CFD NO 1991-2	-		-		20,000,000	1	-		-	
WASHINGTON UNIFIED SCHOOL DISTRICT	-		-		-		-		-	
WEST SACRAMENTO	-		-		-		-		-	
WEST SACRAMENTO REDEVELOPMENT AGENCY	-		-		-		-		-	
YOLO COUNTY	5,000,000	1	-		-		-		-	
YOLO COUNTY HOUSING AUTHORITY	-		-		-		-		22,420,000	2
YOLO COUNTY BOARD OF EDUCATION (CSBAFC) ¹¹	1,840,000	1	-		-		-		-	
<u>YUBA COUNTY</u>										
YUBA COUNTY	-		-		-		-		-	
<u>MULTIPLE COUNTIES¹⁰</u>										
ABAG FINANCE AUTHORITY FOR NONPROFIT CORPORATIONS	-		-		-		-		-	
ABAG FINANCE CORPORATION (CONCORD, SARATOGA, SANTA CRUZ, SOUTHGATE) ¹¹	-		-		-		-		-	
ABAG FINANCE CORPORATION (MAMMOTH LAKES, WATSONVILLE) ¹¹	-		-		-		-		-	
ABAG FINANCE CORPORATION (ST HELENA) ¹¹	-		-		-		-		-	

**TABLE A-10
SUMMARY OF 1991 LOCAL DEBT FINANCINGS
BY TYPE OF DEBT INSTRUMENT
(AGGREGATE \$ AMOUNT ISSUED AND NUMBER OF ISSUES¹)**

<u>ISSUER</u>	<u>SPECIAL ASSESSMENT BONDS</u>	<u>TAX ALLOCATION BONDS</u>	<u>PUBLIC LEASE REVENUE/ OTHER BONDS</u>	<u>CERTIFICATES OF PARTICIPATION/ LEASES</u>
MOORPARK UNIFIED SCHOOL DISTRICT	-	-	-	-
OJAI UNIFIED SCHOOL DISTRICT	-	-	-	-
PLEASANT VALLEY SCHOOL DISTRICT (CA LGA) ¹¹	-	-	-	-
SAN BUENAVENTURA	2,515,472 1	-	-	-
SANTA PAULA SCHOOL DISTRICT	-	-	-	1,800,000 1
SIMI VALLEY	2,497,756 1	-	-	-
SIMI VALLEY UNIFIED SCHOOL DISTRICT	-	-	-	-
VENTURA COUNTY	7,345,000 1	-	-	-
VENTURA COUNTY COMMUNITY COLLEGE DISTRICT	-	-	-	-
VENTURA UNIFIED SCHOOL DISTRICT	-	-	-	-
<u>YOLO COUNTY</u>				
DAVIS CFD NO 1991-2	-	-	-	-
WASHINGTON UNIFIED SCHOOL DISTRICT	-	-	-	180,710 1
WEST SACRAMENTO	26,900,000 1	-	-	-
WEST SACRAMENTO REDEVELOPMENT AGENCY	-	37,025,000 1	-	-
YOLO COUNTY	-	-	-	-
YOLO COUNTY HOUSING AUTHORITY	-	-	-	-
YOLO COUNTY BOARD OF EDUCATION (CSBAFC) ¹¹	-	-	-	-
<u>YUBA COUNTY</u>				
YUBA COUNTY	-	-	-	3,330,000 1
<u>MULTIPLE COUNTIES¹⁰</u>				
ABAG FINANCE AUTHORITY FOR NONPROFIT CORPORATIONS	-	-	-	44,550,000 3
ABAG FINANCE CORPORATION (CONCORD, SARATOGA, SANTA CRUZ, SOUTHGATE) ¹¹	-	-	-	13,975,000 1
ABAG FINANCE CORPORATION (MAMMOTH LAKES, WATSONVILLE) ¹¹	-	-	-	11,085,000 1
ABAG FINANCE CORPORATION (ST HELENA) ¹¹	-	-	-	4,645,000 1

**TABLE A-10
SUMMARY OF 1991 LOCAL DEBT FINANCINGS
BY TYPE OF DEBT INSTRUMENT
(AGGREGATE \$ AMOUNT ISSUED AND NUMBER OF ISSUES¹)**

<u>ISSUER</u>	<u>NOTES COMMERCIAL PAPER/OTHER</u>		<u>GENERAL OBLIGATION BONDS</u>	<u>LIMITED TAX OBLIGATION BONDS</u>	<u>ENTERPRISE REVENUE BONDS</u>	<u>CONDUIT REVENUE BONDS</u>
ALAMEDA-CONTRA COSTA TRANSIT DISTRICT	8,000,000	1	-	-	-	-
ALLAN HANCOCK JOINT COMMUNITY COLLEGE DISTRICT	-	-	-	-	-	-
ALLAN HANCOCK JOINT COMMUNITY COLLEGE DISTRICT (CSBAFC) ¹¹	3,100,000	1	-	-	-	-
BUTTE COMMUNITY COLLEGE DISTRICT (CSBAFC) ¹¹	4,185,000	1	-	-	-	-
CALIFORNIA CITIES FINANCING CORPORATION (BISHOP, ESCALON, LEMOORE) ¹¹	-	-	-	-	-	-
CALIFORNIA CITIES FINANCING CORPORATION (FORTUNA, SUSANVILLE) ¹¹	-	-	-	-	-	-
CALIFORNIA SCHOOL BOARDS ASSOCIATION FINANCE CORPORATION (PARLIER USD, MENDOTA USD) ¹¹	-	-	-	-	-	-
CALIFORNIA STATEWIDE COMMUNITIES DEVELOPMENT AUTHORITY	-	-	-	-	-	17,625,000
CALISTOGA JOINT UNIFIED SCHOOL DISTRICT (CSBAFC) ¹¹	985,000	1	-	-	-	-
CENTRAL SAN JOAQUIN VALLEY RISK MANAGEMENT AUTHORITY ¹¹	-	-	-	-	-	-
CHAFFEY JOINT UNION HIGH SCHOOL DISTRICT (SBALG) ¹¹	5,000,000	1	-	-	-	-
COACHELLA VALLEY WATER DISTRICT	-	-	-	-	-	-
COALINGA/HURON JOINT UNIFIED SCHOOL DISTRICT (CSBAFC) ¹¹	3,220,000	1	-	-	-	-
COLLEGE OF THE SEQUOIAS COMMUNITY COLLEGE DISTRICT (CSBAFC) ¹¹	4,980,000	1	-	-	-	-
COLTON JOINT UNIFIED SCHOOL DISTRICT (SBALG) ¹¹	5,000,000	1	-	-	-	-
CSDA FINANCE CORPORATION	-	-	-	-	-	-
CSDA FINANCE CORPORATION (AMERICAN CANYON CO WD, ARROWBEAR PARK CO WD, MAMMOTH LAKES FPD, KERN CO PUBLIC CD NO 1, SDAG, STINSON BEACH CO WD, TUOLUMNE CO WD NO 1) ¹¹	-	-	-	-	-	-
CSDA FINANCE CORPORATION (HI-DESERT WD, RIPON CONSOLIDATED WD) ¹¹	-	-	-	-	-	-

**TABLE A-10
SUMMARY OF 1991 LOCAL DEBT FINANCINGS
BY TYPE OF DEBT INSTRUMENT
(AGGREGATE \$ AMOUNT ISSUED AND NUMBER OF ISSUES¹)**

<u>ISSUER</u>	<u>SPECIAL ASSESSMENT BONDS</u>	<u>TAX ALLOCATION BONDS</u>	<u>PUBLIC LEASE REVENUE/ OTHER BONDS</u>	<u>CERTIFICATES OF PARTICIPATION/ LEASES</u>
ALAMEDA-CONTRA COSTA TRANSIT DISTRICT	-	-	-	-
ALLAN HANCOCK JOINT COMMUNITY COLLEGE DISTRICT	-	-	-	1,930,000 1
ALLAN HANCOCK JOINT COMMUNITY COLLEGE DISTRICT (CSBAFC) ¹¹	-	-	-	-
BUTTE COMMUNITY COLLEGE DISTRICT (CSBAFC) ¹¹	-	-	-	-
CALIFORNIA CITIES FINANCING CORPORATION (BISHOP, ESCALON, LEMOORE) ¹¹	-	-	-	3,050,000 1
CALIFORNIA CITIES FINANCING CORPORATION (FORTUNA, SUSANVILLE) ¹¹	-	-	-	3,700,000 1
CALIFORNIA SCHOOL BOARDS ASSOC FINANCE CORP (PARLIER USD, MENDOTA USD) ¹¹	-	-	-	12,135,000 1
CALIFORNIA STATEWIDE COMMUNITIES DEVELOPMENT AUTHORITY	-	-	-	121,165,000 3
CALISTOGA JOINT UNIFIED SCHOOL DISTRICT (CSBAFC) ¹¹	-	-	-	-
CENTRAL SAN JOAQUIN VALLEY RISK MANAGEMENT AUTHORITY ¹¹	-	-	28,410,000 2	-
CHAFFEY JOINT UNION HIGH SCHOOL DISTRICT (SBALG) ¹¹	-	-	-	-
COACHELLA VALLEY WATER DISTRICT	412,005 1	-	-	-
COALINGA/HURON JOINT UNIFIED SCHOOL DISTRICT (CSBAFC) ¹¹	-	-	-	-
COLLEGE OF THE SEQUOIAS COMMUNITY COLLEGE DISTRICT (CSBAFC) ¹¹	-	-	-	-
COLTON JOINT UNIFIED SCHOOL DISTRICT (SBALG) ¹¹	-	-	-	-
CSDA FINANCE CORPORATION	-	-	-	45,095,000 2
CSDA FINANCE CORPORATION (AMERICAN CANYON CO WD, ARROWBEAR PARK CO WD, MAMMOTH LAKES FPD, KERN CO PUBLIC CO NO 1, SDAG, STINSON BEACH CO WD, TUOLUMNE CO WD NO 1) ¹¹	-	-	-	3,670,000 1
CSDA FINANCE CORPORATION (HI-DESERT WD, RIPON CONSOLIDATED WD) ¹¹	-	-	-	4,615,000 1

**TABLE A-10
SUMMARY OF 1991 LOCAL DEBT FINANCINGS
BY TYPE OF DEBT INSTRUMENT
(AGGREGATE \$ AMOUNT ISSUED AND NUMBER OF ISSUES¹)**

<u>ISSUER</u>	<u>NOTES COMMERCIAL PAPER/OTHER</u>	<u>GENERAL OBLIGATION BONDS</u>	<u>LIMITED TAX OBLIGATION BONDS</u>	<u>ENTERPRISE REVENUE BONDS</u>	<u>CONDUIT REVENUE BONDS</u>
CSDA FINANCE CORPORATION (IDYLLWILD WD, ISLA VISTA RECREATION/PARK DIST) ¹¹	-	-	-	-	-
CSDA FINANCE CORPORATION (LOS ANGELES CO WEST MOSQUITO ABATEMENT DIST, MCKINLEYVILLE CSD, RANCHO SIMI RECREATION/PARK DIST) ¹¹	-	-	-	-	-
DAVIS JOINT UNIFIED SCHOOL DISTRICT CFD NO 1	-	-	12,430,000	1	-
DELANO JOINT UNION HIGH SCHOOL DISTRICT	4,200,000	1	-	-	-
DESERT COMMUNITY COLLEGE DISTRICT	4,000,000	1	-	-	-
DRY CREEK JOINT SCHOOL DISTRICT CFD NO 1	-	-	6,135,000	1	-
EAST BAY MUNICIPAL UTILITY DISTRICT	-	-	-	180,000,000	2
FEATHER RIVER COMMUNITY COLLEGE DISTRICT (CSBAFC) ¹¹	1,105,000	1	-	-	-
FULLERTON JOINT UNION HIGH SCHOOL DISTRICT (CSBAFC) ¹¹	4,990,000	1	-	-	-
GAVILAN JOINT COMMUNITY COLLEGE DISTRICT (CSBAFC) ¹¹	3,000,000	1	-	-	-
HANFORD JOINT UNION HIGH SCHOOL DISTRICT (CSBAFC) ¹¹	2,185,000	1	-	-	-
HARTNELL COMMUNITY COLLEGE DISTRICT	4,665,000	1	-	-	-
IMPERIAL IRRIGATION DISTRICT	-	-	-	-	-
JURUPA UNIFIED SCHOOL DISTRICT (CSBAFC) ¹¹	4,990,000	1	-	-	-
KERN COMMUNITY COLLEGE DISTRICT	6,150,000	1	-	-	-
KING CITY JOINT UNION HIGH SCHOOL DISTRICT (CSBAFC) ¹¹	890,000	1	-	-	-
LAKESIDE JOINT SCHOOL DISTRICT (CSBAFC) ¹¹	175,000	1	-	-	-
LATON JOINT UNIFIED SCHOOL DISTRICT (CSBAFC) ¹¹	930,000	1	-	-	-
LIVERMORE VALLEY JOINT UNIFIED SCHOOL DISTRICT	3,600,000	1	-	-	-
LOCAL MEDICAL FACILITIES FINANCING AUTHORITY II	-	-	-	-	-
LOMA PRIETA JOINT UNION ELEMENTARY SCHOOL DISTRICT (CSBAFC) ¹¹	640,000	1	-	-	-
LOWELL JOINT SCHOOL DISTRICT (LACS/CCD) ¹¹	1,200,000	1	-	-	-
MARYSVILLE JOINT UNIFIED SCHOOL DISTRICT	4,250,000	1	-	-	-
METROPOLITAN WATER DISTRICT OF SOUTHERN CALIFORNIA	60,000,000	1	-	300,000,000	1
MODESTO IRRIGATION DISTRICT	-	-	-	-	-
M-S-R PUBLIC POWER AGENCY	-	-	-	117,135,000	1

**TABLE A-10
SUMMARY OF 1991 LOCAL DEBT FINANCINGS
BY TYPE OF DEBT INSTRUMENT
(AGGREGATE \$ AMOUNT ISSUED AND NUMBER OF ISSUES¹)**

<u>ISSUER</u>	<u>SPECIAL ASSESSMENT BONDS</u>	<u>TAX ALLOCATION BONDS</u>	<u>PUBLIC LEASE REVENUE/ OTHER BONDS</u>	<u>CERTIFICATES OF PARTICIPATION/ LEASES</u>
CSDA FINANCE CORPORATION (IDYLLWILD WD, ISLA VISTA RECREATION/PARK DIST) ¹¹	-	-	-	3,510,000 1
CSDA FINANCE CORPORATION (LOS ANGELES CO WEST MOSQUITO ABATEMENT DIST, MCKINLEYVILLE CSD, RANCHO SIMI RECREATION/PARK DIST) ¹¹	-	-	-	6,290,000 1
DAVIS JOINT UNIFIED SCHOOL DISTRICT CFD NO 1	-	-	-	-
DELANO JOINT UNION HIGH SCHOOL DISTRICT	-	-	-	-
DESERT COMMUNITY COLLEGE DISTRICT	-	-	-	-
DRY CREEK JOINT SCHOOL DISTRICT CFD NO 1	-	-	-	-
EAST BAY MUNICIPAL UTILITY DISTRICT	-	-	-	-
FEATHER RIVER COMMUNITY COLLEGE DISTRICT (CSBAFC) ¹¹	-	-	-	-
FULLERTON JOINT UNION HIGH SCHOOL DISTRICT (CSBAFC) ¹¹	-	-	-	-
GAVILAN JOINT COMMUNITY COLLEGE DISTRICT (CSBAFC) ¹¹	-	-	-	-
HANFORD JOINT UNION HIGH SCHOOL DISTRICT (CSBAFC) ¹¹	-	-	-	-
HARTNELL COMMUNITY COLLEGE DISTRICT	-	-	-	-
IMPERIAL IRRIGATION DISTRICT	-	-	-	32,925,000 1
JURUPA UNIFIED SCHOOL DISTRICT (CSBAFC) ¹¹	-	-	-	-
KERN COMMUNITY COLLEGE DISTRICT	-	-	-	-
KING CITY JOINT UNION HIGH SCHOOL DISTRICT (CSBAFC) ¹¹	-	-	-	-
LAKESIDE JOINT SCHOOL DISTRICT (CSBAFC) ¹¹	-	-	-	-
LATON JOINT UNIFIED SCHOOL DISTRICT (CSBAFC) ¹¹	-	-	-	-
LIVERMORE VALLEY JOINT UNIFIED SCHOOL DISTRICT	-	-	-	-
LOCAL MEDICAL FACILITIES FINANCING AUTHORITY II	-	-	-	3,150,000 1
LOMA PRIETA JOINT UNION ELEMENTARY SCHOOL DISTRICT (CSBAFC) ¹¹	-	-	-	-
LOWELL JOINT SCHOOL DISTRICT (LACS/CCD) ¹¹	-	-	-	-
MARYSVILLE JOINT UNIFIED SCHOOL DISTRICT	-	-	-	-
METROPOLITAN WATER DISTRICT OF SOUTHERN CALIFORNIA	-	-	-	-
MODESTO IRRIGATION DISTRICT	-	-	-	54,724,506 1
M-S-R PUBLIC POWER AGENCY	-	-	-	-

**TABLE A-10
SUMMARY OF 1991 LOCAL DEBT FINANCINGS
BY TYPE OF DEBT INSTRUMENT
(AGGREGATE \$ AMOUNT ISSUED AND NUMBER OF ISSUES¹)**

<u>ISSUER</u>	<u>NOTES COMMERCIAL PAPER/OTHER</u>	<u>GENERAL OBLIGATION BONDS</u>	<u>LIMITED TAX OBLIGATION BONDS</u>	<u>ENTERPRISE REVENUE BONDS</u>	<u>CONDUIT REVENUE BONDS</u>
NAPA VALLEY COMMUNITY COLLEGE DISTRICT	2,300,000 1	-	-	-	-
NORTH ORANGE COUNTY COMMUNITY COLLEGE DISTRICT	5,000,000 1	-	-	-	-
PAJARO VALLEY UNIFIED SCHOOL DISTRICT	-	-	-	-	-
PAJARO VALLEY UNIFIED SCHOOL DISTRICT (CSBAFC) ¹¹	4,980,000 1	-	-	-	-
PASO ROBLES JOINT UNION HIGH SCHOOL DISTRICT	1,070,000 1	-	-	-	-
PIERCE JOINT UNIFIED SCHOOL DISTRICT (CSBAFC) ¹¹	1,000,000 1	-	-	-	-
REDWOODS COMMUNITY COLLEGE DISTRICT	1,500,000 1	-	-	-	-
ROSEVILLE JOINT UNION HIGH SCHOOL DISTRICT	-	-	-	-	-
SACRAMENTO MUNICIPAL UTILITY DISTRICT	-	-	-	271,130,000 2	-
SACRAMENTO AREA COUNCIL OF GOVERNMENTS FINANCING CORPORATION	-	-	-	-	-
SAN FRANCISCO BAY AREA RAPID TRANSIT DISTRICT	-	-	56,010,000 1	-	-
SAN GABRIEL VALLEY SCHOOLS FINANCING AUTHORITY	-	-	-	-	-
SAN LUIS OBISPO COUNTY COMMUNITY COLLEGE DISTRICT	-	-	-	-	-
SANTA MARIA JOINT UNION HIGH SCHOOL DISTRICT (CSBAFC) ¹¹	3,500,000 1	-	-	-	-
SHANDON JOINT UNIFIED SCHOOL DISTRICT	-	1,200,000 1	-	-	-
SIERRA JOINT COMMUNITY COLLEGE DISTRICT	-	-	-	-	-
SIERRA JOINT UNION HIGH SCHOOL DISTRICT (CSBAFC) ¹¹	1,360,000 1	-	-	-	-
SOUTHERN CALIFORNIA HOME FINANCING AUTHORITY	-	-	-	-	89,470,838 2
SOUTHERN CALIFORNIA PUBLIC POWER AUTHORITY	100,000 1	-	-	329,595,000 2	-
TAHOE-TRUCKEE UNIFIED SCHOOL DISTRICT	1,500,000 1	-	-	-	-
TRACY JOINT UNION HIGH SCHOOL DISTRICT	1,400,000 1	-	-	-	-
TRUCKEE DONNER PUBLIC UTILITY DISTRICT	-	-	-	-	-
TURLOCK IRRIGATION DISTRICT	-	-	-	-	-
TURLOCK JOINT UNION HIGH SCHOOL DISTRICT	-	-	-	-	-

**TABLE A-10
SUMMARY OF 1991 LOCAL DEBT FINANCINGS
BY TYPE OF DEBT INSTRUMENT
(AGGREGATE \$ AMOUNT ISSUED AND NUMBER OF ISSUES¹)**

<u>ISSUER</u>	<u>SPECIAL ASSESSMENT BONDS</u>	<u>TAX ALLOCATION BONDS</u>	<u>PUBLIC LEASE REVENUE/ OTHER BONDS</u>	<u>CERTIFICATES OF PARTICIPATION/ LEASES</u>
NAPA VALLEY COMMUNITY COLLEGE DISTRICT	-	-	-	-
NORTH ORANGE COUNTY COMMUNITY COLLEGE DISTRICT	-	-	-	-
PAJARO VALLEY UNIFIED SCHOOL DISTRICT	-	-	-	2,480,000 1
PAJARO VALLEY UNIFIED SCHOOL DISTRICT (CSBAFC) ¹¹	-	-	-	-
PASO ROBLES JOINT UNION HIGH SCHOOL DISTRICT	-	-	-	6,860,000 1
PIERCE JOINT UNIFIED SCHOOL DISTRICT (CSBAFC) ¹¹	-	-	-	-
REDWOODS COMMUNITY COLLEGE DISTRICT	-	-	-	-
ROSEVILLE JOINT UNION HIGH SCHOOL DISTRICT	-	-	-	3,740,000 1
SACRAMENTO MUNICIPAL UTILITY DISTRICT	-	-	-	-
SACRAMENTO AREA COUNCIL OF GOVERNMENTS FINANCING CORPORATION	-	-	-	2,675,000 1
SAN FRANCISCO BAY AREA RAPID TRANSIT DISTRICT	-	-	-	-
SAN GABRIEL VALLEY SCHOOLS FINANCING AUTHORITY	-	-	4,979,507 1	-
SAN LUIS OBISPO COUNTY COMMUNITY COLLEGE DISTRICT	-	-	-	4,645,000 1
SANTA MARIA JOINT UNION HIGH SCHOOL DISTRICT (CSBAFC) ¹¹	-	-	-	-
SHANDON JOINT UNIFIED SCHOOL DISTRICT	-	-	-	-
SIERRA JOINT COMMUNITY COLLEGE DISTRICT	-	-	-	3,000,000 1
SIERRA JOINT UNION HIGH SCHOOL DISTRICT (CSBAFC) ¹¹	-	-	-	-
SOUTHERN CALIFORNIA HOME FINANCING AUTHORITY	-	-	-	-
SOUTHERN CALIFORNIA PUBLIC POWER AUTHORITY	-	-	-	-
TAHOE-TRUCKEE UNIFIED SCHOOL DISTRICT	-	-	-	3,225,000 1
TRACY JOINT UNION HIGH SCHOOL DISTRICT	-	-	-	-
TRUCKEE DOWNER PUBLIC UTILITY DISTRICT	-	-	-	10,510,000 1
TURLOCK IRRIGATION DISTRICT	385,663 7	-	-	17,700,000 1
TURLOCK JOINT UNION HIGH SCHOOL DISTRICT	-	-	-	2,800,000 1

**TABLE A-10
SUMMARY OF 1991 LOCAL DEBT FINANCINGS
BY TYPE OF DEBT INSTRUMENT
(AGGREGATE \$ AMOUNT ISSUED AND NUMBER OF ISSUES¹)**

<u>ISSUER</u>	<u>NOTES COMMERCIAL PAPER/OTHER</u>	<u>GENERAL OBLIGATION BONDS</u>	<u>LIMITED TAX OBLIGATION BONDS</u>	<u>ENTERPRISE REVENUE BONDS</u>	<u>CONDUIT REVENUE BONDS</u>
WEST END COMMUNICATIONS FINANCING AUTHORITY	-	-	-	-	-
WEST VALLEY-MISSION COMMUNITY COLLEGE DISTRICT	-	-	-	-	-
WEST VALLEY-MISSION COMMUNITY COLLEGE DISTRICT (CSBAFC) ¹¹	2,500,000 1	-	-	-	-
WINTERS JOINT UNIFIED SCHOOL DISTRICT (CSBAFC) ¹¹	1,125,000 1	-	-	-	-
WOODLAND JOINT UNIFIED SCHOOL DISTRICT (CSBAFC) ¹¹	4,980,000 1	-	-	-	-
YOSEMITE COMMUNITY COLLEGE DISTRICT	-	-	-	-	-
YUBA COMMUNITY COLLEGE DISTRICT	4,400,000 1	-	-	-	-
YUCAIPA JOINT UNIFIED SCHOOL DISTRICT	-	-	-	-	-
Y/S SCHOOL FACILITIES FINANCING AUTHORITY ¹¹	-	-	-	-	-
TOTAL	5,288,377,669 471	622,588,841 64	2,227,991,126 76	3,193,741,780 53	1,347,048,694 69

**TABLE A-10
SUMMARY OF 1991 LOCAL DEBT FINANCINGS
BY TYPE OF DEBT INSTRUMENT
(AGGREGATE \$ AMOUNT ISSUED AND NUMBER OF ISSUES¹)**

ISSUER	SPECIAL	TAX	PUBLIC LEASE	CERTIFICATES OF	
	ASSESSMENT	ALLOCATION	REVENUE/ OTHER BONDS	PARTICIPATION/ LEASES	
	<u>BONDS</u>	<u>BONDS</u>			
WEST END COMMUNICATIONS FINANCING AUTHORITY	-	-	10,850,000	3	-
WEST VALLEY-MISSION COMMUNITY COLLEGE DISTRICT	-	-	-	-	2,500,000 1
WEST VALLEY-MISSION COMMUNITY COLLEGE DISTRICT (CSBAFC) ¹¹	-	-	-	-	-
WINTERS JOINT UNIFIED SCHOOL DISTRICT (CSBAFC) ¹¹	-	-	-	-	-
WOODLAND JOINT UNIFIED SCHOOL DISTRICT (CSBAFC) ¹¹	-	-	-	-	-
YOSEMITE COMMUNITY COLLEGE DISTRICT	-	-	-	-	5,000,000 1
YUBA COMMUNITY COLLEGE DISTRICT	-	-	-	-	-
YUCAIPA JOINT UNIFIED SCHOOL DISTRICT	-	-	-	-	7,300,000 1
Y/S SCHOOL FACILITIES FINANCING AUTHORITY ¹¹	-	-	-	-	15,520,000 2
TOTAL	486,131,026	132 952,450,200	59 731,943,195	40	5,212,807,025 322

**TABLE A-11
SUMMARY OF 1991 LOCAL DEBT FINANCINGS
BY PURPOSE OF THE FINANCING
(AGGREGATE \$ AMOUNT ISSUED AND NUMBER OF ISSUES¹)**

<u>ISSUER</u>	<u>INTERIM FINANCE</u>	<u>SINGLE FAMILY HOUSING</u>	<u>MULTIFAMILY HOUSING</u>	<u>HOSPITALS/ HEALTH CARE</u>	<u>CAPITAL IMPROVEMENTS/ PUBLIC WORKS</u>
<u>ALAMEDA COUNTY</u>					
ALAMEDA	5,800,000	1	-	-	-
ALAMEDA COUNTY	-	-	-	-	3,156,532 1
ALBANY	2,000,000	1	-	-	-
ALBANY CITY UNIFIED SCHOOL DISTRICT (CSBAFC) ¹¹	1,790,000	1	-	-	-
BERKELEY	9,000,000	1	-	-	-
BERKELEY UNIFIED SCHOOL DISTRICT	-	-	-	-	-
CASTRO VALLEY UNIFIED SCHOOL DISTRICT	2,400,000	1	-	-	-
EMERYVILLE REDEVELOPMENT AGENCY	-	-	21,000,000 2	-	-
FREMONT	9,000,000	1	-	-	25,590,000 3
FREMONT UNIFIED SCHOOL DISTRICT	4,600,000	1	-	-	-
HAYWARD	-	-	-	-	7,981,700 2
LIVERMORE	3,200,000	1	9,355,000 1	-	37,180,000 3
NEW HAVEN UNIFIED SCHOOL DISTRICT	-	-	-	-	-
NEWARK UNIFIED SCHOOL DISTRICT	2,000,000	1	-	-	-
OAKLAND	35,000,000	1	65,500,000 2	-	12,000,000 1
ORO LOMA SANITARY DISTRICT	-	-	-	-	12,000,000 1
PIEDMONT UNIFIED SCHOOL DISTRICT	1,150,000	1	-	-	-
PLEASANTON	-	-	-	-	5,570,000 1
PLEASANTON UNIFIED SCHOOL DISTRICT	2,500,000	1	-	-	-
SAN LEANDRO UNIFIED SCHOOL DISTRICT	4,600,000	1	-	-	-
SAN LORENZO UNIFIED SCHOOL DISTRICT	2,000,000	1	-	-	-
UNION CITY	3,100,000	1	-	-	-
<u>ALPINE COUNTY</u>					
ALPINE COUNTY	-	-	-	-	180,000 1
<u>AMADOR COUNTY</u>					
IONE CFD NO 1989-1	-	-	-	-	6,550,000 1
IONE CFD NO 1989-2	-	-	-	-	7,500,000 1

**TABLE A-11
SUMMARY OF 1991 LOCAL DEBT FINANCINGS
BY PURPOSE OF THE FINANCING
(AGGREGATE \$ AMOUNT ISSUED AND NUMBER OF ISSUES¹)**

<u>ISSUER</u>	<u>EDUCATION</u>	<u>REDEVELOPMENT</u>	<u>COMMERCIAL/ INDUSTRIAL DEVELOPMENT</u>	<u>OTHER</u>
<u>ALAMEDA COUNTY</u>				
ALAMEDA	-	-	-	-
ALAMEDA COUNTY	-	-	-	71,080,000 1
ALBANY	-	-	-	-
ALBANY CITY UNIFIED SCHOOL DISTRICT (CSBAFC) ¹¹	-	-	-	-
BERKELEY	-	-	-	-
BERKELEY UNIFIED SCHOOL DISTRICT	7,514,523 3	-	-	-
CASTRO VALLEY UNIFIED SCHOOL DISTRICT	-	-	-	-
EMERYVILLE REDEVELOPMENT AGENCY	-	-	-	-
FREMONT	-	-	-	-
FREMONT UNIFIED SCHOOL DISTRICT	3,510,000 1	-	-	-
HAYWARD	-	-	-	-
LIVERMORE	-	-	-	-
NEW HAVEN UNIFIED SCHOOL DISTRICT	3,710,000 1	-	-	-
NEWARK UNIFIED SCHOOL DISTRICT	-	-	-	-
OAKLAND	-	-	-	-
ORO LOMA SANITARY DISTRICT	-	-	-	-
PIEDMONT UNIFIED SCHOOL DISTRICT	-	-	-	-
PLEASANTON	-	-	-	-
PLEASANTON UNIFIED SCHOOL DISTRICT	16,000,000 2	-	-	-
SAN LEANDRO UNIFIED SCHOOL DISTRICT	-	-	-	-
SAN LORENZO UNIFIED SCHOOL DISTRICT	8,715,000 1	-	-	-
UNION CITY	-	-	-	-
<u>ALPINE COUNTY</u>				
ALPINE COUNTY	-	-	-	-
<u>AMADOR COUNTY</u>				
IONE CFD NO 1989-1	-	-	-	-
IONE CFD NO 1989-2	-	-	-	-

**TABLE A-11
SUMMARY OF 1991 LOCAL DEBT FINANCINGS
BY PURPOSE OF THE FINANCING
(AGGREGATE \$ AMOUNT ISSUED AND NUMBER OF ISSUES¹)**

<u>ISSUER</u>	<u>INTERIM FINANCE</u>	<u>SINGLE FAMILY HOUSING</u>	<u>MULTIFAMILY HOUSING</u>	<u>HOSPITALS/ HEALTH CARE</u>	<u>CAPITAL IMPROVEMENTS/ PUBLIC WORKS</u>
<u>BUTTE COUNTY</u>					
CHICO PUBLIC FINANCING AUTHORITY ¹¹	-	-	-	-	-
CHICO REDEVELOPMENT AGENCY	-	-	-	15,000,000	1
CHICO UNIFIED SCHOOL DISTRICT	-	-	-	-	-
PARADISE	-	-	-	-	2,578,128
THERMALITO UNION ELEMENTARY SCHOOL DISTRICT	-	-	-	-	1
<u>CALAVERAS COUNTY</u>					
BRET HARTE UNION HIGH SCHOOL DISTRICT (CSBAFC) ¹¹	750,000	1	-	-	-
CALAVERAS COUNTY WATER DISTRICT	-	-	-	-	21,187,608
MARK TWAIN UNION ELEMENTARY SCHOOL DISTRICT (CSBAFC) ¹¹	380,000	1	-	-	2
VALLECITO UNION ELEMENTARY SCHOOL DISTRICT (CSBAFC) ¹¹	640,000	1	-	-	-
<u>COLUSA COUNTY</u>					
COLUSA COUNTY (CSAC)	1,700,000	1	-	-	-
<u>CONTRA COSTA COUNTY</u>					
ACALANES UNION HIGH SCHOOL DISTRICT	3,000,000	1	-	-	-
ANTIOCH AREA PUBLIC FACILITIES FINANCING AGENCY CFD NO 1	-	-	-	-	-
ANTIOCH UNIFIED SCHOOL DISTRICT	4,500,000	1	-	-	-
BRENTWOOD UNION SCHOOL DISTRICT	-	-	-	-	-
CENTRAL CONTRA COSTA SANITARY DISTRICT	-	-	-	-	180,725
CLAYTON CFD NO 1990-2	-	-	-	-	1,460,000
CONCORD	-	-	-	-	108,850
CONTRA COSTA COMMUNITY COLLEGE DISTRICT	5,000,000	1	-	-	1
CONTRA COSTA COUNTY	75,000,000	1	-	-	32,788,288
CONTRA COSTA COUNTY CFD NO 1991-1	-	-	-	-	4,555,000
CONTRA COSTA HOME MORTGAGE FINANCE AUTHORITY	-	-	11,817,856	1	-
CONTRA COSTA TRANSPORTATION AUTHORITY	-	-	-	-	200,000,771

**TABLE A-11
SUMMARY OF 1991 LOCAL DEBT FINANCINGS
BY PURPOSE OF THE FINANCING
(AGGREGATE \$ AMOUNT ISSUED AND NUMBER OF ISSUES¹)**

<u>ISSUER</u>	<u>EDUCATION</u>	<u>REDEVELOPMENT</u>	<u>COMMERCIAL/ INDUSTRIAL DEVELOPMENT</u>	<u>OTHER</u>
<u>BUTTE COUNTY</u>				
CHICO PUBLIC FINANCING AUTHORITY ¹¹	-	25,160,000 2	-	-
CHICO REDEVELOPMENT AGENCY	-	-	-	-
CHICO UNIFIED SCHOOL DISTRICT PARADISE	8,000,000 1	-	-	-
THERMALITO UNION ELEMENTARY SCHOOL DISTRICT	206,667 1	-	-	-
<u>CALAVERAS COUNTY</u>				
BRET HARTE UNION HIGH SCHOOL DISTRICT (CSBAFC) ¹¹	-	-	-	-
CALAVERAS COUNTY WATER DISTRICT	-	-	-	-
MARK TWAIN UNION ELEMENTARY SCHOOL DISTRICT (CSBAFC) ¹¹	-	-	-	-
VALLECITO UNION ELEMENTARY SCHOOL DISTRICT (CSBAFC) ¹¹	-	-	-	-
<u>COLUSA COUNTY</u>				
COLUSA COUNTY (CSAC)	-	-	-	-
<u>CONTRA COSTA COUNTY</u>				
ACALANES UNION HIGH SCHOOL DISTRICT	9,000,000 1	-	-	-
ANTIOCH AREA PUBLIC FACILITIES FINANCING AGENCY CFD NO 1	3,490,000 1	-	-	-
ANTIOCH UNIFIED SCHOOL DISTRICT	7,080,505 1	-	-	-
BRENTWOOD UNION SCHOOL DISTRICT	5,000,000 1	-	-	-
CENTRAL CONTRA COSTA SANITARY DISTRICT	-	-	-	-
CLAYTON CFD NO 1990-2	-	-	-	-
CONCORD	-	-	-	-
CONTRA COSTA COMMUNITY COLLEGE DISTRICT	-	-	-	-
CONTRA COSTA COUNTY	-	-	-	-
CONTRA COSTA COUNTY CFD NO 1991-1	-	-	-	-
CONTRA COSTA HOME MORTGAGE FINANCE AUTHORITY	-	-	-	-
CONTRA COSTA TRANSPORTATION AUTHORITY	-	-	-	-

**TABLE A-11
SUMMARY OF 1991 LOCAL DEBT FINANCINGS
BY PURPOSE OF THE FINANCING
(AGGREGATE \$ AMOUNT ISSUED AND NUMBER OF ISSUES¹)**

<u>ISSUER</u>	<u>INTERIM FINANCE</u>	<u>SINGLE FAMILY HOUSING</u>	<u>MULTIFAMILY HOUSING</u>	<u>HOSPITALS/ HEALTH CARE</u>	<u>CAPITAL IMPROVEMENTS/ PUBLIC WORKS</u>
CONTRA COSTA COUNTY BOARD OF EDUCATION (CSBAFC) ¹¹	4,990,000	1	-	-	-
DELTA DIABLO SANITATION DISTRICT	-	-	-	-	17,454,950
EL CERRITO	1,400,000	1	-	-	-
EL CERRITO REDEVELOPMENT AGENCY	-	-	-	-	-
HERCULES	-	-	-	-	2,410,000
MARTINEZ UNIFIED SCHOOL DISTRICT	1,400,000	1	-	-	-
MT DIABLO HOSPITAL DISTRICT	-	-	-	15,000,000	1
MT DIABLO UNIFIED SCHOOL DISTRICT	5,000,000	1	-	-	-
MT DIABLO UNIFIED SCHOOL DISTRICT CFD NO 1	-	-	-	-	-
OAKLEY UNION SCHOOL DISTRICT	-	-	-	-	-
PITTSBURG	-	19,200,000	1	-	-
PITTSBURG FINANCING AUTHORITY	-	-	-	-	11,915,000
PITTSBURG REDEVELOPMENT AGENCY	-	-	-	-	-
PITTSBURG REDEVELOPMENT AGENCY CFD NO 1990-1	-	-	-	-	8,000,000
PITTSBURG UNIFIED SCHOOL DISTRICT	3,500,000	1	-	-	-
PLEASANT HILL REDEVELOPMENT AGENCY	-	-	-	-	-
SAN RAMON	-	-	-	-	19,029,572
SAN RAMON VALLEY UNIFIED SCHOOL DISTRICT	13,275,000	1	-	-	-
WALNUT CREEK ELEMENTARY SCHOOL DISTRICT (CSBAFC) ¹¹	2,905,000	1	-	-	-
<u>DEL NORTE COUNTY</u>					
CRESCENT CITY	-	-	-	-	3,211,900
CRESCENT CITY PUBLIC FINANCING AUTHORITY ¹¹	-	-	-	-	2,500,000
CRESCENT CITY REDEVELOPMENT AGENCY	-	-	-	-	-
DEL NORTE COUNTY	4,600,000	2	-	-	-
DEL NORTE COUNTY UNIFIED SCHOOL DISTRICT	-	-	-	-	-

**TABLE A-11
SUMMARY OF 1991 LOCAL DEBT FINANCINGS
BY PURPOSE OF THE FINANCING
(AGGREGATE \$ AMOUNT ISSUED AND NUMBER OF ISSUES¹)**

<u>ISSUER</u>	<u>EDUCATION</u>	<u>REDEVELOPMENT</u>	<u>COMMERCIAL/ INDUSTRIAL DEVELOPMENT</u>	<u>OTHER</u>
CONTRA COSTA COUNTY BOARD OF EDUCATION (CSBAFC) ¹¹	-	-	-	-
DELTA DIABLO SANITATION DISTRICT	-	-	-	-
EL CERRITO	-	-	-	-
EL CERRITO REDEVELOPMENT AGENCY	-	7,185,000	1	-
HERCULES	-	-	-	-
MARTINEZ UNIFIED SCHOOL DISTRICT	5,070,000	1	-	-
MT DIABLO HOSPITAL DISTRICT	-	-	-	-
MT DIABLO UNIFIED SCHOOL DISTRICT	-	-	-	-
MT DIABLO UNIFIED SCHOOL DISTRICT CFD NO 1	13,300,000	1	-	-
OAKLEY UNION SCHOOL DISTRICT	8,520,000	1	-	-
PITTSBURG	-	-	-	-
PITTSBURG FINANCING AUTHORITY	-	-	-	-
PITTSBURG REDEVELOPMENT AGENCY	-	30,000,000	1	-
PITTSBURG REDEVELOPMENT AGENCY CFD NO 1990-1	-	-	-	-
PITTSBURG UNIFIED SCHOOL DISTRICT	-	-	-	-
PLEASANT HILL REDEVELOPMENT AGENCY	-	9,825,000	1	-
SAN RAMON	-	-	-	-
SAN RAMON VALLEY UNIFIED SCHOOL DISTRICT	39,500,000	2	-	-
WALNUT CREEK ELEMENTARY SCHOOL DISTRICT (CSBAFC) ¹¹	-	-	-	-
<u>DEL NORTE COUNTY</u>				
CRESCENT CITY	-	-	-	-
CRESCENT CITY PUBLIC FINANCING AUTHORITY ¹¹	-	-	-	-
CRESCENT CITY REDEVELOPMENT AGENCY	-	500,000	1	-
DEL NORTE COUNTY	-	-	-	-
DEL NORTE COUNTY UNIFIED SCHOOL DISTRICT	222,466	1	-	-

**TABLE A-11
SUMMARY OF 1991 LOCAL DEBT FINANCINGS
BY PURPOSE OF THE FINANCING
(AGGREGATE \$ AMOUNT ISSUED AND NUMBER OF ISSUES¹)**

<u>ISSUER</u>	<u>INTERIM FINANCE</u>	<u>SINGLE FAMILY HOUSING</u>	<u>MULTIFAMILY HOUSING</u>	<u>HOSPITALS/ HEALTH CARE</u>	<u>CAPITAL IMPROVEMENTS/ PUBLIC WORKS</u>
<u>EL DORADO COUNTY</u>					
BUCKEYE UNION SCHOOL DISTRICT	-	-	-	-	-
GEORGETOWN DIVIDE PUBLIC UTILITY DISTRICT	-	-	-	-	2,024,988 4
GOLD TRAIL UNION SCHOOL DISTRICT	-	-	-	-	-
LAKE TAHOE UNIFIED SCHOOL DISTRICT (CCALG) ¹¹	2,750,000 1	-	-	-	-
RESCUE UNION SCHOOL DISTRICT	-	-	-	-	-
<u>FRESNO COUNTY</u>					
AMERICAN UNION ELEMENTARY SCHOOL DISTRICT (CSBAFC) ¹¹	450,000 1	-	-	-	-
CLOVIS	-	-	-	-	6,000,000 1
CLOVIS UNIFIED SCHOOL DISTRICT	9,400,000 1	-	-	-	-
COALINGA	-	-	-	-	3,799,000 2
COALINGA HOSPITAL DISTRICT	-	-	-	1,170,000 2	-
COALINGA PUBLIC FINANCING AUTHORITY ¹¹	-	-	-	-	17,410,000 2
COALINGA REDEVELOPMENT AGENCY	-	-	-	-	-
FIREBAUGH-LAS DELTAS UNIFIED SCHOOL DISTRICT (CSBAFC) ¹¹	895,000 1	-	-	-	-
FRESNO	12,000,000 1	-	-	19,650,000 1	104,333,482 7
FRESNO COUNTY	53,000,000 1	-	-	-	9,350,000 1
FRESNO COUNTY OFFICE OF EDUCATION (CSBAFC) ¹¹	4,800,000 1	-	-	-	-
FRESNO UNIFIED SCHOOL DISTRICT	35,000,000 1	-	-	-	-
HURON REDEVELOPMENT AGENCY	-	-	-	-	848,000 1
JAMES IRRIGATION DISTRICT	-	-	-	-	2,770,000 1
KINGSBURG	-	-	-	-	2,635,000 1
KINGSBURG PUBLIC FINANCING AUTHORITY ¹¹	-	-	-	-	4,000,000 1
MENDOTA UNIFIED SCHOOL DISTRICT	-	-	-	-	-
ORANGE COVE	-	-	-	-	2,345,000 1
REEDLEY	-	-	4,240,000 1	-	-
SAN JOAQUIN	-	-	-	-	1,703,000 2
SANGER CFD NO 1	-	-	-	-	2,410,000 1

**TABLE A-11
SUMMARY OF 1991 LOCAL DEBT FINANCINGS
BY PURPOSE OF THE FINANCING
(AGGREGATE \$ AMOUNT ISSUED AND NUMBER OF ISSUES¹)**

<u>ISSUER</u>	<u>EDUCATION</u>	<u>REDEVELOPMENT</u>	<u>COMMERCIAL/ INDUSTRIAL DEVELOPMENT</u>	<u>OTHER</u>
<u>EL DORADO COUNTY</u>				
BUCKEYE UNION SCHOOL DISTRICT	4,645,000	1	-	-
GEORGETOWN DIVIDE PUBLIC UTILITY DISTRICT	-	-	-	-
GOLD TRAIL UNION SCHOOL DISTRICT	80,000	1	-	-
LAKE TAHOE UNIFIED SCHOOL DISTRICT (CCALG) ¹¹	-	-	-	-
RESCUE UNION SCHOOL DISTRICT	1,290,884	3	-	-
<u>FRESNO COUNTY</u>				
AMERICAN UNION ELEMENTARY SCHOOL DISTRICT (CSBAFC) ¹¹	-	-	-	-
CLOVIS	-	-	-	-
CLOVIS UNIFIED SCHOOL DISTRICT	49,415,000	2	-	-
COALINGA	-	-	-	-
COALINGA HOSPITAL DISTRICT	-	-	-	-
COALINGA PUBLIC FINANCING AUTHORITY ¹¹	-	-	-	-
COALINGA REDEVELOPMENT AGENCY	-	5,155,000	1	-
FIREBAUGH-LAS DELTAS UNIFIED SCHOOL DISTRICT (CSBAFC) ¹¹	-	-	-	-
FRESNO	-	-	-	-
FRESNO COUNTY	-	-	-	-
FRESNO COUNTY OFFICE OF EDUCATION (CSBAFC) ¹¹	-	-	-	-
FRESNO UNIFIED SCHOOL DISTRICT	47,565,000	3	-	-
HURON REDEVELOPMENT AGENCY	-	-	-	-
JAMES IRRIGATION DISTRICT	-	-	-	-
KINGSBURG	-	-	-	-
KINGSBURG PUBLIC FINANCING AUTHORITY ¹¹	-	-	-	-
MENDOTA UNIFIED SCHOOL DISTRICT	9,300,000	1	-	-
ORANGE COVE	-	-	-	-
REEDLEY	-	-	-	-
SAN JOAQUIN	-	-	-	-
SANGER CFD NO 1	-	-	-	-

**TABLE A-11
SUMMARY OF 1991 LOCAL DEBT FINANCINGS
BY PURPOSE OF THE FINANCING
(AGGREGATE \$ AMOUNT ISSUED AND NUMBER OF ISSUES¹)**

<u>ISSUER</u>	<u>INTERIM FINANCE</u>		<u>SINGLE FAMILY HOUSING</u>	<u>MULTIFAMILY HOUSING</u>	<u>HOSPITALS/ HEALTH CARE</u>	<u>CAPITAL IMPROVEMENTS/ PUBLIC WORKS</u>	
SANGER UNIFIED SCHOOL DISTRICT	3,500,000	1	-	-	-	-	
SANGER (CA LGA) ¹¹	1,000,000	1	-	-	-	-	
SELMA UNIFIED SCHOOL DISTRICT	-		-	-	-	-	
<u>GLENN COUNTY</u>							
GLENN COUNTY (CSAC) ¹¹	2,300,000	1	-	-	-	-	
<u>HUMBOLDT COUNTY</u>							
ARCATA	-		-	-	-	2,700,000	1
EUREKA HIGH SCHOOL DISTRICT	1,650,000	1	-	-	-	-	
EUREKA SCHOOL DISTRICT	1,700,000	1	-	-	-	-	
HUMBOLDT COUNTY	2,800,000	1	-	-	-	850,000	1
<u>IMPERIAL COUNTY</u>							
BRAWLEY	-		-	-	-	712,328	1
EL CENTRO (SDALG) ¹¹	1,500,000	1	-	-	-	-	
HOLTVILLE	-		-	-	-	3,500,000	1
IMPERIAL COUNTY	5,000,000	1	-	1,900,000	1	-	
<u>KERN COUNTY</u>							
ARVIN UNION SCHOOL DISTRICT	-		-	-	-	-	
BAKERSFIELD	-		-	5,997,522	3	4,357,580	1
BAKERSFIELD CITY SCHOOL DISTRICT	-		-	-	-	-	
BEARDSLEY SCHOOL DISTRICT	1,300,000	1	-	-	-	-	
CALIFORNIA CITY REDEVELOPMENT AGENCY	-		-	-	-	-	
DELANO UNION ELEMENTARY SCHOOL DISTRICT (CSBAFC) ¹¹	3,250,000	1	-	-	-	-	
GOLDEN EMPIRE SCHOOLS FINANCING AUTHORITY	-		-	-	-	-	
KERN COUNTY	-		-	-	21,795,000	2	
KERN COUNTY BOARD OF EDUCATION	3,600,000	1	-	-	-	-	
KERN COUNTY HOUSING AUTHORITY	-		20,000,000	1	-	-	

TABLE A-11
SUMMARY OF 1991 LOCAL DEBT FINANCINGS
BY PURPOSE OF THE FINANCING
(AGGREGATE \$ AMOUNT ISSUED AND NUMBER OF ISSUES¹)

<u>ISSUER</u>	<u>EDUCATION</u>	<u>REDEVELOPMENT</u>	<u>COMMERCIAL/ INDUSTRIAL DEVELOPMENT</u>	<u>OTHER</u>
SANGER UNIFIED SCHOOL DISTRICT	-	-	-	-
SANGER (CA LGA) ¹¹	-	-	-	-
SELMA UNIFIED SCHOOL DISTRICT	8,140,000	1	-	-
<u>GLENN COUNTY</u>				
GLENN COUNTY (CSAC) ¹¹	-	-	-	-
<u>HUMBOLDT COUNTY</u>				
ARCATA	-	-	-	-
EUREKA HIGH SCHOOL DISTRICT	-	-	-	-
EUREKA SCHOOL DISTRICT	-	-	-	-
HUMBOLDT COUNTY	-	-	-	-
<u>IMPERIAL COUNTY</u>				
BRAWLEY	-	-	-	-
EL CENTRO (SDALG) ¹¹	-	-	-	-
HOLTVILLE	-	-	-	-
IMPERIAL COUNTY	-	-	-	-
<u>KERN COUNTY</u>				
ARVIN UNION SCHOOL DISTRICT	4,555,000	1	-	-
BAKERSFIELD	-	-	-	-
BAKERSFIELD CITY SCHOOL DISTRICT	4,000,000	1	-	-
BEARDSLEY SCHOOL DISTRICT	-	-	-	-
CALIFORNIA CITY REDEVELOPMENT AGENCY	-	9,000,000	1	-
DELANO UNION ELEMENTARY SCHOOL DISTRICT (CSBAFC) ¹¹	-	-	-	-
GOLDEN EMPIRE SCHOOLS FINANCING AUTHORITY	15,320,000	1	-	-
KERN COUNTY	-	-	-	-
KERN COUNTY BOARD OF EDUCATION	-	-	-	-
KERN COUNTY HOUSING AUTHORITY	-	-	-	-

**TABLE A-11
SUMMARY OF 1991 LOCAL DEBT FINANCINGS
BY PURPOSE OF THE FINANCING
(AGGREGATE \$ AMOUNT ISSUED AND NUMBER OF ISSUES¹)**

<u>ISSUER</u>	<u>INTERIM FINANCE</u>	<u>SINGLE FAMILY HOUSING</u>	<u>MULTIFAMILY HOUSING</u>	<u>HOSPITALS/ HEALTH CARE</u>	<u>CAPITAL IMPROVEMENTS/ PUBLIC WORKS</u>	
KERN HIGH SCHOOL DISTRICT	6,500,000	1	-	-	-	
KERN VALLEY HOSPITAL DISTRICT	-	-	-	20,590,000	1	
LOST HILLS UNION SCHOOL DISTRICT	-	-	-	-	-	
MC FARLAND UNIFIED SCHOOL DISTRICT	1,640,000	1	-	-	-	
NORTH OF RIVER SANITARY DISTRICT NO 1	-	-	-	-	4,652,150	1
RIDGECREST REDEVELOPMENT AGENCY	-	-	4,790,000	1	-	
ROSAMOND COMMUNITY SERVICES DISTRICT	-	-	-	-	11,331,000	1
ROSDALE UNION SCHOOL DISTRICT	-	-	-	-	-	
SIERRA SANDS UNIFIED SCHOOL DISTRICT	2,300,000	1	-	-	-	
STANDARD ELEMENTARY SCHOOL DISTRICT	-	-	-	-	-	
TAFT UNION HIGH SCHOOL DISTRICT	5,000,000	1	-	-	-	
TEHACHAPI CFD NO 90-1	-	-	-	-	2,780,000	1
TEHACHAPI UNIFIED SCHOOL DISTRICT	-	-	-	-	-	
TEHACHAPI UNIFIED SCHOOL DISTRICT (CSBAFC) ¹¹	2,500,000	1	-	-	-	
WASCO	-	-	-	-	739,400	1
WASCO REDEVELOPMENT AGENCY	-	-	-	-	-	
WEST KERN COMMUNITY COLLEGE DISTRICT	1,000,000	1	-	-	-	
WEST SIDE HOSPITAL DISTRICT	-	-	-	4,900,000	1	
<u>KINGS COUNTY</u>						
HANFORD ELEMENTARY SCHOOL DISTRICT (CSBAFC) ¹¹	2,295,000	1	-	-	-	
ISLAND UNION ELEMENTARY SCHOOL DISTRICT (CSBAFC) ¹¹	125,000	1	-	-	-	
KINGS COUNTY	4,980,000	1	-	-	-	
KINGS COUNTY BOARD OF EDUCATION (CSBAFC) ¹¹	1,425,000	1	-	-	-	
KINGS RIVER-HARDWICK UNION ELEMENTARY SCHOOL (CSBAFC) ¹¹	155,000	1	-	-	-	
LEMOORE UNION ELEMENTARY SCHOOL DISTRICT (CSBAFC) ¹¹	1,005,000	1	-	-	-	
LEMOORE UNION HIGH SCHOOL DISTRICT (CSBAFC) ¹¹	1,350,000	1	-	-	-	
PIONEER UNION ELEMENTARY SCHOOL DISTRICT (CSBAFC) ¹¹	300,000	1	-	-	-	
REEF-SUNSET UNIFIED SCHOOL DISTRICT (CSBAFC) ¹¹	1,450,000	1	-	-	-	

**TABLE A-11
SUMMARY OF 1991 LOCAL DEBT FINANCINGS
BY PURPOSE OF THE FINANCING
(AGGREGATE \$ AMOUNT ISSUED AND NUMBER OF ISSUES¹)**

<u>ISSUER</u>	<u>EDUCATION</u>	<u>REDEVELOPMENT</u>	<u>COMMERCIAL/ INDUSTRIAL DEVELOPMENT</u>	<u>OTHER</u>
KERN HIGH SCHOOL DISTRICT	30,320,000	3	-	-
KERN VALLEY HOSPITAL DISTRICT	-	-	-	-
LOST HILLS UNION SCHOOL DISTRICT	2,500,000	1	-	-
MC FARLAND UNIFIED SCHOOL DISTRICT	-	-	-	-
NORTH OF RIVER SANITARY DISTRICT NO 1	-	-	-	-
RIDGECREST REDEVELOPMENT AGENCY	-	-	-	-
ROSAMOND COMMUNITY SERVICES DISTRICT	-	-	-	-
ROSEDALE UNION SCHOOL DISTRICT	2,480,000	1	-	-
SIERRA SANDS UNIFIED SCHOOL DISTRICT	-	-	-	-
STANDARD ELEMENTARY SCHOOL DISTRICT	5,000,000	1	-	-
TAFT UNION HIGH SCHOOL DISTRICT	-	-	-	-
TEHACHAPI CFD NO 90-1	-	-	-	-
TEHACHAPI UNIFIED SCHOOL DISTRICT	3,555,000	1	-	-
TEHACHAPI UNIFIED SCHOOL DISTRICT (CSBAFC) ¹¹	-	-	-	-
WASCO	-	-	-	-
WASCO REDEVELOPMENT AGENCY	-	2,520,000	1	-
WEST KERN COMMUNITY COLLEGE DISTRICT	2,190,000	1	-	-
WEST SIDE HOSPITAL DISTRICT	-	-	-	-
<u>KINGS COUNTY</u>				
HANFORD ELEMENTARY SCHOOL DISTRICT (CSBAFC) ¹¹	-	-	-	-
ISLAND UNION ELEMENTARY SCHOOL DISTRICT (CSBAFC) ¹¹	-	-	-	-
KINGS COUNTY	-	-	-	-
KINGS COUNTY BOARD OF EDUCATION (CSBAFC) ¹¹	-	-	-	-
KINGS RIVER-HARDWICK UNION ELEMENTARY SCHOOL (CSBAFC) ¹¹	-	-	-	-
LEMOORE UNION ELEMENTARY SCHOOL DISTRICT (CSBAFC) ¹¹	-	-	-	-
LEMOORE UNION HIGH SCHOOL DISTRICT (CSBAFC) ¹¹	-	-	-	-
PIONEER UNION ELEMENTARY SCHOOL DISTRICT (CSBAFC) ¹¹	-	-	-	-
REEF-SUNSET UNIFIED SCHOOL DISTRICT (CSBAFC) ¹¹	-	-	-	-

**TABLE A-11
SUMMARY OF 1991 LOCAL DEBT FINANCINGS
BY PURPOSE OF THE FINANCING
(AGGREGATE \$ AMOUNT ISSUED AND NUMBER OF ISSUES¹)**

<u>ISSUER</u>	<u>INTERIM FINANCE</u>	<u>SINGLE FAMILY HOUSING</u>	<u>MULTIFAMILY HOUSING</u>	<u>HOSPITALS/ HEALTH CARE</u>	<u>CAPITAL IMPROVEMENTS/ PUBLIC WORKS</u>
<u>LAKE COUNTY</u>					
CLEARLAKE	550,000	1	-	-	-
LAKE COUNTY	-	-	-	9,075,000	1
<u>LOS ANGELES COUNTY</u>					
ALHAMBRA	3,000,000	1	-	-	-
ALHAMBRA CITY HIGH SCHOOL DISTRICT (LACS/CCD) ¹¹	4,000,000	1	-	-	-
ALHAMBRA CITY SCHOOL DISTRICT (LACS/CCD) ¹¹	4,000,000	1	-	-	-
ANTELOPE VALLEY UNION HIGH SCHOOL DISTRICT	-	-	-	-	-
ANTELOPE VALLEY UNION HIGH SCHOOL DISTRICT (LACS/CCD) ¹¹	4,200,000	1	-	-	-
ANTELOPE VALLEY-EAST KERN WATER AGENCY CFD NO 90-1	-	-	-	-	13,800,000
ARCADIA UNIFIED SCHOOL DISTRICT (LACS/CCD) ¹¹	4,000,000	1	-	-	-
AVALON COMMUNITY IMPROVEMENT AGENCY	-	-	-	-	-
AZUSA UNIFIED SCHOOL DISTRICT (CSBAFC) ¹¹	4,900,000	1	-	-	-
BASSETT UNIFIED SCHOOL DISTRICT (CSBAFC) ¹¹	2,885,000	1	-	-	-
BELL COMMUNITY REDEVELOPMENT AGENCY	-	-	-	-	-
BEVERLY HILLS	10,000,000	1	-	-	-
BEVERLY HILLS UNIFIED SCHOOL DISTRICT (LACS/CCD) ¹¹	3,500,000	1	-	-	-
BONITA UNIFIED SCHOOL DISTRICT (LACS/CCD) ¹¹	3,500,000	1	-	-	-
BURBANK PARKING AUTHORITY CFD NO 1991-1	-	-	-	-	2,030,000
BURBANK UNIFIED SCHOOL DISTRICT (LACS/CCD) ¹¹	4,500,000	1	-	-	-
CASTAIC UNION SCHOOL DISTRICT (CSBAFC) ¹¹	900,000	1	-	-	-
CERRITOS COMMUNITY COLLEGE DISTRICT (LACS/CCD) ¹¹	4,000,000	1	-	-	-
CHARTER OAK UNIFIED SCHOOL DISTRICT (LACS/CCD) ¹¹	5,000,000	2	-	-	-
CITRUS COMMUNITY COLLEGE DISTRICT (LACS/CCD) ¹¹	4,800,000	1	-	-	-
CLAREMONT	4,500,000	1	-	-	-
COMMERCE JOINT POWERS FINANCING AUTHORITY ¹¹	-	-	-	-	-
COMMERCE REDEVELOPMENT AGENCY	-	-	-	-	-
COVINA	-	-	-	-	3,320,000

**TABLE A-11
SUMMARY OF 1991 LOCAL DEBT FINANCINGS
BY PURPOSE OF THE FINANCING
(AGGREGATE \$ AMOUNT ISSUED AND NUMBER OF ISSUES¹)**

<u>ISSUER</u>	<u>EDUCATION</u>	<u>REDEVELOPMENT</u>	<u>COMMERCIAL/ INDUSTRIAL DEVELOPMENT</u>	<u>OTHER</u>
<u>LAKE COUNTY</u>				
CLEARLAKE	-	-	-	-
LAKE COUNTY	-	-	-	-
<u>LOS ANGELES COUNTY</u>				
ALHAMBRA	-	-	-	-
ALHAMBRA CITY HIGH SCHOOL DISTRICT (LACS/CCD) ¹¹	-	-	-	-
ALHAMBRA CITY SCHOOL DISTRICT (LACS/CCD) ¹¹	-	-	-	-
ANTELOPE VALLEY UNION HIGH SCHOOL DISTRICT	5,200,000	1	-	-
ANTELOPE VALLEY UNION HIGH SCHOOL DISTRICT (LACS/CCD) ¹¹	-	-	-	-
ANTELOPE VALLEY-EAST KERN WATER AGENCY CFD NO 90-1	-	-	-	-
ARCADIA UNIFIED SCHOOL DISTRICT (LACS/CCD) ¹¹	-	-	-	-
AVALON COMMUNITY IMPROVEMENT AGENCY	-	11,500,000	1	-
AZUSA UNIFIED SCHOOL DISTRICT (CSBAFC) ¹¹	-	-	-	-
BASSETT UNIFIED SCHOOL DISTRICT (CSBAFC) ¹¹	-	-	-	-
BELL COMMUNITY REDEVELOPMENT AGENCY	-	9,250,000	1	-
BEVERLY HILLS	-	-	-	-
BEVERLY HILLS UNIFIED SCHOOL DISTRICT (LACS/CCD) ¹¹	-	-	-	-
BONITA UNIFIED SCHOOL DISTRICT (LACS/CCD) ¹¹	-	-	-	-
BURBANK PARKING AUTHORITY CFD NO 1991-1	-	-	-	-
BURBANK UNIFIED SCHOOL DISTRICT (LACS/CCD) ¹¹	-	-	-	-
CASTAIC UNION SCHOOL DISTRICT (CSBAFC) ¹¹	-	-	-	-
CERRITOS COMMUNITY COLLEGE DISTRICT (LACS/CCD) ¹¹	-	-	-	-
CHARTER OAK UNIFIED SCHOOL DISTRICT (LACS/CCD) ¹¹	-	-	-	-
CITRUS COMMUNITY COLLEGE DISTRICT (LACS/CCD) ¹¹	-	-	-	-
CLAREMONT	-	-	-	-
COMMERCE JOINT POWERS FINANCING AUTHORITY ¹¹	-	20,770,000	1	-
COMMERCE REDEVELOPMENT AGENCY	-	18,069,113	1	-
COVINA	-	-	-	-

**TABLE A-11
SUMMARY OF 1991 LOCAL DEBT FINANCINGS
BY PURPOSE OF THE FINANCING
(AGGREGATE \$ AMOUNT ISSUED AND NUMBER OF ISSUES¹)**

<u>ISSUER</u>	<u>INTERIM FINANCE</u>		<u>SINGLE FAMILY HOUSING</u>	<u>MULTIFAMILY HOUSING</u>	<u>HOSPITALS/ HEALTH CARE</u>	<u>CAPITAL IMPROVEMENTS/ PUBLIC WORKS</u>	
COVINA-VALLEY UNIFIED SCHOOL DISTRICT	5,000,000	2	-	-	-	-	
CUDAHY REDEVELOPMENT AGENCY	-		-	-	-	-	
CULVER CITY	-		-	-	-	20,500,000	1
CULVER CITY UNIFIED SCHOOL DISTRICT (CSBAFC) ¹¹	3,500,000	1	-	-	-	-	
DIAMOND BAR (CA LGA) ¹¹	1,700,000	1	-	-	-	-	
DUARTE UNIFIED SCHOOL DISTRICT (CSBAFC) ¹¹	2,000,000	1	-	-	-	-	
EL MONTE CITY SCHOOL DISTRICT	-		-	-	-	-	
EL MONTE CITY SCHOOL DISTRICT (LACS/CCD) ¹¹	4,000,000	1	-	-	-	-	
FOOTHILL TRANSIT ZONE	-		-	-	-	30,910,000	2
GARDENA	-		4,300,000	1	-	-	
GARDENA FINANCING AGENCY	-		-	-	-	6,500,000	1
GARVEY SCHOOL DISTRICT	-		-	-	-	-	
GLENDALE	-		-	-	50,000,000	-	1
GLENDALE UNIFIED SCHOOL DISTRICT (LACS/CCD) ¹¹	6,000,000	1	-	-	-	-	
HACIENDA-LA PUENTE UNIFIED SCHOOL DISTRICT (LACS/CCD) ¹¹	5,000,000	1	-	-	-	-	
HAWTHORNE	5,500,000	1	-	-	-	-	
HAWTHORNE COMMUNITY REDEVELOPMENT AGENCY CFD NO 1990-1	-		-	-	-	8,955,000	1
HAWTHORNE COMMUNITY REDEVELOPMENT AGENCY CFD NO 1991-1	-		-	-	-	15,000,000	1
HAWTHORNE ELEMENTARY SCHOOL DISTRICT (LACS/CCD) ¹¹	2,000,000	1	-	-	-	-	
HUNTINGTON PARK	-		-	-	-	-	
INDUSTRY	-		-	-	-	7,315,000	1
INGLEWOOD	-		-	-	71,210,000	33,125,000	1
IRVINDALE PUBLIC FINANCING AUTHORITY CFD NO 1	-		-	-	-	10,000,000	1
LA CANADA FLINTRIDGE	-		-	-	-	1,200,000	1
LA MIRADA REDEVELOPMENT AGENCY	-		-	5,565,000	-	-	1
LANCASTER CFD NO 91-1	-		-	-	-	5,830,000	1
LANCASTER CFD NO 91-2	-		-	-	-	9,000,000	1

TABLE A-11
SUMMARY OF 1991 LOCAL DEBT FINANCINGS
BY PURPOSE OF THE FINANCING
(AGGREGATE \$ AMOUNT ISSUED AND NUMBER OF ISSUES¹)

<u>ISSUER</u>	<u>EDUCATION</u>	<u>REDEVELOPMENT</u>	<u>COMMERCIAL/ INDUSTRIAL DEVELOPMENT</u>	<u>OTHER</u>
COVINA-VALLEY UNIFIED SCHOOL DISTRICT	-	-	-	-
CUDAHY REDEVELOPMENT AGENCY	-	2,000,000	1	-
CULVER CITY	-	-	-	-
CULVER CITY UNIFIED SCHOOL DISTRICT (CSBAFC) ¹¹	-	-	-	-
DIAMOND BAR (CA LGA) ¹¹	-	-	-	-
DUARTE UNIFIED SCHOOL DISTRICT (CSBAFC) ¹¹	-	-	-	-
EL MONTE CITY SCHOOL DISTRICT	3,360,000	1	-	-
EL MONTE CITY SCHOOL DISTRICT (LACS/CCD) ¹¹	-	-	-	-
FOOTHILL TRANSIT ZONE	-	-	-	-
GARDENA	-	-	-	-
GARDENA FINANCING AGENCY	-	-	-	-
GARVEY SCHOOL DISTRICT	88,152	1	-	-
GLENDALE	-	-	-	-
GLENDALE UNIFIED SCHOOL DISTRICT (LACS/CCD) ¹¹	-	-	-	-
HACIENDA-LA PUENTE UNIFIED SCHOOL DISTRICT (LACS/CCD) ¹¹	-	-	-	-
HAWTHORNE	-	-	-	-
HAWTHORNE COMMUNITY REDEVELOPMENT AGENCY CFD NO 1990-1	-	-	-	-
HAWTHORNE COMMUNITY REDEVELOPMENT AGENCY CFD NO 1991-1	-	-	-	-
HAWTHORNE ELEMENTARY SCHOOL DISTRICT (LACS/CCD) ¹¹	-	-	-	-
HUNTINGTON PARK	-	2,850,000	1	-
INDUSTRY	-	-	-	-
INGLEWOOD	-	-	-	-
IRVINDALE PUBLIC FINANCING AUTHORITY CFD NO 1	-	-	-	-
LA CANADA FLINTRIDGE	-	-	-	-
LA MIRADA REDEVELOPMENT AGENCY	-	-	-	-
LANCASTER CFD NO 91-1	-	-	-	-
LANCASTER CFD NO 91-2	-	-	-	-

**TABLE A-11
SUMMARY OF 1991 LOCAL DEBT FINANCINGS
BY PURPOSE OF THE FINANCING
(AGGREGATE \$ AMOUNT ISSUED AND NUMBER OF ISSUES¹)**

<u>ISSUER</u>	<u>INTERIM FINANCE</u>	<u>SINGLE FAMILY HOUSING</u>	<u>MULTIFAMILY HOUSING</u>	<u>HOSPITALS/ HEALTH CARE</u>	<u>CAPITAL IMPROVEMENTS/ PUBLIC WORKS</u>
LANCASTER REDEVELOPMENT AGENCY	-	-	-	-	-
LANCASTER SCHOOL DISTRICT (LACS/CCD) ¹¹	3,800,000	1	-	-	-
LANCASTER-GRAND TERRACE-HUNTINGTON PARK HOUSING FINANCE AUTHORITY	-	11,285,000	1	-	-
LAS VIRGENES MUNICIPAL WATER DISTRICT	-	-	-	-	60,000,000
LAS VIRGENES UNIFIED SCHOOL DISTRICT (LACS/CCD) ¹¹	4,000,000	1	-	-	-
LAWDALE SCHOOL DISTRICT (LACS/CCD) ¹¹	2,000,000	1	-	-	-
LENNOX SCHOOL DISTRICT (LACS/CCD) ¹¹	1,100,000	1	-	-	-
LITTLE LAKE CITY SCHOOL DISTRICT (LACS/CCD) ¹¹	3,600,000	2	-	-	-
LONG BEACH	32,000,000	1	-	65,000,000	42,392,511
LONG BEACH CFD NO 2	-	-	-	-	5,340,000
LOS ANGELES	-	25,900,000	1	42,650,000	32,230,000
LOS ANGELES COMMUNITY REDEVELOPMENT AGENCY	-	2,400,000	1	-	773,490,000
LOS ANGELES COUNTY	1,300,000,000	1	17,300,000	2	26,995,000
LOS ANGELES COUNTY HOUSING AUTHORITY	-	-	44,410,000	2	-
LOS ANGELES COUNTY SANITATION DISTRICT	-	-	-	-	5,966,233
LOS ANGELES COUNTY SUPERINTENDENT OF SCHOOLS	-	-	-	-	-
LOS ANGELES COUNTY TRANSPORTATION COMMISSION	-	-	-	-	1,131,425,000
LOS ANGELES COUNTY INDUSTRIAL DEVELOPMENT AUTHORITY	-	-	-	-	-
LOS ANGELES DEPARTMENT OF WATER AND POWER	-	-	-	-	575,000,000
LOS ANGELES INDUSTRIAL DEVELOPMENT AUTHORITY	-	-	-	-	-
LOS ANGELES UNIFIED SCHOOL DISTRICT	240,000,000	3	-	-	-
LOS NIETOS SCHOOL DISTRICT (LACS/CCD) ¹¹	1,100,000	1	-	-	-
MANHATTAN BEACH CITY ELEMENTARY SCHOOL DISTRICT (CSBAFC) ¹¹	2,610,000	1	-	-	-
MAYWOOD	-	-	-	-	-
MONROVIA UNIFIED SCHOOL DISTRICT (LACS/CCD) ¹¹	2,000,000	1	-	-	-
MONTEBELLO	7,800,000	1	-	-	-
MONTEBELLO UNIFIED SCHOOL DISTRICT	12,400,000	1	-	-	-
NEWHALL ELEMENTARY SCHOOL DISTRICT	-	-	-	-	-

**TABLE A-11
SUMMARY OF 1991 LOCAL DEBT FINANCINGS
BY PURPOSE OF THE FINANCING
(AGGREGATE \$ AMOUNT ISSUED AND NUMBER OF ISSUES¹)**

<u>ISSUER</u>	<u>EDUCATION</u>	<u>REDEVELOPMENT</u>	<u>COMMERCIAL/ INDUSTRIAL DEVELOPMENT</u>	<u>OTHER</u>
LANCASTER REDEVELOPMENT AGENCY	-	42,760,000	7	-
LANCASTER SCHOOL DISTRICT (LACS/CCD) ¹¹	-	-	-	-
LANCASTER-GRAND TERRACE-HUNTINGTON PARK HOUSING FINANCE AUTHORITY	-	-	-	-
LAS VIRGENES MUNICIPAL WATER DISTRICT	-	-	-	-
LAS VIRGENES UNIFIED SCHOOL DISTRICT (LACS/CCD) ¹¹	-	-	-	-
LAWDALE SCHOOL DISTRICT (LACS/CCD) ¹¹	-	-	-	-
LENNOX SCHOOL DISTRICT (LACS/CCD) ¹¹	-	-	-	-
LITTLE LAKE CITY SCHOOL DISTRICT (LACS/CCD) ¹¹	-	-	-	-
LONG BEACH	-	-	-	-
LONG BEACH CFD NO 2	-	-	-	-
LOS ANGELES	-	-	-	-
LOS ANGELES COMMUNITY REDEVELOPMENT AGENCY	-	134,795,000	4	-
LOS ANGELES COUNTY	-	-	-	-
LOS ANGELES COUNTY HOUSING AUTHORITY	-	-	-	-
LOS ANGELES COUNTY SANITATION DISTRICT	-	-	-	-
LOS ANGELES COUNTY SUPERINTENDENT OF SCHOOLS	20,475,000	1	-	-
LOS ANGELES COUNTY TRANSPORTATION COMMISSION	-	-	-	-
LOS ANGELES COUNTY INDUSTRIAL DEVELOPMENT AUTHORITY	-	-	5,000,000	1
LOS ANGELES DEPARTMENT OF WATER AND POWER	-	-	-	-
LOS ANGELES INDUSTRIAL DEVELOPMENT AUTHORITY	-	-	2,825,000	1
LOS ANGELES UNIFIED SCHOOL DISTRICT	108,110,000	2	-	-
LOS NIETOS SCHOOL DISTRICT (LACS/CCD) ¹¹	-	-	-	-
MANHATTAN BEACH CITY ELEMENTARY SCHOOL (CSBAFC) ¹¹	-	-	-	-
MAYWOOD	-	600,000	1	-
MONROVIA UNIFIED SCHOOL DISTRICT (LACS/CCD) ¹¹	-	-	-	-
MONTEBELLO	-	-	-	-
MONTEBELLO UNIFIED SCHOOL DISTRICT	12,430,000	1	-	-
NEWHALL ELEMENTARY SCHOOL DISTRICT	450,000	1	-	-

**TABLE A-11
SUMMARY OF 1991 LOCAL DEBT FINANCINGS
BY PURPOSE OF THE FINANCING
(AGGREGATE \$ AMOUNT ISSUED AND NUMBER OF ISSUES¹)**

<u>ISSUER</u>	<u>INTERIM FINANCE</u>	<u>SINGLE FAMILY HOUSING</u>	<u>MULTIFAMILY HOUSING</u>	<u>HOSPITALS/ HEALTH CARE</u>	<u>CAPITAL IMPROVEMENTS/ PUBLIC WORKS</u>
NEWHALL ELEMENTARY SCHOOL DISTRICT AND CASTAIC UNION SCHOOL DISTRICT	-	-	-	-	-
NEWHALL ELEMENTARY SCHOOL DISTRICT (CSBAFC) ¹¹	2,250,000	1	-	-	-
PALMDALE CFD NO 91-1	-	-	-	-	7,970,000
PALMDALE COMMUNITY REDEVELOPMENT AGENCY	-	55,885,000	1	-	-
PALMDALE ELEMENTARY SCHOOL DISTRICT	-	-	-	-	-
PALMDALE SCHOOL DISTRICT (LACS/CCD) ¹¹	4,000,000	1	-	-	-
PALMDALE WATER DISTRICT	-	-	-	-	11,540,000
PALOS VERDES LIBRARY DISTRICT	-	-	-	-	16,000,000
PALOS VERDES PENINSULA UNIFIED SCHOOL DISTRICT	5,000,000	1	-	-	-
PARAMOUNT REDEVELOPMENT AGENCY	-	-	-	-	-
PASADENA	10,000,000	1	-	-	22,950,000
PASADENA DEVELOPMENT COMMISSION	-	-	39,400,000	2	-
PASADENA UNIFIED SCHOOL DISTRICT (LACS/CCD) ¹¹	5,000,000	1	-	-	-
POMONA PUBLIC FINANCING AUTHORITY ¹¹	-	-	-	-	-
POMONA UNIFIED SCHOOL DISTRICT	-	-	-	-	-
REDONDO BEACH CITY SCHOOL DISTRICT (LACS/CCD) ¹¹	2,000,000	1	-	-	-
REGIONAL AIRPORTS IMPROVEMENT CORPORATION	-	-	-	-	7,925,000
RIO HONDO COMMUNITY COLLEGE DISTRICT (LACS/CCD) ¹¹	4,500,000	1	-	-	-
ROSEMEAD REDEVELOPMENT AGENCY	-	-	-	-	-
ROWLAND UNIFIED SCHOOL DISTRICT (LACS/CCD) ¹¹	5,000,000	1	-	-	-
SAN DIMAS	-	-	-	-	2,230,000
SAN DIMAS REDEVELOPMENT AGENCY	-	-	-	-	-
SAN FERNANDO PUBLIC FINANCING AUTHORITY ¹¹	-	-	-	-	-
SAN MARINO UNIFIED SCHOOL DISTRICT	500,000	1	-	-	-
SANTA CLARITA	-	-	-	-	2,150,000
SANTA CLARITA PUBLIC FINANCING AUTHORITY ¹¹	-	-	-	-	22,940,000
SANTA CLARITA REDEVELOPMENT AGENCY	-	-	-	-	-
SANTA CLARITA COMMUNITY COLLEGE DISTRICT (CSBAFC) ¹¹	2,015,000	1	-	-	-
SANTA MONICA	-	-	-	-	34,200,000

**TABLE A-11
SUMMARY OF 1991 LOCAL DEBT FINANCINGS
BY PURPOSE OF THE FINANCING
(AGGREGATE \$ AMOUNT ISSUED AND NUMBER OF ISSUES¹)**

<u>ISSUER</u>	<u>EDUCATION</u>	<u>REDEVELOPMENT</u>	<u>COMMERCIAL/ INDUSTRIAL DEVELOPMENT</u>	<u>OTHER</u>
NEWHALL ELEMENTARY SCHOOL DISTRICT AND CASTAIC UNION SCHOOL DISTRICT	4,000,000	1	-	-
NEWHALL ELEMENTARY SCHOOL DISTRICT (CSBAFC) ¹¹	-	-	-	-
PALMDALE CFD NO 91-1	-	-	-	-
PALMDALE COMMUNITY REDEVELOPMENT AGENCY	-	-	-	-
PALMDALE ELEMENTARY SCHOOL DISTRICT	14,560,000	2	-	-
PALMDALE SCHOOL DISTRICT (LACS/CCD) ¹¹	-	-	-	-
PALMDALE WATER DISTRICT	-	-	-	-
PALOS VERDES LIBRARY DISTRICT	-	-	-	-
PALOS VERDES PENINSULA UNIFIED SCHOOL DISTRICT	-	-	-	-
PARAMOUNT REDEVELOPMENT AGENCY	-	34,640,000	1	-
PASADENA	-	-	-	-
PASADENA DEVELOPMENT COMMISSION	-	-	-	-
PASADENA UNIFIED SCHOOL DISTRICT (LACS/CCD) ¹¹	-	-	-	-
POMONA PUBLIC FINANCING AUTHORITY ¹¹	-	51,500,000	1	-
POMONA UNIFIED SCHOOL DISTRICT	5,000,000	1	-	-
REDONDO BEACH CITY SCHOOL DISTRICT (LACS/CCD) ¹¹	-	-	-	-
REGIONAL AIRPORTS IMPROVEMENT CORPORATION	-	-	-	-
RIO HONDO COMMUNITY COLLEGE DISTRICT (LACS/CCD) ¹¹	-	-	-	-
ROSEHEAD REDEVELOPMENT AGENCY	-	11,725,240	1	-
ROWLAND UNIFIED SCHOOL DISTRICT (LACS/CCD) ¹¹	-	-	-	-
SAN DIMAS	-	-	-	-
SAN DIMAS REDEVELOPMENT AGENCY	-	8,020,000	1	-
SAN FERNANDO PUBLIC FINANCING AUTHORITY ¹¹	-	6,960,000	1	-
SAN MARINO UNIFIED SCHOOL DISTRICT	-	-	-	-
SANTA CLARITA	-	-	-	-
SANTA CLARITA PUBLIC FINANCING AUTHORITY ¹¹	-	-	-	-
SANTA CLARITA REDEVELOPMENT AGENCY	-	22,940,000	1	-
SANTA CLARITA COMMUNITY COLLEGE DISTRICT (CSBAFC) ¹¹	-	-	-	-
SANTA MONICA	-	-	-	-

**TABLE A-11
SUMMARY OF 1991 LOCAL DEBT FINANCINGS
BY PURPOSE OF THE FINANCING
(AGGREGATE \$ AMOUNT ISSUED AND NUMBER OF ISSUES¹)**

<u>ISSUER</u>	<u>INTERIM FINANCE</u>	<u>SINGLE FAMILY HOUSING</u>	<u>MULTIFAMILY HOUSING</u>	<u>HOSPITALS/ HEALTH CARE</u>	<u>CAPITAL IMPROVEMENTS/ PUBLIC WORKS</u>
SANTA MONICA COMMUNITY COLLEGE DISTRICT	-	-	-	-	-
SANTA MONICA-MALIBU UNIFIED SCHOOL DISTRICT	-	-	-	-	-
SANTA MONICA-MALIBU UNIFIED SCHOOL DISTRICT (LACS/CCD) ¹¹	4,000,000	1	-	-	-
SAUGUS UNION ELEMENTARY SCHOOL DISTRICT (CSBAFC) ¹¹	4,980,000	1	-	-	-
SOLEDAD-AGUA DULCE UNION ELEMENTARY SCHOOL DISTRICT (CSBAFC) ¹¹	635,000	1	-	-	-
SOUTH BAY UNION HIGH SCHOOL DISTRICT (LACS/CCD) ¹¹	2,800,000	1	-	-	-
SOUTH PASADENA UNIFIED SCHOOL DISTRICT (LACS/CCD) ¹¹	1,700,000	1	-	-	-
SOUTHERN CALIFORNIA RAPID TRANSIT DISTRICT	89,000,000	3	-	-	-
SULPHUR SPRINGS UNION SCHOOL DISTRICT	-	-	-	-	-
TEMPLE CITY UNIFIED SCHOOL DISTRICT (LACS/CCD) ¹¹	2,200,000	1	-	-	-
TORRANCE	-	-	-	-	9,470,000
TORRANCE UNIFIED SCHOOL DISTRICT (LACS/CCD) ¹¹	5,000,000	1	-	-	-
WALNUT VALLEY UNIFIED SCHOOL DISTRICT	-	-	-	-	-
WEST BASIN MUNICIPAL WATER DISTRICT	-	-	-	-	115,000,000
WEST HOLLYWOOD	3,400,000	1	-	-	-
WHITTIER	-	-	-	-	2,400,000
WHITTIER CFD NO 1991-1	-	-	-	-	6,270,000
WHITTIER CITY SCHOOL DISTRICT (LACS/CCD) ¹¹	3,100,000	1	-	-	-
WHITTIER UNION HIGH SCHOOL DISTRICT (LACS/CCD) ¹¹	4,500,000	1	-	-	-
WILLIAM S HART UNION HIGH SCHOOL DISTRICT (CSBAFC) ¹¹	4,990,000	1	-	-	-
WILSONA SCHOOL DISTRICT (CSBAFC) ¹¹	1,500,000	1	-	-	-
WISEBURN SCHOOL DISTRICT (CSBAFC) ¹¹	910,000	1	-	-	-
<u>MADERA COUNTY</u>					
MADERA COUNTY	-	-	-	-	9,540,000
MADERA COUNTY BOARD OF EDUCATION	5,000,000	1	-	-	-
MADERA COUNTY (CSAC) ¹¹	3,500,000	1	-	-	-

**TABLE A-11
SUMMARY OF 1991 LOCAL DEBT FINANCINGS
BY PURPOSE OF THE FINANCING
(AGGREGATE \$ AMOUNT ISSUED AND NUMBER OF ISSUES¹)**

<u>ISSUER</u>	<u>EDUCATION</u>	<u>REDEVELOPMENT</u>	<u>COMMERCIAL/ INDUSTRIAL DEVELOPMENT</u>	<u>OTHER</u>
SANTA MONICA COMMUNITY COLLEGE DISTRICT	13,255,000	1	-	-
SANTA MONICA-MALIBU UNIFIED SCHOOL DISTRICT	10,000,000	1	-	-
SANTA MONICA-MALIBU UNIFIED SCHOOL DISTRICT (LACS/CCD) ¹¹	-	-	-	-
SAUGUS UNION ELEMENTARY SCHOOL DISTRICT (CSBAFC) ¹¹	-	-	-	-
SOLEDAD-AGUA DULCE UNION ELEMENTARY SCHOOL DISTRICT (CSBAFC) ¹¹	-	-	-	-
SOUTH BAY UNION HIGH SCHOOL DISTRICT (LACS/CCD) ¹¹	-	-	-	-
SOUTH PASADENA UNIFIED SCHOOL DISTRICT (LACS/CCD) ¹¹	-	-	-	-
SOUTHERN CALIFORNIA RAPID TRANSIT DISTRICT	-	-	-	-
SULPHUR SPRINGS UNION SCHOOL DISTRICT	28,697,476	2	-	-
TEMPLE CITY UNIFIED SCHOOL DISTRICT (LACS/CCD) ¹¹	-	-	-	-
TORRANCE	-	-	-	-
TORRANCE UNIFIED SCHOOL DISTRICT (LACS/CCD) ¹¹	-	-	-	-
WALNUT VALLEY UNIFIED SCHOOL DISTRICT	15,000,000	1	-	-
WEST BASIN MUNICIPAL WATER DISTRICT	-	-	-	-
WEST HOLLYWOOD	-	-	-	-
WHITTIER	-	-	-	-
WHITTIER CFD NO 1991-1	-	-	-	-
WHITTIER CITY SCHOOL DISTRICT (LACS/CCD) ¹¹	-	-	-	-
WHITTIER UNION HIGH SCHOOL DISTRICT (LACS/CCD) ¹¹	-	-	-	-
WILLIAM S HART UNION HIGH SCHOOL DISTRICT (CSBAFC) ¹¹	-	-	-	-
WILSONA SCHOOL DISTRICT (CSBAFC) ¹¹	-	-	-	-
WISEBURN SCHOOL DISTRICT (CSBAFC) ¹¹	-	-	-	-
<u>MADERA COUNTY</u>				
MADERA COUNTY	-	-	-	-
MADERA COUNTY BOARD OF EDUCATION	-	-	-	-
MADERA COUNTY (CSAC) ¹¹	-	-	-	-

**TABLE A-11
SUMMARY OF 1991 LOCAL DEBT FINANCINGS
BY PURPOSE OF THE FINANCING
(AGGREGATE \$ AMOUNT ISSUED AND NUMBER OF ISSUES¹)**

<u>ISSUER</u>	<u>INTERIM FINANCE</u>	<u>SINGLE FAMILY HOUSING</u>	<u>MULTIFAMILY HOUSING</u>	<u>HOSPITALS/ HEALTH CARE</u>	<u>CAPITAL IMPROVEMENTS/ PUBLIC WORKS</u>
<u>MARIN COUNTY</u>					
KENTFIELD ELEMENTARY SCHOOL DISTRICT (CSBAFC) ¹¹	925,000	1	-	-	-
LARKSPUR	-	-	-	-	116,230
MARIN COMMUNITY COLLEGE DISTRICT (CSBAFC) ¹¹	4,980,000	1	-	-	-
MARIN COUNTY	16,500,000	1	-	-	30,062,835
MARIN MUNICIPAL WATER DISTRICT	-	-	-	-	13,500,000
NOVATO	2,100,000	1	-	-	-
NOVATO CFD NO 1	-	-	-	-	27,960,000
NOVATO UNIFIED SCHOOL DISTRICT	-	-	-	-	-
NOVATO UNIFIED SCHOOL DISTRICT (CSBAFC) ¹¹	2,325,000	1	-	-	-
SAN RAFAEL	-	-	-	-	3,365,000
SAN RAFAEL CITY HIGH SCHOOL DISTRICT (CA LGA) ¹¹	2,000,000	1	-	-	-
SAN RAFAEL HIGH SCHOOL DISTRICT	-	-	-	-	-
SAN RAFAEL SANITATION DISTRICT	-	-	-	-	5,010,000
SAN RAFAEL CITY ELEMENTARY SCHOOL DISTRICT (CA LGA) ¹¹	1,600,000	1	-	-	-
STRAWBERRY RECREATION DISTRICT	-	-	-	-	650,000
TIBURON	-	-	-	-	434,264
<u>MENDOCINO COUNTY</u>					
GUALALA COMMUNITY SERVICES DISTRICT	-	-	-	-	937,118
MENDOCINO COUNTY	11,000,000	1	-	-	-
UKIAH UNIFIED SCHOOL DISTRICT	-	-	-	-	-
UKIAH UNIFIED SCHOOL DISTRICT (CSBAFC) ¹¹	4,000,000	1	-	-	-
WILLITS	-	-	-	-	4,710,000
<u>MERCED COUNTY</u>					
ATWATER PUBLIC FINANCING AUTHORITY ¹¹	-	-	-	-	-
DOS PALOS AREA WASTEWATER DISPOSAL JOINT POWERS AGENCY	-	-	-	-	2,577,800

**TABLE A-11
SUMMARY OF 1991 LOCAL DEBT FINANCINGS
BY PURPOSE OF THE FINANCING
(AGGREGATE \$ AMOUNT ISSUED AND NUMBER OF ISSUES¹)**

<u>ISSUER</u>	<u>EDUCATION</u>	<u>REDEVELOPMENT</u>	<u>COMMERCIAL/ INDUSTRIAL DEVELOPMENT</u>	<u>OTHER</u>
<u>MARIN COUNTY</u>				
KENTFIELD ELEMENTARY SCHOOL DISTRICT (CSBAFC) ¹¹	-	-	-	-
LARKSPUR	-	-	-	-
MARIN COMMUNITY COLLEGE DISTRICT (CSBAFC) ¹¹	-	-	-	-
MARIN COUNTY	-	-	-	-
MARIN MUNICIPAL WATER DISTRICT	-	-	-	-
NOVATO	-	-	-	-
NOVATO CFD NO 1	-	-	-	-
NOVATO UNIFIED SCHOOL DISTRICT	2,260,000	1	-	-
NOVATO UNIFIED SCHOOL DISTRICT (CSBAFC) ¹¹	-	-	-	-
SAN RAFAEL	-	-	-	-
SAN RAFAEL CITY HIGH SCHOOL DISTRICT (CA LGA) ¹¹	-	-	-	-
SAN RAFAEL HIGH SCHOOL DISTRICT	73,808	1	-	-
SAN RAFAEL SANITATION DISTRICT	-	-	-	-
SAN RAFAEL CITY ELEMENTARY SCHOOL DISTRICT (CA LGA) ¹¹	-	-	-	-
STRAWBERRY RECREATION DISTRICT	-	-	-	-
TIBURON	-	-	-	-
<u>MENDOCINO COUNTY</u>				
GUALALA COMMUNITY SERVICES DISTRICT	-	-	-	-
MENDOCINO COUNTY	-	-	-	-
UKIAH UNIFIED SCHOOL DISTRICT	743,000	1	-	-
UKIAH UNIFIED SCHOOL DISTRICT (CSBAFC) ¹¹	-	-	-	-
WILLITS	-	-	-	-
<u>MERCED COUNTY</u>				
ATWATER PUBLIC FINANCING AUTHORITY ¹¹	-	5,875,000	1	-
DOS PALOS AREA WASTEWATER DISPOSAL JOINT POWERS AGENCY	-	-	-	-

**TABLE A-11
SUMMARY OF 1991 LOCAL DEBT FINANCINGS
BY PURPOSE OF THE FINANCING
(AGGREGATE \$ AMOUNT ISSUED AND NUMBER OF ISSUES¹)**

<u>ISSUER</u>	<u>INTERIM FINANCE</u>		<u>SINGLE FAMILY HOUSING</u>	<u>MULTIFAMILY HOUSING</u>	<u>HOSPITALS/ HEALTH CARE</u>	<u>CAPITAL IMPROVEMENTS/ PUBLIC WORKS</u>	
MERCED COUNTY (CSAC) ¹¹	5,700,000	1	-	-	-	-	
WINTON WATER AND SANITARY DISTRICT CFD NO 90-1	-		-	-	-	2,650,000	1
<u>MONO COUNTY</u>							
MONO COUNTY	3,950,000	1	-	-	-	-	
MONO COUNTY BOARD OF EDUCATION	3,800,000	1	-	-	-	-	
<u>MONTEREY COUNTY</u>							
ALISAL UNION SCHOOL DISTRICT	-		-	-	-	-	
CARMEL HIGHLANDS FIRE PROTECTION DISTRICT (CCALG) ¹¹	200,000	1	-	-	-	-	
CARMEL UNIFIED SCHOOL DISTRICT (CSBAFC) ¹¹	2,955,000	1	-	-	-	-	
MID CARMEL VALLEY FIRE PROTECTION DISTRICT (CCALG) ¹¹	250,000	1	-	-	-	-	
MONTEREY COUNTY BOARD OF EDUCATION (CSBAFC) ¹¹	4,000,000	1	-	-	-	-	
MONTEREY PENINSULA COMMUNITY COLLEGE DISTRICT (CSBAFC) ¹¹	4,185,000	1	-	-	-	-	
MONTEREY PENINSULA UNIFIED SCHOOL DISTRICT (CSBAFC) ¹¹	4,990,000	1	-	-	-	-	
NORTH MONTEREY COUNTY UNIFIED SCHOOL DISTRICT	3,025,000	1	-	-	-	-	
PACIFIC GROVE UNIFIED SCHOOL DISTRICT (CSBAFC) ¹¹	2,200,000	1	-	-	-	-	
SALINAS	-		-	-	-	18,880,000	2
SALINAS CITY ELEMENTARY SCHOOL DISTRICT (CSBAFC) ¹¹	3,500,000	1	-	-	-	-	
SALINAS REDEVELOPMENT AGENCY	-		-	-	-	435,176	1
SALINAS UNION HIGH SCHOOL DISTRICT (CSBAFC) ¹¹	4,990,000	1	-	-	-	-	
SANTA RITA UNION ELEMENTARY SCHOOL DISTRICT (CSBAFC) ¹¹	1,385,000	1	-	-	-	-	
SEASIDE	1,600,000	1	-	-	-	-	
WASHINGTON UNION SCHOOL DISTRICT	-		-	-	-	-	

**TABLE A-11
SUMMARY OF 1991 LOCAL DEBT FINANCINGS
BY PURPOSE OF THE FINANCING
(AGGREGATE \$ AMOUNT ISSUED AND NUMBER OF ISSUES¹)**

<u>ISSUER</u>	<u>EDUCATION</u>	<u>REDEVELOPMENT</u>	<u>COMMERCIAL/ INDUSTRIAL DEVELOPMENT</u>	<u>OTHER</u>
<u>MERCED COUNTY (CSAC)</u> ¹¹	-	-	-	-
WINTON WATER AND SANITARY DISTRICT CFD NO 90-1	-	-	-	-
<u>MONO COUNTY</u>				
MONO COUNTY	-	-	-	-
MONO COUNTY BOARD OF EDUCATION	-	-	-	-
<u>MONTEREY COUNTY</u>				
ALISAL UNION SCHOOL DISTRICT	4,165,000	1	-	-
CARMEL HIGHLANDS FIRE PROTECTION DISTRICT (CCALG)	-	-	-	
CARMEL UNIFIED SCHOOL DISTRICT (CSBAFC)	-	-	-	
MID CARMEL VALLEY FIRE PROTECTION DISTRICT (CCALG)	-	-	-	
MONTEREY COUNTY BOARD OF EDUCATION (CSBAFC)	-	-	-	
MONTEREY PENINSULA COMMUNITY COLLEGE DISTRICT (CSBAFC)	-	-	-	
MONTEREY PENINSULA UNIFIED SCHOOL DISTRICT (CSBAFC)	-	-	-	
NORTH MONTEREY COUNTY UNIFIED SCHOOL DISTRICT	-	-	-	-
PACIFIC GROVE UNIFIED SCHOOL DISTRICT (CSBAFC)	-	-	-	
SALINAS	-	-	-	-
SALINAS CITY ELEMENTARY SCHOOL DISTRICT (CSBAFC)	-	-	-	
SALINAS REDEVELOPMENT AGENCY	-	-	-	-
SALINAS UNION HIGH SCHOOL DISTRICT (CSBAFC)	-	-	-	
SANTA RITA UNION ELEMENTARY SCHOOL DISTRICT (CSBAFC)	-	-	-	
SEASIDE	-	-	-	-
WASHINGTON UNION SCHOOL DISTRICT	2,500,000	1	-	-

**TABLE A-11
SUMMARY OF 1991 LOCAL DEBT FINANCINGS
BY PURPOSE OF THE FINANCING
(AGGREGATE \$ AMOUNT ISSUED AND NUMBER OF ISSUES¹)**

<u>ISSUER</u>	<u>INTERIM FINANCE</u>	<u>SINGLE FAMILY HOUSING</u>	<u>MULTIFAMILY HOUSING</u>	<u>HOSPITALS/ HEALTH CARE</u>	<u>CAPITAL IMPROVEMENTS/ PUBLIC WORKS</u>
<u>NAPA COUNTY</u>					
NAPA	-	-	-	-	4,570,000 1
NAPA COUNTY	-	-	-	-	1,645,000 1
NAPA COUNTY SUPERINTENDENT OF SCHOOLS	-	-	-	-	-
NAPA COUNTY BOARD OF EDUCATION (CSBAFC) ¹¹	2,435,000 1	-	-	-	-
NAPA VALLEY UNIFIED SCHOOL DISTRICT (CSBAFC) ¹¹	4,990,000 1	-	-	-	-
ST HELENA UNIFIED SCHOOL (CSBAFC) ¹¹	2,045,000 1	-	-	-	-
<u>NEVADA COUNTY</u>					
GRASS VALLEY	-	-	-	18,675,000 1	-
NEVADA CITY	-	-	-	-	2,380,000 1
NEVADA COUNTY	-	-	-	-	27,870,000 2
<u>ORANGE COUNTY</u>					
ANAHEIM	24,000,000 1	-	-	-	110,104,000 3
ANAHEIM CITY SCHOOL DISTRICT (ORANGE CO SD) ¹¹	5,000,000 1	-	-	-	-
BREA PUBLIC FINANCING AUTHORITY ¹¹	-	-	-	-	36,480,000 2
BREA-OLINDA UNIFIED SCHOOL DISTRICT	2,790,000 1	-	-	-	-
CAPISTRANO UNIFIED SCHOOL DISTRICT	10,600,000 1	-	-	-	-
CENTRALIA ELEMENTARY SCHOOL DISTRICT (CSBAFC) ¹¹	3,890,000 1	-	-	-	-
COAST COMMUNITY COLLEGE DISTRICT	3,000,000 1	-	-	-	-
COSTA MESA CFD NO 91-1	-	-	-	-	2,965,000 1
COSTA MESA PUBLIC FINANCING AUTHORITY ¹¹	-	-	-	-	3,225,000 1
CYPRESS	-	8,405,000 1	-	-	6,000,000 1
CYPRESS SCHOOL DISTRICT	-	-	-	-	-
FOUNTAIN VALLEY SCHOOL DISTRICT	3,200,000 1	-	-	-	-
FULLERTON	4,915,000 1	-	-	-	-
FULLERTON SCHOOL DISTRICT (ORANGE CO SD) ¹¹	3,800,000 1	-	-	-	-
HUNTINGTON BEACH	5,000,000 1	-	15,240,000 2	-	-
HUNTINGTON BEACH UNION HIGH SCHOOL DISTRICT	9,000,000 1	-	-	-	-

**TABLE A-11
SUMMARY OF 1991 LOCAL DEBT FINANCINGS
BY PURPOSE OF THE FINANCING
(AGGREGATE \$ AMOUNT ISSUED AND NUMBER OF ISSUES¹)**

<u>ISSUER</u>	<u>EDUCATION</u>	<u>REDEVELOPMENT</u>	<u>COMMERCIAL/ INDUSTRIAL DEVELOPMENT</u>	<u>OTHER</u>
<u>NAPA COUNTY</u>				
NAPA	-	-	-	-
NAPA COUNTY	-	-	-	-
NAPA COUNTY SUPERINTENDENT OF SCHOOLS	165,668	2	-	-
NAPA COUNTY BOARD OF EDUCATION (CSBAFC) ¹¹	-	-	-	-
NAPA VALLEY UNIFIED SCHOOL DISTRICT (CSBAFC) ¹¹	-	-	-	-
ST HELENA UNIFIED SCHOOL (CSBAFC) ¹¹	-	-	-	-
<u>NEVADA COUNTY</u>				
GRASS VALLEY	-	-	-	-
NEVADA CITY	-	-	-	-
NEVADA COUNTY	-	-	-	-
<u>ORANGE COUNTY</u>				
ANAHEIM	-	-	-	-
ANAHEIM CITY SCHOOL DISTRICT (ORANGE CO SD) ¹¹	-	-	-	-
BREA PUBLIC FINANCING AUTHORITY ¹¹	-	176,291,147	3	-
BREA-OLINDA UNIFIED SCHOOL DISTRICT	-	-	-	-
CAPISTRANO UNIFIED SCHOOL DISTRICT	-	-	-	-
CENTRALIA ELEMENTARY SCHOOL DISTRICT (CSBAFC) ¹¹	-	-	-	-
COAST COMMUNITY COLLEGE DISTRICT	-	-	-	-
COSTA MESA CFD NO 91-1	-	-	-	-
COSTA MESA PUBLIC FINANCING AUTHORITY ¹¹	-	-	-	-
CYPRESS	-	-	-	-
CYPRESS SCHOOL DISTRICT	4,770,000	1	-	-
FOUNTAIN VALLEY SCHOOL DISTRICT	-	-	-	-
FULLERTON	-	-	-	-
FULLERTON SCHOOL DISTRICT (ORANGE CO SD) ¹¹	-	-	-	-
HUNTINGTON BEACH	-	-	-	-
HUNTINGTON BEACH UNION HIGH SCHOOL DISTRICT	-	-	-	-

**TABLE A-11
SUMMARY OF 1991 LOCAL DEBT FINANCINGS
BY PURPOSE OF THE FINANCING
(AGGREGATE \$ AMOUNT ISSUED AND NUMBER OF ISSUES¹)**

<u>ISSUER</u>	<u>INTERIM FINANCE</u>	<u>SINGLE FAMILY HOUSING</u>	<u>MULTIFAMILY HOUSING</u>	<u>HOSPITALS/ HEALTH CARE</u>	<u>CAPITAL IMPROVEMENTS/ PUBLIC WORKS</u>		
HUNTINGTON BEACH CITY SCHOOL DISTRICT (ORANGE CO SD) ¹¹	3,100,000	1	-	-	-		
IRVINE	-	-	60,000,000	1	19,235,000	1	
IRVINE RANCH WATER DISTRICT	4,700,000	1	-	-	19,100,000	1	
IRVINE UNIFIED SCHOOL DISTRICT	14,500,000	1	-	-	-	-	
LA HABRA	4,300,000	1	-	-	-	-	
LA HABRA CITY SCHOOL DISTRICT	1,200,000	1	-	-	-	-	
LA PALMA COMMUNITY DEVELOPMENT COMMISSION	-	-	-	-	-	-	
LAGUNA BEACH	-	-	-	-	20,000,000	1	
LAGUNA BEACH UNIFIED SCHOOL DISTRICT	2,750,000	1	-	-	-	-	
LOS ALAMITOS UNIFIED SCHOOL DISTRICT CFD NO 90-1	-	-	-	-	-	-	
NEWPORT BEACH	-	-	-	-	1,282,776	5	
NEWPORT-MESA UNIFIED SCHOOL DISTRICT	17,000,000	1	-	-	-	-	
NEWPORT-MESA UNIFIED SCHOOL DISTRICT CFD NO 90-1	-	-	-	-	-	-	
OCEAN VIEW SCHOOL DISTRICT	3,600,000	1	-	-	-	-	
ORANGE	-	-	-	-	108,620	1	
ORANGE COUNTY	76,000,000	1	-	91,600,000	2	150,993,790	3
ORANGE COUNTY BOARD OF EDUCATION	15,000,000	1	-	-	-	-	
ORANGE COUNTY CFD NO 87-2	-	-	-	-	9,200,000	1	
ORANGE COUNTY LOCAL TRANSPORTATION AUTHORITY	-	-	-	-	104,323,608	2	
ORANGE COUNTY SANITATION DISTRICT 1,2,3,5,6,7,11	-	-	-	-	117,555,000	1	
ORANGE UNIFIED SCHOOL DISTRICT	5,000,000	1	-	-	-	-	
PLACENTIA	3,600,000	1	-	-	-	-	
PLACENTIA UNIFIED SCHOOL DISTRICT (CSBAFC) ¹¹	4,990,000	1	-	-	-	-	
SADDLEBACK COMMUNITY COLLEGE DISTRICT	6,500,000	1	-	-	-	-	
SADDLEBACK VALLEY UNIFIED SCHOOL DISTRICT	11,000,000	1	-	-	-	-	
SADDLEBACK VALLEY UNIFIED SCHOOL DISTRICT CFD NO 89-1	-	-	-	-	-	-	
SADDLEBACK VALLEY UNIFIED SCHOOL DISTRICT CFD NO 89-2	-	-	-	-	-	-	

TABLE A-11
SUMMARY OF 1991 LOCAL DEBT FINANCINGS
BY PURPOSE OF THE FINANCING
(AGGREGATE \$ AMOUNT ISSUED AND NUMBER OF ISSUES¹)

<u>ISSUER</u>	<u>EDUCATION</u>	<u>REDEVELOPMENT</u>	<u>COMMERCIAL/ INDUSTRIAL DEVELOPMENT</u>	<u>OTHER</u>
HUNTINGTON BEACH CITY SCHOOL DISTRICT (ORANGE CO SD) ¹¹	-	-	-	-
IRVINE	-	-	-	-
IRVINE RANCH WATER DISTRICT	-	-	-	-
IRVINE UNIFIED SCHOOL DISTRICT	-	-	-	-
LA HABRA	-	-	-	-
LA HABRA CITY SCHOOL DISTRICT	-	-	-	-
LA PALMA COMMUNITY DEVELOPMENT COMMISSION	-	6,500,000	1	-
LAGUNA BEACH	-	-	-	-
LAGUNA BEACH UNIFIED SCHOOL DISTRICT	-	-	-	-
LOS ALAMITOS UNIFIED SCHOOL DISTRICT CFD NO 90-1	9,190,000	1	-	-
NEWPORT BEACH	-	-	-	-
NEWPORT-MESA UNIFIED SCHOOL DISTRICT	-	-	-	-
NEWPORT-MESA UNIFIED SCHOOL DISTRICT CFD NO 90-1	4,750,000	1	-	-
OCEAN VIEW SCHOOL DISTRICT	-	-	-	-
ORANGE	-	-	-	-
ORANGE COUNTY	-	-	-	-
ORANGE COUNTY BOARD OF EDUCATION	-	-	-	-
ORANGE COUNTY CFD NO 87-2	-	-	-	-
ORANGE COUNTY LOCAL TRANSPORTATION AUTHORITY	-	-	-	-
ORANGE COUNTY SANITATION DISTRICT 1,2,3,5,6,7,11	-	-	-	-
ORANGE UNIFIED SCHOOL DISTRICT	11,000,000	1	-	-
PLACENTIA	-	-	-	-
PLACENTIA UNIFIED SCHOOL DISTRICT (CSBAFC) ¹¹	-	-	-	-
SADDLEBACK COMMUNITY COLLEGE DISTRICT	4,930,000	1	-	-
SADDLEBACK VALLEY UNIFIED SCHOOL DISTRICT	119,700	1	-	-
SADDLEBACK VALLEY UNIFIED SCHOOL DISTRICT CFD NO 89-1	6,515,000	1	-	-
SADDLEBACK VALLEY UNIFIED SCHOOL DISTRICT CFD NO 89-2	11,350,000	1	-	-

**TABLE A-11
SUMMARY OF 1991 LOCAL DEBT FINANCINGS
BY PURPOSE OF THE FINANCING
(AGGREGATE \$ AMOUNT ISSUED AND NUMBER OF ISSUES¹)**

<u>ISSUER</u>	<u>INTERIM FINANCE</u>	<u>SINGLE FAMILY HOUSING</u>	<u>MULTIFAMILY HOUSING</u>	<u>HOSPITALS/ HEALTH CARE</u>	<u>CAPITAL IMPROVEMENTS/ PUBLIC WORKS</u>
SADDLEBACK VALLEY UNIFIED SCHOOL DISTRICT					
CFD NO 89-3	-	-	-	-	-
SAN JUAN CAPISTRANO	-	-	-	-	9,050,000 1
SAN JUAN CAPISTRANO COMMUNITY REDEVELOPMENT AGENCY	-	-	-	-	9,500,000 1
SANTA ANA UNIFIED SCHOOL DISTRICT	4,880,000 1	-	-	-	-
SANTA MARGARITA WATER DISTRICT	20,000,000 2	-	-	-	-
SEAL BEACH	1,950,000 1	-	-	-	-
SEAL BEACH REDEVELOPMENT AGENCY	-	-	-	-	-
SOUTH COAST WATER DISTRICT	-	-	-	-	5,000,000 1
TUSTIN COMMUNITY REDEVELOPMENT AGENCY	-	-	-	-	-
TUSTIN UNIFIED SCHOOL DISTRICT	4,900,000 1	-	-	-	-
WESTMINSTER REDEVELOPMENT AGENCY	-	-	-	-	-
WESTMINSTER SCHOOL DISTRICT	2,600,000 1	-	-	-	-
YORBA LINDA	-	-	-	-	4,010,000 1
PLACER COUNTY					
AUBURN UNION SCHOOL DISTRICT	-	-	-	-	-
EUREKA UNION SCHOOL DISTRICT	-	-	-	-	-
LINCOLN REDEVELOPMENT AGENCY	-	-	-	-	-
PLACER COUNTY OFFICE OF EDUCATION	2,400,000 1	-	-	-	-
PLACER UNION HIGH SCHOOL DISTRICT	2,700,000 1	-	-	-	-
ROCKLIN UNIFIED SCHOOL DISTRICT	-	-	-	-	-
ROCKLIN UNIFIED SCHOOL DISTRICT CFD NO 2	-	-	-	-	-
ROSEVILLE CITY SCHOOL DISTRICT	1,500,000 1	-	-	-	-
ROSEVILLE NORTH CENTRAL CFD NO 1	-	-	-	-	90,125,000 1
ROSEVILLE NORTHEAST CFD NO 2	-	-	-	-	14,050,000 1
WESTERN PLACER UNIFIED SCHOOL DISTRICT	5,000,000 1	-	-	-	-

**TABLE A-11
SUMMARY OF 1991 LOCAL DEBT FINANCINGS
BY PURPOSE OF THE FINANCING
(AGGREGATE \$ AMOUNT ISSUED AND NUMBER OF ISSUES¹)**

<u>ISSUER</u>	<u>EDUCATION</u>	<u>REDEVELOPMENT</u>	<u>COMMERCIAL/ INDUSTRIAL DEVELOPMENT</u>	<u>OTHER</u>
SADDLEBACK VALLEY UNIFIED SCHOOL DISTRICT				
CFD NO 89-3	8,970,000	1	-	-
SAN JUAN CAPISTRANO	-	-	-	-
SAN JUAN CAPISTRANO COMMUNITY REDEVELOPMENT AGENCY	-	6,250,000	1	-
SANTA ANA UNIFIED SCHOOL DISTRICT	-	-	-	-
SANTA MARGARITA WATER DISTRICT	-	-	-	-
SEAL BEACH	-	-	-	-
SEAL BEACH REDEVELOPMENT AGENCY	-	4,990,000	1	-
SOUTH COAST WATER DISTRICT	-	-	-	-
TUSTIN COMMUNITY REDEVELOPMENT AGENCY	-	13,100,000	1	-
TUSTIN UNIFIED SCHOOL DISTRICT	-	-	-	-
WESTMINSTER REDEVELOPMENT AGENCY	-	28,925,000	2	-
WESTMINSTER SCHOOL DISTRICT	-	-	-	-
YORBA LINDA	-	-	-	-
<u>PLACER COUNTY</u>				
AUBURN UNION SCHOOL DISTRICT	6,295,000	1	-	-
EUREKA UNION SCHOOL DISTRICT	3,270,000	1	-	-
LINCOLN REDEVELOPMENT AGENCY	-	4,950,000	1	-
PLACER COUNTY OFFICE OF EDUCATION	-	-	-	-
PLACER UNION HIGH SCHOOL DISTRICT	-	-	-	-
ROCKLIN UNIFIED SCHOOL DISTRICT	24,155,756	1	-	-
ROCKLIN UNIFIED SCHOOL DISTRICT CFD NO 2	2,810,000	1	-	-
ROSEVILLE CITY SCHOOL DISTRICT	-	-	-	-
ROSEVILLE NORTH CENTRAL CFD NO 1	-	-	-	-
ROSEVILLE NORTHEAST CFD NO 2	-	-	-	-
WESTERN PLACER UNIFIED SCHOOL DISTRICT	-	-	-	-

**TABLE A-11
SUMMARY OF 1991 LOCAL DEBT FINANCINGS
BY PURPOSE OF THE FINANCING
(AGGREGATE \$ AMOUNT ISSUED AND NUMBER OF ISSUES¹)**

<u>ISSUER</u>	<u>INTERIM FINANCE</u>	<u>SINGLE FAMILY HOUSING</u>	<u>MULTIFAMILY HOUSING</u>	<u>HOSPITALS/ HEALTH CARE</u>	<u>CAPITAL IMPROVEMENTS/ PUBLIC WORKS</u>
<u>PLUMAS COUNTY</u>					
CALIFORNIA SCHOOL BOARDS ASSOCIATION FINANCE CORPORATION (PLUMAS USD) ¹¹	-	-	-	-	-
CSAC FINANCE CORPORATION (PLUMAS CO) ¹¹	-	-	-	-	1,540,000 1
PLUMAS COUNTY	2,200,000 1	-	-	-	-
QUINCY COMMUNITY SERVICES DISTRICT	-	-	-	-	358,000 1
<u>RIVERSIDE COUNTY</u>					
BANNING	-	-	-	-	2,026,500 1
BEAUMONT UNIFIED SCHOOL DISTRICT	-	-	-	-	-
BLYTHE REDEVELOPMENT AGENCY	-	-	-	-	-
CATHEDRAL CITY	-	-	-	-	10,725,064 1
CENTRAL BASIN MUNICIPAL WATER DISTRICT	-	-	-	-	19,800,000 1
COACHELLA REDEVELOPMENT AGENCY	-	-	-	-	-
COACHELLA VALLEY RECREATION AND PARK DISTRICT	-	-	-	-	6,185,000 1
COACHELLA VALLEY UNIFIED SCHOOL DISTRICT	-	-	-	-	-
CORONA	-	-	-	8,420,000 1	3,630,086 1
CORONA-NORCO UNIFIED SCHOOL DISTRICT	-	-	-	-	-
DESERT SANDS UNIFIED SCHOOL DISTRICT	3,900,000 1	-	-	-	-
EASTERN MUNICIPAL WATER DISTRICT	-	-	-	-	234,275,000 5
ELSINORE VALLEY MUNICIPAL WATER DISTRICT	-	-	-	-	3,647,000 1
HEMET	-	-	-	-	5,895,000 1
HEMET UNIFIED SCHOOL DISTRICT	2,500,000 1	-	-	-	-
LA QUINTA	-	-	-	-	2,240,866 1
LA QUINTA FINANCING AUTHORITY	-	-	-	-	8,515,000 1
LA QUINTA REDEVELOPMENT AGENCY	-	-	-	-	-
LAKE ELSINORE CFD NO 88-3	-	-	-	-	14,500,000 1
LAKE ELSINORE CFD NO 91-2	-	-	-	-	12,100,000 1
LAKE ELSINORE PUBLIC FINANCE AUTHORITY ¹¹	-	-	-	-	15,700,000 1
LAKE ELSINORE REDEVELOPMENT AGENCY	-	-	-	-	-

**TABLE A-11
SUMMARY OF 1991 LOCAL DEBT FINANCINGS
BY PURPOSE OF THE FINANCING
(AGGREGATE \$ AMOUNT ISSUED AND NUMBER OF ISSUES¹)**

<u>ISSUER</u>	<u>EDUCATION</u>	<u>REDEVELOPMENT</u>	<u>COMMERCIAL/ INDUSTRIAL DEVELOPMENT</u>	<u>OTHER</u>
<u>PLUMAS COUNTY</u>				
CALIFORNIA SCHOOL BOARDS ASSOCIATION FINANCE CORPORATION (PLUMAS USD) ¹¹	2,210,000	1	-	-
CSAC FINANCE CORPORATION (PLUMAS CO) ¹¹	-	-	-	-
PLUMAS COUNTY	-	-	-	-
QUINCY COMMUNITY SERVICES DISTRICT	-	-	-	-
<u>RIVERSIDE COUNTY</u>				
BANNING	-	-	-	-
BEAUMONT UNIFIED SCHOOL DISTRICT	2,730,000	1	-	-
BLYTHE REDEVELOPMENT AGENCY	-	2,000,000	2	-
CATHEDRAL CITY	-	-	-	-
CENTRAL BASIN MUNICIPAL WATER DISTRICT	-	-	-	-
COACHELLA REDEVELOPMENT AGENCY	-	2,400,000	1	-
COACHELLA VALLEY RECREATION AND PARK DISTRICT	-	-	-	-
COACHELLA VALLEY UNIFIED SCHOOL DISTRICT	7,420,000	1	-	-
CORONA	-	-	-	-
CORONA-NORCO UNIFIED SCHOOL DISTRICT	1,113,853	1	-	-
DESERT SANDS UNIFIED SCHOOL DISTRICT	60,110,000	1	-	-
EASTERN MUNICIPAL WATER DISTRICT	-	-	-	-
ELSINORE VALLEY MUNICIPAL WATER DISTRICT	-	-	-	-
HEMET	-	-	-	-
HEMET UNIFIED SCHOOL DISTRICT	12,880,000	3	-	-
LA QUINTA	-	-	-	-
LA QUINTA FINANCING AUTHORITY	-	-	-	-
LA QUINTA REDEVELOPMENT AGENCY	-	8,700,000	1	-
LAKE ELSINORE CFD NO 88-3	-	-	-	-
LAKE ELSINORE CFD NO 91-2	-	-	-	-
LAKE ELSINORE PUBLIC FINANCE AUTHORITY ¹¹	-	-	-	-
LAKE ELSINORE REDEVELOPMENT AGENCY	-	4,000,000	1	-

**TABLE A-11
SUMMARY OF 1991 LOCAL DEBT FINANCINGS
BY PURPOSE OF THE FINANCING
(AGGREGATE \$ AMOUNT ISSUED AND NUMBER OF ISSUES¹)**

<u>ISSUER</u>	<u>INTERIM FINANCE</u>	<u>SINGLE FAMILY HOUSING</u>	<u>MULTIFAMILY HOUSING</u>	<u>HOSPITALS/ HEALTH CARE</u>	<u>CAPITAL IMPROVEMENTS/ PUBLIC WORKS</u>
LAKE ELSINORE UNIFIED SCHOOL DISTRICT CFD NO 88-1	-	-	-	-	-
LAKE ELSINORE REDEVELOPMENT AGENCY CFD NO 90-2	-	-	-	-	14,088,000 1
MENIFEE UNION SCHOOL DISTRICT	1,500,000 1	-	-	-	-
MORENO VALLEY CFD NO 87-1	-	-	-	-	12,000,000 1
MORENO VALLEY UNIFIED SCHOOL DISTRICT	-	-	-	-	-
MURRIETA COUNTY WATER DISTRICT CFD NO 88-1	-	-	-	-	7,840,000 1
MURRIETA VALLEY UNIFIED SCHOOL DISTRICT	-	-	-	-	-
NORCO REDEVELOPMENT AGENCY	-	-	-	-	1,915,000 1
PALM SPRINGS	-	-	8,347,489 3	-	147,323 1
PALM SPRINGS FINANCING AUTHORITY	-	-	-	-	63,473,512 2
PALM SPRINGS UNIFIED SCHOOL DISTRICT (CSBAFC) ¹¹	4,990,000 1	-	-	-	-
PALO VERDE UNIFIED SCHOOL DISTRICT	2,000,000 1	-	-	-	-
PERRIS CFD NO 90-1	-	-	-	-	3,260,000 1
PERRIS CFD NO 90-2	-	-	-	-	31,320,000 1
PERRIS CFD NO 91-1	-	-	-	-	8,010,000 1
PERRIS REDEVELOPMENT AGENCY	-	-	-	-	-
PERRIS SCHOOL DISTRICT	-	-	-	-	-
PERRIS UNION HIGH SCHOOL DISTRICT	-	-	-	-	-
RANCHO CALIFORNIA WATER DISTRICT	-	-	-	-	543,603 2
RANCHO CALIFORNIA WATER DISTRICT FINANCING AUTHORITY	-	-	-	-	92,524,290 1
RANCHO MIRAGE JOINT POWERS FINANCING AUTHORITY ¹¹	-	-	-	-	6,000,000 1
RIVERSIDE	-	-	7,515,000 1	-	125,257,054 3
RIVERSIDE CFD NO 90-1	-	-	-	-	20,400,000 1
RIVERSIDE CFD NO 90-2	-	-	-	-	8,945,980 1
RIVERSIDE COUNTY	110,000,000 1	15,000,000 1	-	-	103,357,382 4
RIVERSIDE COUNTY BOARD OF EDUCATION	5,000,000 1	-	-	-	-
RIVERSIDE COUNTY CFD NO 89-1	-	-	-	-	14,000,000 1
RIVERSIDE COUNTY CFD NO 89-5	-	-	-	-	18,825,000 1
RIVERSIDE COUNTY INDUSTRIAL DEVELOPMENT AUTHORITY	-	-	-	-	-
RIVERSIDE COUNTY REDEVELOPMENT AGENCY	-	-	-	-	-

**TABLE A-11
SUMMARY OF 1991 LOCAL DEBT FINANCINGS
BY PURPOSE OF THE FINANCING
(AGGREGATE \$ AMOUNT ISSUED AND NUMBER OF ISSUES¹)**

<u>ISSUER</u>	<u>EDUCATION</u>	<u>REDEVELOPMENT</u>	<u>COMMERCIAL/ INDUSTRIAL DEVELOPMENT</u>	<u>OTHER</u>
LAKE ELSINORE UNIFIED SCHOOL DISTRICT CFD NO 88-1	7,330,000	1	-	-
LAKE ELSINORE REDEVELOPMENT AGENCY CFD NO 90-2	-	-	-	-
MENIFEE UNION SCHOOL DISTRICT	-	-	-	-
MORENO VALLEY CFD NO 87-1	-	-	-	-
MORENO VALLEY UNIFIED SCHOOL DISTRICT	25,998,698	2	-	-
MURRIETA COUNTY WATER DISTRICT CFD NO 88-1	-	-	-	-
MURRIETA VALLEY UNIFIED SCHOOL DISTRICT	19,250,000	1	-	-
NORCO REDEVELOPMENT AGENCY	-	-	-	-
PALM SPRINGS	-	-	-	-
PALM SPRINGS FINANCING AUTHORITY	-	14,030,000	1	-
PALM SPRINGS UNIFIED SCHOOL DISTRICT (CSBAFC) ¹¹	-	-	-	-
PALO VERDE UNIFIED SCHOOL DISTRICT	-	-	-	-
PERRIS CFD NO 90-1	-	-	-	-
PERRIS CFD NO 90-2	-	-	-	-
PERRIS CFD NO 91-1	-	-	-	-
PERRIS REDEVELOPMENT AGENCY	-	3,470,000	1	-
PERRIS SCHOOL DISTRICT	8,000,000	1	-	-
PERRIS UNION HIGH SCHOOL DISTRICT	4,995,000	1	-	-
RANCHO CALIFORNIA WATER DISTRICT	-	-	-	-
RANCHO CALIFORNIA WATER DISTRICT FINANCING AUTHORITY	-	-	-	-
RANCHO MIRAGE JOINT POWERS FINANCING AUTHORITY ¹¹	-	15,620,000	1	-
RIVERSIDE	-	-	-	-
RIVERSIDE CFD NO 90-1	-	-	-	-
RIVERSIDE CFD NO 90-2	-	-	-	-
RIVERSIDE COUNTY	-	-	-	-
RIVERSIDE COUNTY BOARD OF EDUCATION	-	-	-	-
RIVERSIDE COUNTY CFD NO 89-1	-	-	-	-
RIVERSIDE COUNTY CFD NO 89-5	-	-	-	-
RIVERSIDE COUNTY INDUSTRIAL DEVELOPMENT AUTHORITY	-	-	5,300,000	1
RIVERSIDE COUNTY REDEVELOPMENT AGENCY	-	11,415,000	1	-

**TABLE A-11
SUMMARY OF 1991 LOCAL DEBT FINANCINGS
BY PURPOSE OF THE FINANCING
(AGGREGATE \$ AMOUNT ISSUED AND NUMBER OF ISSUES¹)**

<u>ISSUER</u>	<u>INTERIM FINANCE</u>	<u>SINGLE FAMILY HOUSING</u>	<u>MULTIFAMILY HOUSING</u>	<u>HOSPITALS/ HEALTH CARE</u>	<u>CAPITAL IMPROVEMENTS/ PUBLIC WORKS</u>	
RIVERSIDE COUNTY TRANSPORTATION COMMISSION	-	-	-	-	112,996,959	1
RIVERSIDE PUBLIC FINANCING AUTHORITY ¹¹	-	-	-	-	-	
RIVERSIDE REDEVELOPMENT AGENCY	-	-	9,700,000	-	-	1
RIVERSIDE UNIFIED SCHOOL DISTRICT	-	-	-	-	-	
SAN JACINTO UNIFIED SCHOOL DISTRICT	-	-	-	-	-	
TEMECULA VALLEY UNIFIED SCHOOL DISTRICT	3,600,000	-	-	-	-	1
VAL VERDE UNIFIED SCHOOL DISTRICT	-	-	-	-	-	
<u>SACRAMENTO COUNTY</u>						
ELK GROVE UNIFIED SCHOOL DISTRICT	-	-	-	-	-	
ELK GROVE UNIFIED SCHOOL DISTRICT CFD NO 1	-	-	-	-	-	
FAIR OAKS WATER DISTRICT	-	-	-	-	4,045,000	1
FOLSOM	-	-	-	-	401,874	1
FOLSOM REDEVELOPMENT AGENCY	-	-	-	-	-	
FOLSOM-CORDOVA UNIFIED SCHOOL DISTRICT	-	-	-	-	-	
FULTON-EL CAMINO RECREATION AND PARK DISTRICT	-	-	-	-	4,150,000	1
GALT	-	-	-	-	5,704,280	2
NORTH SACRAMENTO SCHOOL DISTRICT	-	-	-	-	-	
RANCHO MURIETA COMMUNITY SERVICES DISTRICT CFD NO 1	-	-	-	-	12,925,000	1
RIO LINDA UNION SCHOOL DISTRICT	4,500,000	-	-	-	-	1
SACRAMENTO	-	-	-	-	97,321,732	7
SACRAMENTO CITY FINANCING AUTHORITY	-	-	-	-	148,655,000	1
SACRAMENTO CITY UNIFIED SCHOOL DISTRICT CFD NO 1	-	-	-	-	-	
SACRAMENTO COUNTY	180,000,000	60,300,000	-	-	24,746,657	3
SACRAMENTO COUNTY CFD NO 1	-	-	-	-	24,155,000	1
SAN JUAN UNIFIED SCHOOL DISTRICT	5,000,000	-	-	-	-	1
SOUTHGATE RECREATION AND PARK DISTRICT	-	-	-	-	7,530,000	1

**TABLE A-11
SUMMARY OF 1991 LOCAL DEBT FINANCINGS
BY PURPOSE OF THE FINANCING
(AGGREGATE \$ AMOUNT ISSUED AND NUMBER OF ISSUES¹)**

<u>ISSUER</u>	<u>EDUCATION</u>	<u>REDEVELOPMENT</u>	<u>COMMERCIAL/ INDUSTRIAL DEVELOPMENT</u>	<u>OTHER</u>
RIVERSIDE COUNTY TRANSPORTATION COMMISSION	-	-	-	-
RIVERSIDE PUBLIC FINANCING AUTHORITY ¹¹	-	13,285,000	1	-
RIVERSIDE REDEVELOPMENT AGENCY	-	-	-	-
RIVERSIDE UNIFIED SCHOOL DISTRICT	8,819,015	1	-	-
SAN JACINTO UNIFIED SCHOOL DISTRICT	13,304,091	2	-	-
TEMECULA VALLEY UNIFIED SCHOOL DISTRICT	-	-	-	-
VAL VERDE UNIFIED SCHOOL DISTRICT	9,305,000	1	-	-
<u>SACRAMENTO COUNTY</u>				
ELK GROVE UNIFIED SCHOOL DISTRICT	2,897,028	1	-	-
ELK GROVE UNIFIED SCHOOL DISTRICT CFD NO 1	26,303,996	1	-	-
FAIR OAKS WATER DISTRICT	-	-	-	-
FOLSOM	-	-	-	-
FOLSOM REDEVELOPMENT AGENCY	-	2,856,800	1	-
FOLSOM-CORDOVA UNIFIED SCHOOL DISTRICT	3,815,000	1	-	-
FULTON-EL CAMINO RECREATION AND PARK DISTRICT	-	-	-	-
GALT	-	-	-	-
NORTH SACRAMENTO SCHOOL DISTRICT	475,000	1	-	-
RANCHO MURIETA COMMUNITY SERVICES DISTRICT CFD NO	-	-	-	-
RIO LINDA UNION SCHOOL DISTRICT	-	-	-	-
SACRAMENTO	-	-	-	-
SACRAMENTO CITY FINANCING AUTHORITY	-	-	-	-
SACRAMENTO CITY UNIFIED SCHOOL DISTRICT CFD NO 1	4,100,000	1	-	-
SACRAMENTO COUNTY	-	-	-	-
SACRAMENTO COUNTY CFD NO 1	-	-	-	-
SAN JUAN UNIFIED SCHOOL DISTRICT	-	-	-	-
SOUTHGATE RECREATION AND PARK DISTRICT	-	-	-	-

**TABLE A-11
SUMMARY OF 1991 LOCAL DEBT FINANCINGS
BY PURPOSE OF THE FINANCING
(AGGREGATE \$ AMOUNT ISSUED AND NUMBER OF ISSUES¹)**

<u>ISSUER</u>	<u>INTERIM FINANCE</u>	<u>SINGLE FAMILY HOUSING</u>	<u>MULTIFAMILY HOUSING</u>	<u>HOSPITALS/ HEALTH CARE</u>	<u>CAPITAL IMPROVEMENTS/ PUBLIC WORKS</u>
<u>SAN BENITO COUNTY</u>					
CSAC FINANCE CORPORATION (SAN BENITO CO) ¹¹	-	-	-	-	2,800,000 1
HOLLISTER	-	-	-	-	880,000 1
HOLLISTER SCHOOL DISTRICT	-	-	-	-	-
SAN BENITO HOSPITAL DISTRICT	-	-	-	8,500,000 1	-
<u>SAN BERNARDINO COUNTY</u>					
ADELANTO IMPROVEMENT AGENCY	-	-	-	-	-
APPLE VALLEY	-	-	-	9,485,000 1	-
APPLE VALLEY UNIFIED SCHOOL DISTRICT	-	-	-	-	-
APPLE VALLEY WATER DISTRICT	-	-	-	-	9,110,678 1
APPLE VALLEY FIRE PROTECTION DISTRICT (SBALG) ¹¹	1,500,000 1	-	-	-	-
BARSTOW	-	-	4,500,000 1	-	-
BARSTOW UNIFIED SCHOOL DISTRICT	3,520,000 1	-	-	-	-
BIG BEAR LAKE	-	-	-	-	962,540 1
BIG BEAR MUNICIPAL WATER DISTRICT	-	-	-	-	3,410,000 1
CENTRAL SCHOOL DISTRICT	-	-	-	-	-
CHINO REDEVELOPMENT AGENCY	-	-	-	-	-
COLTON CFD NO 90-1	-	-	-	-	4,755,000 1
CUCANONGA SCHOOL DISTRICT	24,071 1	-	-	-	-
FONTANA	-	-	-	-	17,225,000 1
FONTANA CFD NO 90-3	-	-	-	-	46,240,000 1
FONTANA PUBLIC FINANCING AUTHORITY ¹¹	-	-	-	-	-
FONTANA REDEVELOPMENT AGENCY	-	-	-	-	-
FONTANA UNIFIED SCHOOL DISTRICT	6,600,000 1	-	-	-	-
GRAND TERRACE PUBLIC FINANCING AUTHORITY ¹¹	-	-	-	-	3,370,000 1
HESPERIA WATER DISTRICT	-	-	-	-	17,675,000 1
JOSHUA BASIN-HI-DESERT FINANCING AUTHORITY	-	-	-	-	14,310,000 2
LUCERNE VALLEY UNIFIED SCHOOL DISTRICT	-	-	-	-	-
MOJAVE WATER AGENCY	-	-	-	-	12,000,000 1

**TABLE A-11
SUMMARY OF 1991 LOCAL DEBT FINANCINGS
BY PURPOSE OF THE FINANCING
(AGGREGATE \$ AMOUNT ISSUED AND NUMBER OF ISSUES¹)**

<u>ISSUER</u>	<u>EDUCATION</u>	<u>REDEVELOPMENT</u>	<u>COMMERCIAL/ INDUSTRIAL DEVELOPMENT</u>	<u>OTHER</u>
<u>SAN BENITO COUNTY</u>				
CSAC FINANCE CORPORATION (SAN BENITO CO) ¹¹	-	-	-	-
HOLLISTER	-	-	-	-
HOLLISTER SCHOOL DISTRICT	185,000	1	-	-
SAN BENITO HOSPITAL DISTRICT	-	-	-	-
<u>SAN BERNARDINO COUNTY</u>				
ADELANTO IMPROVEMENT AGENCY	-	3,520,000	1	-
APPLE VALLEY	-	-	-	-
APPLE VALLEY UNIFIED SCHOOL DISTRICT	4,920,000	1	-	-
APPLE VALLEY WATER DISTRICT	-	-	-	-
APPLE VALLEY FIRE PROTECTION DISTRICT (SBALG) ¹¹	-	-	-	-
BARSTOW	-	-	-	-
BARSTOW UNIFIED SCHOOL DISTRICT	-	-	-	-
BIG BEAR LAKE	-	-	-	-
BIG BEAR MUNICIPAL WATER DISTRICT	-	-	-	-
CENTRAL SCHOOL DISTRICT	18,515,000	2	-	-
CHINO REDEVELOPMENT AGENCY	-	11,105,000	2	-
COLTON CFD NO 90-1	-	-	-	-
CUCAMONGA SCHOOL DISTRICT	-	-	-	-
FONTANA	-	-	-	-
FONTANA CFD NO 90-3	-	-	-	-
FONTANA PUBLIC FINANCING AUTHORITY ¹¹	-	57,940,000	2	-
FONTANA REDEVELOPMENT AGENCY	-	10,000,000	1	-
FONTANA UNIFIED SCHOOL DISTRICT	18,212,737	2	-	-
GRAND TERRACE PUBLIC FINANCING AUTHORITY ¹¹	-	-	-	-
HESPERIA WATER DISTRICT	-	-	-	-
JOSHUA BASIN-HI-DESERT FINANCING AUTHORITY	-	-	-	-
LUCERNE VALLEY UNIFIED SCHOOL DISTRICT	8,175,000	1	-	-
MOJAVE WATER AGENCY	-	-	-	-

**TABLE A-11
SUMMARY OF 1991 LOCAL DEBT FINANCINGS
BY PURPOSE OF THE FINANCING
(AGGREGATE \$ AMOUNT ISSUED AND NUMBER OF ISSUES¹)**

<u>ISSUER</u>	<u>INTERIM FINANCE</u>		<u>SINGLE FAMILY HOUSING</u>	<u>MULTIFAMILY HOUSING</u>		<u>HOSPITALS/ HEALTH CARE</u>		<u>CAPITAL IMPROVEMENTS/ PUBLIC WORKS</u>	
ONTARIO	5,000,000	1	-	-	-	-	-	11,590,000	1
ONTARIO REDEVELOPMENT AGENCY	-	-	-	7,232,000	1	-	-	-	-
ONTARIO-MONTCLAIR SCHOOL DISTRICT	-	-	-	-	-	-	-	-	-
RANCHO CUCAMONGA FIRE PROTECTION DISTRICT (SBALG) ¹¹	2,000,000	1	-	-	-	-	-	-	-
REDLANDS	-	-	-	22,650,000	1	-	-	-	-
REDLANDS UNIFIED SCHOOL DISTRICT	5,000,000	1	-	-	-	-	-	-	-
RIALTO	5,000,000	1	-	-	-	-	-	-	-
RIALTO UNIFIED SCHOOL DISTRICT	-	-	-	-	-	-	-	-	-
RIM OF THE WORLD UNIFIED SCHOOL DISTRICT	-	-	-	-	-	-	-	-	-
RUNNING SPRINGS WATER DISTRICT (SBALG) ¹¹	220,000	1	-	-	-	-	-	-	-
SAN BERNARDINO	-	-	-	-	-	52,195,000	1	1,722,154	2
SAN BERNARDINO COUNTY	115,000,000	1	-	38,205,000	1	264,460,000	2	-	-
SAN BERNARDINO COUNTY CFD NO 1	-	-	-	-	-	-	-	4,180,000	1
SAN BERNARDINO COUNTY CFD NO 2	-	-	-	-	-	-	-	5,310,000	1
SAN BERNARDINO COUNTY CFD NO 9	-	-	-	-	-	-	-	22,500,000	2
SAN BERNARDINO COUNTY TRANSPORTATION AUTHORITY	-	-	-	-	-	-	-	30,000,000	1
SAN BERNARDINO JOINT POWERS FINANCING AUTHORITY ¹¹	-	-	-	-	-	-	-	-	-
SAN BERNARDINO MOUNTAINS COMMUNITY HOSPITAL DISTRICT	-	-	-	-	-	3,700,000	1	-	-
SAN BERNARDINO/COLTON/LOMA LINDA JOINT POWERS AUTHORITY ¹¹	-	-	-	-	-	-	-	-	-
UPLAND	-	-	-	-	-	6,200,000	1	-	-
VICTOR ELEMENTARY SCHOOL DISTRICT	5,000,000	1	-	-	-	-	-	-	-
VICTORVILLE	-	-	-	-	-	-	-	6,137,366	1
VICTORVILLE CFD NO 90-1	-	-	-	-	-	-	-	20,575,000	1
VICTORVILLE REDEVELOPMENT AGENCY	-	-	-	-	-	-	-	-	-
YUCAIPA PUBLIC FINANCING AUTHORITY ¹¹	-	-	-	-	-	-	-	42,800,000	1

**TABLE A-11
SUMMARY OF 1991 LOCAL DEBT FINANCINGS
BY PURPOSE OF THE FINANCING
(AGGREGATE \$ AMOUNT ISSUED AND NUMBER OF ISSUES¹)**

<u>ISSUER</u>	<u>EDUCATION</u>	<u>REDEVELOPMENT</u>	<u>COMMERCIAL/ INDUSTRIAL DEVELOPMENT</u>	<u>OTHER</u>
ONTARIO	-	-	-	-
ONTARIO REDEVELOPMENT AGENCY	-	-	-	-
ONTARIO-MONTCLAIR SCHOOL DISTRICT	2,190,000	1	-	-
RANCHO CUCAMONGA FIRE PROTECTION DISTRICT (SBALG) ¹¹	-	-	-	-
REDLANDS	-	-	-	-
REDLANDS UNIFIED SCHOOL DISTRICT	-	-	-	-
RIALTO	-	-	-	-
RIALTO UNIFIED SCHOOL DISTRICT	1,721,800	1	-	-
RIM OF THE WORLD UNIFIED SCHOOL DISTRICT	9,615,000	1	-	-
RUNNING SPRINGS WATER DISTRICT (SBALG) ¹¹	-	-	-	-
SAN BERNARDINO	-	-	-	-
SAN BERNARDINO COUNTY	-	-	-	-
SAN BERNARDINO COUNTY CFD NO 1	-	-	-	-
SAN BERNARDINO COUNTY CFD NO 2	-	-	-	-
SAN BERNARDINO COUNTY CFD NO 9	-	-	-	-
SAN BERNARDINO COUNTY TRANSPORTATION AUTHORITY	-	-	-	-
SAN BERNARDINO JOINT POWERS FINANCING AUTHORITY ¹¹	-	27,135,000	2	-
SAN BERNARDINO MOUNTAINS COMMUNITY HOSPITAL DISTRICT	-	-	-	-
SAN BERNARDINO/COLTON/LOMA LINDA JOINT POWERS AUTHORITY ¹¹	-	7,500,000	1	-
UPLAND	-	-	-	-
VICTOR ELEMENTARY SCHOOL DISTRICT	-	-	-	-
VICTORVILLE	-	-	-	-
VICTORVILLE CFD NO 90-1	-	-	-	-
VICTORVILLE REDEVELOPMENT AGENCY	-	10,555,000	1	-
YUCAIPA PUBLIC FINANCING AUTHORITY ¹¹	-	-	-	-

**TABLE A-11
SUMMARY OF 1991 LOCAL DEBT FINANCINGS
BY PURPOSE OF THE FINANCING
(AGGREGATE \$ AMOUNT ISSUED AND NUMBER OF ISSUES¹)**

<u>ISSUER</u>	<u>INTERIM FINANCE</u>	<u>SINGLE FAMILY HOUSING</u>	<u>MULTIFAMILY HOUSING</u>	<u>HOSPITALS/ HEALTH CARE</u>	<u>CAPITAL IMPROVEMENTS/ PUBLIC WORKS</u>
SAN DIEGO COUNTY					
ALPINE UNION SCHOOL DISTRICT (SDALG) ¹¹	1,500,000	1	-	-	-
CARDIFF SCHOOL DISTRICT (SDALG) ¹¹	500,000	1	-	-	-
CHULA VISTA	-	-	-	-	29,702,035 2
CHULA VISTA ELEMENTARY SCHOOL DISTRICT	-	-	-	-	-
CHULA VISTA INDUSTRIAL DEVELOPMENT AUTHORITY	-	-	-	-	-
CHULA VISTA ELEMENTARY SCHOOL DISTRICT (SDALG) ¹¹	1,700,000	1	-	-	-
DEHESA SCHOOL DISTRICT (SDALG) ¹¹	100,000	1	-	-	-
ENCINITAS	-	-	-	-	7,635,000 1
ENCINITAS FIRE PROTECTION DISTRICT (SDALG) ¹¹	1,750,000	1	-	-	-
ENCINITAS UNION SCHOOL DISTRICT	-	-	-	-	-
ENCINITAS UNION SCHOOL DISTRICT (SDALG) ¹¹	1,290,000	1	-	-	-
ESCONDIDO	-	-	16,130,000 1	15,200,000 1	-
ESCONDIDO UNION SCHOOL DISTRICT	-	-	-	-	-
ESCONDIDO UNION HIGH SCHOOL DISTRICT (SDALG) ¹¹	5,000,000	1	-	-	-
FALLBROOK SANITARY DISTRICT	-	-	-	-	14,500,000 1
FALLBROOK UNION ELEMENTARY SCHOOL DISTRICT (SDALG) ¹¹	4,600,000	1	-	-	-
FALLBROOK UNION HIGH SCHOOL DISTRICT (SDALG) ¹¹	5,000,000	1	-	-	-
GROSSMONT UNION HIGH SCHOOL DISTRICT	-	-	-	-	-
GROSSMONT-CUYAMACA COMMUNITY COLLEGE DISTRICT (SDALG) ¹¹	5,000,000	1	-	-	-
JAMUL-DULZURA UNION SCHOOL DISTRICT (SDALG) ¹¹	1,500,000	1	-	-	-
LA MESA SPRING VALLEY SCHOOL DISTRICT	-	-	-	-	-
LA MESA (SDALG) ¹¹	3,400,000	1	-	-	-
LAKESIDE FIRE PROTECTION DISTRICT (SDALG) ¹¹	1,800,000	1	-	-	-
LAKESIDE UNION SCHOOL DISTRICT (SDALG) ¹¹	2,500,000	1	-	-	-
LEMON GROVE SCHOOL DISTRICT (SDALG) ¹¹	2,200,000	1	-	-	-
MIRACOSTA COMMUNITY COLLEGE DISTRICT (SDALG) ¹¹	5,000,000	1	-	-	-
MOUNTAIN EMPIRE UNIFIED SCHOOL DISTRICT (SDALG) ¹¹	1,250,000	1	-	-	-
NATIONAL CITY JOINT POWERS FINANCE AUTHORITY ¹¹	-	-	-	-	6,950,000 1

TABLE A-11
SUMMARY OF 1991 LOCAL DEBT FINANCINGS
BY PURPOSE OF THE FINANCING
(AGGREGATE \$ AMOUNT ISSUED AND NUMBER OF ISSUES¹)

<u>ISSUER</u>	<u>EDUCATION</u>	<u>REDEVELOPMENT</u>	<u>COMMERCIAL/ INDUSTRIAL DEVELOPMENT</u>	<u>OTHER</u>
<u>SAN DIEGO COUNTY</u>				
ALPINE UNION SCHOOL DISTRICT (SDALG) ¹¹	-	-	-	-
CARDIFF SCHOOL DISTRICT (SDALG) ¹¹	-	-	-	-
CHULA VISTA	-	-	-	-
CHULA VISTA ELEMENTARY SCHOOL DISTRICT	6,450,000	2	-	-
CHULA VISTA INDUSTRIAL DEVELOPMENT AUTHORITY	-	-	3,825,000	1
CHULA VISTA ELEMENTARY SCHOOL DISTRICT (SDALG) ¹¹	-	-	-	-
DEHESA SCHOOL DISTRICT (SDALG) ¹¹	-	-	-	-
ENCINITAS	-	-	-	-
ENCINITAS FIRE PROTECTION DISTRICT (SDALG) ¹¹	-	-	-	-
ENCINITAS UNION SCHOOL DISTRICT	3,710,000	1	-	-
ENCINITAS UNION SCHOOL DISTRICT (SDALG) ¹¹	-	-	-	-
ESCONDIDO	-	-	-	-
ESCONDIDO UNION SCHOOL DISTRICT	9,000,000	1	-	-
ESCONDIDO UNION HIGH SCHOOL DISTRICT (SDALG) ¹¹	-	-	-	-
FALLBROOK SANITARY DISTRICT	-	-	-	-
FALLBROOK UNION ELEMENTARY SCHOOL DISTRICT (SDALG) ¹¹	-	-	-	-
FALLBROOK UNION HIGH SCHOOL DISTRICT (SDALG) ¹¹	-	-	-	-
GROSSMONT UNION HIGH SCHOOL DISTRICT	7,389,184	1	-	-
GROSSMONT-CUYAMACA COMMUNITY COLLEGE DISTRICT (SDALG) ¹¹	-	-	-	-
JAMUL-DULZURA UNION SCHOOL DISTRICT (SDALG) ¹¹	-	-	-	-
LA MESA SPRING VALLEY SCHOOL DISTRICT	13,000,000	1	-	-
LA MESA (SDALG) ¹¹	-	-	-	-
LAKESIDE FIRE PROTECTION DISTRICT (SDALG) ¹¹	-	-	-	-
LAKESIDE UNION SCHOOL DISTRICT (SDALG) ¹¹	-	-	-	-
LEMON GROVE SCHOOL DISTRICT (SDALG) ¹¹	-	-	-	-
MIRACOSTA COMMUNITY COLLEGE DISTRICT (SDALG) ¹¹	-	-	-	-
MOUNTAIN EMPIRE UNIFIED SCHOOL DISTRICT (SDALG) ¹¹	-	-	-	-
NATIONAL CITY JOINT POWERS FINANCE AUTHORITY ¹¹	-	-	-	-

**TABLE A-11
SUMMARY OF 1991 LOCAL DEBT FINANCINGS
BY PURPOSE OF THE FINANCING
(AGGREGATE \$ AMOUNT ISSUED AND NUMBER OF ISSUES¹)**

<u>ISSUER</u>	<u>INTERIM FINANCE</u>		<u>SINGLE FAMILY HOUSING</u>	<u>MULTIFAMILY HOUSING</u>	<u>HOSPITALS/ HEALTH CARE</u>	<u>CAPITAL IMPROVEMENTS/ PUBLIC WORKS</u>	
NATIONAL SCHOOL DISTRICT (SDALG) ¹¹	3,600,000	1	-	-	-	-	
NORTH COUNTY FIRE PROTECTION DISTRICT (SDALG) ¹¹	1,900,000	1	-	-	-	-	
OCEANSIDE	10,000,000	1	-	-	-	73,595,830	5
OCEANSIDE UNIFIED SCHOOL DISTRICT (SDALG) ¹¹	2,400,000	1	-	-	-	-	
PADRE DAM MUNICIPAL WATER DISTRICT	-	-	-	-	-	1,325,000	1
POWAY	-	-	-	-	-	-	
POWAY CFD NO 88-1	-	-	-	-	-	8,000,000	1
POWAY REDEVELOPMENT AGENCY	-	-	-	-	-	-	
POWAY UNIFIED SCHOOL DISTRICT CFD NO 1	-	-	-	-	-	-	
RANCHO SANTA FE SCHOOL DISTRICT	-	-	-	-	-	-	
SAN DIEGO	57,000,000	2	-	27,235,000	1	37,443,797	4
SAN DIEGO CFD NO 1	-	-	-	-	-	35,340,000	1
SAN DIEGO COMMUNITY COLLEGE DISTRICT	-	-	-	-	-	-	
SAN DIEGO COUNTY	200,300,000	1	-	-	-	107,594,151	3
SAN DIEGO COUNTY WATER AUTHORITY	-	-	-	-	-	300,000,000	1
SAN DIEGO REGIONAL BUILDING AUTHORITY	-	-	-	-	-	46,965,000	1
SAN DIEGO UNIFIED SCHOOL DISTRICT	45,000,000	1	-	-	-	-	
SAN DIEGO COUNTY REGIONAL TRANSPORTATION COMMISSION	-	-	-	-	-	385,000,420	2
SAN DIEGUITO UNION HIGH SCHOOL DISTRICT (SDALG) ¹¹	4,500,000	1	-	-	-	-	
SAN MARCOS	-	-	-	-	-	2,834,079	1
SAN MARCOS PUBLIC FACILITIES AUTHORITY	-	-	-	-	-	-	
SAN MARCOS UNIFIED SCHOOL DISTRICT CFD NO 1	-	-	-	-	-	-	
SAN MIGUEL CONSOLIDATED FIRE PROTECTION DISTRICT (SDALG) ¹¹	2,500,000	1	-	-	-	-	
SAN YSIDRO SCHOOL DISTRICT (SDALG) ¹¹	2,500,000	1	-	-	-	-	
SANTEE SCHOOL DISTRICT (SDALG) ¹¹	4,250,000	1	-	-	-	-	
SOLANA BEACH SCHOOL DISTRICT (SDALG) ¹¹	3,800,000	1	-	-	-	-	
SOUTH BAY UNION SCHOOL DISTRICT (SDALG) ¹¹	5,000,000	1	-	-	-	-	
SOUTHWESTERN COMMUNITY COLLEGE DISTRICT (SDALG) ¹¹	3,600,000	1	-	-	-	-	
TRI-CITY HOSPITAL DISTRICT	-	-	-	-	41,000,000	-	1

**TABLE A-11
SUMMARY OF 1991 LOCAL DEBT FINANCINGS
BY PURPOSE OF THE FINANCING
(AGGREGATE \$ AMOUNT ISSUED AND NUMBER OF ISSUES¹)**

<u>ISSUER</u>	<u>EDUCATION</u>	<u>REDEVELOPMENT</u>	<u>COMMERCIAL/ INDUSTRIAL DEVELOPMENT</u>	<u>OTHER</u>
NATIONAL SCHOOL DISTRICT (SDALG) ¹¹	-	-	-	-
NORTH COUNTY FIRE PROTECTION DISTRICT (SDALG) ¹¹	-	-	-	-
OCEANSIDE	-	-	-	-
OCEANSIDE UNIFIED SCHOOL DISTRICT (SDALG) ¹¹	-	-	-	-
PADRE DAM MUNICIPAL WATER DISTRICT	-	-	-	-
POWAY	-	28,300,000	1	-
POWAY CFD NO 88-1	-	-	-	-
POWAY REDEVELOPMENT AGENCY	-	9,330,000	1	-
POWAY UNIFIED SCHOOL DISTRICT CFD NO 1	8,000,000	1	-	-
RANCHO SANTA FE SCHOOL DISTRICT	1,500,000	1	-	-
SAN DIEGO	-	-	-	-
SAN DIEGO CFD NO 1	-	-	-	-
SAN DIEGO COMMUNITY COLLEGE DISTRICT	17,575,000	1	-	-
SAN DIEGO COUNTY	-	-	-	-
SAN DIEGO COUNTY WATER AUTHORITY	-	-	-	-
SAN DIEGO REGIONAL BUILDING AUTHORITY	-	-	-	-
SAN DIEGO UNIFIED SCHOOL DISTRICT	77,760,000	2	-	-
SAN DIEGO COUNTY REGIONAL TRANSPORTATION COMMISSION	-	-	-	-
SAN DIEGUITO UNION HIGH SCHOOL DISTRICT (SDALG) ¹¹	-	-	-	-
SAN MARCOS	-	-	-	-
SAN MARCOS PUBLIC FACILITIES AUTHORITY	-	50,000,000	1	-
SAN MARCOS UNIFIED SCHOOL DISTRICT CFD NO 1	7,110,000	1	-	-
SAN MIGUEL CONSOLIDATED FIRE PROTECTION DISTRICT (SDALG) ¹¹	-	-	-	-
SAN YSIDRO SCHOOL DISTRICT (SDALG) ¹¹	-	-	-	-
SANTEE SCHOOL DISTRICT (SDALG) ¹¹	-	-	-	-
SOLANA BEACH SCHOOL DISTRICT (SDALG) ¹¹	-	-	-	-
SOUTH BAY UNION SCHOOL DISTRICT (SDALG) ¹¹	-	-	-	-
SOUTHWESTERN COMMUNITY COLLEGE DISTRICT (SDALG) ¹¹	-	-	-	-
TRI-CITY HOSPITAL DISTRICT	-	-	-	-

**TABLE A-11
SUMMARY OF 1991 LOCAL DEBT FINANCINGS
BY PURPOSE OF THE FINANCING
(AGGREGATE \$ AMOUNT ISSUED AND NUMBER OF ISSUES¹)**

<u>ISSUER</u>	<u>INTERIM FINANCE</u>	<u>SINGLE FAMILY HOUSING</u>	<u>MULTIFAMILY HOUSING</u>	<u>HOSPITALS/ HEALTH CARE</u>	<u>CAPITAL IMPROVEMENTS/ PUBLIC WORKS</u>
VALLEY CENTER MUNICIPAL WATER DISTRICT	-	-	-	-	1,770,974 1
VISTA	-	-	8,640,000 1	-	-
VISTA JOINT POWERS FINANCING AUTHORITY ¹¹	-	-	-	-	7,135,000 1
VISTA UNIFIED SCHOOL DISTRICT	4,000,000 1	-	-	-	-
VISTA UNIFIED SCHOOL DISTRICT (SDALG) ¹¹	4,300,000 1	-	-	-	-
<u>SAN FRANCISCO COUNTY</u>					
SAN FRANCISCO CITY AND COUNTY	-	-	-	8,582,469 2	387,673,786 14
SAN FRANCISCO CITY AND COUNTY REDEVELOPMENT AGENCY	-	-	92,810,000 2	-	60,540,000 1
SAN FRANCISCO UNIFIED SCHOOL DISTRICT	22,000,000 1	-	-	-	-
SAN FRANCISCO CITY AND COUNTY FINANCE CORPORATION	-	-	-	-	7,020,000 1
SAN FRANCISCO CITY AND COUNTY PUBLIC UTILITIES COMMISSION	-	-	-	-	70,145,682 1
SAN FRANCISCO CITY AND COUNTY REDEVELOPMENT FINANCING AUTHORITY	-	-	-	-	-
<u>SAN JOAQUIN COUNTY</u>					
LINCOLN UNIFIED SCHOOL DISTRICT CFD NO 1	-	-	-	-	-
LODI	-	-	-	-	11,170,000 1
LODI UNIFIED SCHOOL DISTRICT	7,000,000 1	-	-	-	-
MANTECA REDEVELOPMENT AGENCY	-	-	-	-	-
RIPON	-	-	-	-	1,095,000 1
RIPON PUBLIC FINANCING AUTHORITY ¹¹	-	-	-	-	2,000,000 1
SAN JOAQUIN COUNTY	46,000,000 1	-	-	-	22,465,000 2
SOUTH SAN JOAQUIN IRRIGATION DISTRICT	-	-	-	-	5,975,000 1
SOUTHERN SAN JOAQUIN VALLEY POWER AUTHORITY	-	-	-	-	15,000,000 1
STOCKTON	-	-	2,200,000 1	-	21,790,000 4
STOCKTON UNIFIED SCHOOL DISTRICT	4,900,000 1	-	-	-	-
TRACY	2,320,000 1	-	-	-	-

**TABLE A-11
SUMMARY OF 1991 LOCAL DEBT FINANCINGS
BY PURPOSE OF THE FINANCING
(AGGREGATE \$ AMOUNT ISSUED AND NUMBER OF ISSUES¹)**

<u>ISSUER</u>	<u>EDUCATION</u>	<u>REDEVELOPMENT</u>	<u>COMMERCIAL/ INDUSTRIAL DEVELOPMENT</u>	<u>OTHER</u>
VALLEY CENTER MUNICIPAL WATER DISTRICT	-	-	-	-
VISTA	-	-	-	-
VISTA JOINT POWERS FINANCING AUTHORITY ¹¹	-	-	-	-
VISTA UNIFIED SCHOOL DISTRICT	11,992,575	1	-	-
VISTA UNIFIED SCHOOL DISTRICT (SDALG) ¹¹	-	-	-	-
<u>SAN FRANCISCO COUNTY</u>				
SAN FRANCISCO CITY AND COUNTY	-	-	-	-
SAN FRANCISCO CITY AND COUNTY REDEVELOPMENT AGENCY	-	-	-	-
SAN FRANCISCO UNIFIED SCHOOL DISTRICT	538,759	1	-	-
SAN FRANCISCO CITY AND COUNTY FINANCE CORPORATION	-	-	-	-
SAN FRANCISCO CITY AND COUNTY PUBLIC UTILITIES COMMISSION	-	-	-	-
SAN FRANCISCO CITY AND COUNTY REDEVELOPMENT FINANCING AUTHORITY	-	26,998,005	2	-
<u>SAN JOAQUIN COUNTY</u>				
LINCOLN UNIFIED SCHOOL DISTRICT CFD NO 1	13,240,000	1	-	-
LODI	-	-	-	-
LODI UNIFIED SCHOOL DISTRICT	-	-	-	-
MANTECA REDEVELOPMENT AGENCY	-	5,450,000	2	-
RIPON	-	-	-	-
RIPON PUBLIC FINANCING AUTHORITY ¹¹	-	-	-	-
SAN JOAQUIN COUNTY	-	-	-	-
SOUTH SAN JOAQUIN IRRIGATION DISTRICT	-	-	-	-
SOUTHERN SAN JOAQUIN VALLEY POWER AUTHORITY	-	-	-	-
STOCKTON	-	-	-	-
STOCKTON UNIFIED SCHOOL DISTRICT	-	-	-	-
TRACY	-	-	-	-

**TABLE A-11
SUMMARY OF 1991 LOCAL DEBT FINANCINGS
BY PURPOSE OF THE FINANCING
(AGGREGATE \$ AMOUNT ISSUED AND NUMBER OF ISSUES¹)**

<u>ISSUER</u>	<u>INTERIM FINANCE</u>		<u>SINGLE FAMILY HOUSING</u>	<u>MULTIFAMILY HOUSING</u>	<u>HOSPITALS/ HEALTH CARE</u>	<u>CAPITAL IMPROVEMENTS/ PUBLIC WORKS</u>	
TRACY CFD NO 1991-1	-		-	-	-	2,400,000	1
TRACY RURAL FIRE PROTECTION DISTRICT	-		-	-	-	133,567	1
TRACY SCHOOL DISTRICT	2,600,000	1	-	-	-	-	
<u>SAN LUIS OBISPO COUNTY</u>							
ARROYO GRANDE	-		-	-	1,900,000	-	1
ATASCADERO UNIFIED SCHOOL DISTRICT	-		-	-	-	-	
EL PASO DE ROBLES REDEVELOPMENT AGENCY	-		-	-	-	-	
LUCIA MAR UNIFIED SCHOOL DISTRICT	-		-	-	-	-	
PASO ROBLES UNION ELEMENTARY SCHOOL DISTRICT	1,170,000	1	-	-	-	-	
PISMO BEACH	-		-	-	-	313,506	2
SAN LUIS COASTAL UNIFIED SCHOOL DISTRICT	4,650,000	1	-	-	-	-	
SAN LUIS OBISPO COUNTY	-		-	-	-	4,565,000	1
<u>SAN MATEO COUNTY</u>							
BAYSHORE ELEMENTARY SCHOOL DISTRICT (CSBAFC) ¹¹	385,000	1	-	-	-	-	
BELMONT ELEMENTARY SCHOOL DISTRICT (CSBAFC) ¹¹	2,130,000	1	-	-	-	-	
BELMONT SCHOOL DISTRICT	-		-	-	-	-	
BRISBANE	-		-	-	-	8,265,000	1
BRISBANE ELEMENTARY SCHOOL DISTRICT (CSBAFC) ¹¹	535,000	1	-	-	-	-	
BRISBANE PUBLIC FINANCING AUTHORITY ¹¹	-		-	-	-	9,105,000	1
BURLINGAME	-		-	-	-	14,430,000	1
BURLINGAME ELEMENTARY SCHOOL DISTRICT (CSBAFC) ¹¹	2,140,000	1	-	-	-	-	
COASTSIDE COUNTY WATER DISTRICT	-		-	-	-	7,481,252	1
JEFFERSON UNION HIGH SCHOOL DISTRICT	4,000,000	1	-	-	-	-	
LAGUNA SALADA UNION ELEMENTARY SCHOOL DISTRICT (CSBAFC) ¹¹	2,250,000	1	-	-	-	-	
LAS LOMITAS ELEMENTARY SCHOOL DISTRICT (CSBAFC) ¹¹	800,000	1	-	-	-	-	
MENLO PARK ELEMENTARY SCHOOL DISTRICT (CSBAFC) ¹¹	1,750,000	1	-	-	-	-	
MILLBRAE ELEMENTARY SCHOOL DISTRICT	1,750,000	1	-	-	-	-	

**TABLE A-11
SUMMARY OF 1991 LOCAL DEBT FINANCINGS
BY PURPOSE OF THE FINANCING
(AGGREGATE \$ AMOUNT ISSUED AND NUMBER OF ISSUES¹)**

<u>ISSUER</u>	<u>EDUCATION</u>	<u>REDEVELOPMENT</u>	<u>COMMERCIAL/ INDUSTRIAL DEVELOPMENT</u>	<u>OTHER</u>
TRACY CFD NO 1991-1	-	-	-	-
TRACY RURAL FIRE PROTECTION DISTRICT	-	-	-	-
TRACY SCHOOL DISTRICT	-	-	-	-
<u>SAN LUIS OBISPO COUNTY</u>				
ARROYO GRANDE	-	-	-	-
ATASCADERO UNIFIED SCHOOL DISTRICT	5,625,000 1	-	-	-
EL PASO DE ROBLES REDEVELOPMENT AGENCY	-	3,500,000 1	-	-
LUCIA MAR UNIFIED SCHOOL DISTRICT	5,500,000 1	-	-	-
PASO ROBLES UNION ELEMENTARY SCHOOL DISTRICT	5,170,000 1	-	-	-
PISMO BEACH	-	-	-	-
SAN LUIS COASTAL UNIFIED SCHOOL DISTRICT	-	-	-	-
SAN LUIS OBISPO COUNTY	-	-	-	-
<u>SAN MATEO COUNTY</u>				
BAYSHORE ELEMENTARY SCHOOL DISTRICT (CSBAFC) ¹¹	-	-	-	-
BELMONT ELEMENTARY SCHOOL DISTRICT (CSBAFC) ¹¹	-	-	-	-
BELMONT SCHOOL DISTRICT	1,100,000 1	-	-	-
BRISBANE	-	-	-	-
BRISBANE ELEMENTARY SCHOOL DISTRICT (CSBAFC) ¹¹	-	-	-	-
BRISBANE PUBLIC FINANCING AUTHORITY ¹¹	-	-	-	-
BURLINGAME	-	-	-	-
BURLINGAME ELEMENTARY SCHOOL DISTRICT (CSBAFC) ¹¹	-	-	-	-
COASTSIDE COUNTY WATER DISTRICT	-	-	-	-
JEFFERSON UNION HIGH SCHOOL DISTRICT	-	-	-	-
LAGUNA SALADA UNION ELEMENTARY SCHOOL DISTRICT (CSBAFC) ¹¹	-	-	-	-
LAS LOMITAS ELEMENTARY SCHOOL DISTRICT (CSBAFC) ¹¹	-	-	-	-
MENLO PARK ELEMENTARY SCHOOL DISTRICT (CSBAFC) ¹¹	-	-	-	-
MILLBRAE ELEMENTARY SCHOOL DISTRICT	2,340,000 1	-	-	-

**TABLE A-11
SUMMARY OF 1991 LOCAL DEBT FINANCINGS
BY PURPOSE OF THE FINANCING
(AGGREGATE \$ AMOUNT ISSUED AND NUMBER OF ISSUES¹)**

<u>ISSUER</u>	<u>INTERIM FINANCE</u>	<u>SINGLE FAMILY HOUSING</u>	<u>MULTIFAMILY HOUSING</u>	<u>HOSPITALS/ HEALTH CARE</u>	<u>CAPITAL IMPROVEMENTS/ PUBLIC WORKS</u>	
PENINSULA FAMILY YMCA	-	-	-	-	6,500,000	1
PORTOLA VALLEY ELEMENTARY SCHOOL DISTRICT (CSBAFC) ¹¹	820,000	1	-	-	-	
REDWOOD CITY PUBLIC FINANCING AUTHORITY ¹¹	-	-	-	-	26,715,000	1
REDWOOD CITY ELEMENTARY SCHOOL DISTRICT (CSBAFC) ¹¹	4,990,000	1	-	-	-	
SAN BRUNO PARK ELEMENTARY SCHOOL DISTRICT (CSBAFC) ¹¹	2,300,000	1	-	-	-	
SAN CARLOS REDEVELOPMENT AGENCY	-	-	-	-	-	
SAN CARLOS SCHOOL DISTRICT	1,500,000	1	-	-	-	
SAN MATEO CITY SCHOOL DISTRICT	-	-	-	-	-	
SAN MATEO COUNTY	-	-	-	-	63,539,741	1
SAN MATEO COUNTY BOARD OF EDUCATION	-	-	-	-	-	
SAN MATEO COUNTY COMMUNITY COLLEGE DISTRICT	-	-	-	-	-	
SAN MATEO UNION HIGH SCHOOL DISTRICT	9,000,000	1	-	-	-	
SAN MATEO CITY SCHOOL DISTRICT (CSBAFC) ¹¹	3,500,000	1	-	-	-	
SEQUOIA UNION HIGH SCHOOL DISTRICT (CSBAFC) ¹¹	4,980,000	1	-	-	-	
SOUTH SAN FRANCISCO	-	-	-	-	11,200,000	1
SOUTH SAN FRANCISCO UNIFIED SCHOOL DISTRICT	5,000,000	1	-	-	-	
SOUTH SAN FRANCISCO CAPITAL IMPROVEMENTS FINANCING AUTHORITY	-	-	-	-	5,715,000	1
WOODSIDE SCHOOL DISTRICT	375,000	1	-	-	-	
SANTA BARBARA COUNTY						
COLD SPRING ELEMENTARY SCHOOL DISTRICT (CSBAFC) ¹¹	205,000	1	-	-	-	
GOLETA UNION SCHOOL DISTRICT	4,000,000	1	-	-	-	
LOMPOC	4,200,000	1	-	-	-	
LOMPOC UNIFIED SCHOOL DISTRICT (CSBAFC) ¹¹	4,250,000	1	-	-	-	
MONTECITO WATER DISTRICT	-	-	-	-	1,500,000	1
SANTA BARBARA COUNTY	27,000,000	1	-	-	39,005,000	1
SANTA BARBARA HIGH SCHOOL DISTRICT	4,800,000	1	-	-	-	

**TABLE A-11
SUMMARY OF 1991 LOCAL DEBT FINANCINGS
BY PURPOSE OF THE FINANCING
(AGGREGATE \$ AMOUNT ISSUED AND NUMBER OF ISSUES¹)**

<u>ISSUER</u>	<u>EDUCATION</u>	<u>REDEVELOPMENT</u>	<u>COMMERCIAL/ INDUSTRIAL DEVELOPMENT</u>	<u>OTHER</u>
PENINSULA FAMILY YMCA	-	-	-	-
PORTOLA VALLEY ELEMENTARY SCHOOL DISTRICT (CSBAFC) ¹¹	-	-	-	-
REDWOOD CITY PUBLIC FINANCING AUTHORITY ¹¹	-	16,950,000	1	-
REDWOOD CITY ELEMENTARY SCHOOL DISTRICT (CSBAFC) ¹¹	-	-	-	-
SAN BRUNO PARK ELEMENTARY SCHOOL DISTRICT (CSBAFC) ¹¹	-	-	-	-
SAN CARLOS REDEVELOPMENT AGENCY	-	8,710,000	1	-
SAN CARLOS SCHOOL DISTRICT	1,070,000	1	-	-
SAN MATEO CITY SCHOOL DISTRICT	8,000,000	1	-	-
SAN MATEO COUNTY	-	-	-	-
SAN MATEO COUNTY BOARD OF EDUCATION	6,225,000	1	-	-
SAN MATEO COUNTY COMMUNITY COLLEGE DISTRICT	4,940,000	1	-	-
SAN MATEO UNION HIGH SCHOOL DISTRICT	-	-	-	-
SAN MATEO CITY SCHOOL DISTRICT (CSBAFC) ¹¹	-	-	-	-
SEQUOIA UNION HIGH SCHOOL DISTRICT (CSBAFC) ¹¹	-	-	-	-
SOUTH SAN FRANCISCO	-	-	-	-
SOUTH SAN FRANCISCO UNIFIED SCHOOL DISTRICT	-	-	-	-
SOUTH SAN FRANCISCO CAPITAL IMPROVEMENTS FINANCING AUTHORITY	-	-	-	-
WOODSIDE SCHOOL DISTRICT	-	-	-	-
<u>SANTA BARBARA COUNTY</u>				
COLD SPRING ELEMENTARY SCHOOL DISTRICT (CSBAFC) ¹¹	-	-	-	-
GOLETA UNION SCHOOL DISTRICT	-	-	-	-
LOMPOC	-	-	-	-
LOMPOC UNIFIED SCHOOL DISTRICT (CSBAFC) ¹¹	-	-	-	-
MONTECITO WATER DISTRICT	-	-	-	-
SANTA BARBARA COUNTY	-	-	-	-
SANTA BARBARA HIGH SCHOOL DISTRICT	-	-	-	-

**TABLE A-11
SUMMARY OF 1991 LOCAL DEBT FINANCINGS
BY PURPOSE OF THE FINANCING
(AGGREGATE \$ AMOUNT ISSUED AND NUMBER OF ISSUES¹)**

<u>ISSUER</u>	<u>INTERIM FINANCE</u>	<u>SINGLE FAMILY HOUSING</u>	<u>MULTIFAMILY HOUSING</u>	<u>HOSPITALS/ HEALTH CARE</u>	<u>CAPITAL IMPROVEMENTS/ PUBLIC WORKS</u>
SANTA BARBARA HOUSING AUTHORITY	-	-	635,000	2	-
SANTA BARBARA REDEVELOPMENT AGENCY	-	-	-	-	-
SANTA BARBARA SCHOOL DISTRICT	3,000,000	1	-	-	-
SANTA MARIA	5,000,000	1	-	-	-
SANTA MARIA-BONITA SCHOOL DISTRICT	-	-	-	-	-
SANTA YNEZ VALLEY UNION HIGH SCHOOL DISTRICT	-	-	-	-	-
SANTA YNEZ VALLEY HIGH SCHOOL DISTRICT (CSBAFC) ¹¹	850,000	1	-	-	-
<u>SANTA CLARA COUNTY</u>					
ALUM ROCK UNION ELEMENTARY SCHOOL DISTRICT	-	-	-	-	-
BERRYESSA UNION ELEMENTARY SCHOOL DISTRICT (CSBAFC) ¹¹	4,990,000	1	-	-	-
CAMPBELL	-	-	-	-	30,245,000
CAMPBELL UNION HIGH SCHOOL DISTRICT (CSBAFC) ¹¹	4,980,000	1	-	-	-
CUPERTINO	-	-	-	-	32,970,000
CUPERTINO UNION SCHOOL DISTRICT	5,000,000	1	-	-	-
EAST SIDE UNION HIGH SCHOOL DISTRICT	2,300,000	1	-	-	-
EVERGREEN SCHOOL DISTRICT	-	-	-	-	-
FOOTHILL-DE ANZA COMMUNITY COLLEGE DISTRICT	-	-	-	-	-
FRANKLIN-MCKINLEY ELEMENTARY SCHOOL DISTRICT (CSBAFC) ¹¹	2,440,000	1	-	-	-
FRANKLIN-MCKINLEY SCHOOL DISTRICT	-	-	-	-	-
FREMONT UNION HIGH SCHOOL DISTRICT	5,850,000	1	-	-	-
GILROY	-	-	-	-	4,030,000
GILROY UNIFIED SCHOOL DISTRICT (CSBAFC) ¹¹	4,990,000	1	-	-	-
LOS ALTOS SCHOOL DISTRICT	2,450,000	1	-	-	-
LOS GATOS UNION ELEMENTARY SCHOOL DISTRICT (CSBAFC) ¹¹	2,750,000	1	-	-	-
LOS GATOS-SARATOGA JOINT UNION HIGH SCHOOL DISTRICT (CSBAFC) ¹¹	3,500,000	1	-	-	-
MILPITAS	-	-	-	-	1,580,215
MILPITAS UNIFIED SCHOOL DISTRICT	3,950,000	1	-	-	-

**TABLE A-11
SUMMARY OF 1991 LOCAL DEBT FINANCINGS
BY PURPOSE OF THE FINANCING
(AGGREGATE \$ AMOUNT ISSUED AND NUMBER OF ISSUES¹)**

<u>ISSUER</u>	<u>EDUCATION</u>	<u>REDEVELOPMENT</u>	<u>COMMERCIAL/ INDUSTRIAL DEVELOPMENT</u>	<u>OTHER</u>
SANTA BARBARA HOUSING AUTHORITY	-	-	-	-
SANTA BARBARA REDEVELOPMENT AGENCY	-	38,685,000	1	-
SANTA BARBARA SCHOOL DISTRICT	-	-	-	-
SANTA MARIA	-	-	-	-
SANTA MARIA-BONITA SCHOOL DISTRICT	4,980,000	1	-	-
SANTA YNEZ VALLEY UNION HIGH SCHOOL DISTRICT	9,525,000	1	-	-
SANTA YNEZ VALLEY HIGH SCHOOL DISTRICT (CSBAFC) ¹¹	-	-	-	-
<u>SANTA CLARA COUNTY</u>				
ALUM ROCK UNION ELEMENTARY SCHOOL DISTRICT	11,973,360	1	-	-
BERRYESSA UNION ELEMENTARY SCHOOL DISTRICT (CSBAFC) ¹¹	-	-	-	-
CAMPBELL	-	-	-	-
CAMPBELL UNION HIGH SCHOOL DISTRICT (CSBAFC) ¹¹	-	-	-	-
CUPERTINO	-	-	-	-
CUPERTINO UNION SCHOOL DISTRICT	-	-	-	-
EAST SIDE UNION HIGH SCHOOL DISTRICT	9,500,000	1	-	-
EVERGREEN SCHOOL DISTRICT	4,000,000	1	-	-
FOOTHILL-DE ANZA COMMUNITY COLLEGE DISTRICT	4,665,000	1	-	-
FRANKLIN-MCKINLEY ELEMENTARY SCHOOL DISTRICT (CSBAFC) ¹¹	-	-	-	-
FRANKLIN-MCKINLEY SCHOOL DISTRICT	1,560,000	1	-	-
FREMONT UNION HIGH SCHOOL DISTRICT	-	-	-	-
GILROY	-	-	-	-
GILROY UNIFIED SCHOOL DISTRICT (CSBAFC) ¹¹	-	-	-	-
LOS ALTOS SCHOOL DISTRICT	-	-	-	-
LOS GATOS UNION ELEMENTARY SCHOOL DISTRICT (CSBAFC) ¹¹	-	-	-	-
LOS GATOS-SARATOGA JOINT UNION HIGH SCHOOL DISTRICT (CSBAFC) ¹¹	-	-	-	-
MILPITAS	-	-	-	-
MILPITAS UNIFIED SCHOOL DISTRICT	-	-	-	-

**TABLE A-11
SUMMARY OF 1991 LOCAL DEBT FINANCINGS
BY PURPOSE OF THE FINANCING
(AGGREGATE \$ AMOUNT ISSUED AND NUMBER OF ISSUES¹)**

<u>ISSUER</u>	<u>INTERIM FINANCE</u>	<u>SINGLE FAMILY HOUSING</u>	<u>MULTIFAMILY HOUSING</u>	<u>HOSPITALS/ HEALTH CARE</u>	<u>CAPITAL IMPROVEMENTS/ PUBLIC WORKS</u>
MORGAN HILL	-	-	-	-	5,000,000 1
MORGAN HILL UNIFIED SCHOOL DISTRICT	-	-	-	-	-
MOUNTAIN VIEW-LOS ALTOS UNION HIGH SCHOOL DISTRICT	2,800,000 1	-	-	-	-
NORTH COUNTY LIBRARY AUTHORITY	-	-	-	-	3,645,000 1
OAK GROVE ELEMENTARY SCHOOL DISTRICT (CSBAFC) ¹¹	4,990,000 1	-	-	-	-
ORCHARD SCHOOL DISTRICT (CSBAFC) ¹¹	570,000 1	-	-	-	-
PALO ALTO UNIFIED SCHOOL DISTRICT (CSBAFC) ¹¹	4,990,000 1	-	-	-	-
RAVENSWOOD CITY SCHOOL DISTRICT	-	-	-	-	-
SAN JOSE	-	-	-	-	30,225,000 1
SAN JOSE REDEVELOPMENT AGENCY	-	-	-	-	-
SANTA CLARA	-	-	-	-	86,960,000 1
SANTA CLARA COUNTY	75,000,000 1	-	-	9,565,000 1	76,550,000 1
SANTA CLARA COUNTY BOARD OF EDUCATION	-	-	-	-	-
SANTA CLARA COUNTY HOUSING AUTHORITY	-	-	4,035,000 1	-	-
SANTA CLARA COUNTY TRANSIT DISTRICT	-	-	-	-	34,375,000 1
SANTA CLARA UNIFIED SCHOOL DISTRICT	5,000,000 1	-	-	-	-
SARATOGA UNIFIED SCHOOL DISTRICT	1,700,000 1	-	-	-	-
SUNNYVALE ELEMENTARY SCHOOL DISTRICT	5,000,000 1	-	-	-	-
UNION SCHOOL DISTRICT (CSBAFC) ¹¹	3,500,000 1	-	-	-	-
<u>SANTA CRUZ COUNTY</u>					
BONNY DOON UNION ELEMENTARY SCHOOL DISTRICT	-	-	-	-	-
SANTA CRUZ	-	-	-	-	1,539,000 1
SANTA CRUZ COUNTY	37,000,000 1	-	-	22,925,000 1	-
SANTA CRUZ COUNTY HOUSING AUTHORITY	-	13,650,000 1	-	-	-
SANTA CRUZ METROPOLITAN TRANSIT DISTRICT	2,200,000 1	-	-	-	-
SANTA CRUZ CITY ELEMENTARY AND HIGH SCHOOL DISTRICT (CSBAFC) ¹¹	4,980,000 1	-	-	-	-
SANTA CRUZ COUNTY BOARD OF EDUCATION (CSBAFC) ¹¹	2,600,000 1	-	-	-	-

TABLE A-11
SUMMARY OF 1991 LOCAL DEBT FINANCINGS
BY PURPOSE OF THE FINANCING
(AGGREGATE \$ AMOUNT ISSUED AND NUMBER OF ISSUES¹)

<u>ISSUER</u>	<u>EDUCATION</u>	<u>REDEVELOPMENT</u>	<u>COMMERCIAL/ INDUSTRIAL DEVELOPMENT</u>	<u>OTHER</u>
MORGAN HILL	-	-	-	-
MORGAN HILL UNIFIED SCHOOL DISTRICT	6,595,000 1	-	-	-
MOUNTAIN VIEW-LOS ALTOS UNION HIGH SCHOOL DISTRICT	5,925,000 1	-	-	-
NORTH COUNTY LIBRARY AUTHORITY	-	-	-	-
OAK GROVE ELEMENTARY SCHOOL DISTRICT (CSBAFC) ¹¹	-	-	-	-
ORCHARD SCHOOL DISTRICT (CSBAFC) ¹¹	-	-	-	-
PALO ALTO UNIFIED SCHOOL DISTRICT (CSBAFC) ¹¹	-	-	-	-
RAVENSWOOD CITY SCHOOL DISTRICT	2,530,000 1	-	-	-
SAN JOSE	-	-	-	-
SAN JOSE REDEVELOPMENT AGENCY	-	100,000,000 2	-	-
SANTA CLARA	-	-	-	-
SANTA CLARA COUNTY	-	-	-	-
SANTA CLARA COUNTY BOARD OF EDUCATION	1,465,000 1	-	-	-
SANTA CLARA COUNTY HOUSING AUTHORITY	-	-	-	-
SANTA CLARA COUNTY TRANSIT DISTRICT	-	-	-	-
SANTA CLARA UNIFIED SCHOOL DISTRICT	-	-	-	-
SARATOGA UNIFIED SCHOOL DISTRICT	-	-	-	-
SUNNYVALE ELEMENTARY SCHOOL DISTRICT	-	-	-	-
UNION SCHOOL DISTRICT (CSBAFC) ¹¹	-	-	-	-
<u>SANTA CRUZ COUNTY</u>				
BONNY DOON UNION ELEMENTARY SCHOOL DISTRICT	1,500,000 1	-	-	-
SANTA CRUZ	-	-	-	-
SANTA CRUZ COUNTY	-	-	-	-
SANTA CRUZ COUNTY HOUSING AUTHORITY	-	-	-	-
SANTA CRUZ METROPOLITAN TRANSIT DISTRICT	-	-	-	-
SANTA CRUZ CITY ELEMENTARY AND HIGH SCHOOL DISTRICT (CSBAFC) ¹¹	-	-	-	-
SANTA CRUZ COUNTY BOARD OF EDUCATION (CSBAFC) ¹¹	-	-	-	-

**TABLE A-11
SUMMARY OF 1991 LOCAL DEBT FINANCINGS
BY PURPOSE OF THE FINANCING
(AGGREGATE \$ AMOUNT ISSUED AND NUMBER OF ISSUES¹)**

<u>ISSUER</u>	<u>INTERIM FINANCE</u>	<u>SINGLE FAMILY HOUSING</u>	<u>MULTIFAMILY HOUSING</u>	<u>HOSPITALS/ HEALTH CARE</u>	<u>CAPITAL IMPROVEMENTS/ PUBLIC WORKS</u>	
SCOTTS VALLEY	-	-	-	-	1,920,000	2
SCOTTS VALLEY WATER DISTRICT	-	-	-	-	500,000	1
SCOTTS VALLEY UNION ELEMENTARY SCHOOL DISTRICT (CSBAFC) ¹¹	1,170,000	1	-	-	-	-
SOQUEL CREEK WATER DISTRICT	-	-	-	-	3,500,000	1
SOQUEL UNION ELEMENTARY SCHOOL DISTRICT (CSBAFC) ¹¹	1,500,000	1	-	-	-	-
WATSONVILLE	-	-	-	-	18,130,000	3
<u>SHASTA COUNTY</u>						
COTTONWOOD WATER DISTRICT	-	-	-	-	434,852	1
ENTERPRISE SCHOOL DISTRICT	-	-	-	-	-	-
REDDING	-	-	-	-	956,356	2
REDDING SCHOOL DISTRICT	-	-	-	-	-	-
SHASTA COUNTY (CSAC)	4,970,000	1	-	-	-	-
SHASTA UNION HIGH SCHOOL DISTRICT (CSBAFC) ¹¹	3,750,000	1	-	-	-	-
<u>SISKIYOU COUNTY</u>						
FORT JONES	-	-	-	-	325,000	1
MT SHASTA	-	-	-	-	825,220	1
SISKIYOU COUNTY (CSAC) ¹¹	4,250,000	1	-	-	-	-
<u>SOLANO COUNTY</u>						
BENICIA	-	-	-	-	13,935,000	1
BENICIA UNIFIED SCHOOL DISTRICT	-	-	-	-	-	-
DIXON UNIFIED SCHOOL DISTRICT	-	-	-	-	-	-
FAIRFIELD	4,255,000	1	-	-	9,050,302	1
FAIRFIELD PUBLIC FINANCING AUTHORITY ¹¹	-	-	-	-	8,065,000	1
FAIRFIELD-SUISUN SEWER DISTRICT	-	-	-	-	39,644,619	1
RIO VISTA REDEVELOPMENT AGENCY	-	-	-	-	-	-
TRAVIS UNIFIED SCHOOL DISTRICT	-	-	-	-	-	-

TABLE A-11
SUMMARY OF 1991 LOCAL DEBT FINANCINGS
BY PURPOSE OF THE FINANCING
(AGGREGATE \$ AMOUNT ISSUED AND NUMBER OF ISSUES¹)

<u>ISSUER</u>	<u>EDUCATION</u>	<u>REDEVELOPMENT</u>	<u>COMMERCIAL/ INDUSTRIAL DEVELOPMENT</u>	<u>OTHER</u>
SCOTTS VALLEY	-	-	-	-
SCOTTS VALLEY WATER DISTRICT	-	-	-	-
SCOTTS VALLEY UNION ELEMENTARY SCHOOL DISTRICT (CSBAFC) ¹¹	-	-	-	-
SOQUEL CREEK WATER DISTRICT	-	-	-	-
SOQUEL UNION ELEMENTARY SCHOOL DISTRICT (CSBAFC) ¹¹	-	-	-	-
WATSONVILLE	-	-	-	-
<u>SHASTA COUNTY</u>				
COTTONWOOD WATER DISTRICT	-	-	-	-
ENTERPRISE SCHOOL DISTRICT	4,740,000	1	-	-
REDDING	-	-	-	-
REDDING SCHOOL DISTRICT	2,135,000	1	-	-
SHASTA COUNTY (CSAC) ¹¹	-	-	-	-
SHASTA UNION HIGH SCHOOL DISTRICT (CSBAFC) ¹¹	-	-	-	-
<u>SISKIYOU COUNTY</u>				
FORT JONES	-	-	-	-
MT SHASTA	-	-	-	-
SISKIYOU COUNTY (CSAC) ¹¹	-	-	-	-
<u>SOLANO COUNTY</u>				
BENICIA	-	-	-	-
BENICIA UNIFIED SCHOOL DISTRICT	19,085,000	2	-	-
DIXON UNIFIED SCHOOL DISTRICT	5,110,000	1	-	-
FAIRFIELD	-	-	-	-
FAIRFIELD PUBLIC FINANCING AUTHORITY ¹¹	-	-	-	-
FAIRFIELD-SUISUN SEWER DISTRICT	-	-	-	-
RIO VISTA REDEVELOPMENT AGENCY	-	920,000	1	-
TRAVIS UNIFIED SCHOOL DISTRICT	135,000	2	-	-

**TABLE A-11
SUMMARY OF 1991 LOCAL DEBT FINANCINGS
BY PURPOSE OF THE FINANCING
(AGGREGATE \$ AMOUNT ISSUED AND NUMBER OF ISSUES¹)**

<u>ISSUER</u>	<u>INTERIM FINANCE</u>	<u>SINGLE FAMILY HOUSING</u>	<u>MULTIFAMILY HOUSING</u>	<u>HOSPITALS/ HEALTH CARE</u>	<u>CAPITAL IMPROVEMENTS/ PUBLIC WORKS</u>	
VACAVILLE	-	-	-	-	16,838,900	3
VACAVILLE CFD NO 2	-	-	-	-	8,740,000	1
VALLEJO CFD NO 1991-1	-	-	-	-	12,000,000	1
VALLEJO CITY UNIFIED SCHOOL DISTRICT CFD NO 2	-	-	-	-	-	-
SONOMA COUNTY						
ANALY UNION HIGH SCHOOL DISTRICT (CSBAFC) ¹¹	1,415,000	1	-	-	-	-
BELLEVUE UNION ELEMENTARY SCHOOL DISTRICT (CSBAFC) ¹¹	1,085,000	1	-	-	-	-
BENNETT VALLEY UNION ELEMENTARY SCHOOL DISTRICT (CSBAFC) ¹¹	655,000	1	-	-	-	-
CINNABAR ELEMENTARY SCHOOL DISTRICT (CSBAFC) ¹¹	150,000	1	-	-	-	-
CLOVERDALE UNIFIED SCHOOL DISTRICT (CSBAFC) ¹¹	1,040,000	1	-	-	-	-
COTATI-ROHNERT PARK UNIFIED SCHOOL DISTRICT	-	-	-	-	-	-
FORESTVILLE UNION ELEMENTARY SCHOOL DISTRICT (CSBAFC) ¹¹	335,000	1	-	-	-	-
GEYSERVILLE UNIFIED SCHOOL DISTRICT (CSBAFC) ¹¹	550,000	1	-	-	-	-
GRAVENSTEIN UNION ELEMENTARY SCHOOL DISTRICT (CSBAFC) ¹¹	710,000	1	-	-	-	-
GUERNEVILLE ELEMENTARY SCHOOL DISTRICT (CSBAFC) ¹¹	640,000	1	-	-	-	-
HARMONY UNION SCHOOL DISTRICT (CSBAFC) ¹¹	580,000	1	-	-	-	-
HEALDSBURG UNION HIGH SCHOOL DISTRICT	1,600,000	1	-	-	-	-
HEALDSBURG UNION SCHOOL DISTRICT	1,200,000	1	-	-	-	-
HORICON ELEMENTARY SCHOOL DISTRICT (CSBAFC) ¹¹	160,000	1	-	-	-	-
KENWOOD ELEMENTARY SCHOOL DISTRICT (CSBAFC) ¹¹	185,000	1	-	-	-	-
LIBERTY ELEMENTARY SCHOOL DISTRICT (CSBAFC) ¹¹	65,000	1	-	-	-	-
MARK WEST UNION SCHOOL DISTRICT (CSBAFC) ¹¹	1,000,000	1	-	-	-	-
MONTE RIO UNION ELEMENTARY SCHOOL DISTRICT (CSBAFC) ¹¹	195,000	1	-	-	-	-
OAK GROVE UNION SCHOOL DISTRICT	-	-	-	-	-	-
OAK GROVE UNION ELEMENTARY SCHOOL DISTRICT (CSBAFC) ¹¹	425,000	1	-	-	-	-
OLD ADOBE UNION ELEMENTARY SCHOOL DISTRICT (CSBAFC) ¹¹	1,250,000	1	-	-	-	-
PETALUMA	-	-	-	-	16,120,000	1

TABLE A-11
SUMMARY OF 1991 LOCAL DEBT FINANCINGS
BY PURPOSE OF THE FINANCING
(AGGREGATE \$ AMOUNT ISSUED AND NUMBER OF ISSUES¹)

<u>ISSUER</u>	<u>EDUCATION</u>	<u>REDEVELOPMENT</u>	<u>COMMERCIAL/ INDUSTRIAL DEVELOPMENT</u>	<u>OTHER</u>
VACAVILLE	-	-	-	-
VACAVILLE CFD NO 2	-	-	-	-
VALLEJO CFD NO 1991-1	-	-	-	-
VALLEJO CITY UNIFIED SCHOOL DISTRICT CFD NO 2	15,545,000	2	-	-
<u>SONOMA COUNTY</u>				
ANALY UNION HIGH SCHOOL DISTRICT (CSBAFC) ¹¹	-	-	-	-
BELLEVUE UNION ELEMENTARY SCHOOL DISTRICT (CSBAFC) ¹¹	-	-	-	-
BENNETT VALLEY UNION ELEMENTARY SCHOOL DISTRICT (CSBAFC) ¹¹	-	-	-	-
CINNABAR ELEMENTARY SCHOOL DISTRICT (CSBAFC) ¹¹	-	-	-	-
CLOVERDALE UNIFIED SCHOOL DISTRICT (CSBAFC) ¹¹	-	-	-	-
COTATI-ROHNERT PARK UNIFIED SCHOOL DISTRICT	12,000,000	1	-	-
FORESTVILLE UNION ELEMENTARY SCHOOL DISTRICT (CSBAFC) ¹¹	-	-	-	-
GEYSERVILLE UNIFIED SCHOOL DISTRICT (CSBAFC) ¹¹	-	-	-	-
GRAVENSTEIN UNION ELEMENTARY SCHOOL DISTRICT (CSBAFC) ¹¹	-	-	-	-
GUERNEVILLE ELEMENTARY SCHOOL DISTRICT (CSBAFC) ¹¹	-	-	-	-
HARMONY UNION SCHOOL DISTRICT (CSBAFC) ¹¹	-	-	-	-
HEALDSBURG UNION HIGH SCHOOL DISTRICT	-	-	-	-
HEALDSBURG UNION SCHOOL DISTRICT	-	-	-	-
HORICON ELEMENTARY SCHOOL DISTRICT (CSBAFC) ¹¹	-	-	-	-
KENWOOD ELEMENTARY SCHOOL DISTRICT (CSBAFC) ¹¹	-	-	-	-
LIBERTY ELEMENTARY SCHOOL DISTRICT (CSBAFC) ¹¹	-	-	-	-
MARK WEST UNION SCHOOL DISTRICT (CSBAFC) ¹¹	-	-	-	-
MONTE RIO UNION ELEMENTARY SCHOOL DISTRICT (CSBAFC) ¹¹	-	-	-	-
OAK GROVE UNION SCHOOL DISTRICT	2,400,000	1	-	-
OAK GROVE UNION ELEMENTARY SCHOOL DISTRICT (CSBAFC) ¹¹	-	-	-	-
OLD ADOBE UNION ELEMENTARY SCHOOL DISTRICT (CSBAFC) ¹¹	-	-	-	-
PETALUMA	-	-	-	-

**TABLE A-11
SUMMARY OF 1991 LOCAL DEBT FINANCINGS
BY PURPOSE OF THE FINANCING
(AGGREGATE \$ AMOUNT ISSUED AND NUMBER OF ISSUES¹)**

<u>ISSUER</u>	<u>INTERIM FINANCE</u>	<u>SINGLE FAMILY HOUSING</u>	<u>MULTIFAMILY HOUSING</u>	<u>HOSPITALS/ HEALTH CARE</u>	<u>CAPITAL IMPROVEMENTS/ PUBLIC WORKS</u>
PINER-OLIVET UNION ELEMENTARY SCHOOL DISTRICT (CSBAFC) ¹¹	890,000	1	-	-	-
RINCON VALLEY UNION ELEMENTARY SCHOOL DISTRICT (CSBAFC) ¹¹	2,250,000	1	-	-	-
ROHNERT PARK	-	-	-	-	8,447,044 2
ROHNERT PARK COMMUNITY DEVELOPMENT AGENCY	-	-	-	-	-
ROHNERT PARK (CA LGA) ¹¹	3,120,000	1	-	-	-
ROSELAND ELEMENTARY SCHOOL DISTRICT (CSBAFC) ¹¹	670,000	1	-	-	-
SANTA ROSA	-	-	-	-	11,810,000 1
SANTA ROSA HIGH SCHOOL AND SANTA ROSA SCHOOL DISTRICTS	5,000,000	1	-	-	-
SEBASTOPOL COMMUNITY DEVELOPMENT AGENCY	-	-	-	-	-
SEBASTOPOL UNION ELEMENTARY SCHOOL DISTRICT (CSBAFC) ¹¹	810,000	1	-	-	-
SONOMA	1,200,000	1	-	-	-
SONOMA COMMUNITY DEVELOPMENT AGENCY	-	-	2,890,000	1	-
SONOMA COUNTY	16,800,000	1	-	-	14,060,355 4
SONOMA COUNTY BOARD OF EDUCATION (CSBAFC) ¹¹	4,130,000	1	-	-	-
SONOMA VALLEY UNIFIED SCHOOL DISTRICT	1,325,000	1	-	-	-
TWIN HILLS FIRE PROTECTION DISTRICT	-	-	-	-	94,054 1
TWIN HILLS UNION ELEMENTARY SCHOOL DISTRICT (CSBAFC) ¹¹	495,000	1	-	-	-
WAUGH SCHOOL DISTRICT CFD NO 1	-	-	-	-	-
WILMAR UNION ELEMENTARY SCHOOL DISTRICT (CSBAFC) ¹¹	245,000	1	-	-	-
WINDSOR UNION SCHOOL DISTRICT (CSBAFC) ¹¹	1,000,000	1	-	-	-
WRIGHT ELEMENTARY SCHOOL DISTRICT (CSBAFC) ¹¹	595,000	1	-	-	-

**TABLE A-11
SUMMARY OF 1991 LOCAL DEBT FINANCINGS
BY PURPOSE OF THE FINANCING
(AGGREGATE \$ AMOUNT ISSUED AND NUMBER OF ISSUES¹)**

<u>ISSUER</u>	<u>EDUCATION</u>	<u>REDEVELOPMENT</u>	<u>COMMERCIAL/ INDUSTRIAL DEVELOPMENT</u>	<u>OTHER</u>
PINER-OLIVET UNION ELEMENTARY SCHOOL DISTRICT (CSBAFC) ¹¹	-	-	-	-
RINCON VALLEY UNION ELEMENTARY SCHOOL DISTRICT (CSBAFC) ¹¹	-	-	-	-
ROHNERT PARK	-	-	-	-
ROHNERT PARK COMMUNITY DEVELOPMENT AGENCY	-	13,099,895	1	-
ROHNERT PARK (CA LGA) ¹¹	-	-	-	-
ROSELAND ELEMENTARY SCHOOL DISTRICT (CSBAFC) ¹¹	-	-	-	-
SANTA ROSA	-	-	-	-
SANTA ROSA HIGH SCHOOL AND SANTA ROSA SCHOOL DISTRICT	-	-	-	-
SEBASTOPOL COMMUNITY DEVELOPMENT AGENCY	-	4,000,000	1	-
SEBASTOPOL UNION ELEMENTARY SCHOOL DISTRICT (CSBAFC) ¹¹	-	-	-	-
SONOMA	-	-	-	-
SONOMA COMMUNITY DEVELOPMENT AGENCY	-	-	-	-
SONOMA COUNTY	-	-	-	-
SONOMA COUNTY BOARD OF EDUCATION (CSBAFC) ¹¹	-	-	-	-
SONOMA VALLEY UNIFIED SCHOOL DISTRICT	-	-	-	-
TWIN HILLS FIRE PROTECTION DISTRICT	-	-	-	-
TWIN HILLS UNION ELEMENTARY SCHOOL DISTRICT (CSBAFC) ¹¹	-	-	-	-
WAUGH SCHOOL DISTRICT CFD NO 1	4,450,000	2	-	-
WILMAR UNION ELEMENTARY SCHOOL DISTRICT (CSBAFC) ¹¹	-	-	-	-
WINDSOR UNION SCHOOL DISTRICT (CSBAFC) ¹¹	-	-	-	-
WRIGHT ELEMENTARY SCHOOL DISTRICT (CSBAFC) ¹¹	-	-	-	-

**TABLE A-11
SUMMARY OF 1991 LOCAL DEBT FINANCINGS
BY PURPOSE OF THE FINANCING
(AGGREGATE \$ AMOUNT ISSUED AND NUMBER OF ISSUES¹)**

<u>ISSUER</u>	<u>INTERIM FINANCE</u>	<u>SINGLE FAMILY HOUSING</u>	<u>MULTIFAMILY HOUSING</u>	<u>HOSPITALS/ HEALTH CARE</u>	<u>CAPITAL IMPROVEMENTS/ PUBLIC WORKS</u>
<u>STANISLAUS COUNTY</u>					
MODESTO	-	-	-	19,247,000	2
MODESTO CITY SCHOOL DISTRICT	-	-	-	-	-
MODESTO CITY SCHOOLS	-	-	-	-	-
NEWMAN	-	-	-	-	3,590,000
OAKDALE UNION ELEMENTARY SCHOOL DISTRICT	-	-	-	-	-
RIVERBANK	-	-	-	-	6,879,893
RIVERBANK PUBLIC FINANCING AUTHORITY ¹¹	-	-	-	-	6,325,000
SALIDA AREA PUBLIC FACILITIES FINANCING AGENCY CFD NO 88-1	-	-	-	-	2,045,000
STANISLAUS COUNTY BOARD OF EDUCATION	5,000,000	1	-	-	-
STANISLAUS UNION SCHOOL DISTRICT	-	-	-	-	-
SYLVAN UNION SCHOOL DISTRICT	-	-	-	-	-
WATERFORD	-	-	-	-	7,812,109
<u>SUTTER COUNTY</u>					
COUNTY SUPERVISORS ASSOCIATION OF CALIFORNIA (SUTTER CO)	-	-	-	2,925,000	1
SUTTER COMMUNITY SERVICES DISTRICT	-	-	-	-	4,720,369
SUTTER COUNTY	-	-	-	-	426,145
YUBA CITY	-	-	-	-	47,827
YUBA CITY PUBLIC FINANCING AUTHORITY ¹¹	-	-	-	-	-
YUBA CITY UNIFIED SCHOOL DISTRICT	3,500,000	1	-	-	-
<u>TEHAMA COUNTY</u>					
GERBER-LAS FLORES COMMUNITY SERVICES DISTRICT	-	-	-	-	421,344
RED BLUFF UNION HIGH SCHOOL DISTRICT	-	-	-	-	-
TEHAMA COUNTY	-	-	-	-	3,255,000

**TABLE A-11
SUMMARY OF 1991 LOCAL DEBT FINANCINGS
BY PURPOSE OF THE FINANCING
(AGGREGATE \$ AMOUNT ISSUED AND NUMBER OF ISSUES¹)**

<u>ISSUER</u>	<u>EDUCATION</u>	<u>REDEVELOPMENT</u>	<u>COMMERCIAL/ INDUSTRIAL DEVELOPMENT</u>	<u>OTHER</u>
<u>STANISLAUS COUNTY</u>				
MODESTO	-	-	-	-
MODESTO CITY SCHOOL DISTRICT	392,165 2	-	-	-
MODESTO CITY SCHOOLS	9,300,000 1	-	-	-
NEWMAN	-	-	-	-
OAKDALE UNION ELEMENTARY SCHOOL DISTRICT	5,000,000 1	-	-	-
RIVERBANK	-	-	-	-
RIVERBANK PUBLIC FINANCING AUTHORITY ¹¹	-	-	-	-
SALIDA AREA PUBLIC FACILITIES FINANCING AGENCY CFD NO 88-1	-	-	-	-
STANISLAUS COUNTY BOARD OF EDUCATION	-	-	-	-
STANISLAUS UNION SCHOOL DISTRICT	1,000,000 1	-	-	-
SYLVAN UNION SCHOOL DISTRICT	11,875,000 1	-	-	-
WATERFORD	-	-	-	-
<u>SUTTER COUNTY</u>				
COUNTY SUPERVISORS ASSOC OF CALIFORNIA (SUTTER CO)	-	-	-	-
SUTTER COMMUNITY SERVICES DISTRICT	-	-	-	-
SUTTER COUNTY	-	-	-	-
YUBA CITY	-	-	-	-
YUBA CITY PUBLIC FINANCING AUTHORITY ¹¹	-	4,950,000 1	-	-
YUBA CITY UNIFIED SCHOOL DISTRICT	1,008,334 1	-	-	-
<u>TEHAMA COUNTY</u>				
GERBER-LAS FLORES COMMUNITY SERVICES DISTRICT	-	-	-	-
RED BLUFF UNION HIGH SCHOOL DISTRICT	2,000,000 1	-	-	-
TEHAMA COUNTY	-	-	-	-

**TABLE A-11
SUMMARY OF 1991 LOCAL DEBT FINANCINGS
BY PURPOSE OF THE FINANCING
(AGGREGATE \$ AMOUNT ISSUED AND NUMBER OF ISSUES¹)**

<u>ISSUER</u>	<u>INTERIM FINANCE</u>	<u>SINGLE FAMILY HOUSING</u>	<u>MULTIFAMILY HOUSING</u>	<u>HOSPITALS/ HEALTH CARE</u>	<u>CAPITAL IMPROVEMENTS/ PUBLIC WORKS</u>
<u>TRINITY COUNTY</u>					
TRINITY COUNTY (CSAC) ¹¹	2,500,000	1	-	-	-
<u>TULARE COUNTY</u>					
BURTON ELEMENTARY SCHOOL DISTRICT (CSBAFC) ¹¹	1,000,000	1	-	-	-
FARMERSVILLE ELEMENTARY SCHOOL DISTRICT (CSBAFC) ¹¹	1,000,000	1	-	-	-
LINDSAY UNIFIED SCHOOL DISTRICT (CSBAFC) ¹¹	2,000,000	1	-	-	-
PONDEROSA COMMUNITY SERVICES DISTRICT	-	-	-	-	90,000
PORTERVILLE ELEMENTARY SCHOOL DISTRICT (CSBAFC) ¹¹	4,500,000	1	-	-	-
PORTERVILLE UNION HIGH SCHOOL DISTRICT (CSBAFC) ¹¹	2,445,000	1	-	-	-
STRATHMORE UNION HIGH SCHOOL DISTRICT (CSBAFC) ¹¹	350,000	1	-	-	-
TERRA BELLA UNION SCHOOL DISTRICT (CCALG) ¹¹	330,000	1	-	-	-
TULARE COUNTY HOUSING AUTHORITY	-	-	3,350,000	1	-
TULARE LOCAL HOSPITAL DISTRICT	-	-	-	13,000,000	1
VISALIA	-	-	-	-	6,200,000
VISALIA UNIFIED SCHOOL DISTRICT (CSBAFC) ¹¹	4,000,000	1	-	-	-
WOODLAKE UNION ELEMENTARY SCHOOL DISTRICT (CSBAFC) ¹¹	1,500,000	1	-	-	-
WOODLAKE UNION HIGH SCHOOL DISTRICT (CSBAFC) ¹¹	1,000,000	1	-	-	-
<u>TUOLUMNE COUNTY</u>					
TUOLUMNE COUNTY (CSAC) ¹¹	4,100,000	1	-	-	-
TUOLUMNE REGIONAL WATER DISTRICT	-	-	-	-	1,100,000
<u>VENTURA COUNTY</u>					
CALLEGUAS MUNICIPAL WATER DISTRICT	-	-	-	-	62,575,000
CAMARILLO	-	-	-	-	7,170,000
CAMROSA WATER DISTRICT	-	-	-	-	6,125,000
CONEJO VALLEY UNIFIED SCHOOL DISTRICT	5,000,000	1	-	-	-
FILLMORE CFD NO 1	-	-	-	-	3,650,000
FILLMORE PUBLIC FINANCING AUTHORITY ¹¹	-	-	-	-	6,000,000

TABLE A-11
SUMMARY OF 1991 LOCAL DEBT FINANCINGS
BY PURPOSE OF THE FINANCING
(AGGREGATE \$ AMOUNT ISSUED AND NUMBER OF ISSUES¹)

<u>ISSUER</u>	<u>EDUCATION</u>	<u>REDEVELOPMENT</u>	<u>COMMERCIAL/ INDUSTRIAL DEVELOPMENT</u>	<u>OTHER</u>
<u>TRINITY COUNTY</u>				
TRINITY COUNTY (CSAC) ¹¹	-	-	-	-
<u>TULARE COUNTY</u>				
BURTON ELEMENTARY SCHOOL DISTRICT (CSBAFC) ¹¹	-	-	-	-
FARMERSVILLE ELEMENTARY SCHOOL DISTRICT (CSBAFC) ¹¹	-	-	-	-
LINDSAY UNIFIED SCHOOL DISTRICT (CSBAFC) ¹¹	-	-	-	-
PONDEROSA COMMUNITY SERVICES DISTRICT	-	-	-	-
PORTERVILLE ELEMENTARY SCHOOL DISTRICT (CSBAFC) ¹¹	-	-	-	-
PORTERVILLE UNION HIGH SCHOOL DISTRICT (CSBAFC) ¹¹	-	-	-	-
STRATHMORE UNION HIGH SCHOOL DISTRICT (CSBAFC) ¹¹	-	-	-	-
TERRA BELLA UNION SCHOOL DISTRICT (CCALG) ¹¹	-	-	-	-
TULARE COUNTY HOUSING AUTHORITY	-	-	-	-
TULARE LOCAL HOSPITAL DISTRICT	-	-	-	-
VISALIA	-	-	-	-
VISALIA UNIFIED SCHOOL DISTRICT (CSBAFC) ¹¹	-	-	-	-
WOODLAKE UNION ELEMENTARY SCHOOL DISTRICT (CSBAFC) ¹¹	-	-	-	-
WOODLAKE UNION HIGH SCHOOL DISTRICT (CSBAFC) ¹¹	-	-	-	-
<u>TUOLUMNE COUNTY</u>				
TUOLUMNE COUNTY (CSAC) ¹¹	-	-	-	-
TUOLUMNE REGIONAL WATER DISTRICT	-	-	-	-
<u>VENTURA COUNTY</u>				
CALLEGUAS MUNICIPAL WATER DISTRICT	-	-	-	-
CAMARILLO	-	-	-	-
CAMROSA WATER DISTRICT	-	-	-	-
CONEJO VALLEY UNIFIED SCHOOL DISTRICT	-	-	-	-
FILLMORE CFD NO 1	-	-	-	-
FILLMORE PUBLIC FINANCING AUTHORITY ¹¹	-	-	-	-

**TABLE A-11
SUMMARY OF 1991 LOCAL DEBT FINANCINGS
BY PURPOSE OF THE FINANCING
(AGGREGATE \$ AMOUNT ISSUED AND NUMBER OF ISSUES¹)**

<u>ISSUER</u>	<u>INTERIM FINANCE</u>	<u>SINGLE FAMILY HOUSING</u>	<u>MULTIFAMILY HOUSING</u>	<u>HOSPITALS/ HEALTH CARE</u>	<u>CAPITAL IMPROVEMENTS/ PUBLIC WORKS</u>		
MOORPARK UNIFIED SCHOOL DISTRICT	3,100,000	1	-	-	-		
OJAI UNIFIED SCHOOL DISTRICT	1,400,000	1	-	-	-		
PLEASANT VALLEY SCHOOL DISTRICT (CA LGA) ¹¹	2,100,000	1	-	-	-		
SAN BUENAVENTURA	-	-	20,000,000	1	2,515,472	1	
SANTA PAULA SCHOOL DISTRICT	1,100,000	1	-	-	-		
SIMI VALLEY	-	-	-	-	2,497,756	1	
SIMI VALLEY UNIFIED SCHOOL DISTRICT	-	-	-	-	-		
VENTURA COUNTY	50,000,000	1	-	-	7,345,000	1	
VENTURA COUNTY COMMUNITY COLLEGE DISTRICT	5,500,000	1	-	-	-		
VENTURA UNIFIED SCHOOL DISTRICT	5,000,000	1	-	-	-		
<u>YOLO COUNTY</u>							
DAVIS CFD NO 1991-2	-	-	-	-	20,000,000	1	
WASHINGTON UNIFIED SCHOOL DISTRICT	-	-	-	-	-		
WEST SACRAMENTO	-	-	-	-	26,900,000	1	
WEST SACRAMENTO REDEVELOPMENT AGENCY	-	-	-	-	-		
YOLO COUNTY	5,000,000	1	-	-	-		
YOLO COUNTY HOUSING AUTHORITY	-	-	-	22,420,000	2	-	
YOLO COUNTY BOARD OF EDUCATION (CSBAFC) ¹¹	1,840,000	1	-	-	-		
<u>YUBA COUNTY</u>							
YUBA COUNTY	-	-	-	-	3,330,000	1	
<u>MULTIPLE COUNTIES</u>							
ABAG FINANCE AUTHORITY FOR NONPROFIT CORPORATIONS	-	-	-	36,800,000	2	7,750,000	1
ABAG FINANCE CORPORATION (CONCORD, SARATOGA, SANTA CRUZ, SOUTHGATE) ¹¹	-	-	-	-	-	13,975,000	1
ABAG FINANCE CORPORATION (MAMMOTH LAKES, WATSONVILLE) ¹¹	-	-	-	-	-	11,085,000	1
ABAG FINANCE CORPORATION (ST HELENA) ¹¹	-	-	-	-	-	4,645,000	1

**TABLE A-11
SUMMARY OF 1991 LOCAL DEBT FINANCINGS
BY PURPOSE OF THE FINANCING
(AGGREGATE \$ AMOUNT ISSUED AND NUMBER OF ISSUES¹)**

<u>ISSUER</u>	<u>EDUCATION</u>	<u>REDEVELOPMENT</u>	<u>COMMERCIAL/ INDUSTRIAL DEVELOPMENT</u>	<u>OTHER</u>
MOORPARK UNIFIED SCHOOL DISTRICT	-	-	-	-
OJAI UNIFIED SCHOOL DISTRICT	-	-	-	-
PLEASANT VALLEY SCHOOL DISTRICT (CA LGA) ¹¹	-	-	-	-
SAN BUENAVENTURA	-	-	-	-
SANTA PAULA SCHOOL DISTRICT	1,800,000	1	-	-
SIMI VALLEY	-	-	-	-
SIMI VALLEY UNIFIED SCHOOL DISTRICT	10,000,000	1	-	-
VENTURA COUNTY	-	-	-	-
VENTURA COUNTY COMMUNITY COLLEGE DISTRICT	-	-	-	-
VENTURA UNIFIED SCHOOL DISTRICT	-	-	-	-
<u>YOLO COUNTY</u>				
DAVIS CFD NO 1991-2	-	-	-	-
WASHINGTON UNIFIED SCHOOL DISTRICT	180,710	1	-	-
WEST SACRAMENTO	-	-	-	-
WEST SACRAMENTO REDEVELOPMENT AGENCY	-	37,025,000	1	-
YOLO COUNTY	-	-	-	-
YOLO COUNTY HOUSING AUTHORITY	-	-	-	-
YOLO COUNTY BOARD OF EDUCATION (CSBAFC) ¹¹	-	-	-	-
<u>YUBA COUNTY</u>				
YUBA COUNTY	-	-	-	-
<u>MULTIPLE COUNTIES</u>				
ABAG FINANCE AUTHORITY FOR NONPROFIT CORPORATIONS	-	-	-	-
ABAG FINANCE CORPORATION (CONCORD, SARATOGA, SANTA CRUZ, SOUTHGATE) ¹¹	-	-	-	-
ABAG FINANCE CORPORATION (MAMMOTH LAKES, WATSONVILLE) ¹¹	-	-	-	-
ABAG FINANCE CORPORATION (ST HELENA) ¹¹	-	-	-	-

**TABLE A-11
SUMMARY OF 1991 LOCAL DEBT FINANCINGS
BY PURPOSE OF THE FINANCING
(AGGREGATE \$ AMOUNT ISSUED AND NUMBER OF ISSUES¹)**

<u>ISSUER</u>	<u>INTERIM FINANCE</u>		<u>SINGLE FAMILY HOUSING</u>	<u>MULTIFAMILY HOUSING</u>	<u>HOSPITALS/ HEALTH CARE</u>	<u>CAPITAL IMPROVEMENTS/ PUBLIC WORKS</u>	
ALAMEDA-CONTRA COSTA TRANSIT DISTRICT	8,000,000	1	-	-	-	-	
ALLAN HANCOCK JOINT COMMUNITY COLLEGE DISTRICT	-		-	-	-	-	
ALLAN HANCOCK JOINT COMMUNITY COLLEGE DISTRICT (CSBAFC) ¹¹	3,100,000	1	-	-	-	-	
BUTTE COMMUNITY COLLEGE DISTRICT (CSBAFC)	4,185,000	1	-	-	-	-	
CALIFORNIA CITIES FINANCING CORPORATION (BISHOP, ESCALON, LEMOORE) ¹¹	-		-	-	-	3,050,000	1
CALIFORNIA CITIES FINANCING CORPORATION (FORTUNA, SUSANVILLE) ¹¹	-		-	-	-	3,700,000	1
CALIFORNIA SCHOOL BOARDS ASSOCIATION FINANCE CORPORATION (PARLIER USD, MENDOTA USD) ¹¹	-		-	-	-	-	
CALIFORNIA STATEWIDE COMMUNITIES DEVELOPMENT AUTHORITY	-		-	-	121,165,000	-	3
CALISTOGA JOINT UNIFIED SCHOOL DISTRICT (CSBAFC) ¹¹	985,000	1	-	-	-	-	
CENTRAL SAN JOAQUIN VALLEY RISK MANAGEMENT AUTHORITY ¹¹	-		-	-	-	-	
CHAFFEY JOINT UNION HIGH SCHOOL DISTRICT (SBALG) ¹¹	5,000,000	1	-	-	-	-	
COACHELLA VALLEY WATER DISTRICT	-		-	-	-	412,005	1
COALINGA/HURON JOINT UNIFIED SCHOOL DISTRICT (CSBAFC) ¹¹	3,220,000	1	-	-	-	-	
COLLEGE OF THE SEQUOIAS COMMUNITY COLLEGE DISTRICT	4,980,000	1	-	-	-	-	
COLTON JOINT UNIFIED SCHOOL DISTRICT (SBALG) ¹¹	5,000,000	1	-	-	-	-	
CSDA FINANCE CORPORATION	-		-	-	-	45,095,000	2
CSDA FINANCE CORPORATION (AMERICAN CANYON CO WD, ARROWBEAR PARK CO WD, MAMMOTH LAKES FPD, KERN CO PUBLIC CD NO 1, SDAG, STINSON BEACH CO WD, TUOLUMNE CO WD NO 1) ¹¹	-		-	-	-	3,670,000	1
CSDA FINANCE CORPORATION (HI-DESERT WD, RIPON CONSOLIDATED WD) ¹¹	-		-	-	-	4,615,000	1

**TABLE A-11
SUMMARY OF 1991 LOCAL DEBT FINANCINGS
BY PURPOSE OF THE FINANCING
(AGGREGATE \$ AMOUNT ISSUED AND NUMBER OF ISSUES¹)**

<u>ISSUER</u>	<u>EDUCATION</u>	<u>REDEVELOPMENT</u>	<u>COMMERCIAL/ INDUSTRIAL DEVELOPMENT</u>	<u>OTHER</u>
ALAMEDA-CONTRA COSTA TRANSIT DISTRICT	-	-	-	-
ALLAN HANCOCK JOINT COMMUNITY COLLEGE DISTRICT	1,930,000	1	-	-
ALLAN HANCOCK JOINT COMMUNITY COLLEGE DISTRICT (CSBAFC) ¹¹	-	-	-	-
BUTTE COMMUNITY COLLEGE DISTRICT (CSBAFC) ¹¹	-	-	-	-
CALIFORNIA CITIES FINANCING CORPORATION (BISHOP, ESCALON, LEMOORE) ¹¹	-	-	-	-
CALIFORNIA CITIES FINANCING CORPORATION (FORTUNA, SUSANVILLE) ¹¹	-	-	-	-
CALIFORNIA SCHOOL BOARDS ASSOCIATION FINANCE CORPORATION (PARLIER USD, MENDOTA USD) ¹¹	12,135,000	1	-	-
CALIFORNIA STATEWIDE COMMUNITIES DEVELOPMENT AUTHORITY	-	-	17,625,000	7
CALISTOGA JOINT UNIFIED SCHOOL DISTRICT (CSBAFC) ¹¹	-	-	-	-
CENTRAL SAN JOAQUIN VALLEY RISK MANAGEMENT AUTHORITY ¹¹	-	-	-	28,410,000
CHAFFEY JOINT UNION HIGH SCHOOL DISTRICT (SBALG) ¹¹	-	-	-	2
COACHELLA VALLEY WATER DISTRICT	-	-	-	-
COALINGA/HURON JOINT UNIFIED SCHOOL DISTRICT (CSBAFC) ¹¹	-	-	-	-
COLLEGE OF THE SEQUOIAS COMMUNITY COLLEGE DISTRICT	-	-	-	-
COLTON JOINT UNIFIED SCHOOL DISTRICT (SBALG) ¹¹	-	-	-	-
CSDA FINANCE CORPORATION	-	-	-	-
CSDA FINANCE CORPORATION (AMERICAN CANYON CO WD, ARROWBEAR PARK CO WD, MAMMOTH LAKES FPD, KERN CO PUBLIC CEMETARY DIST NO 1, SAN DIEGO ASSOC OF GOVERNMENTS, STINSON BEACH CO WD, TUOLUMNE CO WD NO 1) ¹¹	-	-	-	-
CSDA FINANCE CORPORATION (HI-DESERT WD, RIPON CONSOLIDATED WD) ¹¹	-	-	-	-

**TABLE A-11
SUMMARY OF 1991 LOCAL DEBT FINANCINGS
BY PURPOSE OF THE FINANCING
(AGGREGATE \$ AMOUNT ISSUED AND NUMBER OF ISSUES¹)**

<u>ISSUER</u>	<u>INTERIM FINANCE</u>	<u>SINGLE FAMILY HOUSING</u>	<u>MULTIFAMILY HOUSING</u>	<u>HOSPITALS/ HEALTH CARE</u>	<u>CAPITAL IMPROVEMENTS/ PUBLIC WORKS</u>
CSDA FINANCE CORPORATION (IDYLLWILD WD, ISLA VISTA RECREATION/PARK DIST) ¹¹	-	-	-	-	3,510,000 1
CSDA FINANCE CORPORATION (LOS ANGELES CO WEST MOSQUITO ABATEMENT DIST, MCKINLEYVILLE CSD, RANCHO SIMI RECREATION/PARK DIST) ¹¹	-	-	-	-	6,290,000 1
DAVIS JOINT UNIFIED SCHOOL DISTRICT CFD NO 1	-	-	-	-	-
DELANO JOINT UNION HIGH SCHOOL DISTRICT	4,200,000 1	-	-	-	-
DESERT COMMUNITY COLLEGE DISTRICT	4,000,000 1	-	-	-	-
DRY CREEK JOINT SCHOOL DISTRICT CFD NO 1	-	-	-	-	-
EAST BAY MUNICIPAL UTILITY DISTRICT	-	-	-	-	180,000,000 2
FEATHER RIVER COMMUNITY COLLEGE DISTRICT (CSBAFC) ¹¹	1,105,000 1	-	-	-	-
FULLERTON JOINT UNION HIGH SCHOOL DISTRICT (CSBAFC) ¹¹	4,990,000 1	-	-	-	-
GAVILAN JOINT COMMUNITY COLLEGE DISTRICT (CSBAFC) ¹¹	3,000,000 1	-	-	-	-
HANFORD JOINT UNION HIGH SCHOOL DISTRICT (CSBAFC) ¹¹	2,185,000 1	-	-	-	-
HARTNELL COMMUNITY COLLEGE DISTRICT	4,665,000 1	-	-	-	-
IMPERIAL IRRIGATION DISTRICT	-	-	-	-	32,925,000 1
JURUPA UNIFIED SCHOOL DISTRICT (CSBAFC) ¹¹	4,990,000 1	-	-	-	-
KERN COMMUNITY COLLEGE DISTRICT	6,150,000 1	-	-	-	-
KING CITY JOINT UNION HIGH SCHOOL DISTRICT (CSBAFC) ¹¹	890,000 1	-	-	-	-
LAKESIDE JOINT SCHOOL DISTRICT (CSBAFC) ¹¹	175,000 1	-	-	-	-
LATON JOINT UNIFIED SCHOOL DISTRICT (CSBAFC) ¹¹	930,000 1	-	-	-	-
LIVERMORE VALLEY JOINT UNIFIED SCHOOL DISTRICT	3,600,000 1	-	-	-	-
LOCAL MEDICAL FACILITIES FINANCING AUTHORITY II	-	-	-	3,150,000 1	-
LOMA PRIETA JOINT UNION ELEMENTARY SCHOOL DISTRICT (CSBAFC) ¹¹	640,000 1	-	-	-	-
LOWELL JOINT SCHOOL DISTRICT (LACS/CCD) ¹¹	1,200,000 1	-	-	-	-
MARYSVILLE JOINT UNIFIED SCHOOL DISTRICT	4,250,000 1	-	-	-	-
METROPOLITAN WATER DISTRICT OF SOUTHERN CALIFORNIA	-	-	-	-	360,000,000 2
MODESTO IRRIGATION DISTRICT	-	-	-	-	54,724,506 1
M-S-R PUBLIC POWER AGENCY	-	-	-	-	117,135,000 1

**TABLE A-11
SUMMARY OF 1991 LOCAL DEBT FINANCINGS
BY PURPOSE OF THE FINANCING
(AGGREGATE \$ AMOUNT ISSUED AND NUMBER OF ISSUES¹)**

<u>ISSUER</u>	<u>EDUCATION</u>	<u>REDEVELOPMENT</u>	<u>COMMERCIAL/ INDUSTRIAL DEVELOPMENT</u>	<u>OTHER</u>
CSDA FINANCE CORPORATION (IDYLLWILD WD, ISLA VISTA RECREATION/PARK DIST)	-	-	-	-
CSDA FINANCE CORPORATION (LOS ANGELES CO WEST MOSQUITO ABATEMENT DIST, MCKINLEYVILLE CSD, RANCHO SIMI RECREATION/PARK DIST) ¹¹	-	-	-	-
DAVIS JOINT UNIFIED SCHOOL DISTRICT CFD NO 1	12,430,000	1	-	-
DELANO JOINT UNION HIGH SCHOOL DISTRICT	-	-	-	-
DESERT COMMUNITY COLLEGE DISTRICT	-	-	-	-
DRY CREEK JOINT SCHOOL DISTRICT CFD NO 1	6,135,000	1	-	-
EAST BAY MUNICIPAL UTILITY DISTRICT	-	-	-	-
FEATHER RIVER COMMUNITY COLLEGE DISTRICT (CSBAFC) ¹¹	-	-	-	-
FULLERTON JOINT UNION HIGH SCHOOL DISTRICT (CSBAFC) ¹¹	-	-	-	-
GAVILAN JOINT COMMUNITY COLLEGE DISTRICT (CSBAFC) ¹¹	-	-	-	-
HANFORD JOINT UNION HIGH SCHOOL DISTRICT (CSBAFC) ¹¹	-	-	-	-
HARTNELL COMMUNITY COLLEGE DISTRICT	-	-	-	-
IMPERIAL IRRIGATION DISTRICT	-	-	-	-
JURUPA UNIFIED SCHOOL DISTRICT (CSBAFC) ¹¹	-	-	-	-
KERN COMMUNITY COLLEGE DISTRICT	-	-	-	-
KING CITY JOINT UNION HIGH SCHOOL DISTRICT (CSBAFC) ¹¹	-	-	-	-
LAKESIDE JOINT SCHOOL DISTRICT (CSBAFC) ¹¹	-	-	-	-
LATON JOINT UNIFIED SCHOOL DISTRICT (CSBAFC) ¹¹	-	-	-	-
LIVERMORE VALLEY JOINT UNIFIED SCHOOL DISTRICT	-	-	-	-
LOCAL MEDICAL FACILITIES FINANCING AUTHORITY II	-	-	-	-
LOMA PRIETA JOINT UNION ELEMENTARY SCHOOL DISTRICT (CSBAFC) ¹¹	-	-	-	-
LOWELL JOINT SCHOOL DISTRICT (LACS/CCD) ¹¹	-	-	-	-
MARYSVILLE JOINT UNIFIED SCHOOL DISTRICT	-	-	-	-
METROPOLITAN WATER DISTRICT OF SOUTHERN CALIFORNIA	-	-	-	-
MODESTO IRRIGATION DISTRICT	-	-	-	-
M-S-R PUBLIC POWER AGENCY	-	-	-	-

**TABLE A-11
SUMMARY OF 1991 LOCAL DEBT FINANCINGS
BY PURPOSE OF THE FINANCING
(AGGREGATE \$ AMOUNT ISSUED AND NUMBER OF ISSUES¹)**

<u>ISSUER</u>	<u>INTERIM FINANCE</u>		<u>SINGLE FAMILY HOUSING</u>	<u>MULTIFAMILY HOUSING</u>	<u>HOSPITALS/ HEALTH CARE</u>	<u>CAPITAL IMPROVEMENTS/ PUBLIC WORKS</u>	
NAPA VALLEY COMMUNITY COLLEGE DISTRICT	2,300,000	1	-	-	-	-	-
NORTH ORANGE COUNTY COMMUNITY COLLEGE DISTRICT	5,000,000	1	-	-	-	-	-
PAJARO VALLEY UNIFIED SCHOOL DISTRICT	-	-	-	-	-	-	-
PAJARO VALLEY UNIFIED SCHOOL DISTRICT (CSBAFC) ¹¹	4,980,000	1	-	-	-	-	-
PASO ROBLES JOINT UNION HIGH SCHOOL DISTRICT	1,070,000	1	-	-	-	-	-
PIERCE JOINT UNIFIED SCHOOL DISTRICT (CSBAFC) ¹¹	1,000,000	1	-	-	-	-	-
REDWOODS COMMUNITY COLLEGE DISTRICT	1,500,000	1	-	-	-	-	-
ROSEVILLE JOINT UNION HIGH SCHOOL DISTRICT	-	-	-	-	-	-	-
SACRAMENTO MUNICIPAL UTILITY DISTRICT	-	-	-	-	-	271,130,000	2
SACRAMENTO AREA COUNCIL OF GOVERNMENTS FINANCING CORPORATION	-	-	-	-	-	2,675,000	1
SAN FRANCISCO BAY AREA RAPID TRANSIT DISTRICT	-	-	-	-	-	56,010,000	1
SAN GABRIEL VALLEY SCHOOLS FINANCING AUTHORITY	-	-	-	-	-	-	-
SAN LUIS OBISPO COUNTY COMMUNITY COLLEGE DISTRICT	-	-	-	-	-	-	-
SANTA MARIA JOINT UNION HIGH SCHOOL DISTRICT (CSBAFC) ¹¹	3,500,000	1	-	-	-	-	-
SHANDON JOINT UNIFIED SCHOOL DISTRICT	-	-	-	-	-	-	-
SIERRA JOINT COMMUNITY COLLEGE DISTRICT	-	-	-	-	-	3,000,000	1
SIERRA JOINT UNION HIGH SCHOOL DISTRICT (CSBAFC) ¹¹	1,360,000	1	-	-	-	-	-
SOUTHERN CALIFORNIA HOME FINANCING AUTHORITY	-	-	89,470,838	2	-	-	-
SOUTHERN CALIFORNIA PUBLIC POWER AUTHORITY	-	-	-	-	-	329,695,000	3
TAHOE-TRUCKEE UNIFIED SCHOOL DISTRICT	1,500,000	1	-	-	-	-	-
TRACY JOINT UNION HIGH SCHOOL DISTRICT	1,400,000	1	-	-	-	-	-
TRUCKEE DONNER PUBLIC UTILITY DISTRICT	-	-	-	-	-	10,510,000	1
TURLOCK IRRIGATION DISTRICT	-	-	-	-	-	18,085,663	8
TURLOCK JOINT UNION HIGH SCHOOL DISTRICT	-	-	-	-	-	-	-

TABLE A-11
SUMMARY OF 1991 LOCAL DEBT FINANCINGS
BY PURPOSE OF THE FINANCING
(AGGREGATE \$ AMOUNT ISSUED AND NUMBER OF ISSUES¹)

<u>ISSUER</u>	<u>EDUCATION</u>	<u>REDEVELOPMENT</u>	<u>COMMERCIAL/ INDUSTRIAL DEVELOPMENT</u>	<u>OTHER</u>
NAPA VALLEY COMMUNITY COLLEGE DISTRICT	-	-	-	-
NORTH ORANGE COUNTY COMMUNITY COLLEGE DISTRICT	-	-	-	-
PAJARO VALLEY UNIFIED SCHOOL DISTRICT	2,480,000	1	-	-
PAJARO VALLEY UNIFIED SCHOOL DISTRICT (CSBAFC) ¹¹	-	-	-	-
PASO ROBLES JOINT UNION HIGH SCHOOL DISTRICT	6,860,000	1	-	-
PIERCE JOINT UNIFIED SCHOOL DISTRICT (CSBAFC) ¹¹	-	-	-	-
REDWOODS COMMUNITY COLLEGE DISTRICT	-	-	-	-
ROSEVILLE JOINT UNION HIGH SCHOOL DISTRICT	3,740,000	1	-	-
SACRAMENTO MUNICIPAL UTILITY DISTRICT	-	-	-	-
SACRAMENTO AREA COUNCIL OF GOVERNMENTS FINANCING CORPORATION	-	-	-	-
SAN FRANCISCO BAY AREA RAPID TRANSIT DISTRICT	-	-	-	-
SAN GABRIEL VALLEY SCHOOLS FINANCING AUTHORITY	4,979,507	1	-	-
SAN LUIS OBISPO COUNTY COMMUNITY COLLEGE DISTRICT	4,645,000	1	-	-
SANTA MARIA JOINT UNION HIGH SCHOOL DISTRICT (CSBAFC) ¹¹	-	-	-	-
SHANDON JOINT UNIFIED SCHOOL DISTRICT	1,200,000	1	-	-
SIERRA JOINT COMMUNITY COLLEGE DISTRICT	-	-	-	-
SIERRA JOINT UNION HIGH SCHOOL DISTRICT (CSBAFC) ¹¹	-	-	-	-
SOUTHERN CALIFORNIA HOME FINANCING AUTHORITY	-	-	-	-
SOUTHERN CALIFORNIA PUBLIC POWER AUTHORITY	-	-	-	-
TAHDE-TRUCKEE UNIFIED SCHOOL DISTRICT	3,225,000	1	-	-
TRACY JOINT UNION HIGH SCHOOL DISTRICT	-	-	-	-
TRUCKEE DONNER PUBLIC UTILITY DISTRICT	-	-	-	-
TURLOCK IRRIGATION DISTRICT	-	-	-	-
TURLOCK JOINT UNION HIGH SCHOOL DISTRICT	2,800,000	1	-	-

**TABLE A-11
SUMMARY OF 1991 LOCAL DEBT FINANCINGS
BY PURPOSE OF THE FINANCING
(AGGREGATE \$ AMOUNT ISSUED AND NUMBER OF ISSUES¹)**

<u>ISSUER</u>	<u>INTERIM FINANCE</u>	<u>SINGLE FAMILY HOUSING</u>	<u>MULTIFAMILY HOUSING</u>	<u>HOSPITALS/ HEALTH CARE</u>	<u>CAPITAL IMPROVEMENTS/ PUBLIC WORKS</u>
WEST END COMMUNICATIONS FINANCING AUTHORITY	-	-	-	-	10,850,000 3
WEST VALLEY-MISSION COMMUNITY COLLEGE DISTRICT	-	-	-	-	-
WEST VALLEY-MISSION COMMUNITY COLLEGE DISTRICT (CSBAFC) ¹¹	2,500,000 1	-	-	-	-
WINTERS JOINT UNIFIED SCHOOL DISTRICT (CSBAFC) ¹¹	1,125,000 1	-	-	-	-
WOODLAND JOINT UNIFIED SCHOOL DISTRICT (CSBAFC) ¹¹	4,980,000 1	-	-	-	-
YOSEMITE COMMUNITY COLLEGE DISTRICT	-	-	-	-	-
YUBA COMMUNITY COLLEGE DISTRICT	4,400,000 1	-	-	-	-
YUCAIPA JOINT UNIFIED SCHOOL DISTRICT	-	-	-	-	-
Y/S SCHOOL FACILITIES FINANCING AUTHORITY ¹¹	-	-	-	-	-
TOTAL	4,244,379,071 419	456,543,694 20	619,113,011 46	1,019,709,469 44	10,876,279,694 470

TABLE A-11
SUMMARY OF 1991 LOCAL DEBT FINANCINGS
BY PURPOSE OF THE FINANCING
(AGGREGATE \$ AMOUNT ISSUED AND NUMBER OF ISSUES¹)

<u>ISSUER</u>	<u>EDUCATION</u>	<u>REDEVELOPMENT</u>	<u>COMMERCIAL/ INDUSTRIAL DEVELOPMENT</u>	<u>OTHER</u>				
WEST END COMMUNICATIONS FINANCING AUTHORITY	-	-	-	-				
WEST VALLEY-MISSION COMMUNITY COLLEGE DISTRICT	2,500,000	1	-	-				
WEST VALLEY-MISSION COMMUNITY COLLEGE DISTRICT (CSBAFC) ¹¹	-	-	-	-				
WINTERS JOINT UNIFIED SCHOOL DISTRICT (CSBAFC) ¹¹	-	-	-	-				
WOODLAND JOINT UNIFIED SCHOOL DISTRICT (CSBAFC) ¹¹	-	-	-	-				
YOSEMITE COMMUNITY COLLEGE DISTRICT	5,000,000	1	-	-				
YUBA COMMUNITY COLLEGE DISTRICT	-	-	-	-				
YUCAIPA JOINT UNIFIED SCHOOL DISTRICT	7,300,000	1	-	-				
Y/S SCHOOL FACILITIES FINANCING AUTHORITY ¹¹	15,520,000	2	-	-				
TOTAL	1,444,934,417	190	1,268,055,200	83	34,575,000	11	99,490,000	3

**TABLE A-12
SUMMARY OF 1991 LOCAL DEBT FINANCINGS
FOR CAPITAL IMPROVEMENTS AND PUBLIC WORKS
(AGGREGATE \$ AMOUNT ISSUED AND NUMBER OF ISSUES¹)**

<u>ISSUER</u>	<u>AIRPORTS</u>	<u>POWER GENERATION/ TRANSMISSION</u>	<u>BRIDGES AND HIGHWAYS, STREET CONSTRUCTION, PUBLIC TRANSIT</u>	<u>PRISONS, JAILS AND CORRECTIONAL FACILITIES</u>	<u>CONVENTION CENTERS, PUBLIC BUILDINGS</u>
<u>ALAMEDA COUNTY</u>					
ALAMEDA COUNTY	-	-	3,156,532	1	-
FREMONT	-	-	4,600,000	1	20,990,000
HAYWARD	-	-	-	-	-
LIVERMORE	7,105,000	1	-	-	13,075,000
OAKLAND	-	-	-	-	-
ORO LOMA SANITARY DISTRICT	-	-	-	-	-
PLEASANTON	-	-	-	-	5,570,000
<u>ALPINE COUNTY</u>					
ALPINE COUNTY	-	-	-	-	-
<u>AMADOR COUNTY</u>					
IONE CFD NO 1989-1	-	-	-	-	-
IONE CFD NO 1989-2	-	-	-	-	-
<u>BUTTE COUNTY</u>					
PARADISE	-	-	-	-	-
<u>CALAVERAS COUNTY</u>					
CALAVERAS COUNTY WATER DISTRICT	-	-	-	-	-
<u>CONTRA COSTA COUNTY</u>					
CENTRAL CONTRA COSTA SANITARY DISTRICT	-	-	-	-	-
CLAYTON CFD NO 1990-2	-	-	-	-	-
CONCORD	-	-	-	-	-
CONTRA COSTA COUNTY	-	-	2,010,000	1	23,980,000
CONTRA COSTA COUNTY CFD NO 1991-1	-	-	-	-	-
CONTRA COSTA TRANSPORTATION AUTHORITY	-	-	200,000,771	1	-
DELTA DIABLO SANITATION DISTRICT	-	-	-	-	-

TABLE A-12
SUMMARY OF 1991 LOCAL DEBT FINANCINGS
FOR CAPITAL IMPROVEMENTS AND PUBLIC WORKS
(AGGREGATE \$ AMOUNT ISSUED AND NUMBER OF ISSUES¹)

ISSUER	MULTIPLE CAPITAL IMPROVEMENTS AND PUBLIC WORKS	WASTEWATER COLLECTION/ TREATMENT	WATER SUPPLY STORAGE/ DISTRIBUTION	RECREATION/ SPORTS FACILITIES PARKS/OPEN SPACE	EQUIPMENT, ALL OTHER CAPITAL IMPROVEMENTS AND PUBLIC WORKS
<u>ALAMEDA COUNTY</u>					
ALAMEDA COUNTY	-	-	-	-	-
FREMONT	-	-	-	-	-
HAYWARD	7,115,000 1	-	-	-	866,700 1
LIVERMORE	-	-	17,000,000 1	-	-
OAKLAND	-	-	-	12,000,000 1	-
ORO LOMA SANITARY DISTRICT	-	12,000,000 1	-	-	-
PLEASANTON	-	-	-	-	-
<u>ALPINE COUNTY</u>					
ALPINE COUNTY	-	-	-	-	180,000 1
<u>AMADOR COUNTY</u>					
IONE CFD NO 1989-1	6,550,000 1	-	-	-	-
IONE CFD NO 1989-2	7,500,000 1	-	-	-	-
<u>BUTTE COUNTY</u>					
PARADISE	-	2,578,128 1	-	-	-
<u>CALAVERAS COUNTY</u>					
CALAVERAS COUNTY WATER DISTRICT	9,682,608 1	-	11,505,000 1	-	-
<u>CONTRA COSTA COUNTY</u>					
CENTRAL CONTRA COSTA SANITARY DISTRICT	-	180,725 1	-	-	-
CLAYTON CFD NO 1990-2	1,460,000 1	-	-	-	-
CONCORD	108,850 1	-	-	-	-
CONTRA COSTA COUNTY	6,000,000 1	-	-	-	798,288 2
CONTRA COSTA COUNTY CFD NO 1991-1	4,555,000 1	-	-	-	-
CONTRA COSTA TRANSPORTATION AUTHORITY	-	-	-	-	-
DELTA DIABLO SANITATION DISTRICT	-	17,454,950 1	-	-	-

**TABLE A-12
SUMMARY OF 1991 LOCAL DEBT FINANCINGS
FOR CAPITAL IMPROVEMENTS AND PUBLIC WORKS
(AGGREGATE \$ AMOUNT ISSUED AND NUMBER OF ISSUES¹)**

<u>ISSUER</u>	<u>AIRPORTS</u>	<u>POWER GENERATION/ TRANSMISSION</u>	<u>BRIDGES AND HIGHWAYS, STREET CONSTRUCTION, PUBLIC TRANSIT</u>	<u>PRISONS, JAILS AND CORRECTIONAL FACILITIES</u>	<u>CONVENTION CENTERS, PUBLIC BUILDINGS</u>
HERCULES	-	-	-	-	-
PITTSBURG FINANCING AUTHORITY	-	-	-	-	-
PITTSBURG REDEVELOPMENT AGENCY CFD NO 1990-1	-	-	-	-	-
SAN RAMON	-	-	-	-	-
<u>DEL NORTE COUNTY</u>					
CRESCENT CITY	-	-	-	-	-
CRESCENT CITY PUBLIC FINANCING AUTHORITY ¹¹	-	-	-	-	-
<u>EL DORADO COUNTY</u>					
GEORGETOWN DIVIDE PUBLIC UTILITY DISTRICT	-	-	-	-	-
<u>FRESNO COUNTY</u>					
CLOVIS	-	-	-	-	-
COALINGA	-	-	-	-	-
COALINGA PUBLIC FINANCING AUTHORITY ¹¹	-	-	-	-	-
FRESNO	-	-	10,925,000	1	57,340,000 3
FRESNO COUNTY	-	-	-	-	-
HURON REDEVELOPMENT AGENCY	-	-	-	-	-
JAMES IRRIGATION DISTRICT	-	-	-	-	-
KINGSBURG	-	-	-	-	-
KINGSBURG PUBLIC FINANCING AUTHORITY ¹¹	-	-	-	-	-
ORANGE COVE	-	-	-	-	-
SAN JOAQUIN	-	-	-	-	-
SANGER CFD NO 1	-	-	-	-	-
<u>HUMBOLDT COUNTY</u>					
ARCATA	-	-	-	-	-
HUMBOLDT COUNTY	-	-	-	-	-

TABLE A-12
SUMMARY OF 1991 LOCAL DEBT FINANCINGS
FOR CAPITAL IMPROVEMENTS AND PUBLIC WORKS
(AGGREGATE \$ AMOUNT ISSUED AND NUMBER OF ISSUES¹)

<u>ISSUER</u>	<u>MULTIPLE CAPITAL IMPROVEMENTS AND PUBLIC WORKS</u>	<u>WASTEWATER COLLECTION/ TREATMENT</u>	<u>WATER SUPPLY STORAGE/ DISTRIBUTION</u>	<u>RECREATION/ SPORTS FACILITIES PARKS/OPEN SPACE</u>	<u>EQUIPMENT, ALL OTHER CAPITAL IMPROVEMENTS AND PUBLIC WORKS</u>
HERCULES	-	2,410,000	1	-	-
PITTSBURG FINANCING AUTHORITY	-	11,915,000	1	-	-
PITTSBURG REDEVELOPMENT AGENCY CFD NO 1990-1	8,000,000	-	-	-	-
SAN RAMON	19,029,572	-	-	-	-
<u>DEL NORTE COUNTY</u>					
CRESCENT CITY	1,275,000	1,936,900	1	-	-
CRESCENT CITY PUBLIC FINANCING AUTHORITY ¹¹	2,500,000	-	-	-	-
<u>EL DORADO COUNTY</u>					
GEORGETOWN DIVIDE PUBLIC UTILITY DISTRICT	-	-	2,024,988	4	-
<u>FRESNO COUNTY</u>					
CLOVIS	-	6,000,000	1	-	-
COALINGA	3,799,000	-	-	-	-
COALINGA PUBLIC FINANCING AUTHORITY ¹¹	17,410,000	-	-	-	-
FRESNO	11,313,482	24,755,000	1	-	-
FRESNO COUNTY	-	-	-	-	9,350,000
HURON REDEVELOPMENT AGENCY	-	-	848,000	1	-
JAMES IRRIGATION DISTRICT	-	-	2,770,000	1	-
KINGSBURG	2,635,000	-	-	-	-
KINGSBURG PUBLIC FINANCING AUTHORITY ¹¹	4,000,000	-	-	-	-
ORANGE COVE	2,345,000	-	-	-	-
SAN JOAQUIN	1,703,000	-	-	-	-
SANGER CFD NO 1	2,410,000	-	-	-	-
<u>HUMBOLDT COUNTY</u>					
ARCATA	2,700,000	-	-	-	-
HUMBOLDT COUNTY	850,000	-	-	-	-

**TABLE A-12
SUMMARY OF 1991 LOCAL DEBT FINANCINGS
FOR CAPITAL IMPROVEMENTS AND PUBLIC WORKS
(AGGREGATE \$ AMOUNT ISSUED AND NUMBER OF ISSUES¹)**

<u>ISSUER</u>	<u>AIRPORTS</u>	<u>POWER GENERATION/ TRANSMISSION</u>	<u>BRIDGES AND HIGHWAYS, STREET CONSTRUCTION, PUBLIC TRANSIT</u>	<u>PRISONS, JAILS AND CORRECTIONAL FACILITIES</u>	<u>CONVENTION CENTERS, PUBLIC BUILDINGS</u>
<u>IMPERIAL COUNTY</u>					
BRAWLEY	-	-	-	-	-
HOLTVILLE	-	-	-	-	-
<u>KERN COUNTY</u>					
BAKERSFIELD	-	-	-	-	-
NORTH OF RIVER SANITARY DISTRICT NO 1	-	-	-	-	-
ROSAMOND COMMUNITY SERVICES DISTRICT	-	-	-	-	-
TEHACHAPI CFD NO 90-1	-	-	2,780,000	1	-
WASCO	-	-	-	-	-
<u>LOS ANGELES COUNTY</u>					
ANTELOPE VALLEY-EAST KERN WATER AGENCY CFD NO 90-1	-	-	-	-	-
BURBANK PARKING AUTHORITY CFD NO 1991-1	-	-	-	-	-
COVINA	-	-	-	-	-
CULVER CITY	-	-	-	-	-
FOOTHILL TRANSIT ZONE	-	-	30,910,000	2	-
GARDENA FINANCING AGENCY	-	-	-	-	-
HAWTHORNE COMMUNITY REDEVELOPMENT AGENCY CFD NO 1990-1	-	-	-	-	-
HAWTHORNE COMMUNITY REDEVELOPMENT AGENCY CFD NO 1991-1	-	-	-	-	-
INDUSTRY	-	-	-	-	-
INGLEWOOD	-	-	-	-	33,125,000
IRVINDALE PUBLIC FINANCING AUTHORITY CFD NO 1	-	-	-	-	1
LA CANADA FLINTRIDGE	-	-	-	-	1,200,000
LANCASTER CFD NO 91-1	-	-	-	-	1
LANCASTER CFD NO 91-2	-	-	-	-	-
LAS VIRGENES MUNICIPAL WATER DISTRICT	-	-	-	-	-
LONG BEACH	14,200,000	1	10,752,511	2	-

TABLE A-12
SUMMARY OF 1991 LOCAL DEBT FINANCINGS
FOR CAPITAL IMPROVEMENTS AND PUBLIC WORKS
(AGGREGATE \$ AMOUNT ISSUED AND NUMBER OF ISSUES¹)

<u>ISSUER</u>	<u>MULTIPLE CAPITAL IMPROVEMENTS AND PUBLIC WORKS</u>	<u>WASTEWATER COLLECTION/ TREATMENT</u>	<u>WATER SUPPLY STORAGE/ DISTRIBUTION</u>	<u>RECREATION/ SPORTS FACILITIES PARKS/OPEN SPACE</u>	<u>EQUIPMENT, ALL OTHER CAPITAL IMPROVEMENTS AND PUBLIC WORKS</u>
<u>IMPERIAL COUNTY</u>					
BRAWLEY	-	-	-	-	712,328. 1
HOLTVILLE	-	-	3,500,000	1	-
<u>KERN COUNTY</u>					
BAKERSFIELD	4,357,580	1	-	-	-
NORTH OF RIVER SANITARY DISTRICT NO 1	-	4,652,150	1	-	-
ROSAMOND COMMUNITY SERVICES DISTRICT	11,331,000	1	-	-	-
TEHACHAPI CFD NO 90-1	-	-	-	-	-
WASCO	739,400	1	-	-	-
<u>LOS ANGELES COUNTY</u>					
ANTELOPE VALLEY-EAST KERN WATER AGENCY CFD NO 90-1	-	-	13,800,000	2	-
BURBANK PARKING AUTHORITY CFD NO 1991-1	-	-	-	-	2,030,000 1
COVINA	-	-	3,320,000	1	-
CULVER CITY	-	20,500,000	1	-	-
FOOTHILL TRANSIT ZONE	-	-	-	-	-
GARDENA FINANCING AGENCY	-	-	-	-	6,500,000 1
HAWTHORNE COMMUNITY REDEVELOPMENT AGENCY CFD NO 1990-1	8,955,000	1	-	-	-
HAWTHORNE COMMUNITY REDEVELOPMENT AGENCY CFD NO 1991-1	15,000,000	1	-	-	-
INDUSTRY	7,315,000	1	-	-	-
INGLEWOOD	-	-	-	-	-
IRVINDALE PUBLIC FINANCING AUTHORITY CFD NO 1	10,000,000	1	-	-	-
LA CANADA FLINTRIDGE	-	-	-	-	-
LANCASTER CFD NO 91-1	5,830,000	1	-	-	-
LANCASTER CFD NO 91-2	9,000,000	1	-	-	-
LAS VIRGENES MUNICIPAL WATER DISTRICT	60,000,000	1	-	-	-
LONG BEACH	-	-	-	-	17,440,000 1

**TABLE A-12
SUMMARY OF 1991 LOCAL DEBT FINANCINGS
FOR CAPITAL IMPROVEMENTS AND PUBLIC WORKS
(AGGREGATE \$ AMOUNT ISSUED AND NUMBER OF ISSUES¹)**

<u>ISSUER</u>	<u>AIRPORTS</u>	<u>POWER GENERATION/ TRANSMISSION</u>	<u>BRIDGES AND HIGHWAYS, STREET CONSTRUCTION, PUBLIC TRANSIT</u>	<u>PRISONS, JAILS AND CORRECTIONAL FACILITIES</u>	<u>CONVENTION CENTERS, PUBLIC BUILDINGS</u>
LONG BEACH CFD NO 2	-	-	5,340,000 1	-	-
LOS ANGELES	-	-	10,000,000 1	-	-
LOS ANGELES COUNTY	-	-	10,905,000 1	295,113,066 1	89,422,088 1
LOS ANGELES COUNTY SANITATION DISTRICT	-	-	-	-	-
LOS ANGELES COUNTY TRANSPORTATION COMMISSION	-	-	1,131,425,000 3	-	-
LOS ANGELES DEPARTMENT OF WATER AND POWER	-	400,000,000 3	-	-	-
PALMDALE CFD NO 91-1	-	-	-	-	-
PALMDALE WATER DISTRICT	-	-	-	-	-
PALOS VERDES LIBRARY DISTRICT	-	-	-	-	16,000,000 1
PASADENA	-	-	-	-	-
REGIONAL AIRPORTS IMPROVEMENT CORPORATION	7,925,000 2	-	-	-	-
SAN DIMAS	-	-	-	-	2,230,000 1
SANTA CLARITA	-	-	2,150,000 1	-	-
SANTA CLARITA PUBLIC FINANCING AUTHORITY ¹¹	-	-	-	-	-
SANTA MONICA	-	-	-	-	-
TORRANCE	-	-	-	-	9,470,000 2
WEST BASIN MUNICIPAL WATER DISTRICT	-	-	-	-	-
WHITTIER	-	-	-	-	-
WHITTIER CFD NO 1991-1	-	-	6,270,000 1	-	-
<u>MADERA COUNTY</u>					
MADERA COUNTY	-	-	-	-	-
<u>MARIN COUNTY</u>					
LARKSPUR	-	-	-	-	-
MARIN COUNTY	-	-	-	-	-
MARIN MUNICIPAL WATER DISTRICT	-	-	-	-	-
NOVATO CFD NO 1	-	-	-	-	-
SAN RAFAEL	-	-	-	-	-
SAN RAFAEL SANITATION DISTRICT	-	-	-	-	-

**TABLE A-12
SUMMARY OF 1991 LOCAL DEBT FINANCINGS
FOR CAPITAL IMPROVEMENTS AND PUBLIC WORKS
(AGGREGATE \$ AMOUNT ISSUED AND NUMBER OF ISSUES¹)**

<u>ISSUER</u>	<u>MULTIPLE CAPITAL IMPROVEMENTS AND PUBLIC WORKS</u>	<u>WASTEWATER COLLECTION/ TREATMENT</u>	<u>WATER SUPPLY STORAGE/ DISTRIBUTION</u>	<u>RECREATION/ SPORTS FACILITIES PARKS/OPEN SPACE</u>	<u>EQUIPMENT, ALL OTHER CAPITAL IMPROVEMENTS AND PUBLIC WORKS</u>
LONG BEACH CFD NO 2	-	-	-	-	-
LOS ANGELES	71,395,000	2	642,410,000	4	49,685,000
LOS ANGELES COUNTY	88,490,000	1	2,715,048	2	112,785,000
LOS ANGELES COUNTY SANITATION DISTRICT	-	-	-	-	5,966,233
LOS ANGELES COUNTY TRANSPORTATION COMMISSION	-	-	-	-	-
LOS ANGELES DEPARTMENT OF WATER AND POWER	-	-	175,000,000	2	-
PALMDALE CFD NO 91-1	7,970,000	1	-	-	-
PALMDALE WATER DISTRICT	11,540,000	1	-	-	-
PALOS VERDES LIBRARY DISTRICT	-	-	-	-	-
PASADENA	-	-	10,250,000	1	12,700,000
REGIONAL AIRPORTS IMPROVEMENT CORPORATION	-	-	-	-	-
SAN DIMAS	-	-	-	-	-
SANTA CLARITA	-	-	-	-	-
SANTA CLARITA PUBLIC FINANCING AUTHORITY ¹¹	22,940,000	1	-	-	-
SANTA MONICA	-	34,200,000	1	-	-
TORRANCE	-	-	-	-	-
WEST BASIN MUNICIPAL WATER DISTRICT	-	-	115,000,000	1	-
WHITTIER	-	-	-	2,400,000	1
WHITTIER CFD NO 1991-1	-	-	-	-	-
<u>MADERA COUNTY</u>					
MADERA COUNTY	9,540,000	2	-	-	-
<u>MARIN COUNTY</u>					
LARKSPUR	-	-	-	-	116,230
MARIN COUNTY	28,220,000	1	-	-	1,842,835
MARIN MUNICIPAL WATER DISTRICT	-	-	13,500,000	1	-
NOVATO CFD NO 1	27,960,000	1	-	-	-
SAN RAFAEL	3,365,000	1	-	-	-
SAN RAFAEL SANITATION DISTRICT	-	5,010,000	1	-	-

**TABLE A-12
SUMMARY OF 1991 LOCAL DEBT FINANCINGS
FOR CAPITAL IMPROVEMENTS AND PUBLIC WORKS
(AGGREGATE \$ AMOUNT ISSUED AND NUMBER OF ISSUES¹)**

<u>ISSUER</u>	<u>AIRPORTS</u>	<u>POWER GENERATION/ TRANSMISSION</u>	<u>BRIDGES AND HIGHWAYS, STREET CONSTRUCTION, PUBLIC TRANSIT</u>	<u>PRISONS, JAILS AND CORRECTIONAL FACILITIES</u>	<u>CONVENTION CENTERS, PUBLIC BUILDINGS</u>
STRAWBERRY RECREATION DISTRICT	-	-	-	-	-
TIBURON	-	434,264	1	-	-
<u>MENDOCINO COUNTY</u>					
GUALALA COMMUNITY SERVICES DISTRICT	-	-	-	-	-
WILLITS	-	-	-	-	-
<u>MERCED COUNTY</u>					
DOS PALOS AREA WASTEWATER DISPOSAL JOINT	-	-	-	-	-
POWERS AGENCY	-	-	-	-	-
WINTON WATER AND SANITARY DISTRICT CFD NO 90-1	-	-	-	-	-
<u>MONTEREY COUNTY</u>					
SALINAS	-	-	-	-	-
SALINAS REDEVELOPMENT AGENCY	-	-	-	-	-
<u>NAPA COUNTY</u>					
NAPA	-	-	-	-	4,570,000 1
NAPA COUNTY	-	-	-	-	-
<u>NEVADA COUNTY</u>					
NEVADA CITY	-	-	-	-	-
NEVADA COUNTY	-	-	-	-	4,760,000 1
<u>ORANGE COUNTY</u>					
ANAHEIM	-	3,434,000	1	-	-
YORBA LINDA	-	-	-	-	-
BREA PUBLIC FINANCING AUTHORITY ¹¹	-	-	-	-	-
COSTA MESA CFD NO 91-1	-	-	-	-	-
COSTA MESA PUBLIC FINANCING AUTHORITY ¹¹	-	-	-	-	-

TABLE A-12
SUMMARY OF 1991 LOCAL DEBT FINANCINGS
FOR CAPITAL IMPROVEMENTS AND PUBLIC WORKS
(AGGREGATE \$ AMOUNT ISSUED AND NUMBER OF ISSUES¹)

<u>ISSUER</u>	<u>MULTIPLE CAPITAL IMPROVEMENTS AND PUBLIC WORKS</u>	<u>WASTEWATER COLLECTION/ TREATMENT</u>	<u>WATER SUPPLY STORAGE/ DISTRIBUTION</u>	<u>RECREATION/ SPORTS FACILITIES PARKS/OPEN SPACE</u>	<u>EQUIPMENT, ALL OTHER CAPITAL IMPROVEMENTS AND PUBLIC WORKS</u>
STRAWBERRY RECREATION DISTRICT TIBURON	-	-	-	650,000 1	-
<u>MENDOCINO COUNTY</u>					
GUALALA COMMUNITY SERVICES DISTRICT WILLITS	937,118 1	-	-	-	-
	-	4,710,000 1	-	-	-
<u>MERCED COUNTY</u>					
DOS PALOS AREA WASTEWATER DISPOSAL JOINT POWERS AGENCY	-	2,577,800 1	-	-	-
WINTON WATER AND SANITARY DISTRICT CFD NO 90-1	2,650,000 1	-	-	-	-
<u>MONTEREY COUNTY</u>					
SALINAS	18,880,000 2	-	-	-	-
SALINAS REDEVELOPMENT AGENCY	-	-	-	435,176 1	-
<u>NAPA COUNTY</u>					
NAPA	-	-	-	-	-
NAPA COUNTY	-	-	-	-	1,645,000 1
<u>NEVADA COUNTY</u>					
NEVADA CITY	-	2,380,000 1	-	-	-
NEVADA COUNTY	-	-	-	-	23,110,000 1
<u>ORANGE COUNTY</u>					
ANAHEIM	-	-	3,100,000 1	103,570,000 1	-
YORBA LINDA	-	-	-	-	4,010,000 1
BREA PUBLIC FINANCING AUTHORITY ¹¹	16,730,000 1	-	19,750,000 1	-	-
COSTA MESA CFD NO 91-1	2,965,000 1	-	-	-	-
COSTA MESA PUBLIC FINANCING AUTHORITY ¹¹	3,225,000 1	-	-	-	-

**TABLE A-12
SUMMARY OF 1991 LOCAL DEBT FINANCINGS
FOR CAPITAL IMPROVEMENTS AND PUBLIC WORKS
(AGGREGATE \$ AMOUNT ISSUED AND NUMBER OF ISSUES¹)**

<u>ISSUER</u>	<u>AIRPORTS</u>	<u>POWER GENERATION/ TRANSMISSION</u>	<u>BRIDGES AND HIGHWAYS, STREET CONSTRUCTION, PUBLIC TRANSIT</u>	<u>PRISONS, JAILS AND CORRECTIONAL FACILITIES</u>	<u>CONVENTION CENTERS, PUBLIC BUILDINGS</u>
CYPRESS	-	-	-	-	-
IRVINE	-	-	-	-	-
IRVINE RANCH WATER DISTRICT	-	-	-	-	-
LAGUNA BEACH	-	-	-	-	-
NEWPORT BEACH	-	-	1,282,776	5	-
ORANGE	-	-	108,620	1	-
ORANGE COUNTY	-	-	-	-	86,035,000
ORANGE COUNTY CFD NO 87-2	-	-	-	-	-
ORANGE COUNTY LOCAL TRANSPORTATION AUTHORITY	-	-	-	-	-
ORANGE COUNTY SANITATION DISTRICT 1,2,3,5,6,7,11	-	-	-	-	-
SAN JUAN CAPISTRANO	-	-	-	-	-
SAN JUAN CAPISTRANO COMMUNITY REDEVELOPMENT AGENCY	-	-	-	-	-
SOUTH COAST WATER DISTRICT	-	-	-	-	-
<u>PLACER COUNTY</u>					
ROSEVILLE NORTH CENTRAL CFD NO 1	-	-	-	-	-
ROSEVILLE NORTHEAST CFD NO 2	-	-	-	-	-
<u>PLUMAS COUNTY</u>					
CSAC FINANCE CORPORATION (PLUMAS COUNTY) ¹¹	-	-	-	-	-
QUINCY COMMUNITY SERVICES DISTRICT	-	-	-	-	-
<u>RIVERSIDE COUNTY</u>					
BANNING	-	-	-	-	-
CATHEDRAL CITY	-	-	-	-	-
CENTRAL BASIN MUNICIPAL WATER DISTRICT	-	-	-	-	-
COACHELLA VALLEY RECREATION AND PARK DISTRICT	-	-	-	-	-
CORONA	-	-	-	-	-
EASTERN MUNICIPAL WATER DISTRICT	-	-	-	-	-
ELSINORE VALLEY MUNICIPAL WATER DISTRICT	-	-	-	-	-

TABLE A-12
SUMMARY OF 1991 LOCAL DEBT FINANCINGS
FOR CAPITAL IMPROVEMENTS AND PUBLIC WORKS
(AGGREGATE \$ AMOUNT ISSUED AND NUMBER OF ISSUES¹)

<u>ISSUER</u>	<u>MULTIPLE CAPITAL IMPROVEMENTS AND PUBLIC WORKS</u>	<u>WASTEWATER COLLECTION/ TREATMENT</u>	<u>WATER SUPPLY STORAGE/ DISTRIBUTION</u>	<u>RECREATION/ SPORTS FACILITIES PARKS/OPEN SPACE</u>	<u>EQUIPMENT, ALL OTHER CAPITAL IMPROVEMENTS AND PUBLIC WORKS</u>
CYPRESS	6,000,000 1	-	-	-	-
IRVINE	19,235,000 1	-	-	-	-
IRVINE RANCH WATER DISTRICT	19,100,000 1	-	-	-	-
LAGUNA BEACH	-	-	-	20,000,000 1	-
NEWPORT BEACH	-	-	-	-	-
ORANGE	-	-	-	-	-
ORANGE COUNTY	-	-	-	-	64,958,790 2
ORANGE COUNTY CFD NO 87-2	9,200,000 1	-	-	-	-
ORANGE COUNTY LOCAL TRANSPORTATION AUTHORITY	104,323,608 2	-	-	-	-
ORANGE COUNTY SANITATION DISTRICT 1,2,3,5,6,7,11	-	117,555,000 1	-	-	-
SAN JUAN CAPISTRANO	-	-	-	9,050,000 1	-
SAN JUAN CAPISTRANO COMMUNITY REDEVELOPMENT AGENCY	-	-	-	9,500,000 1	-
SOUTH COAST WATER DISTRICT	-	-	5,000,000 1	-	-
<u>PLACER COUNTY</u>					
ROSEVILLE NORTH CENTRAL CFD NO 1	90,125,000 1	-	-	-	-
ROSEVILLE NORTHEAST CFD NO 2	14,050,000 1	-	-	-	-
<u>PLUMAS COUNTY</u>					
CSAC FINANCE CORPORATION (PLUMAS COUNTY) ¹¹	1,540,000 1	-	-	-	-
QUINCY COMMUNITY SERVICES DISTRICT	-	-	358,000 1	-	-
<u>RIVERSIDE COUNTY</u>					
BANNING	2,026,500 1	-	-	-	-
CATHEDRAL CITY	10,725,064 1	-	-	-	-
CENTRAL BASIN MUNICIPAL WATER DISTRICT	-	19,800,000 1	-	-	-
COACHELLA VALLEY RECREATION AND PARK DISTRICT	6,185,000 1	-	-	-	-
CORONA	3,630,086 1	-	-	-	-
EASTERN MUNICIPAL WATER DISTRICT	99,995,000 1	134,280,000 4	-	-	-
ELSINORE VALLEY MUNICIPAL WATER DISTRICT	-	3,647,000 1	-	-	-

**TABLE A-12
SUMMARY OF 1991 LOCAL DEBT FINANCINGS
FOR CAPITAL IMPROVEMENTS AND PUBLIC WORKS
(AGGREGATE \$ AMOUNT ISSUED AND NUMBER OF ISSUES¹)**

<u>ISSUER</u>	<u>AIRPORTS</u>	<u>POWER GENERATION/ TRANSMISSION</u>	<u>BRIDGES AND HIGHWAYS, STREET CONSTRUCTION, PUBLIC TRANSIT</u>	<u>PRISONS, JAILS AND CORRECTIONAL FACILITIES</u>	<u>CONVENTION CENTERS, PUBLIC BUILDINGS</u>
HEMET	-	-	-	-	-
LA QUINTA	-	-	-	-	-
LA QUINTA FINANCING AUTHORITY	-	-	-	-	8,515,000 1
LAKE ELSINORE CFD NO 88-3	-	-	-	-	-
LAKE ELSINORE CFD NO 91-2	-	-	-	-	-
LAKE ELSINORE PUBLIC FINANCE AUTHORITY ¹¹	-	-	-	-	-
LAKE ELSINORE REDEVELOPMENT AGENCY CFD NO 90-2	-	-	-	-	-
MORENO VALLEY CFD NO 87-1	-	-	-	-	-
MURRIETA COUNTY WATER DISTRICT CFD NO 88-1	-	-	-	-	-
NORCO REDEVELOPMENT AGENCY	-	-	1,915,000 1	-	-
PALM SPRINGS	-	-	147,323 1	-	-
PALM SPRINGS FINANCING AUTHORITY	12,805,000 1	-	-	-	50,668,512 1
PERRIS CFD NO 90-1	-	-	-	-	-
PERRIS CFD NO 90-2	-	-	-	-	-
PERRIS CFD NO 91-1	-	-	-	-	-
RANCHO CALIFORNIA WATER DISTRICT	-	-	-	-	-
RANCHO CALIFORNIA WATER DISTRICT FINANCING AUTHORITY	-	-	-	-	-
RANCHO MIRAGE JOINT POWERS FINANCING AUTHORITY ¹¹	-	-	-	-	6,000,000 1
RIVERSIDE	-	68,175,000 1	4,268,565 1	-	-
RIVERSIDE CFD NO 90-1	-	-	-	-	-
RIVERSIDE CFD NO 90-2	-	-	8,945,980 1	-	-
RIVERSIDE COUNTY	-	-	1,312,382 1	-	-
RIVERSIDE COUNTY CFD NO 89-1	-	-	-	-	-
RIVERSIDE COUNTY CFD NO 89-5	-	-	-	-	-
RIVERSIDE COUNTY TRANSPORTATION COMMISSION	-	-	-	-	-
<u>SACRAMENTO COUNTY</u>					
FAIR OAKS WATER DISTRICT	-	-	-	-	-
FOLSOM	-	-	-	-	-
FULTON-EL CAMINO RECREATION AND PARK DISTRICT	-	-	-	-	-

**TABLE A-12
SUMMARY OF 1991 LOCAL DEBT FINANCINGS
FOR CAPITAL IMPROVEMENTS AND PUBLIC WORKS
(AGGREGATE \$ AMOUNT ISSUED AND NUMBER OF ISSUES¹)**

<u>ISSUER</u>	<u>MULTIPLE CAPITAL IMPROVEMENTS AND PUBLIC WORKS</u>	<u>WASTEWATER COLLECTION/ TREATMENT</u>	<u>WATER SUPPLY STORAGE/ DISTRIBUTION</u>	<u>RECREATION/ SPORTS FACILITIES PARKS/OPEN SPACE</u>	<u>EQUIPMENT, ALL OTHER CAPITAL IMPROVEMENTS AND PUBLIC WORKS</u>
HEMET	5,895,000 1	-	-	-	-
LA QUINTA	-	2,240,866 1	-	-	-
LA QUINTA FINANCING AUTHORITY	-	-	-	-	-
LAKE ELSINORE CFD NO 88-3	14,500,000 1	-	-	-	-
LAKE ELSINORE CFD NO 91-2	12,100,000 1	-	-	-	-
LAKE ELSINORE PUBLIC FINANCE AUTHORITY ¹¹	15,700,000 1	-	-	-	-
LAKE ELSINORE REDEVELOPMENT AGENCY CFD NO 90-2	14,088,000 1	-	-	-	-
MORENO VALLEY CFD NO 87-1	12,000,000 1	-	-	-	-
MURRIETA COUNTY WATER DISTRICT CFD NO 88-1	7,840,000 1	-	-	-	-
NORCO REDEVELOPMENT AGENCY	-	-	-	-	-
PALM SPRINGS	-	-	-	-	-
PALM SPRINGS FINANCING AUTHORITY	-	-	-	-	-
PERRIS CFD NO 90-1	3,260,000 1	-	-	-	-
PERRIS CFD NO 90-2	31,320,000 1	-	-	-	-
PERRIS CFD NO 91-1	8,010,000 1	-	-	-	-
RANCHO CALIFORNIA WATER DISTRICT	-	-	543,603 2	-	-
RANCHO CALIFORNIA WATER DISTRICT FINANCING AUTHORITY	92,524,290 1	-	-	-	-
RANCHO MIRAGE JOINT POWERS FINANCING AUTHORITY ¹¹	-	-	-	-	-
RIVERSIDE	-	-	52,813,489 1	-	-
RIVERSIDE CFD NO 90-1	20,400,000 1	-	-	-	-
RIVERSIDE CFD NO 90-2	-	-	-	-	-
RIVERSIDE COUNTY	53,565,000 2	-	-	-	48,480,000 1
RIVERSIDE COUNTY CFD NO 89-1	14,000,000 1	-	-	-	-
RIVERSIDE COUNTY CFD NO 89-5	18,825,000 1	-	-	-	-
RIVERSIDE COUNTY TRANSPORTATION COMMISSION	112,996,959 1	-	-	-	-
<u>SACRAMENTO COUNTY</u>					
FAIR OAKS WATER DISTRICT	-	-	4,045,000 1	-	-
FOLSOM	-	-	-	-	401,874 1
FULTON-EL CAMINO RECREATION AND PARK DISTRICT	4,150,000 1	-	-	-	-

**TABLE A-12
SUMMARY OF 1991 LOCAL DEBT FINANCINGS
FOR CAPITAL IMPROVEMENTS AND PUBLIC WORKS
(AGGREGATE \$ AMOUNT ISSUED AND NUMBER OF ISSUES¹)**

<u>ISSUER</u>	<u>AIRPORTS</u>	<u>POWER GENERATION/ TRANSMISSION</u>	<u>BRIDGES AND HIGHWAYS, STREET CONSTRUCTION, PUBLIC TRANSIT</u>	<u>PRISONS, JAILS AND CORRECTIONAL FACILITIES</u>	<u>CONVENTION CENTERS, PUBLIC BUILDINGS</u>
GALT	-	-	-	-	-
RANCHO MURIETA COMMUNITY SERVICES DISTRICT	-	-	-	-	-
CFD NO 1	-	-	-	-	-
SACRAMENTO	-	-	35,261,732	5	62,060,000 2
SACRAMENTO CITY FINANCING AUTHORITY	-	-	-	-	-
SACRAMENTO COUNTY	-	-	-	-	-
SACRAMENTO COUNTY CFD NO 1	-	-	24,155,000	1	-
SOUTHGATE RECREATION AND PARK DISTRICT	-	-	-	-	-
<u>SAN BENITO COUNTY</u>					
CSAC FINANCE CORPORATION (SAN BENITO COUNTY) ¹¹	-	-	-	2,800,000	1
HOLLISTER	-	-	880,000	1	-
<u>SAN BERNARDINO COUNTY</u>					
APPLE VALLEY WATER DISTRICT	-	-	-	-	-
BIG BEAR LAKE	-	-	962,540	1	-
BIG BEAR MUNICIPAL WATER DISTRICT	-	-	-	-	-
COLTON CFD NO 90-1	-	-	-	-	-
FONTANA	-	-	-	-	-
FONTANA CFD NO 90-3	-	-	-	-	-
GRAND TERRACE PUBLIC FINANCING AUTHORITY ¹¹	-	-	-	-	-
HESPERIA WATER DISTRICT	-	-	-	-	-
JOSHUA BASIN-HI-DESERT FINANCING AUTHORITY	-	-	-	-	-
MOJAVE WATER AGENCY	-	-	-	-	-
ONTARIO	-	-	11,590,000	1	-
SAN BERNARDINO	-	-	-	-	-
SAN BERNARDINO COUNTY CFD NO 1	-	-	4,180,000	1	-
SAN BERNARDINO COUNTY CFD NO 2	-	-	5,310,000	1	-
SAN BERNARDINO COUNTY CFD NO 9	-	-	5,435,000	1	-

TABLE A-12
SUMMARY OF 1991 LOCAL DEBT FINANCINGS
FOR CAPITAL IMPROVEMENTS AND PUBLIC WORKS
(AGGREGATE \$ AMOUNT ISSUED AND NUMBER OF ISSUES¹)

<u>ISSUER</u>	<u>MULTIPLE CAPITAL IMPROVEMENTS AND PUBLIC WORKS</u>		<u>WASTEWATER COLLECTION/ TREATMENT</u>		<u>WATER SUPPLY STORAGE/ DISTRIBUTION</u>		<u>RECREATION/ SPORTS FACILITIES PARKS/OPEN SPACE</u>		<u>EQUIPMENT, ALL OTHER CAPITAL IMPROVEMENTS AND PUBLIC WORKS</u>	
GALT	874,280	1	-		4,830,000	1	-		-	
RANCHO MURIETA COMMUNITY SERVICES DISTRICT										
CFD NO 1	12,925,000	1	-		-		-		-	
SACRAMENTO	-		-		-		-		-	
SACRAMENTO CITY FINANCING AUTHORITY	148,655,000	1	-		-		-		-	
SACRAMENTO COUNTY	4,271,657	1	-		-		10,465,000	1	10,010,000	1
SACRAMENTO COUNTY CFD NO 1	-		-		-		-		-	
SOUTHGATE RECREATION AND PARK DISTRICT	7,530,000	1	-		-		-		-	
<u>SAN BENITO COUNTY</u>										
CSAC FINANCE CORPORATION (SAN BENITO COUNTY) ¹¹	-		-		-		-		-	
HOLLISTER	-		-		-		-		-	
<u>SAN BERNARDINO COUNTY</u>										
APPLE VALLEY WATER DISTRICT	-		9,110,678	1	-		-		-	
BIG BEAR LAKE	-		-		-		-		-	
BIG BEAR MUNICIPAL WATER DISTRICT	3,410,000	1	-		-		-		-	
COLTON CFD NO 90-1	4,755,000	1	-		-		-		-	
FONTANA	17,225,000	1	-		-		-		-	
FONTANA CFD NO 90-3	46,240,000	1	-		-		-		-	
GRAND TERRACE PUBLIC FINANCING AUTHORITY ¹¹	3,370,000	1	-		-		-		-	
HESPERIA WATER DISTRICT	-		-		17,675,000	1	-		-	
JOSHUA BASIN-HI-DESERT FINANCING AUTHORITY	-		-		14,310,000	2	-		-	
MOJAVE WATER AGENCY	-		-		12,000,000	1	-		-	
ONTARIO	-		-		-		-		-	
SAN BERNARDINO	1,722,154	2	-		-		-		-	
SAN BERNARDINO COUNTY CFD NO 1	-		-		-		-		-	
SAN BERNARDINO COUNTY CFD NO 2	-		-		-		-		-	
SAN BERNARDINO COUNTY CFD NO 9	17,065,000	1	-		-		-		-	

**TABLE A-12
SUMMARY OF 1991 LOCAL DEBT FINANCINGS
FOR CAPITAL IMPROVEMENTS AND PUBLIC WORKS
(AGGREGATE \$ AMOUNT ISSUED AND NUMBER OF ISSUES¹)**

<u>ISSUER</u>	<u>AIRPORTS</u>	<u>POWER GENERATION/ TRANSMISSION</u>	<u>BRIDGES AND HIGHWAYS, STREET CONSTRUCTION, PUBLIC TRANSIT</u>	<u>PRISONS, JAILS AND CORRECTIONAL FACILITIES</u>	<u>CONVENTION CENTERS, PUBLIC BUILDINGS</u>
SAN BERNARDINO COUNTY TRANSPORTATION AUTHORITY	-	-	30,000,000	1	-
VICTORVILLE	-	-	6,137,366	1	-
VICTORVILLE CFD NO 90-1	-	-	-	-	-
YUCAIPA PUBLIC FINANCING AUTHORITY ¹¹	-	-	-	-	-
<u>SAN DIEGO COUNTY</u>					
CHULA VISTA	-	-	7,349,608	1	-
ENCINITAS	-	-	-	-	7,635,000 1
FALLBROOK SANITARY DISTRICT	-	-	-	-	-
NATIONAL CITY JOINT POWERS FINANCE AUTHORITY	-	-	-	-	6,950,000 1
OCEANSIDE	-	-	320,830	1	33,115,000 1
PADRE DAM MUNICIPAL WATER DISTRICT	-	-	-	-	-
POWAY CFD NO 88-1	-	-	-	-	-
SAN DIEGO	-	-	133,797	2	-
SAN DIEGO CFD NO 1	-	-	-	-	-
SAN DIEGO COUNTY	-	-	-	-	40,745,000 1
SAN DIEGO COUNTY WATER AUTHORITY	-	-	-	-	-
SAN DIEGO REGIONAL BUILDING AUTHORITY	-	-	-	-	-
SAN DIEGO COUNTY REGIONAL TRANSPORTATION COMMISSION	-	-	385,000,420	2	-
SAN MARCOS	-	-	2,834,079	1	-
VALLEY CENTER MUNICIPAL WATER DISTRICT	-	-	-	-	-
VISTA JOINT POWERS FINANCING AUTHORITY ¹¹	-	-	-	-	-
<u>SAN FRANCISCO COUNTY</u>					
SAN FRANCISCO CITY AND COUNTY	-	-	-	-	31,757,874 4
SAN FRANCISCO CITY AND COUNTY REDEVELOPMENT AGENCY	-	-	-	-	60,540,000 1
SAN FRANCISCO CITY AND COUNTY FINANCE CORPORATION	-	-	-	-	-
SAN FRANCISCO CITY AND COUNTY PUBLIC UTILITIES COMMISSION	-	-	-	-	-

**TABLE A-12
SUMMARY OF 1991 LOCAL DEBT FINANCINGS
FOR CAPITAL IMPROVEMENTS AND PUBLIC WORKS
(AGGREGATE \$ AMOUNT ISSUED AND NUMBER OF ISSUES¹)**

<u>ISSUER</u>	<u>MULTIPLE CAPITAL IMPROVEMENTS AND PUBLIC WORKS</u>		<u>WASTEWATER COLLECTION/ TREATMENT</u>		<u>WATER SUPPLY STORAGE/ DISTRIBUTION</u>		<u>RECREATION/ SPORTS FACILITIES PARKS/OPEN SPACE</u>		<u>EQUIPMENT, ALL OTHER CAPITAL IMPROVEMENTS AND PUBLIC WORKS</u>	
SAN BERNARDINO COUNTY TRANSPORTATION AUTHORITY	-		-		-		-		-	
VICTORVILLE	-		-		-		-		-	
VICTORVILLE CFD NO 90-1	20,575,000	1	-		-		-		-	
YUCAIPA PUBLIC FINANCING AUTHORITY	42,800,000	1	-		-		-		-	
<u>SAN DIEGO COUNTY</u>										
CHULA VISTA	22,352,427	1	-		-		-		-	
ENCINITAS	-		-		-		-		-	
FALLBROOK SANITARY DISTRICT	-		14,500,000	1	-		-		-	
NATIONAL CITY JOINT POWERS FINANCE AUTHORITY ¹¹	-		-		-		-		-	
OCEANSIDE	-		12,260,000	1	12,300,000	1	-		15,600,000	
PADRE DAM MUNICIPAL WATER DISTRICT	-		-		1,325,000	1	-		-	
POWAY CFD NO 88-1	8,000,000	1	-		-		-		-	
SAN DIEGO	11,810,000	1	-		-		-		25,500,000	
SAN DIEGO CFD NO 1	35,340,000	1	-		-		-		-	
SAN DIEGO COUNTY	66,849,151	2	-		-		-		-	
SAN DIEGO COUNTY WATER AUTHORITY	-		-		300,000,000	1	-		-	
SAN DIEGO REGIONAL BUILDING AUTHORITY	46,965,000	1	-		-		-		-	
SAN DIEGO COUNTY REGIONAL TRANSPORTATION COMMISSION	-		-		-		-		-	
SAN MARCOS	-		-		-		-		-	
VALLEY CENTER MUNICIPAL WATER DISTRICT	-		-		1,770,974	1	-		-	
VISTA JOINT POWERS FINANCING AUTHORITY	7,135,000	1	-		-		-		-	
<u>SAN FRANCISCO COUNTY</u>										
SAN FRANCISCO CITY AND COUNTY	149,600,000	2	170,000,000	1	-		-		36,315,912	
SAN FRANCISCO CITY AND COUNTY REDEVELOPMENT AGENCY	-		-		-		-		-	
SAN FRANCISCO CITY AND COUNTY FINANCE CORPORATION	-		-		-		-		7,020,000	
SAN FRANCISCO CITY AND COUNTY PUBLIC UTILITIES COMMISSION	-		-		70,145,682	1	-		-	

**TABLE A-12
SUMMARY OF 1991 LOCAL DEBT FINANCINGS
FOR CAPITAL IMPROVEMENTS AND PUBLIC WORKS
(AGGREGATE \$ AMOUNT ISSUED AND NUMBER OF ISSUES¹)**

<u>ISSUER</u>	<u>AIRPORTS</u>	<u>POWER GENERATION/ TRANSMISSION</u>	<u>BRIDGES AND HIGHWAYS, STREET CONSTRUCTION, PUBLIC TRANSIT</u>	<u>PRISONS, JAILS AND CORRECTIONAL FACILITIES</u>	<u>CONVENTION CENTERS, PUBLIC BUILDINGS</u>
<u>SAN JOAQUIN</u>					
LODI	-	-	-	-	-
RIPON	-	-	-	-	-
RIPON PUBLIC FINANCING AUTHORITY ¹¹	-	-	-	-	-
SAN JOAQUIN COUNTY	-	-	-	16,690,000	1
SOUTH SAN JOAQUIN IRRIGATION DISTRICT	-	-	-	-	-
SOUTHERN SAN JOAQUIN VALLEY POWER AUTHORITY	-	15,000,000	1	-	-
STOCKTON	-	-	410,000	1	-
TRACY CFD NO 1991-1	-	-	-	-	-
TRACY RURAL FIRE PROTECTION DISTRICT	-	-	-	-	-
<u>SAN LUIS OBISPO COUNTY</u>					
PISMO BEACH	-	-	313,506	2	-
SAN LUIS OBISPO COUNTY	-	-	-	4,565,000	1
<u>SAN MATEO COUNTY</u>					
BRISBANE	-	-	-	-	-
BRISBANE PUBLIC FINANCING AUTHORITY ¹¹	-	-	-	-	-
BURLINGAME	-	-	-	-	-
COASTSIDE COUNTY WATER DISTRICT	-	-	-	-	-
PENINSULA FAMILY YMCA	-	-	-	-	-
REDWOOD CITY PUBLIC FINANCING AUTHORITY ¹¹	-	-	-	-	-
SAN MATEO COUNTY	-	-	-	-	-
SOUTH SAN FRANCISCO	-	-	-	-	-
SOUTH SAN FRANCISCO CAPITAL IMPROVEMENTS FINANCING AUTHORITY	-	-	-	-	5,715,000
<u>SANTA BARBARA</u>					
MONTECITO WATER DISTRICT	-	-	-	-	-
SANTA BARBARA COUNTY	-	-	-	-	-

**TABLE A-12
SUMMARY OF 1991 LOCAL DEBT FINANCINGS
FOR CAPITAL IMPROVEMENTS AND PUBLIC WORKS
(AGGREGATE \$ AMOUNT ISSUED AND NUMBER OF ISSUES¹)**

<u>ISSUER</u>	<u>MULTIPLE CAPITAL IMPROVEMENTS AND PUBLIC WORKS</u>	<u>WASTEWATER COLLECTION/ TREATMENT</u>	<u>WATER SUPPLY STORAGE/ DISTRIBUTION</u>	<u>RECREATION/ SPORTS FACILITIES PARKS/OPEN SPACE</u>	<u>EQUIPMENT, ALL OTHER CAPITAL IMPROVEMENTS AND PUBLIC WORKS</u>
<u>SAN JOAQUIN COUNTY</u>					
LODI	-	11,170,000	1	-	-
RIPON	1,095,000	1	-	-	-
RIPON PUBLIC FINANCING AUTHORITY ¹¹	2,000,000	1	-	-	-
SAN JOAQUIN COUNTY	-	-	-	-	5,775,000
SOUTH SAN JOAQUIN IRRIGATION DISTRICT	-	-	5,975,000	1	-
SOUTHERN SAN JOAQUIN VALLEY POWER AUTHORITY	-	-	-	-	-
STOCKTON	5,165,000	1	7,740,000	1	8,475,000
TRACY CFD NO 1991-1	2,400,000	1	-	-	-
TRACY RURAL FIRE PROTECTION DISTRICT	-	-	-	-	133,567
<u>SAN LUIS OBISPO COUNTY</u>					
PISMO BEACH	-	-	-	-	-
SAN LUIS OBISPO COUNTY	-	-	-	-	-
<u>SAN MATEO COUNTY</u>					
BRISBANE	8,265,000	1	-	-	-
BRISBANE PUBLIC FINANCING AUTHORITY ¹¹	9,105,000	1	-	-	-
BURLINGAME	-	14,430,000	1	-	-
COASTSIDE COUNTY WATER DISTRICT	7,481,252	1	-	-	-
PENINSULA FAMILY YMCA	-	-	-	6,500,000	1
REDWOOD CITY PUBLIC FINANCING AUTHORITY ¹¹	26,715,000	1	-	-	-
SAN MATEO COUNTY	63,539,741	1	-	-	-
SOUTH SAN FRANCISCO	-	11,200,000	1	-	-
SOUTH SAN FRANCISCO CAPITAL IMPROVEMENTS FINANCING AUTHORITY	-	-	-	-	-
<u>SANTA BARBARA</u>					
MONTECITO WATER DISTRICT	-	-	1,500,000	1	-
SANTA BARBARA COUNTY	39,005,000	1	-	-	-

**TABLE A-12
SUMMARY OF 1991 LOCAL DEBT FINANCINGS
FOR CAPITAL IMPROVEMENTS AND PUBLIC WORKS
(AGGREGATE \$ AMOUNT ISSUED AND NUMBER OF ISSUES¹)**

<u>ISSUER</u>	<u>AIRPORTS</u>	<u>POWER GENERATION/ TRANSMISSION</u>	<u>BRIDGES AND HIGHWAYS, STREET CONSTRUCTION, PUBLIC TRANSIT</u>	<u>PRISONS, JAILS AND CORRECTIONAL FACILITIES</u>	<u>CONVENTION CENTERS, PUBLIC BUILDINGS</u>
<u>SANTA CLARA COUNTY</u>					
CAMPBELL	-	-	-	-	30,245,000 1
CUPERTINO	-	-	-	-	-
GILROY	-	-	-	-	-
MILPITAS	-	-	-	-	-
MORGAN HILL	-	-	-	-	-
NORTH COUNTY LIBRARY AUTHORITY	-	-	-	-	3,645,000 1
SAN JOSE	-	-	-	-	-
SANTA CLARA	-	86,960,000 1	-	-	-
SANTA CLARA COUNTY	-	-	-	76,550,000 1	-
SANTA CLARA COUNTY TRANSIT DISTRICT	-	-	34,375,000 1	-	-
<u>SANTA CRUZ COUNTY</u>					
SANTA CRUZ	-	-	-	-	-
SCOTTS VALLEY	-	-	1,920,000 2	-	-
SCOTTS VALLEY WATER DISTRICT	-	-	-	-	-
SOQUEL CREEK WATER DISTRICT	-	-	-	-	-
WATSONVILLE	-	-	-	-	-
<u>SHASTA COUNTY</u>					
COTTONWOOD WATER DISTRICT	-	-	434,852 1	-	-
REDDING	-	-	956,356 2	-	-
<u>SISKIYOU COUNTY</u>					
FORT JONES	-	-	-	-	-
MT SHASTA	-	-	-	-	-
<u>SOLANO COUNTY</u>					
BENICIA	-	-	-	-	-
FAIRFIELD	-	-	-	-	-

TABLE A-12
SUMMARY OF 1991 LOCAL DEBT FINANCINGS
FOR CAPITAL IMPROVEMENTS AND PUBLIC WORKS
(AGGREGATE \$ AMOUNT ISSUED AND NUMBER OF ISSUES¹)

<u>ISSUER</u>	<u>MULTIPLE CAPITAL IMPROVEMENTS AND PUBLIC WORKS</u>	<u>WASTEWATER COLLECTION/ TREATMENT</u>	<u>WATER SUPPLY STORAGE/ DISTRIBUTION</u>	<u>RECREATION/ SPORTS FACILITIES PARKS/OPEN SPACE</u>	<u>EQUIPMENT, ALL OTHER CAPITAL IMPROVEMENTS AND PUBLIC WORKS</u>
<u>SANTA CLARA COUNTY</u>					
CAMPBELL	-	-	-	-	-
CUPERTINO	-	-	-	32,970,000	1
GILROY	4,030,000	1	-	-	-
MILPITAS	1,580,215	1	-	-	-
MORGAN HILL	-	-	5,000,000	1	-
NORTH COUNTY LIBRARY AUTHORITY	-	-	-	-	-
SAN JOSE	30,225,000	1	-	-	-
SANTA CLARA	-	-	-	-	-
SANTA CLARA COUNTY	-	-	-	-	-
SANTA CLARA COUNTY TRANSIT DISTRICT	-	-	-	-	-
<u>SANTA CRUZ COUNTY</u>					
SANTA CRUZ	1,539,000	1	-	-	-
SCOTTS VALLEY	-	-	-	-	-
SCOTTS VALLEY WATER DISTRICT	-	-	500,000	1	-
SOQUEL CREEK WATER DISTRICT	-	-	3,500,000	1	-
WATSONVILLE	-	7,600,000	1	7,465,000	1
					3,065,000
					1
<u>SHASTA COUNTY</u>					
COTTONWOOD WATER DISTRICT	-	-	-	-	-
REDDING	-	-	-	-	-
<u>SISKIYOU COUNTY</u>					
FORT JONES	-	-	325,000	1	-
MT SHASTA	-	825,220	1	-	-
<u>SOLANO COUNTY</u>					
BENICIA	-	-	13,935,000	1	-
FAIRFIELD	9,050,302	1	-	-	-

**TABLE A-12
SUMMARY OF 1991 LOCAL DEBT FINANCINGS
FOR CAPITAL IMPROVEMENTS AND PUBLIC WORKS
(AGGREGATE \$ AMOUNT ISSUED AND NUMBER OF ISSUES¹)**

<u>ISSUER</u>	<u>AIRPORTS</u>	<u>POWER GENERATION/ TRANSMISSION</u>	<u>BRIDGES AND HIGHWAYS, STREET CONSTRUCTION, PUBLIC TRANSIT</u>	<u>PRISONS, JAILS AND CORRECTIONAL FACILITIES</u>	<u>CONVENTION CENTERS, PUBLIC BUILDINGS</u>
FAIRFIELD PUBLIC FINANCING AUTHORITY ¹¹	-	-	-	-	-
FAIRFIELD-SUISUN SEWER DISTRICT	-	-	-	-	-
VACAVILLE	-	-	-	-	-
VACAVILLE CFD NO 2	-	-	8,740,000	1	-
VALLEJO CFD NO 1991-1	-	-	-	-	-
<u>SONOMA COUNTY</u>					
PETALUMA	-	-	16,120,000	1	-
ROHNERT PARK	-	-	-	-	7,000,000 1
SANTA ROSA	-	-	-	-	-
SONOMA COUNTY	-	-	3,420,141	2	8,985,000 1
TWIN HILLS FIRE PROTECTION DISTRICT	-	-	-	-	-
<u>STANISLAUS COUNTY</u>					
MODESTO	-	-	-	-	24,945,000 1
NEWMAN	-	-	-	-	-
RIVERBANK	-	-	-	-	-
RIVERBANK PUBLIC FINANCING AUTHORITY	-	-	-	-	-
SALIDA AREA PUBLIC FACILITIES FINANCING AGENCY	-	-	-	-	-
CFD NO 88-1	-	-	-	-	-
WATERFORD	-	-	-	-	-
<u>SUTTER COUNTY</u>					
SUTTER COMMUNITY SERVICES DISTRICT	-	-	-	-	-
SUTTER COUNTY	-	-	-	-	-
YUBA CITY	-	-	47,827	1	-
<u>TEHAMA COUNTY</u>					
GERBER-LAS FLORES COMMUNITY SERVICES DISTRICT	-	-	-	-	-
TEHAMA COUNTY	-	-	-	1,385,000	1

TABLE A-12
SUMMARY OF 1991 LOCAL DEBT FINANCINGS
FOR CAPITAL IMPROVEMENTS AND PUBLIC WORKS
(AGGREGATE \$ AMOUNT ISSUED AND NUMBER OF ISSUES¹)

ISSUER	MULTIPLE CAPITAL IMPROVEMENTS AND PUBLIC WORKS	WASTEWATER COLLECTION/ TREATMENT	WATER SUPPLY STORAGE/ DISTRIBUTION	RECREATION/ SPORTS FACILITIES PARKS/OPEN SPACE	EQUIPMENT, ALL OTHER CAPITAL IMPROVEMENTS AND PUBLIC WORKS
FAIRFIELD PUBLIC FINANCING AUTHORITY ¹¹	-	-	8,065,000	1	-
FAIRFIELD-SUISUN SEWER DISTRICT	-	39,644,619	-	-	-
VACAVILLE	14,945,000	2	-	-	-
VACAVILLE CFD NO 2	-	-	1,893,900	1	-
VALLEJO CFD NO 1991-1	12,000,000	1	-	-	-
<u>SONOMA COUNTY</u>					
PETALUMA	-	-	-	-	-
ROHNERT PARK	1,447,044	1	-	-	-
SANTA ROSA	-	11,810,000	1	-	-
SONOMA COUNTY	1,655,214	1	-	-	-
TWIN HILLS FIRE PROTECTION DISTRICT	-	-	-	-	94,054
<u>STANISLAUS COUNTY</u>					
MODESTO	982,853	1	-	-	-
NEWMAN	-	3,590,000	1	-	-
RIVERBANK	5,089,893	3	-	-	-
RIVERBANK PUBLIC FINANCING AUTHORITY ¹¹	6,325,000	2	1,485,000	1	305,000
SALIDA AREA PUBLIC FACILITIES FINANCING AGENCY	-	-	-	-	-
CFD NO 88-1	2,045,000	1	-	-	-
WATERFORD	7,812,109	6	-	-	-
<u>SUTTER COUNTY</u>					
SUTTER COMMUNITY SERVICES DISTRICT	-	-	4,720,369	2	-
SUTTER COUNTY	-	426,145	1	-	-
YUBA CITY	-	-	-	-	-
<u>TEHAMA COUNTY</u>					
GERBER-LAS FLORES COMMUNITY SERVICES DISTRICT	-	421,344	1	-	-
TEHAMA COUNTY	1,870,000	1	-	-	-

**TABLE A-12
SUMMARY OF 1991 LOCAL DEBT FINANCINGS
FOR CAPITAL IMPROVEMENTS AND PUBLIC WORKS
(AGGREGATE \$ AMOUNT ISSUED AND NUMBER OF ISSUES¹)**

<u>ISSUER</u>	<u>AIRPORTS</u>	<u>POWER GENERATION/ TRANSMISSION</u>	<u>BRIDGES AND HIGHWAYS, STREET CONSTRUCTION, PUBLIC TRANSIT</u>	<u>PRISONS, JAILS AND CORRECTIONAL FACILITIES</u>	<u>CONVENTION CENTERS, PUBLIC BUILDINGS</u>
<u>TULARE COUNTY</u>					
PONDEROSA COMMUNITY SERVICES DISTRICT	-	-	-	-	-
VISALIA	-	-	-	-	6,200,000 1
<u>TUOLUMNE COUNTY</u>					
TUOLUMNE REGIONAL WATER DISTRICT	-	-	-	-	-
<u>VENTURA COUNTY</u>					
CALLEGUAS MUNICIPAL WATER DISTRICT	-	-	-	-	-
CAMARILLO	-	-	-	-	-
CAMROSA WATER DISTRICT	-	-	-	-	-
FILLMORE CFD NO 1	-	-	-	-	-
FILLMORE PUBLIC FINANCING AUTHORITY ¹¹	-	-	-	-	-
SAN BUENAVENTURA	-	-	-	-	-
SIMI VALLEY	-	-	2,497,756 1	-	-
VENTURA COUNTY	-	-	-	-	-
<u>YOLO COUNTY</u>					
DAVIS CFD NO 1991-2	-	-	-	-	-
WEST SACRAMENTO	-	-	-	-	-
<u>YUBA COUNTY</u>					
YUBA COUNTY	-	-	-	-	-
<u>MULTIPLE COUNTIES¹⁰</u>					
ABAG FINANCE AUTHORITY FOR NONPROFIT CORPORATIONS	-	-	-	-	7,750,000 1
ABAG FINANCE CORPORATION (CONCORD, SARATOGA, SANTA CRUZ, SOUTHGATE) ¹¹	-	-	-	-	-
ABAG FINANCE CORPORATION (MAMMOTH LAKES, WATSONVILLE) ¹¹	-	-	-	-	-

TABLE A-12
SUMMARY OF 1991 LOCAL DEBT FINANCINGS
FOR CAPITAL IMPROVEMENTS AND PUBLIC WORKS
(AGGREGATE \$ AMOUNT ISSUED AND NUMBER OF ISSUES¹)

<u>ISSUER</u>	<u>MULTIPLE CAPITAL IMPROVEMENTS AND PUBLIC WORKS</u>	<u>WASTEWATER COLLECTION/ TREATMENT</u>	<u>WATER SUPPLY STORAGE/ DISTRIBUTION</u>	<u>RECREATION/ SPORTS FACILITIES PARKS/OPEN SPACE</u>	<u>EQUIPMENT, ALL OTHER CAPITAL IMPROVEMENTS AND PUBLIC WORKS</u>
<u>TULARE COUNTY</u>					
PONDEROSA COMMUNITY SERVICES DISTRICT VISALIA	-	-	-	-	90,000 1
<u>TUOLUMNE COUNTY</u>					
TUOLUMNE REGIONAL WATER DISTRICT	-	-	1,100,000	1	-
<u>VENTURA COUNTY</u>					
CALLEGUAS MUNICIPAL WATER DISTRICT CAMARILLO	7,170,000 1	-	62,575,000	1	-
CAMROSA WATER DISTRICT FILLMORE CFD NO 1	-	-	6,125,000	1	-
FILLMORE PUBLIC FINANCING AUTHORITY ¹¹	3,650,000 1	-	-	-	-
SAN BUENAVENTURA SIMI VALLEY	6,000,000 1	-	-	-	-
VENTURA COUNTY	-	-	-	-	2,515,472 1
	7,345,000 1	-	-	-	-
<u>YOLO COUNTY</u>					
DAVIS CFD NO 1991-2	20,000,000 1	-	-	-	-
WEST SACRAMENTO	26,900,000 1	-	-	-	-
<u>YUBA COUNTY</u>					
YUBA COUNTY	3,330,000 1	-	-	-	-
<u>MULTIPLE COUNTIES¹⁰</u>					
ABAG FINANCE AUTHORITY FOR NONPROFIT CORPORATIONS	-	-	-	-	-
ABAG FINANCE CORPORATION (CONCORD, SARATOGA, SANTA CRUZ, SOUTHGATE) ¹¹	13,975,000 1	-	-	-	-
ABAG FINANCE CORPORATION (MAMMOTH LAKES, WATSONVILLE) ¹¹	11,085,000 1	-	-	-	-

**TABLE A-12
SUMMARY OF 1991 LOCAL DEBT FINANCINGS
FOR CAPITAL IMPROVEMENTS AND PUBLIC WORKS
(AGGREGATE \$ AMOUNT ISSUED AND NUMBER OF ISSUES¹)**

<u>ISSUER</u>	<u>AIRPORTS</u>	<u>POWER GENERATION/ TRANSMISSION</u>	<u>BRIDGES AND HIGHWAYS, STREET CONSTRUCTION, PUBLIC TRANSIT</u>	<u>PRISONS, JAILS AND CORRECTIONAL FACILITIES</u>	<u>CONVENTION CENTERS, PUBLIC BUILDINGS</u>
ABAG FINANCE CORPORATION (ST HELENA) ¹¹	-	-	-	-	-
CALIFORNIA CITIES FINANCING CORPORATION (BISHOP, ESCALON, LEMOORE) ¹¹	-	-	-	-	-
CALIFORNIA CITIES FINANCING CORPORATION (FORTUNA, SUSANVILLE) ¹¹	-	-	-	-	-
COACHELLA VALLEY WATER DISTRICT	-	-	412,005	1	-
CSDA FINANCE CORPORATION	-	-	19,340,000	1	-
CSDA FINANCE CORPORATION (AMERICAN CANYON CO WD, ARROWBEAR PARK CO WD, MAMMOTH LAKES FPD, KERN CO PUBLIC CEMETARY DIST NO 1, SAN DIEGO ASSOC OF GOVERNMENTS, STINSON BEACH CO WD, TUOLUMNE CO WD) ¹¹	-	-	-	-	-
CSDA FINANCE CORPORATION (HI-DESERT WD, RIPON CONSOLIDATED WD) ¹¹	-	-	-	-	-
CSDA FINANCE CORPORATION (IDYLLWILD WD, ISLA VISTA RECREATION/PARK DIST) ¹¹	-	-	-	-	-
CSDA FINANCE CORPORATION (LOS ANGELES CO WEST MOSQUITO ABATEMENT DIST, MCKINLEYVILLE CSD, RANCHO SIMI RECREATION/PARK DIST) ¹¹	-	-	-	-	-
EAST BAY MUNICIPAL UTILITY DISTRICT	-	-	-	-	-
IMPERIAL IRRIGATION DISTRICT	-	32,925,000	1	-	-
METROPOLITAN WATER DISTRICT OF SOUTHERN CALIFORNIA	-	-	-	-	-
MODESTO IRRIGATION DISTRICT	-	54,724,506	1	-	-
M-S-R PUBLIC POWER AGENCY	-	117,135,000	1	-	-
SACRAMENTO MUNICIPAL UTILITY DISTRICT	-	271,130,000	2	-	-
SACRAMENTO AREA COUNCIL OF GOVERNMENTS FINANCING CORPORATION	-	-	-	-	2,675,000
SAN FRANCISCO BAY AREA RAPID TRANSIT DISTRICT	-	-	56,010,000	1	-
SIERRA JOINT COMMUNITY COLLEGE DISTRICT	-	-	-	-	-
SOUTHERN CALIFORNIA PUBLIC POWER AUTHORITY	-	329,695,000	3	-	-

**TABLE A-12
SUMMARY OF 1991 LOCAL DEBT FINANCINGS
FOR CAPITAL IMPROVEMENTS AND PUBLIC WORKS
(AGGREGATE \$ AMOUNT ISSUED AND NUMBER OF ISSUES¹)**

<u>ISSUER</u>	<u>MULTIPLE CAPITAL IMPROVEMENTS AND PUBLIC WORKS</u>	<u>WASTEWATER COLLECTION/ TREATMENT</u>	<u>WATER SUPPLY STORAGE/ DISTRIBUTION</u>	<u>RECREATION/ SPORTS FACILITIES PARKS/OPEN SPACE</u>	<u>EQUIPMENT, ALL OTHER CAPITAL IMPROVEMENTS AND PUBLIC WORKS</u>
ABAG FINANCE CORPORATION (ST HELENA) ¹¹	4,645,000	1	-	-	-
CALIFORNIA CITIES FINANCING CORPORATION (BISHOP, ESCALON, LEMOORE) ¹¹	3,050,000	1	-	-	-
CALIFORNIA CITIES FINANCING CORPORATION (FORTUNA, SUSANVILLE) ¹¹	3,700,000	1	-	-	-
COACHELLA VALLEY WATER DISTRICT	-	-	-	-	-
CSDA FINANCE CORPORATION	-	-	25,755,000	1	-
CSDA FINANCE CORPORATION (AMERICAN CANYON CO WD, ARROWBEAR PARK CO WD, MAMMOTH LAKES FPD, KERN CO PUBLIC CD NO 1, SDAG, STINSON BEACH CO WD, TUOLUMNE CO WD) ¹¹	3,670,000	1	-	-	-
CSDA FINANCE CORPORATION (HI-DESERT WD, RIPON CONSOLIDATED WD) ¹¹	4,615,000	1	-	-	-
CSDA FINANCE CORPORATION (IDYLLWILD WD, ISLA VISTA RECREATION/PARK DIST) ¹¹	3,510,000	1	-	-	-
CSDA FINANCE CORPORATION (LOS ANGELES CO WEST MOSQUITO ABATEMENT DIST, MCKINLEYVILLE CSD, RANCHO SIMI RECREATION/PARK DIST) ¹¹	6,290,000	1	-	-	-
EAST BAY MUNICIPAL UTILITY DISTRICT	-	50,000,000	1	130,000,000	1
IMPERIAL IRRIGATION DISTRICT	-	-	-	-	-
METROPOLITAN WATER DISTRICT OF SOUTHERN CALIFORNIA	-	-	360,000,000	2	-
MODESTO IRRIGATION DISTRICT	-	-	-	-	-
M-S-R PUBLIC POWER AGENCY	-	-	-	-	-
SACRAMENTO MUNICIPAL UTILITY DISTRICT	-	-	-	-	-
SACRAMENTO AREA COUNCIL OF GOVERNMENTS FINANCING CORPORATION	-	-	-	-	-
SAN FRANCISCO BAY AREA RAPID TRANSIT DISTRICT	-	-	-	-	-
SIERRA JOINT COMMUNITY COLLEGE DISTRICT	-	-	-	-	3,000,000
SOUTHERN CALIFORNIA PUBLIC POWER AUTHORITY	-	-	-	-	1

**TABLE A-12
SUMMARY OF 1991 LOCAL DEBT FINANCINGS
FOR CAPITAL IMPROVEMENTS AND PUBLIC WORKS
(AGGREGATE \$ AMOUNT ISSUED AND NUMBER OF ISSUES¹)**

<u>ISSUER</u>	<u>AIRPORTS</u>	<u>POWER GENERATION/ TRANSMISSION</u>	<u>BRIDGES AND HIGHWAYS, STREET CONSTRUCTION, PUBLIC TRANSIT</u>	<u>PRISONS, JAILS AND CORRECTIONAL FACILITIES</u>	<u>CONVENTION CENTERS, PUBLIC BUILDINGS</u>					
TRUCKEE DONNER PUBLIC UTILITY DISTRICT	-	-	-	-	-					
TURLOCK IRRIGATION DISTRICT	-	-	-	-	-					
WEST END COMMUNICATIONS FINANCING AUTHORITY	-	-	-	-	-					
TOTAL	42,035,000	5	1,379,612,770	16	2,113,753,275	68	397,103,066	6	772,913,474	41

**TABLE A-12
SUMMARY OF 1991 LOCAL DEBT FINANCINGS
FOR CAPITAL IMPROVEMENTS AND PUBLIC WORKS
(AGGREGATE \$ AMOUNT ISSUED AND NUMBER OF ISSUES¹)**

<u>ISSUER</u>	<u>MULTIPLE CAPITAL IMPROVEMENTS AND PUBLIC WORKS</u>	<u>WASTEWATER COLLECTION/ TREATMENT</u>	<u>WATER SUPPLY STORAGE/ DISTRIBUTION</u>	<u>RECREATION/ SPORTS FACILITIES PARKS/OPEN SPACE</u>	<u>EQUIPMENT, ALL OTHER CAPITAL IMPROVEMENTS AND PUBLIC WORKS</u>
TRUCKEE DONNER PUBLIC UTILITY DISTRICT	-	-	10,510,000	1	-
TURLOCK IRRIGATION DISTRICT	17,700,000	1	385,663	7	-
WEST END COMMUNICATIONS FINANCING AUTHORITY	-	-	-	-	10,850,000
TOTAL	2,491,058,409	163	1,440,636,573	46	1,539,299,668
					63
					220,240,176
					12
					479,627,283
					50

**TABLE A-13
SUMMARY OF 1991 PUBLIC DEBT FINANCINGS
MELLO-ROOS COMMUNITY FACILITIES DISTRICTS**

<u>ISSUER</u>	<u>AMOUNT ISSUED(\$)¹</u>	<u>TYPE OF DEBT</u>	<u>PURPOSE OF DEBT</u>
<u>AMADOR COUNTY</u>			
IONE CFD NO 1989-1	6,550,000	LIMITED TAX OBLIGATION BONDS	MULTIPLE CAPITAL IMPROVEMENTS
IONE CFD NO 1989-2	7,500,000	LIMITED TAX OBLIGATION BONDS	MULTIPLE CAPITAL IMPROVEMENTS
<u>CONTRA COSTA COUNTY</u>			
ANTIOCH AREA PUBLIC FACILITIES FINANCING AGENCY			
CFD NO 1	3,490,000	BOND ANTICIPATION NOTES	K-12 SCHOOL FACILITY
CLAYTON CFD NO 1990-2	1,460,000	LIMITED TAX OBLIGATION BONDS	MULTIPLE CAPITAL IMPROVEMENTS
CONTRA COSTA COUNTY CFD NO 1991-1	4,555,000	LIMITED TAX OBLIGATION BONDS	MULTIPLE CAPITAL IMPROVEMENTS
MT DIABLO UNIFIED SCHOOL DISTRICT CFD NO 1	13,300,000	BOND ANTICIPATION NOTES	K-12 SCHOOL FACILITY
PITTSBURG REDEVELOPMENT AGENCY CFD NO 1990-1	8,000,000	LIMITED TAX OBLIGATION BONDS	MULTIPLE CAPITAL IMPROVEMENTS
<u>FRESNO COUNTY</u>			
SANGER CFD NO 1	2,410,000	LIMITED TAX OBLIGATION BONDS	MULTIPLE CAPITAL IMPROVEMENTS
<u>KERN COUNTY</u>			
TEHACHAPI CFD NO 90-1	2,780,000	LIMITED TAX OBLIGATION BONDS	STREET CONSTRUCTION/IMPROVEMENTS
<u>LOS ANGELES COUNTY</u>			
ANTELOPE VALLEY-EAST KERN WATER AGENCY CFD NO 90-1	5,460,000	LIMITED TAX OBLIGATION BONDS	WATER SUPPLY/DISTRIBUTION
ANTELOPE VALLEY-EAST KERN WATER AGENCY CFD NO 90-1	8,340,000	LIMITED TAX OBLIGATION BONDS	WATER SUPPLY/DISTRIBUTION
BURBANK PARKING AUTHORITY CFD NO 1991-1	2,030,000	LIMITED TAX OBLIGATION BONDS	PARKING
HAWTHORNE COMMUNITY REDEVELOPMENT AGENCY CFD NO 1990-1	8,955,000	LIMITED TAX OBLIGATION BONDS	MULTIPLE CAPITAL IMPROVEMENTS
HAWTHORNE COMMUNITY REDEVELOPMENT AGENCY CFD NO 1991-1	15,000,000	LIMITED TAX OBLIGATION BONDS	MULTIPLE CAPITAL IMPROVEMENTS
IRWINDALE PUBLIC FINANCING AUTHORITY CFD NO 1	10,000,000	LIMITED TAX OBLIGATION BONDS	MULTIPLE CAPITAL IMPROVEMENTS
LANCASTER CFD NO 91-1	5,830,000	LIMITED TAX OBLIGATION BONDS	MULTIPLE CAPITAL IMPROVEMENTS
LANCASTER CFD NO 91-2	9,000,000	LIMITED TAX OBLIGATION BONDS	MULTIPLE CAPITAL IMPROVEMENTS
LONG BEACH CFD NO 2	5,340,000	LIMITED TAX OBLIGATION BONDS	STREET CONSTRUCTION/IMPROVEMENTS
PALMDALE CFD NO 91-1	7,970,000	LIMITED TAX OBLIGATION BONDS	MULTIPLE CAPITAL IMPROVEMENTS
WHITTIER CFD NO 1991-1	6,270,000	LIMITED TAX OBLIGATION BONDS	STREET CONSTRUCTION/IMPROVEMENTS

**TABLE A-13
SUMMARY OF 1991 PUBLIC DEBT FINANCINGS
MELLO-ROOS COMMUNITY FACILITIES DISTRICTS**

<u>ISSUER</u>	<u>AMOUNT ISSUED(\$)¹</u>	<u>TYPE OF DEBT</u>	<u>PURPOSE OF DEBT</u>
<u>MARIN COUNTY</u>			
NOVATO CFD NO 1	27,960,000	LIMITED TAX OBLIGATION BONDS	MULTIPLE CAPITAL IMPROVEMENTS
<u>MERCED COUNTY</u>			
WINTON WATER AND SANITARY DISTRICT CFD NO 90-1	2,650,000	LIMITED TAX OBLIGATION BONDS	MULTIPLE CAPITAL IMPROVEMENTS
<u>ORANGE COUNTY</u>			
COSTA MESA CFD NO 91-1	2,965,000	LIMITED TAX OBLIGATION BONDS	MULTIPLE CAPITAL IMPROVEMENTS
LOS ALAMITOS UNIFIED SCHOOL DISTRICT CFD NO 90-1	9,190,000	LIMITED TAX OBLIGATION BONDS	K-12 SCHOOL FACILITY
NEWPORT-MESA UNIFIED SCHOOL DISTRICT CFD NO 90-1	4,750,000	BOND ANTICIPATION NOTES	K-12 SCHOOL FACILITY
ORANGE COUNTY CFD NO 87-2	9,200,000	LIMITED TAX OBLIGATION BONDS	MULTIPLE CAPITAL IMPROVEMENTS
SADDLEBACK VALLEY UNIFIED SCHOOL DISTRICT CFD NO 89-1	6,515,000	LIMITED TAX OBLIGATION BONDS	K-12 SCHOOL FACILITY
SADDLEBACK VALLEY UNIFIED SCHOOL DISTRICT CFD NO 89-2	11,350,000	LIMITED TAX OBLIGATION BONDS	K-12 SCHOOL FACILITY
SADDLEBACK VALLEY UNIFIED SCHOOL DISTRICT CFD NO 89-3	8,970,000	LIMITED TAX OBLIGATION BONDS	K-12 SCHOOL FACILITY
<u>PLACER COUNTY</u>			
ROCKLIN UNIFIED SCHOOL DISTRICT CFD NO 2	2,810,000	BOND ANTICIPATION NOTES	K-12 SCHOOL FACILITY
ROSEVILLE NORTH CENTRAL CFD NO 1	90,125,000	LIMITED TAX OBLIGATION BONDS	MULTIPLE CAPITAL IMPROVEMENTS
ROSEVILLE NORTHEAST CFD NO 2	14,050,000	LIMITED TAX OBLIGATION BONDS	MULTIPLE CAPITAL IMPROVEMENTS
<u>RIVERSIDE COUNTY</u>			
LAKE ELSINORE CFD NO 88-3	14,500,000	LIMITED TAX OBLIGATION BONDS	MULTIPLE CAPITAL IMPROVEMENTS
LAKE ELSINORE CFD NO 91-2	12,100,000	LIMITED TAX OBLIGATION BONDS	MULTIPLE CAPITAL IMPROVEMENTS
LAKE ELSINORE UNIFIED SCHOOL DISTRICT CFD NO 88-1	7,330,000	LIMITED TAX OBLIGATION BONDS	K-12 SCHOOL FACILITY
LAKE ELSINORE REDEVELOPMENT AGENCY CFD NO 90-2	14,088,000	LIMITED TAX OBLIGATION BONDS	MULTIPLE CAPITAL IMPROVEMENTS
MORENO VALLEY CFD NO 87-1	12,000,000	LIMITED TAX OBLIGATION BONDS	MULTIPLE CAPITAL IMPROVEMENTS
MURRIETA COUNTY WATER DISTRICT CFD NO 88-1	7,840,000	LIMITED TAX OBLIGATION BONDS	MULTIPLE CAPITAL IMPROVEMENTS
PERRIS CFD NO 90-1	3,260,000	LIMITED TAX OBLIGATION BONDS	MULTIPLE CAPITAL IMPROVEMENTS
PERRIS CFD NO 90-2	31,320,000	LIMITED TAX OBLIGATION BONDS	MULTIPLE CAPITAL IMPROVEMENTS
PERRIS CFD NO 91-1	8,010,000	LIMITED TAX OBLIGATION BONDS	MULTIPLE CAPITAL IMPROVEMENTS
RIVERSIDE CFD NO 90-1	20,400,000	LIMITED TAX OBLIGATION BONDS	MULTIPLE CAPITAL IMPROVEMENTS

**TABLE A-13
SUMMARY OF 1991 PUBLIC DEBT FINANCINGS
MELLO-ROOS COMMUNITY FACILITIES DISTRICTS**

<u>ISSUER</u>	<u>AMOUNT, ISSUED(\$)</u>	<u>TYPE OF DEBT</u>	<u>PURPOSE OF DEBT</u>
RIVERSIDE CFD NO 90-2	8,945,980	LIMITED TAX OBLIGATION BONDS	STREET CONSTRUCTION/IMPROVEMENTS
RIVERSIDE COUNTY CFD NO 89-1	14,000,000	LIMITED TAX OBLIGATION BONDS	MULTIPLE CAPITAL IMPROVEMENTS
RIVERSIDE COUNTY CFD NO 89-5	18,825,000	LIMITED TAX OBLIGATION BONDS	MULTIPLE CAPITAL IMPROVEMENTS
<u>SACRAMENTO COUNTY</u>			
ELK GROVE UNIFIED SCHOOL DISTRICT CFD NO 1	26,303,996	LIMITED TAX OBLIGATION BONDS	K-12 SCHOOL FACILITY
RANCHO MURIETA COMMUNITY SERVICES DISTRICT CFD NO 1	12,925,000	LIMITED TAX OBLIGATION BONDS	MULTIPLE CAPITAL IMPROVEMENTS
SACRAMENTO CITY UNIFIED SCHOOL DISTRICT CFD NO 1	4,100,000	LIMITED TAX OBLIGATION BONDS	K-12 SCHOOL FACILITY
SACRAMENTO COUNTY CFD NO 1	24,155,000	LIMITED TAX OBLIGATION BONDS	STREET CONSTRUCTION/IMPROVEMENTS
<u>SAN BERNARDINO COUNTY</u>			
COLTON CFD NO 90-1	4,755,000	LIMITED TAX OBLIGATION BONDS	MULTIPLE CAPITAL IMPROVEMENTS
FONTANA CFD NO 90-3	46,240,000	LIMITED TAX OBLIGATION BONDS	MULTIPLE CAPITAL IMPROVEMENTS
SAN BERNARDINO COUNTY CFD NO 1	4,180,000	LIMITED TAX OBLIGATION BONDS	STREET CONSTRUCTION/IMPROVEMENTS
SAN BERNARDINO COUNTY CFD NO 2	5,310,000	LIMITED TAX OBLIGATION BONDS	STREET CONSTRUCTION/IMPROVEMENTS
SAN BERNARDINO COUNTY CFD NO 9	17,065,000	LIMITED TAX OBLIGATION BONDS	MULTIPLE CAPITAL IMPROVEMENTS
SAN BERNARDINO COUNTY CFD NO 9	5,435,000	LIMITED TAX OBLIGATION BONDS	STREET CONSTRUCTION/IMPROVEMENTS
VICTORVILLE CFD NO 90-1	20,575,000	LIMITED TAX OBLIGATION BONDS	MULTIPLE CAPITAL IMPROVEMENTS
<u>SAN DIEGO COUNTY</u>			
POWAY CFD NO 88-1	8,000,000	LIMITED TAX OBLIGATION BONDS	MULTIPLE CAPITAL IMPROVEMENTS
POWAY UNIFIED SCHOOL DISTRICT CFD NO 1	8,000,000	LIMITED TAX OBLIGATION BONDS	K-12 SCHOOL FACILITY
SAN DIEGO CFD NO 1	35,340,000	LIMITED TAX OBLIGATION BONDS	MULTIPLE CAPITAL IMPROVEMENTS
SAN MARCOS UNIFIED SCHOOL DISTRICT CFD NO 1	7,110,000	LIMITED TAX OBLIGATION BONDS	K-12 SCHOOL FACILITY
<u>SAN JOAQUIN COUNTY</u>			
LINCOLN UNIFIED SCHOOL DISTRICT CFD NO 1	13,240,000	LIMITED TAX OBLIGATION BONDS	K-12 SCHOOL FACILITY
TRACY CFD NO 1991-1	2,400,000	LIMITED TAX OBLIGATION BONDS	MULTIPLE CAPITAL IMPROVEMENTS
<u>SOLANO COUNTY</u>			
VACAVILLE CFD NO 2	8,740,000	LIMITED TAX OBLIGATION BONDS	STREET CONSTRUCTION/IMPROVEMENTS
VALLEJO CFD NO 1991-1	12,000,000	OTHER BONDS	MULTIPLE CAPITAL IMPROVEMENTS

**TABLE A-13
SUMMARY OF 1991 PUBLIC DEBT FINANCINGS
MELLO-ROOS COMMUNITY FACILITIES DISTRICTS**

<u>ISSUER</u>	<u>AMOUNT ISSUED(\$)¹</u>	<u>TYPE OF DEBT</u>	<u>PURPOSE OF DEBT</u>
VALLEJO CITY UNIFIED SCHOOL DISTRICT CFD NO 2	8,195,000	LIMITED TAX OBLIGATION BONDS	K-12 SCHOOL FACILITY
VALLEJO CITY UNIFIED SCHOOL DISTRICT CFD NO 2	7,350,000	OTHER NOTES	K-12 SCHOOL FACILITY
<u>SONOMA COUNTY</u>			
WAUGH SCHOOL DISTRICT CFD NO 1	1,720,000	LIMITED TAX OBLIGATION BONDS	K-12 SCHOOL FACILITY
WAUGH SCHOOL DISTRICT CFD NO 1	2,730,000	LIMITED TAX OBLIGATION BONDS	K-12 SCHOOL FACILITY
<u>STANISLAUS COUNTY</u>			
SALIDA AREA PUBLIC FACILITIES FINANCING AGENCY CFD NO 88-1	2,045,000	LIMITED TAX OBLIGATION BONDS	MULTIPLE CAPITAL IMPROVEMENTS
<u>VENTURA COUNTY</u>			
FILLMORE CFD NO 1	3,650,000	LIMITED TAX OBLIGATION BONDS	MULTIPLE CAPITAL IMPROVEMENTS
<u>YOLO COUNTY</u>			
DAVIS CFD NO 1991-2.	20,000,000	LIMITED TAX OBLIGATION BONDS	MULTIPLE CAPITAL IMPROVEMENTS
<u>MULTIPLE COUNTIES</u>			
DAVIS JOINT UNIFIED SCHOOL DISTRICT CFD NO 1	12,430,000	LIMITED TAX OBLIGATION BONDS	K-12 SCHOOL FACILITY
DRY CREEK JOINT SCHOOL DISTRICT CFD NO 1	6,135,000	LIMITED TAX OBLIGATION BONDS	K-12 SCHOOL FACILITY
TOTAL	827,522,976		

**TABLE A-14
SUMMARY OF 1991 STUDENT LOAN CORPORATION DEBT FINANCINGS
BY TYPE AND PURPOSE**

<u>ISSUER</u>	<u>AMOUNT, ISSUED(\$)</u> ¹	<u>TYPE OF DEBT</u>	<u>PURPOSE OF DEBT</u>	<u>TYPE OF SALE</u>
CALIFORNIA HIGHER EDUCATION LOAN AUTHORITY, INC	237,500,000	CONDUIT REVENUE BONDS	STUDENT LOANS	NEGOTIATED

TABLE A-15
CALIFORNIA PUBLIC DEBT ISSUANCE
BY TYPE
FOR THE PERIOD JANUARY 1, 1991 TO DECEMBER 31, 1991*

<u>STATE ISSUES</u>	<u># of Issues</u>	<u>Amount</u>	<u>% of Total</u>
Notes			
Revenue anticipation notes	4	\$5,750,000,000	16.5
Bonds			
Conduit revenue (Private obligor) bonds	57	\$2,611,808,110	7.5
General obligation bonds	82	4,023,000,000	11.6
Other bonds	1	51,355,000	0.1
Public lease revenue bonds	3	603,381,457	1.7
Revenue (Public enterprise) bonds	13	1,107,265,000	3.2
Subtotal	156	\$8,396,809,567	24.1
Financing Leases	1	\$149,410	0.0
Commercial Paper	1	\$60,000,000	0.2
Certificates of Participation	3	\$314,646,885	0.9
TOTAL STATE ISSUES	165	\$14,521,605,862	41.7
<u>LOCAL ISSUES</u>			
Notes			
Bond anticipation notes	17	\$109,629,016	0.3
Grant anticipation notes	2	10,600,000	0.0
Other notes	11	138,848,608	0.4
Revenue anticipation notes	11	138,900,000	0.4
Tax allocation notes	13	53,150,000	0.2
Tax and revenue anticipation notes	409	4,063,479,071	11.7
Tax anticipation notes	2	57,000,000	0.2
Subtotal	465	\$4,571,606,695	13.1
Bonds			
Conduit revenue (Private obligor) bonds	69	\$1,347,048,694	3.9
General obligation bonds	64	622,588,841	1.8
Limited tax obligation bonds	76	2,227,991,126	6.4
Other bonds	30	552,170,176	1.6
Public lease revenue bonds	10	179,773,019	0.5
Revenue (Public enterprise) bonds	53	3,193,741,780	9.2
Special assessment bonds	132	486,131,026	1.4
Tax allocation bonds	59	952,450,200	2.7
Subtotal	493	\$9,561,894,862	27.5
Financing Leases	23	\$47,621,733	0.1
Commercial Paper	5	\$715,000,000	2.1
Certificates of Participation	299	\$5,165,185,292	14.8
Other Types (than listed above)	1	\$1,770,974	0.0
TOTAL LOCAL ISSUES	1,286	\$20,063,079,556	57.6
<u>STUDENT LOAN CORPORATION ISSUES</u>			
Bonds			
Conduit revenue (Private obligor) bonds	1	\$237,500,000	0.7
TOTAL STUDENT LOAN CORPORATION ISSUES	1	\$237,500,000	0.7
TOTAL CALIFORNIA PUBLIC DEBT ISSUANCE	1,452	\$34,822,185,418	100.0

*Totals may include taxable debt issuances as well as issuance for the purpose of refunding existing indebtedness.
California Debt Advisory Commission, February 15, 1992

TABLE A-16
CALIFORNIA PUBLIC DEBT ISSUANCE
BY PURPOSE
FOR THE PERIOD JANUARY 1, 1991 TO DECEMBER 31, 1991*

<u>STATE ISSUES</u>	<u># of Issues</u>	<u>Amount</u>	<u>% of Total</u>
Interim Financing			
Cash-flow, interim financing	4	\$5,750,000,000	16.5
Housing			
College/university housing	2	\$129,190,000	0.4
Multifamily housing	8	554,515,000	1.6
Single-family housing	<u>13</u>	<u>1,026,503,110</u>	<u>2.9</u>
Subtotal	23	\$1,710,208,110	4.9
Hospital and Health Care Facilities			
Health care facilities	10	\$358,625,000	1.0
Hospital	9	463,920,000	1.3
Other/multiple health care purposes	<u>3</u>	<u>88,255,000</u>	<u>0.3</u>
Subtotal	22	\$910,800,000	2.6
Capital Improvements and Public Works			
Equipment	1	\$149,410	0.0
Flood control/storm drainage	1	10,000,000	0.0
Multiple capital improvements	1	51,355,000	0.1
Other capital improvements	3	213,000,000	0.6
Parking	1	14,875,000	0.0
Parks/open space	16	400,000,000	1.1
Power generation/transmission	1	188,000,000	0.5
Prisons/jails/correctional facilities	8	1,249,291,457	3.6
Public building	4	179,910,101	0.5
Public transit	5	201,800,000	0.6
Recreation and sports facilities	3	138,865,000	0.4
Solid waste recovery facilities	3	248,670,000	0.7
Wastewater collection and treatment	10	113,000,000	0.3
Water supply/storage/distribution	<u>15</u>	<u>390,200,000</u>	<u>1.1</u>
Subtotal	72	\$3,399,115,968	9.8
Education			
College/university facility	22	\$1,383,085,000	4.0
K-12 school facility	14	1,227,000,000	3.5
Other/multiple educational uses	<u>1</u>	<u>481,784</u>	<u>0.0</u>
Subtotal	37	\$2,610,566,784	7.5
Commercial and Industrial Development			
Pollution control	7	\$140,915,000	0.4
TOTAL STATE ISSUES	165	\$14,521,605,862	41.7
<u>LOCAL ISSUES</u>			
Interim Financing			
Cash-flow, interim financing	419	\$4,244,379,071	12.2
Housing			
Multifamily housing	46	\$619,113,011	1.8
Single-family housing	<u>20</u>	<u>456,543,694</u>	<u>1.3</u>
Subtotal	66	\$1,075,656,705	3.1
Hospital and Health Care Facilities			
Health care facilities	18	\$234,030,000	0.7
Hospital	22	756,422,000	2.2
Other/multiple health care purposes	<u>4</u>	<u>29,257,469</u>	<u>0.1</u>
Subtotal	44	\$1,019,709,469	2.9
Capital Improvements and Public Works			
Airport	5	\$42,035,000	0.1
Bridges and highways	1	1,312,382	0.0
Convention center	5	140,318,512	0.4
Equipment	29	291,476,791	0.8
Flood control/storm drainage	3	18,231,702	0.1
Multiple capital improvements	163	2,491,058,409	7.2
Other capital improvements	6	60,835,000	0.2

**TABLE A-16
CALIFORNIA PUBLIC DEBT ISSUANCE
BY PURPOSE
FOR THE PERIOD JANUARY 1, 1991 TO DECEMBER 31, 1991***

	<u># of Issues</u>	<u>Amount</u>	<u>% of Total</u>
<u>LOCAL ISSUES (Continued)</u>			
Capital Improvements and Public Works (Continued)			
Parking	7	63,773,790	0.2
Parks/open space	5	83,520,000	0.2
Power generation/transmission	16	1,379,612,770	4.0
Prisons/jails/correctional facilities	6	397,103,066	1.1
Public building	36	632,594,962	1.8
Public transit	15	1,931,251,191	5.5
Recreation and sports facilities	7	136,720,176	0.4
Solid waste recovery facilities	5	45,310,000	0.1
Street construction and improvements	52	181,189,702	0.5
Wastewater collection and treatment	46	1,440,636,573	4.1
Water supply/storage/distribution	63	1,539,299,668	4.4
Subtotal	470	\$10,876,279,694	31.2
Education			
College/university facility	7	\$41,505,000	0.1
K-12 school facility	147	1,201,501,976	3.5
Other/multiple educational uses	36	201,927,441	0.6
Subtotal	190	\$1,444,934,417	4.1
Redevelopment			
Redevelopment, multiple uses	83	\$1,268,055,200	3.6
Commercial and Industrial Development			
Industrial development	11	\$34,575,000	0.1
Other Purposes (than listed above)			
	3	\$99,490,000	0.3
TOTAL LOCAL ISSUES	1,286	\$20,063,079,556	57.6
<u>STUDENT LOAN CORPORATION ISSUES</u>			
Education			
Student loans	1	\$237,500,000	0.7
TOTAL STUDENT LOAN CORPORATION ISSUES	1	\$237,500,000	0.7
TOTAL CALIFORNIA PUBLIC DEBT ISSUANCE	1,452	\$34,822,185,418	100.0

*Totals may include taxable debt issuances as well as issuance for the purpose of refunding existing indebtedness.
California Debt Advisory Commission, February 15, 1992

TABLE A-17
CALIFORNIA PUBLIC DEBT ISSUANCE
BY COUNTY OF ORIGIN
FOR THE PERIOD JANUARY 1, 1991 TO DECEMBER 31, 1991*

	# OF <u>ISSUES</u>	<u>AMOUNT</u>	% OF <u>TOTAL</u>
STATE	165	\$14,521,605,862	41.7%
LOCAL COUNTIES			
ALAMEDA	41	\$398,002,755	1.1%
ALPINE	1	\$180,000	0.0%
AMADOR	2	\$14,050,000	0.0%
BUTTE	6	\$50,944,795	0.1%
CALAVERAS	5	\$22,957,608	0.1%
COLUSA	1	\$1,700,000	0.0%
CONTRA COSTA	42	\$601,861,517	1.7%
DEL NORTE	7	\$11,034,366	0.0%
EL DORADO	10	\$10,790,872	0.0%
FRESNO	42	\$422,283,482	1.2%
GLENN	1	\$2,300,000	0.0%
HUMBOLDT	5	\$9,700,000	0.0%
IMPERIAL	5	\$12,612,328	0.0%
KERN	36	\$210,462,652	0.6%
KINGS	9	\$13,085,000	0.0%
LAKE	2	\$9,625,000	0.0%
LOS ANGELES	205	\$6,637,309,927	19.1%
MADERA	4	\$18,040,000	0.1%
MARIN	19	\$113,862,137	0.3%
MENDOCINO	5	\$21,390,118	0.1%
MERCED	4	\$16,802,800	0.0%
MONO	2	\$7,750,000	0.0%
MONTEREY	17	\$59,260,176	0.2%
NAPA	7	\$15,850,668	0.0%
NEVADA	4	\$48,925,000	0.1%
ORANGE	84	\$1,383,793,641	4.0%
PLACER	11	\$157,255,756	0.5%
PLUMAS	4	\$6,308,000	0.0%
RIVERSIDE	86	\$1,428,091,765	4.1%
SACRAMENTO	30	\$619,882,367	1.8%
SAN BENITO	4	\$12,365,000	0.0%
SAN BERNARDINO	62	\$1,022,468,346	2.9%
SAN DIEGO	83	\$1,827,678,045	5.2%
SAN FRANCISCO	25	\$676,308,701	1.9%
SAN JOAQUIN	22	\$165,738,567	0.5%
SAN LUIS OBISPO	10	\$32,393,506	0.1%
SAN MATEO	35	\$250,490,993	0.7%
SANTA BARBARA	16	\$147,635,000	0.4%
SANTA CLARA	43	\$614,143,575	1.8%
SANTA CRUZ	17	\$113,114,000	0.3%

**TABLE A-17
CALIFORNIA PUBLIC DEBT ISSUANCE
BY COUNTY OF ORIGIN
FOR THE PERIOD JANUARY 1, 1991 TO DECEMBER 31, 1991***

	<u># OF ISSUES</u>	<u>AMOUNT</u>	<u>% OF TOTAL</u>
SHASTA	7	\$16,986,208	0.0%
SISKIYOU	3	\$5,400,220	0.0%
SOLANO	8	\$153,323,821	0.4%
SONOMA	9	\$141,141,348	0.4%
STANISLAUS	26	\$104,394,020	0.3%
SUTTER	8	\$17,577,675	0.1%
TEHAMA	4	\$5,676,344	0.0%
TRINITY	1	\$2,500,000	0.0%
TULARE	14	\$40,765,000	0.1%
TUOLUMNE	2	\$5,200,000	0.0%
VENTURA	19	\$202,878,228	0.6%
YOLO	8	\$113,365,710	0.3%
YUBA	1	\$3,330,000	0.0%
MULTIPLE COUNTIES	112	\$2,062,092,519	5.9%
TOTAL LOCAL ISSUES	1,286	\$20,063,079,556	57.6%
STUDENT LOAN CORPORATION ISSUES	1	237,500,000	0.7%
TOTAL STATE & LOCAL ISSUES	1,452	\$34,822,185,418	100.0%

Inyo, Lassen, Mariposa, Modoc, and Sierra counties had no reported debt issuances for 1991.

* Totals may include taxable debt issuances as well as for the purpose of refunding existing indebtedness.
California Debt Advisory Commission, February 15, 1992

NOTES

1. Figures may include short-term debt, taxable debt, and debt issued to refund existing indebtedness. Amounts are reported to the California Debt Advisory Commission under Section 8855(g) of the Government Code. Figures may not add due to rounding. All percentage comparisons in the report are based on the actual figures, not the rounded version thereof.
2. Long-term includes all issues except interim finance issues.
3. Short-term includes interim finance issues.
4. Negotiated sales include private placements as well as negotiated financings.
5. The type of issuer was determined through a review of the official statement for the financing and/or publications made available by the State Controller's office and others.
6. The total used for the % of total calculation is \$34,822,185,418. Figures are rounded to two digits and therefore may not add to the total.
7. Includes the Los Angeles Department of Water and Power, the Los Angeles Department of Airports as well as certain assessment and improvement districts.
8. Includes districts created under the provisions of the Mello-Roos Community Facilities Act of 1982, as amended.
9. Refunding amount is estimated from reports filed with California Debt Advisory Commission, the official statement for the issue, and other available information.
10. Includes entities whose boundaries overlap county lines.
11. Issued through the use of a joint issuance technique such as dedicated pools, blind pools, insurance liability pools, and local government COP/TRAN issues.
12. California Fairs Financing Authority is a joint powers agency formed by Solano and El Dorado Counties; Del Mar Race Track Authority is a joint powers agency formed by the State Race Track Leasing Commission and the 22nd District Agricultural Association; and Spartan Shops, Inc. is a non-profit corporation of the Trustees of the California State University, San Jose State University.

ABBREVIATIONS

ABAG	Association of Bay Area Governments	INDUS	Industrial
AD	Assessment District	JUHSD	Joint Union High School District
APTS	Apartments	LA	Los Angeles
ASSOC	Association	LACS/CCD	Los Angeles County School and Community College District
AVE	Avenue	LGFA	Local Government Finance Authority
BLVD	Boulevard	LID	Local Improvement District
BUS	Business	LTD	Limited
CA	California	MRGD	Merged
CA LGA	California Local Governments Authority	MAINT	Maintenance
CCALG	Central California Area Local Governments	NO	Number
CCD	Community College District	PD	Port District
CCFC	California Cities Financing Corporation	RD	Road
CD	Cemetery District	RDA	Redevelopment Agency
CDC	Community Development Commission	RPD	Recreation and Parks District
CFD	Community Facilities District	SAND	Sanitary District
CO	County/Company	SBALG	San Bernardino Area Local Governments
COP	Certificates of Participation	SD	School District
CORP	Corporation	SDAG	San Diego Association of Governments
CSAC	County Supervisors Association of California	SDALG	San Diego Area Local Governments
CSBAFC	California School Boards Association Finance Corporation	ST	Street
CSD	Community Services District	TECH	Technical
CTR	Center	TRAN	Tax and Revenue Anticipation Notes
DIST	District	UC	University of California
DR	Drive	UD	Utility District
GNMA	Government National Mortgage Association	UHSD	Union High School District
ID	Improvement District	USD	Unified School District
INC	Incorporated	WD	Water District/Agency
FPD	Fire Protection District		

California Debt Advisory Commission
915 Capitol Mall, Room 400
Sacramento, CA 95814
(916) 653-3269



Printed on Recycled Paper

