

# RESULTS OF THE 2010 PRIMARY ELECTION





STATE AND LOCAL BOND AND TAX MEASURES APPEARING  
ON THE JUNE 8, 2010 PRIMARY ELECTION BALLOTS

---

# RESULTS OF THE 2010 PRIMARY ELECTION



# CALIFORNIA DEBT AND INVESTMENT ADVISORY COMMISSION

The Legislature established the California Debt and Investment Advisory Commission (CDIAC) to assist state and local government agencies when issuing, monitoring, and managing public debt, and with investing public funds through its research and technical assistance programs. CDIAC also acts as the State's clearinghouse for public debt issuance information.

BILL LOCKYER  
California State Treasurer and Chair

JERRY BROWN  
Governor

JOHN CHIANG  
State Controller

SAM BLAKESLEE  
State Senator

CAROL LIU  
State Senator

MIKE ENG  
Assemblymember

HENRY PEREA  
Assemblymember

JOSE CISNEROS  
Treasurer and Tax Collector  
City and County of San Francisco

JAY GOLDSTONE  
Chief Operating Officer  
City of San Diego

MARK CAMPBELL  
Executive Director

Additional information concerning this report or CDIAC programs may be obtained by contacting CDIAC directly via phone (916) 653-3269, fax (916) 654-7440, e-mail ([cdiac@treasurer.ca.gov](mailto:cdiac@treasurer.ca.gov)) or by visiting CDIAC's website: [www.treasurer.ca.gov/cdiac](http://www.treasurer.ca.gov/cdiac).

All rights reserved. No part of the *State and Local Tax Bond and Tax Measures Appearing on the June 8, 2010 Primary Election Ballots: Results of the 2010 Primary Election* may be reproduced without written credit given to CDIAC. Permission to reprint with written credit given to CDIAC is hereby granted.



# CONTENTS

ACKNOWLEDGEMENTS		1
INTRODUCTION		3
RESULTS OF THE JUNE 2010 PRIMARY ELECTION		5
State of California Measures		6
Local Government Measures		6
Results by Region		12
COMPARISON OF THE 2008 AND 2010 JUNE PRIMARY ELECTIONS		15
COUNTIES REPORTING NO LOCAL BOND OR TAX MEASURES		19
<b>FIGURES</b>		
FIGURE 1	Election Results of State and Local Bond and Tax Measures by Threshold, Primary Election, June 8, 2010	5
FIGURE 2	Results of State and Local Bond and Tax Measures, Primary Election, June 8, 2010	6
FIGURE 3	Measure Type and Threshold	7
FIGURE 4	Types of Ballot Measures, Primary Election, June 8, 2010	7
FIGURE 5	Summary of Results, GO Bond Measures by Purpose, Primary Election, June 8, 2010	8
FIGURE 6	Volume of GO Bond Measures by Purpose, Primary Election, June 8, 2010	8
FIGURE 7	Approved Local Tax Measures by Purpose, Primary Election, June 8, 2010	9

FIGURE 8	Proposed Local Tax Measures by Purpose, Primary Election, June 8, 2010	9
FIGURE 9	Counties Included in Region	12
FIGURE 10	Comparison of Total Proposed and Approved Local Measures by Region, Primary Election, June 8, 2010	13
FIGURE 11	Comparison of Regions by Type of Measure, Primary Election, June 8, 2010	14
FIGURE 12	Comparison of Voter Turnout, Primary Elections, 2000-2010	15
FIGURE 13	Comparison of Election Results by Vote Requirement, 2008 and 2010 June Primary Elections	16
FIGURE 14	Comparison of Election Results by Type of Measure, 2008 and 2010 June Primary Elections	17
FIGURE 15	Comparison of Election Results by Region, 2008 and 2010 June Primary Elections	18
FIGURE 16	Comparison of Election Results by Purpose, 2008 and 2010 June Primary Elections	18

## APPENDICES

APPENDIX A	Table A, State Property Tax Measure, Primary Election, June 8, 2010	21
APPENDIX B	Table B, Summary of Local Government Bond and Tax Measures, by County, June 8, 2010	23
APPENDIX C	Table C, Summary of Local Government Bond and Tax Measures, by Region, June 8, 2010	31
APPENDIX D	Table D, Summary of Local Government Bond and Tax Measures, by Type of Tax/Debt, June 8, 2010	39
APPENDIX E	Table E, Summary of Local Government Bond and Tax Measures, by Purpose, June 8, 2010	47



# ACKNOWLEDGMENTS

County clerks, registrars of voters, and their staffs provided the information contained in this publication. CDIAC staff thanks all the individuals and offices who graciously provided the material.

Nova Edwards compiled the data and prepared the analysis.



# INTRODUCTION

After each statewide election, the Commission publishes a statistical summary and review of bond and tax measures appearing on state and local ballots. This report, the 24<sup>th</sup> in the series, summarizes the results of bond and tax measures submitted to voters at the June 8, 2010 Primary Election.

Voters in this election approved 46 of the 63 fiscal measures tracked by the Commission: 73 percent passed and 27 percent failed. Voter support for tax measures was impressive: 29 of the 38 local tax measures (76 percent) were approved and voters also approved a constitutional amendment, Proposition 13. Voters widely supported general obligation (GO) bond measures with 16 of the 22 GO bonds passing (73 percent). The 63 total

proposed measures also included a groundwater charge measure and a special tax bond measure; neither measure was approved by voters.

Some notable election results include:

- 47.6 percent (30) of the ballot measures were for education purposes;
- 44.4 percent (28) of the ballot measures appeared on Bay Area region ballots;
- 61.3 percent (38) were tax measures.

This report includes a summary of the statewide election results in addition to data on the individual tax and bond ballot measures.



# RESULTS OF THE JUNE 2010 PRIMARY ELECTION

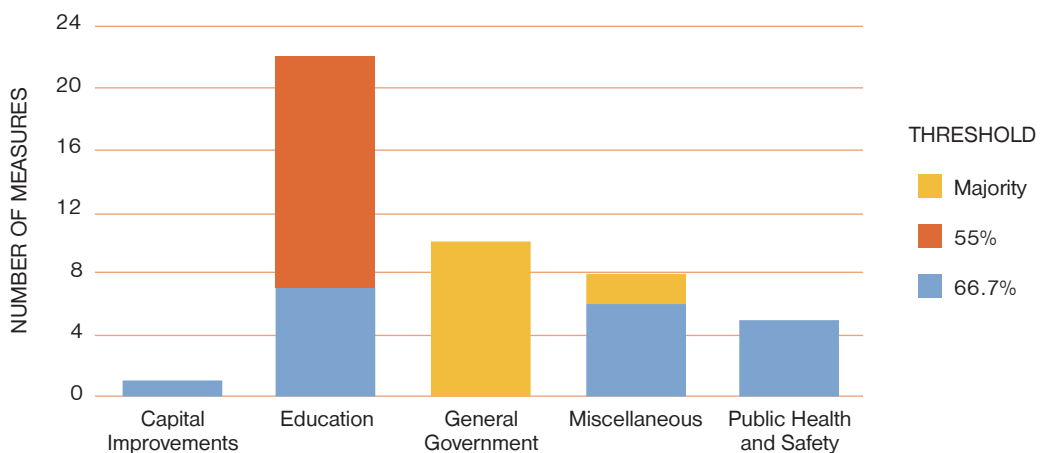
During the June 8, 2010 Primary Election, voters considered one state measure and 62 local bond and tax measures. Thirty-nine of these measures (61.9 percent) would have revised, levied or continued property, general or special taxes allocated for specific projects; 22 of these measures (34.9 percent) would have authorized the issuance of GO bonds; one measure (1.6 percent) would have authorized a special tax bond; and one measure (1.6 percent) would have authorized a groundwater charge.

Voters approved 46 of the 63 (73.0 percent) fiscal measures on the June ballot – 18 special tax measures, 16 bond measures, 10 general tax measures, one statewide property tax measure, and one business tax measure. Local general tax measures received the greatest support from voters with a 76.9 percent passage rate.

Figure 1 summarizes the election results by type of measure.

**FIGURE 1**

ELECTION RESULTS OF STATE AND LOCAL BOND AND TAX MEASURES BY THRESHOLD  
PRIMARY ELECTION, JUNE 8, 2010



## FIGURE 2

RESULTS OF STATE AND LOCAL BOND AND TAX MEASURES, PRIMARY ELECTION, JUNE 8, 2010

	BONDS		TAXES		OTHER*		TOTAL MEASURES
	PASSED	FAILED	PASSED	FAILED	PASSED	FAILED	
State	0	0	1	0	0	0	1
Local	16	6	29	9	0	2	62
TOTAL	16	6	30	9	0	2	63

\* "Other" measures include a groundwater charge measure and a special tax bond measure.

### STATE OF CALIFORNIA MEASURES

There were no statewide bond measures. Proposition 13, the sole statewide tax measure, would limit property tax assessments for seismic retrofitting for existing buildings. This tax measure received 85 percent voter approval. A majority of voters in each of the 58 counties voted to approve the measure. The tax measure needed a simple majority approval for passage.

In addition to Proposition 13, voters were presented with four other statewide propositions that were neither bond nor tax measures:

- Proposition 14: Increases Right to Participate in Primary Elections - Passed
- Proposition 15: California Fair Elections Act - Failed
- Proposition 16: Imposes New Two-Thirds Voter Approval Requirement for Local Public Electricity Providers - Failed
- Proposition 17: Allows Auto Insurance Companies to Base Their Prices in Part on a Driver's History of Insurance Coverage - Failed

### LOCAL GOVERNMENT MEASURES

Local governments must obtain voter approval for certain types of bonds and levies for taxes. Bonds that require voter approval are typically

#### **PROPOSITION 13: Limits on Property Tax Assessment. Seismic Retrofitting of Existing Buildings. Legislative Constitutional Amendment.**

Proposition 13 is a constitutional amendment that implements an exclusion for all earthquake safety upgrades. This exclusion takes the place of two existing exclusions: an exclusion from property tax assessment for 15 years on earthquake safety upgrades on "unreinforced masonry buildings" (i.e., buildings constructed of brick or cement blocks), and the exclusion from reassessment of other earthquake safety modifications to any type of building and has no time limit. The exclusions only apply until the property is sold. This amendment replaces both exclusions with one exclusion for all earthquake safety upgrades. There is no time limit on this exclusion in Proposition 13 and it would remain in effect until the property is sold.

general obligation (GO) bonds and certain types of revenue bonds. The voter approval threshold depends on the type and purpose of the bond (see Figure 3).

Tax levies may be for a “general tax” or “special tax.” Proceeds of a general tax may be apportioned at the discretion of the governing board, while “special tax” proceeds are earmarked for specific projects. The State Constitution requires a simple majority of the votes for the levy of a general tax, but a two-thirds approval for special taxes.

Figure 4 shows the distribution of GO bond, tax, and “other” measures considered by California voters on the June 2010 Primary ballots. General

and special tax measures significantly outnumbered GO bond measures.

If approved, the GO bond measures would have provided financing for kindergarten through 12<sup>th</sup> grade (K-12) school facilities and public health and safety.

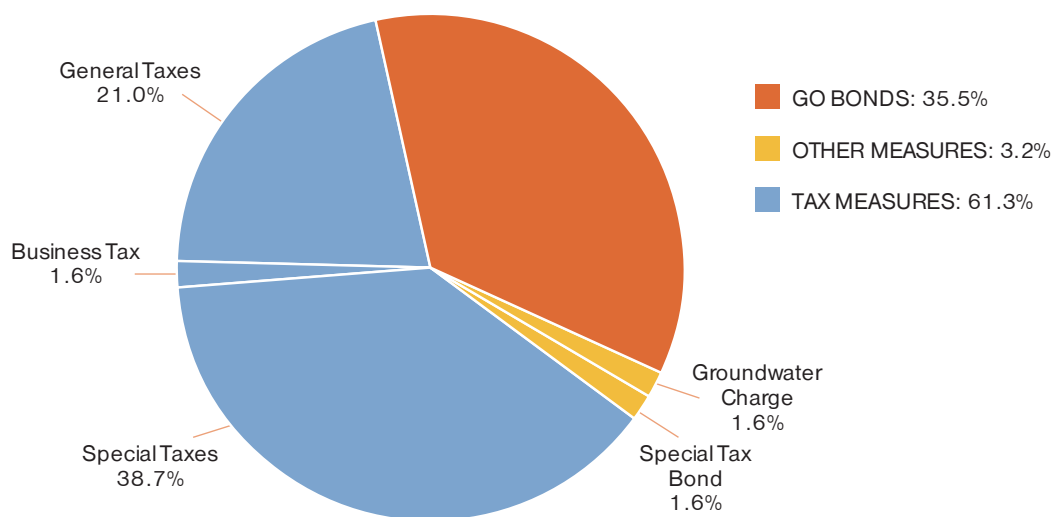
Special tax measures were 38.7 percent of all the measures appearing on Primary Election ballots. The special tax measures would have provided financing for education, public health and safety, capital improvements for a water supply/distribution system, library services, and miscellaneous projects. The general tax measures (21.0 percent) would have raised revenue for general government services such as a local agency’s general fund, street improvements, and safety. The business tax measure (1.6 percent) would have raised revenue for a city’s general operating fund.

There were two “other” measures. The North San Joaquin Water Conservation District proposed a groundwater charge that would have provided financing for construction and maintenance of district facilities. The Berkeley Community Facilities District No. 2 proposed a special tax bond that would have provided financing for public pools.

**FIGURE 3**  
MEASURE TYPE AND THRESHOLD

BALLOT MEASURE	REQUIREMENT FOR PASSAGE
GO Bond - Education	55 percent
GO Bond - Non-education	Two-thirds
Special Tax	Two-thirds
General Tax	Majority

**FIGURE 4**  
TYPES OF BALLOT MEASURES, PRIMARY ELECTION, JUNE 8, 2010



## FIGURE 5

SUMMARY OF RESULTS\*, GO BOND MEASURES BY PURPOSE, PRIMARY ELECTION, JUNE 8, 2010

PURPOSE	PASSED MEASURES		FAILED MEASURES		TOTAL MEASURES	
	NUMBER	PERCENT OF TOTAL	NUMBER	PERCENT OF TOTAL	NUMBER	PERCENT OF TOTAL
K-12 Education	15	68.2%	5	22.7%	20	90.9%
Public Health and Safety	1	4.6%	1	4.6%	2	9.1%
TOTAL	16	72.7%	6	27.3%	22	100.0%

\* Totals may not add due to rounding.

### GO Bond Measures

As displayed in Figure 5, voters approved 16 of the 22 (72.7 percent) local GO bond measures. The GO bond measures can be grouped into two categories by purpose: K-12 education and public health and safety.

- **K-12 EDUCATION.** Education projects were 90.1 percent of the GO bond measures. These measures, which required 55 percent voter approval, were for the following projects: new school construction, modernization, improving technology infrastructure, heating and air conditioning improvements, and other upgrades to school facilities. The 20 education GO bond measures that voters considered in the Primary Election would have provided a total of \$1.4 billion in financing for education purposes (Figure 6).
- **PUBLIC HEALTH AND SAFETY.** Of the two measures in this category (each required two-thirds voter approval) one was approved by the voters. The approved GO bond measure authorized the City and County of San Francisco to issue \$412.3 million in GO bonds to finance fire, earthquake and emergency response improvements, and ensure firefighters have access to a reliable water supply for fires and disasters by improving deteriorating pipes, hydrants, reservoirs, water cisterns and pumps built after the 1906 earthquake. Funds also will be used to replace the seismically-

unsafe emergency command center with an earthquake-resistant building. This GO bond measure received 79.4 percent voter approval.

The measure not approved by voters would have authorized the issuance of \$6.0 million in GO bonds to construct a police station and refinance a prior bond issued in 2003 for a fire station. Payments for this bond would have been made with funds from a 2006 local sales tax measure. This GO bond measure received 65.1 percent voter approval.

### Tax Measures

In the 2010 primary election, voters approved 29 of the 38 local tax measures (76.3 percent). The 29 voter approved tax measures include 18 special tax, 10 general tax, and one business tax. The tax measures can be grouped into five categories

## FIGURE 6

VOLUME OF GO BOND MEASURES BY PURPOSE  
PRIMARY ELECTION, JUNE 8, 2010  
VOLUME IN MILLIONS

PURPOSE	VOLUME		TOTAL
	PASSED	FAILED	
K-12 Education	\$1,325	\$99	\$1,424
Public Health and Safety	412	6	418
TOTAL	\$1,737	\$104	\$1,842

\* Totals may not add due to rounding.



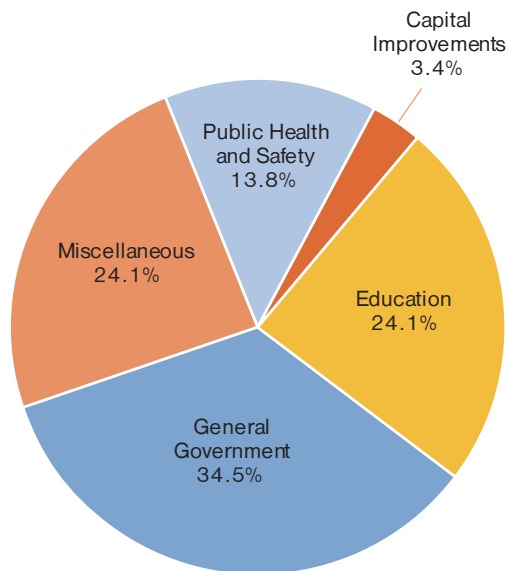
by purpose: general government, K-12 education, public health and safety, capital improvements, and miscellaneous. To illustrate the 2010 primary election tax measures by purpose, Figure 7 shows percentages of approved tax measures and Figure 8 shows the percentages of proposed tax measures.

- **GENERAL GOVERNMENT.** Revenue raised from general taxes is deposited into the city’s or county’s general fund. Voters approved 10 of the 13 general tax measures (76.9 percent) that were presented on the 2010 primary ballots. The approved general tax measures consist of five sales tax, three transient occupancy tax, and two utility users tax proposals. The approved measures include the following:
  - City of Calexico (Imperial County): Enact a 20-year, one-half cent sales tax to preserve vital city services. The measure received 59.9 percent voter approval.

- City of Cathedral City (Riverside County): Adopt a five-year, one cent sales tax to prevent cuts to police officers, firefighters, paramedics and ambulance response, emergency dispatch, safety equipment for police officers and firefighters, anti-gang/anti-drug programs, and preserve other general City services. The measure received 57.2 percent voter approval.
- City of Coachella (Riverside County): Establish a five percent utility users tax on telecommunications, electricity, gas, water, sewer, and garbage services. The revenue from the tax would preserve and maintain services such as police officers, firefighters and emergency response times. The tax also would finance gang and drug prevention programs and fix city streets. The measure received 58.3 percent voter approval.

**FIGURE 7**

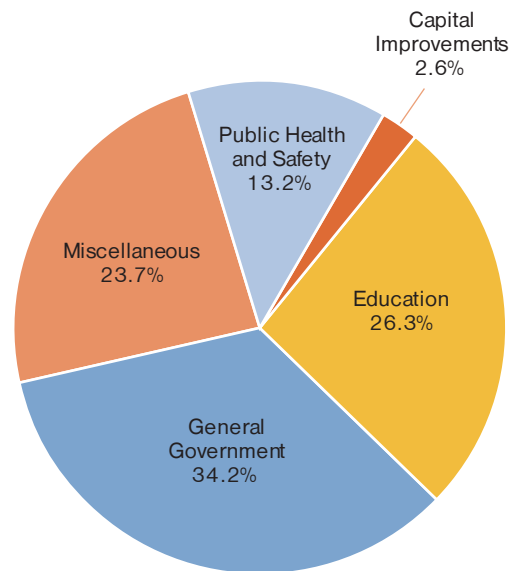
APPROVED LOCAL TAX MEASURES BY PURPOSE  
PRIMARY ELECTION, JUNE 8, 2010



NUMBER OF APPROVED  
TAX MEASURES: 29

**FIGURE 8**

PROPOSED LOCAL TAX MEASURES BY PURPOSE  
PRIMARY ELECTION, JUNE 8, 2010



NUMBER OF PROPOSED  
TAX MEASURES: 38

- City of Davis (Yolo County): Continue a one-half cent sales tax through the end of 2016. The revenue from the sales tax is allocated for the city's general operating fund. The measure received 74.5 percent voter approval, the highest voter approval of any general tax measure.
- City of Rohnert Park (Sonoma County): Enact a five-year, one-half cent sales tax for street improvements, maintain safety, and other city services. The measure received 55.2 percent voter approval.
- City of Sonora (Tuolumne County): Increase the transient occupancy tax from eight percent to 10 percent. The revenue will be used to pay for infrastructure that tourists use and to promote tourism.<sup>1</sup> The measure received 60.4 percent voter approval.
- City of Winters (Yolo County): Increase the utility users tax to 9.5 percent, not to exceed \$450 annually for each residential unit. The revenue will be used to maintain public safety, recreation, library services, and other city services. The measure received 52.8 percent voter approval.
- City of Woodland (Yolo County): Impose a four-year, one-quarter cent sales tax for general city services, programs, and facilities. The measure received 54.8 percent voter approval.
- County of Santa Barbara: Continue the current transient occupancy tax rate of 10 percent in the unincorporated area of the county for general county services. The measure received 71.6 percent voter approval.
- Tuolumne County: Increase the transient occupancy tax from eight percent to 10 percent for general county services. The measure received 55.3 percent voter approval.
- COMMUNITY COLLEGE EDUCATION. Voters in San Mateo County considered the sole community college facilities special tax measure on the 2010 Primary ballot. The parcel tax measure for the San Mateo County Community College District would provide funds to the College of San Mateo, Skyline College, and Canada College for career training in nursing, healthcare, technology, engineering, sciences, police, and firefighting. In addition, the financing will help maintain foundation courses and retain library services. The measure received 67.1 percent voter approval.
- K-12 EDUCATION. Voters considered nine special tax K-12 education measures which would impose parcel taxes to fund K-12 school facilities. Voters approved six of the nine measures (66.7 percent), and each of the approved measures appeared on ballots in the San Francisco Bay Area region. The approved measures, each receiving not less than 70 percent voter approval, include the following:
  - San Francisco County: Annual parcel tax not to exceed \$32.20 per parcel for single family residential and nonresidential parcels and \$16.10 per dwelling unit for mixed use and multifamily residential parcels. The measure received 70.0 percent voter approval.
  - Cabrillo Unified School District (San Mateo County): Levy a tax of \$150 per parcel for five years. The measure received 71.3 percent voter approval.
  - Milpitas Unified School District (Santa Clara County): Levy a tax of \$84 per parcel for five years. The measure received 70.8 percent voter approval.

---

<sup>1</sup> <http://www.uniondemocrat.com/20100610100162/News/Local-News/City-county-pass-hotel-tax-measures>.

- Alum Rock Union Elementary School District (Santa Clara County): Extend and increase the current parcel tax by \$48 per parcel to a total of \$160.16 per parcel for five years. The measure received 74.4 percent voter approval.
- Mount Pleasant Elementary School District (Santa Clara County): Levy an annual tax of \$95 per parcel for five years. The measure received 71.4 percent voter approval.
- Oak Grove School District (Santa Clara County): Continue existing special tax of \$68 per parcel for four years. The measure received 73.1 percent voter approval.
- PUBLIC HEALTH AND SAFETY. Voters approved four of the five (80.0 percent) public health and safety special tax measures. All of the public health and safety measures propose to levy parcel taxes. The approved measures include the following:
  - Russian River Fire Protection District (Sonoma County): Levy a special tax ranging from \$70 to \$350 per parcel to retain and train fire protection staff. The measure received 69.9 percent voter approval.
  - Surprise Valley Health Care District (Modoc County): Levy a parcel tax of \$225 per residential parcel for hospital facilities. The measure received 71.9 percent voter approval.
  - Kensington Police Protection and Community Services District (Contra Costa County): Impose a parcel tax not to exceed \$200 for single family residential parcels. The funds will be used for obtaining, providing, operating, maintaining and expanding police protection service, facilities and equipment. The measure received 68.8 percent voter approval.
  - City of Desert Hot Springs (Riverside County): Renew the existing annual public safety parcel tax rates for a period of 10 years for police services, firefighters, paramedics, emergency communications equipment, and Gang/Drug Prevention. The measure received 82.7 percent voter approval.
- CAPITAL IMPROVEMENTS. Voters in Marin County considered the only capital improvements special tax measure on the 2010 Primary ballot. The parcel tax measure for the Muir Beach Community Services District will provide funds to improve and maintain the District's water supply equipment and facilities, in addition to upgrading the District's water supply and distribution system. The measure received 85.4 percent voter approval.
- MISCELLANEOUS. Voters approved seven of the nine (77.8 percent) miscellaneous measures. Measures in this category included the following projects: public library services, mosquito abatement, a card room, public employees' retirement, flood control, and mobility/recreation/arts and culture. Most of the measures required two-thirds voter approval., One measure, a proposed increase in the City of San Jose card room tax, required a majority vote to pass. The approved measures include the following:
  - City of San Rafael, Marin County Free Library District, and Town of San Anselmo (Marin County): All three of these local agencies presented voters with parcel tax measures for library services. The parcel tax for each of the three agencies would be \$49 per parcel. The length of the parcel tax for the City of San Rafael would be for a period of seven years, whereas the Marin County Free Library District and the Town of Anselmo would impose the tax for five years. The measures received 70.3 percent, 74.9 percent, and 75.9 percent, respectively.
  - North County Library Authority (Santa Clara County): Continue the annual parcel tax for 20 years at rate of \$76 per parcel

within Los Altos and Los Altos Hills for public library services. The measure received 77.6 percent voter approval.

- City of Alturas (Modoc County): Impose a mosquito abatement tax of \$1.50 per water meter through June 30, 2014. The measure received 79.5 percent voter approval.
- City of San Jose (Santa Clara County): Adopt an ordinance to increase the card room tax rate on gross revenues from 13 percent to 15 percent. The increase is anticipated to add \$5 million in revenue. The measure received 76.1 percent; much more than the majority vote required for approval.
- City of Mammoth Lakes (Mono County): Extend the current utility users tax of 2.5 percent. The funds from the tax will be used for mobility (trolley service, bus shelters, walkways, etc.), recreation, and arts and culture. The measure received 67.5 percent voter approval.

### Other Measures

Voters were presented with two other measures in the 2010 primary election, neither of which received voter approval. One of the measures was a groundwater charge and the other was a special tax bond measure. The groundwater charge measure required a majority vote and the special tax bond measure required two-thirds voter approval. The following is a description of the measures:

- **WATER DISTRICT FACILITIES.** Voters in San Joaquin County were presented with a groundwater charge measure that would have provided financing for constructing and maintaining the facilities for the North San Joaquin Water Conservation District. The measure received 32.8 percent voter approval.
- **PUBLIC SWIMMING POOLS.** Voters in Alameda County were presented with a special tax

bond that would have issued a \$22.5 million GO bond and levied a special tax not to exceed \$0.0258 per sq. ft. of building area to finance that indebtedness and up to \$0.0126 to maintain pools and operate aquatics programs. Specifically, if the measure had passed, the bond would have provided financing to replace an indoor pool, renovate existing pools, construct a new multipurpose pool, maintain pools, and operate aquatics programs. The measure received 62.2 percent voter approval.

### RESULTS BY REGION

The election results are divided into the five regions detailed in Figure 9. As shown in Figure 10, voters in the Bay Area considered more measures on the 2010 primary ballot than any other region with 23 of the 26 measures approved by voters (an 88.5 percent approval rate). Voters in the Other region also approved the majority

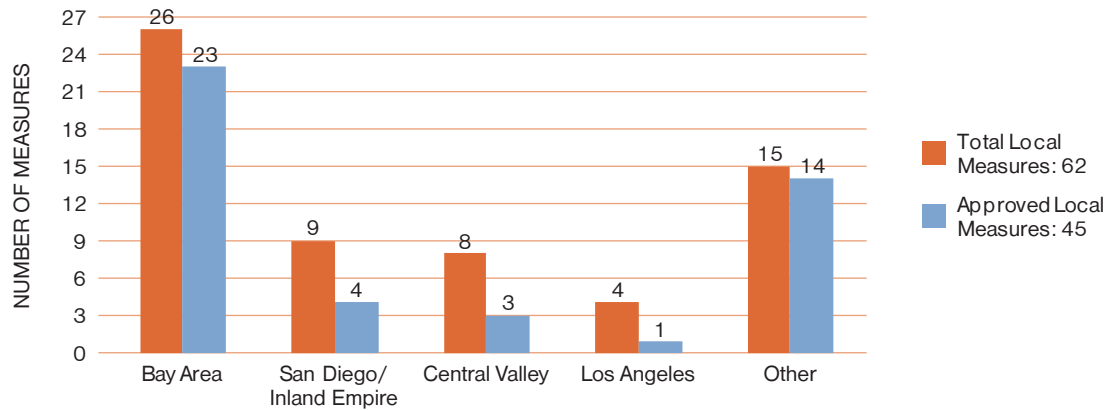
**FIGURE 9**

#### COUNTIES INCLUDED IN REGION

BAY AREA	Alameda, Contra Costa, Marin, Napa, San Francisco, San Mateo, Santa Clara, Solano, and Sonoma Counties.
CENTRAL VALLEY	Butte, Colusa, El Dorado, Fresno, Glenn, Kern, Kings, Madera, Merced, Placer, Sacramento, San Joaquin, Shasta, Sutter, Stanislaus, Tehama, Tulare, Yolo, and Yuba Counties.
LOS ANGELES	Los Angeles, Orange, and Ventura Counties.
SAN DIEGO/ INLAND EMPIRE	Imperial, San Diego, Riverside, and San Bernardino Counties.
OTHER	Alpine, Amador, Calaveras, Del Norte, Humboldt, Inyo, Lake, Lassen, Mariposa, Mendocino, Modoc, Mono, Monterey, Nevada, Plumas, San Benito, San Luis Obispo, Santa Barbara, Santa Cruz, Sierra, Siskiyou, Trinity, and Tuolumne Counties. Also includes measures that span multiple counties in different regions.

**FIGURE 10**

COMPARISON OF TOTAL PROPOSED AND APPROVED LOCAL MEASURES BY REGION  
PRIMARY ELECTION, JUNE 8, 2010



of their measures: 14 out of 15 measures (93.3 percent approval rate). Voters in the San Diego/Inland Empire, Central Valley, and Los Angeles regions each approved less than 50 percent of the measures they considered (44.4 percent, 37.5 percent, and 25.0 percent, respectively).

Figure 11 provides a comparison of the five regions by the type of measure: special taxes, GO bonds, general taxes, business tax, special tax bond, and a groundwater charge.

**BAY AREA.** Voters in the Bay Area considered more special taxes than any other region. Notably, special tax measures comprised 61.5 percent of the measures presented to voters in this region. Most of the special tax measures are for education purposes, as are the GO bond measures, which comprised 26.9 percent of Bay Area measures.

**SAN DIEGO/INLAND EMPIRE.** San Diego/Inland Empire voters were presented with five general tax, two GO bond, and two special tax measures. The fiscal measures in this region represent 14.5 percent of the measures on the 2010 primary ballot, with four of the measures receiving voter approval, including three general government measures and one public health and safety measure.

**CENTRAL VALLEY.** Central Valley voters cast their votes for four general tax measures, two GO bond measures, one special tax measure, and one groundwater charge measure. While all the tax and bond measures were typical of the type of measures presented to voters, the groundwater charge was unique. If the groundwater charge had received voter approval, the financing would have been used to construct and maintain water facilities in a water conservation district.

**LOS ANGELES.** Of voters in the five regions, Los Angeles region voters considered the fewest ballot measures: two special tax and two GO bond measures. All four of the measures were for educational purposes and only one measure (GO bond) was approved.

**OTHER.** Voters located in counties throughout the “Other” region considered 15 bond and tax measures. All but one of the measures were approved by voters. The measure that did not receive voter approval was a public safety GO bond measure that required two-thirds voter approval. The financing would have achieved two goals: retire a GO bond issued in 2003 used to finance a fire station and construct a new police station. The measure received 65.1 percent voter approval.

**FIGURE 11**

COMPARISON OF REGIONS BY TYPE OF MEASURE, PRIMARY ELECTION, JUNE 8, 2010

TYPE OF MEASURE	BAY AREA		SAN DIEGO/ INLAND EMPIRE		CENTRAL VALLEY		LOS ANGELES		OTHER		TOTAL PROPOSED
	TOTAL PROPOSED	PASSED	TOTAL PROPOSED	PASSED	TOTAL PROPOSED	PASSED	TOTAL PROPOSED	PASSED	TOTAL PROPOSED	PASSED	
Special Taxes	16	14	2	1	0	0	2	0	3	3	24
GO Bonds	7	7	2	0	0	0	2	1	9	8	22
General Taxes	1	1	5	3	3	0	0	0	3	3	13
Business Tax	1	1	0	0	0	0	0	0	0	0	1
Special Tax Bond	1	0	0	0	0	0	0	0	0	0	1
Groundwater Charge	0	0	0	0	0	0	0	0	0	0	1
<b>TOTAL</b>	<b>26</b>	<b>23</b>	<b>9</b>	<b>4</b>	<b>3</b>	<b>1</b>	<b>4</b>	<b>1</b>	<b>15</b>	<b>14</b>	<b>62</b>

# COMPARISON OF THE 2008 AND 2010 JUNE PRIMARY ELECTIONS

## COMPARISON BY VOTER TURNOUT

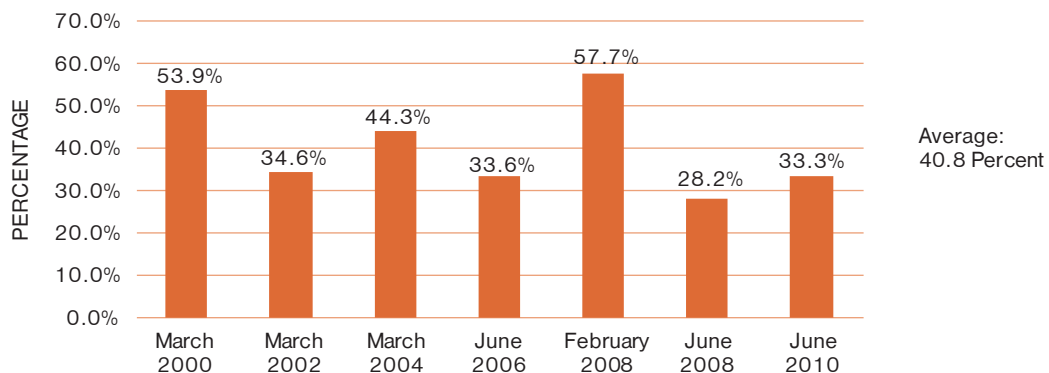
In the June 2010 Primary Election, approximately one-third of all registered voters participated in the primary election. While that percentage is higher than the June 2008 Primary Election, the turnout is below the 10 year average of 40.8

percent. In fact, voter turnout for the June 2010 Primary Election was the second-lowest turnout during the past 10 years (Figure 12).

PRESIDENTIAL VS. GUBERNATORIAL.<sup>2</sup> As shown in Figure 12, voter turnout for presidential primaries is higher than gubernatorial primaries.

FIGURE 12

COMPARISON OF VOTER TURNOUT, PRIMARY ELECTIONS, 2000-2010



<sup>2</sup> In 2008, the Presidential Primary Election was held separately from the statewide direct primary election. The Presidential Primary Election was held in February 2008, and the Statewide Direct Primary, in which voters were presented with candidates for state offices, was held in June 2008.



Since March 2000, the average voter turnout for presidential primaries is 52 percent, and 33.8 percent for gubernatorial primaries. On average, since March 2000, voter turnout for presidential primaries is 53 percent higher than gubernatorial primaries. Also, while voter turnout during presidential primaries tended to vary over the 10 year period (53.9 percent, 44.3 percent, and 57.7 percent for March 2000, March 2004, and February 2008, respectively), voter turnout for gubernatorial primaries remained stable (34.6 percent, 33.6 percent, and 33.3 percent for March 2002, June 2006, and June 2010, respectively).

### COMPARISON BY THE MEASURE'S VOTE REQUIREMENT

Figure 13 provides a summary of the passage requirement for the bond and tax measures appearing on the 2008 June Primary Election and the 2010 June Primary Election ballots.

The overall approval percentage rate is higher in the 2010 June Primary (73.0 percent) than the 2008 June Primary (68.8 percent). However, voters in the 2008 June Primary approved a higher percentage of measures requiring a majority vote and 55 percent (84.6 percent and 78.8 percent, respectively). Approximately 32 percent of the 2010 Primary Election measures and nearly 43 percent of the 2008 Primary Election measures

required 55 percent voter approval. Most of these measures were education GO bonds.

### COMPARISON BY TYPE OF MEASURE

Figure 14 provides a summary of the types of bond and tax measures on the primary election ballots. Measures considered in the June 2010 Primary Election received more overall voter support as evidenced by passage of 73 percent of the measures compared to 68.8 percent for the June 2008 Primary Election.

In comparing the June 2008 and 2010 Primary Elections, not only was voter turnout lower in the 2008 primary election, the percentage of measures approved was lower (68.8 percent to 73.0 percent). Interestingly, voters passed a greater percentage of GO bond and general tax measures in the June 2008 Primary (75 percent and 84.6 percent, respectively) compared to the June 2010 Primary (72.7 percent and 76.9 percent respectively); however, voters were more prudent in approving special tax measures in the June 2008 Primary (53.6 percent) as opposed to their generosity in the June 2010 Primary (75 percent).

The general tax measures received greater voter support than special tax measures in both the June 2008 and June 2010 Primary Elections, 84.6 percent to 53.6 percent and 76.9 percent to 75 percent, respectively.

### FIGURE 13

COMPARISON OF ELECTION RESULTS, BY VOTE REQUIREMENT  
2008 AND 2010 JUNE PRIMARY ELECTIONS

VOTE REQUIREMENT	2008			2010		
	TOTAL PROPOSED	PASSED	PERCENTAGE PASSED	TOTAL PROPOSED	PASSED	PERCENTAGE PASSED
Majority*	13	11	84.6%	15	12	80.0%
55 Percent	33	26	78.8	20	15	75.0
Two-thirds	31	16	51.6	28	19	67.9
TOTAL	77	53	68.8%	63	46	73.0%

\* Includes the June 8, 2010 statewide measure.



**FIGURE 14****COMPARISON OF ELECTION RESULTS, BY TYPE OF MEASURE  
2008 AND 2010 JUNE PRIMARY ELECTIONS**

MEASURE TYPE	2008			2010		
	TOTAL PROPOSED	PASSED	PERCENTAGE PASSED	TOTAL PROPOSED	PASSED	PERCENTAGE PASSED
Special Taxes	28	15	53.6%	24	18	75.0%
GO Bonds	36	27	75.0	22	16	72.7
General Taxes	13	11	84.6	13	10	76.9
Business Tax	0	0	0	1	1	100.0
Property Tax*	0	0	0	1	1	100.0
Special Tax Bond	0	0	0	1	0	0
Groundwater Charge	0	0	0	1	0	0
<b>TOTAL</b>	<b>77</b>	<b>53</b>	<b>68.8%</b>	<b>63</b>	<b>46</b>	<b>73.0%</b>

\* June 8, 2010 statewide measure.

The GO bond measures were comprised mainly of education measures. The majority of the GO bond measures required 55 percent voter approval. There were four GO bond measures on the June 2008 Primary Election ballot that required two-thirds voter approval: one was for education purposes and three were for public health and safety. One of the public health and safety measures and the education measure passed. In the June 2010 Primary Election, there were two public health and safety GO bond measures requiring a two-thirds vote, but one measure received voter support.

There were no business tax, property tax, special tax bond, or groundwater charge measures on the June 2008 Primary Election Ballot.

### COMPARISON BY REGION

A summary of votes by regions is provided in Figure 15. The 58 counties have been categorized into five different regions, as shown in Figure 9.

In the June 2010 Primary Election, voters approved 73.0 percent of the ballot measures as opposed to 68.8 percent in the June 2008 Primary

Election. In the June 2008 Primary Election, voters in four of the five regions approved more than 50 percent of the ballot measures. The June 2010 Primary had quite different results as only two regions approved more than 50 percent of the ballot measures. In both the June 2008 and 2010 Primary Elections voters in the San Diego/ Inland Empire approved 44.4 percent of their ballot measures.

### COMPARISON BY PURPOSE

Figure 16 shows the types of projects appearing on the June 2008 and June 2010 Primary Election ballots. Projects that comprise the miscellaneous category include the following: flood control, public employees' retirement, card room, mobility, recreation, arts and culture, mosquito abatement, public library services, seismic improvements, beach sand replenishment/ stabilization, cemetery operations/maintenance, fuels management program, parks/recreation facilities, and parking facilities.

The categories of measures with the highest passage rate are general government (84.6 percent in the June 2008 Primary Election) and miscel-

**FIGURE 15**

## COMPARISON OF ELECTION RESULTS, BY REGION, 2008 AND 2010 JUNE PRIMARY ELECTIONS

REGION	2008			2010		
	TOTAL PROPOSED	PASSED	PERCENTAGE PASSED	TOTAL PROPOSED	PASSED	PERCENTAGE PASSED
Los Angeles	10	8	80.0%	4	1	25.0%
San Diego/Inland Empire	9	4	44.4	9	4	44.4
Bay Area	24	18	69.2	26	23	88.5
Central Valley	17	10	58.8	8	3	37.5
State	0	0	0	1	1	100.0
Other	17	13	76.5	15	14	93.3
TOTAL	77	53	68.8%	63	46	73.0%

**FIGURE 16**

## COMPARISON OF ELECTION RESULTS, BY PURPOSE, 2008 AND 2010 JUNE PRIMARY ELECTIONS

PURPOSE	2008			2010		
	TOTAL PROPOSED	PASSED	PERCENTAGE PASSED	TOTAL PROPOSED	PASSED	PERCENTAGE PASSED
General Government	13	11	84.6%	13	10	76.9%
Education	46	33	71.7	30	22	73.3
Public Health and Safety	6	2	33.3	7	5	71.4
Capital Improvements	2	1	50.0	1	1	100.0
Miscellaneous <sup>1</sup>	10	6	60.0	10	8	80.0
Other <sup>2</sup>	0	0	0	2	0	0
TOTAL	77	53	68.8%	63	46	73.0%

<sup>1</sup> Includes the June 8, 2010 statewide measure.

<sup>2</sup> Includes a groundwater charge and special tax bond measure.

aneous (80.0 percent in the June 2010 Primary Election). Public health and safety measures received the least voter approval in both the June 2008 and June 2010 Primary Elections (33.3 percent and 71.4 percent, respectively).

Coincidentally, the June 2008 and June 2010 Primary Elections had the same number of general government and miscellaneous measures (13 and 10, respectively). The majority of voters supported both measure types.

# COUNTIES REPORTING NO LOCAL BOND OR TAX MEASURES

Thirty out of 58 counties did not report any local bond or tax measures. Those counties are:

ALPINE	LASSEN	SHASTA
AMADOR	MADERA	SIERRA
BUTTE	MARIPOSA	SISKIYOU
CALAVERAS	MERCED	SOLANO
COLUSA	NAPA	STANISLAUS
DEL NORTE	NEVADA	SUTTER
EL DORADO	PLACER	TEHAMA
LENN	PLUMAS	TRINITY
KERN	SAN BENITO	VENTURA
LAKE	SANTA CRUZ	YUBA



# APPENDIX A

## TABLE A

STATE PROPERTY TAX MEASURE, PRIMARY ELECTION, JUNE 8, 2010

PURPOSE	PROPOSITION	% YES	% NO	RESULT
No reassessment of property tax value for construction to seismically retrofit buildings.	13	85.0	15.0	Pass



## APPENDIX B

**TABLE B**

**SUMMARY OF LOCAL GOVERNMENT BOND AND TAX MEASURES<sup>1</sup>, BY COUNTY, PRIMARY ELECTION, JUNE 8, 2010**

COUNTY	REGION	AGENCY	TYPE OF TAX/DEBT	AMOUNT OF BOND/TAX	PURPOSE	MEASURE	% YES	% NO	RESULT
Alameda	Bay Area	Berkeley Community Facilities District No. 2	Special Tax Bond	\$22,500,000 GO bond to replace, renovate, and construct pools; levy a special tax not to exceed \$0.0258 per sq. ft. of building area to finance that indebtedness and not to exceed \$0.0126 to maintain pools and operate aquatics programs.	Pools	C	62.2	37.8	Fail
Contra Costa	Bay Area	County Service Area P-6, Zone 3111	Special Tax	Parcel Tax: Levy parcel tax in the unincorporated area of El Sobrante, at an initial annual amount of \$38 per parcel for single-family, residential parcels beginning 7/1/2010, and ending 6/30/2015.	Police Services	E	47.3	52.7	Fail
Contra Costa	Bay Area	Kensington Police Protection and Community Services District	Special Tax	Parcel Tax: Impose a parcel tax not to exceed \$200 for single family residential parcels beginning fiscal year 2010/11.	Police Services	G	68.8	31.2	Pass
Contra Costa	Bay Area	Mount Diablo Unified School District	GO Bond	\$348,000,000	K-12 School Facilities	C	60.9	39.1	Pass
Contra Costa	Bay Area	West Contra Costa Unified School District	GO Bond	\$380,000,000	K-12 School Facilities	D	62.5	37.5	Pass
Fresno	Central Valley	Selma	General Tax <sup>2</sup>	Transient Occupancy Tax: Increase the transient occupancy tax from 6% to 12%.	General Government	K	56.9	43.1	Fail
Fresno/Tulare	Central Valley	Cutler-Orosi Joint Unified School District	Special Tax	Parcel Tax: Levy a tax of \$97 per parcel annually.	Recreation Department	P	56.9	43.1	Fail
Humboldt	Other	Blue Lake Union Elementary School District	GO Bond	\$2,000,000	K-12 School Facilities	K	65.2	34.8	Pass
Humboldt	Other	Rohnerville School District	GO Bond	\$5,000,000	K-12 School Facilities	M	59.2	40.8	Pass
Humboldt/Mendocino	Other	Southern Humboldt Unified School District	GO Bond	\$25,200,000	K-12 School Facilities	L	64.1	35.9	Pass
Imperial	San Diego/Inland Empire	Calipatria Unified School District	GO Bond	\$25,000,000	K-12 School Facilities	I	48.4	51.6	Fail



**TABLE B**

**SUMMARY OF LOCAL GOVERNMENT BOND AND TAX MEASURES<sup>1</sup>, BY COUNTY, PRIMARY ELECTION, JUNE 8, 2010**

COUNTY	REGION	AGENCY	TYPE OF TAX/DEBT	AMOUNT OF BOND/TAX	PURPOSE	MEASURE	% YES	% NO	RESULT
Imperial	San Diego/ Inland Empire	City of Calexico	General Tax	Sales Tax: Enact a half cent sales tax for 20 years.	General Government	H	59.9	40.1	Pass
Inyo	Other	Big Pine School District	GO Bond	\$4,100,000	K-12 School Facilities	A	62.0	38.0	Pass
Kings/Tulare	Central Valley	Corcoran Joint Unified School District	GO Bond	\$24,700,000	K-12 School Facilities	Q	51.4	48.6	Fail
Los Angeles	Los Angeles	Los Angeles Unified School District	Special Tax	Parcel Tax: Levy a temporary \$100 annual education parcel tax ending after four years.	K-12 School Facilities	E	53.0	47.1	Fail
Los Angeles	Los Angeles	Lynwood Unified School District	GO Bond	\$37,400,000	K-12 School Facilities	AA	50.7	49.3	Fail
Marin	Bay Area	City of San Rafael	Special Tax	Parcel Tax: Levy \$49 per parcel annually for seven years.	Public Library Services	C	70.3	29.7	Pass
Marin	Bay Area	Marin County Free Library District	Special Tax	Parcel Tax: Levy \$49 per parcel annually for five years.	Public Library Services	A	74.9	25.1	Pass
Marin	Bay Area	Muir Beach Community Services District	Special Tax	Parcel Tax: Imposes an annual special tax of \$3,250 on each improved commercially zoned parcel, \$300 for residential parcels and \$300 on all other parcels for four years, beginning fiscal year 2010-2011 and ending fiscal year 2014-2015.	Capital Improvements/ Water Supply and Distribution	E	85.4	14.6	Pass
Marin	Bay Area	Santa Venetia Flood Control Zone 7	Special Tax	Parcel Tax: Levy a special tax for 10 years in the amount of \$530 per parcel per year for improved residential parcels, \$4,000 per acre per year for multi-family residential parcels with five or more living units and improved commercial parcels, and \$800 per acre per year for unimproved parcels.	Flood Control	D	28.7	71.3	Fail
Marin	Bay Area	Town of San Anselmo	Special Tax	Parcel Tax: Levy \$49 per parcel annually for five years.	Public Library Services	B	75.9	24.1	Pass

**TABLE B**

**SUMMARY OF LOCAL GOVERNMENT BOND AND TAX MEASURES<sup>1</sup>, BY COUNTY, PRIMARY ELECTION, JUNE 8, 2010**

COUNTY	REGION	AGENCY	TYPE OF TAX/DEBT	AMOUNT OF BOND/TAX	PURPOSE	MEASURE	% YES	% NO	RESULT
Mendocino	Other	Anderson Valley Unified School District	GO Bond	\$15,250,000	K-12 School Facilities	A	62.3	37.7	Pass
Mendocino	Other	Willits Unified School District	GO Bond	\$43,000,000	K-12 School Facilities	B	61.6	38.4	Pass
Modoc	Other	City of Alturas	Special Tax	Mosquito Abatement Tax: \$1.50 per water meter through June 30, 2014.	Mosquito Abatement	O	79.5	20.5	Pass
Modoc	Other	Surprise Valley Health Care District	Special Tax	Parcel Tax: Levy a parcel of \$225 per residential parcel.	Hospital	P	71.9	28.1	Pass
Mono	Other	City of Mammoth Lakes	Special Tax	Utility Users Tax: With no increase to the current rate of 2.5%, extend the tax.	Mobility/Recreation/Arts and Culture	U	67.5	32.5	Pass
Monterey	Other	Greenfield Union School District	GO Bond	\$8,300,000	K-12 School Facilities	L	59.6	40.4	Pass
Orange	Los Angeles	Buena Park School District	Special Tax	Parcel Tax: Levy an annual parcel tax of \$0.0375 per sq. ft. of building space per each assessor's parcel for four years.	K-12 School Facilities	B	51.7	48.3	Fail
Orange	Los Angeles	Garden Grove Unified School District	GO Bond	\$250,000,000	K-12 School Facilities	A	63.8	36.2	Pass
Riverside	San Diego/ Inland Empire	City of Cathedral City	General Tax	Sales Tax: Adopt a one cent sales tax to expire in five years.	General Government	H	57.2	42.8	Pass
Riverside	San Diego/ Inland Empire	City of Coachella	General Tax	Utility Users Tax: Establish a 5% tax on telecommunications, electricity, gas, and water, sewer, and garbage services.	General Government	I	58.3	41.7	Pass
Riverside	San Diego/ Inland Empire	City of Desert Hot Springs	Special Tax	Parcel Tax: Renew the existing annual public safety parcel tax rates for a period of 10 years.	Police/Firefighters/ Paramedics/ Emergency Communications Equipment/ Gang and Drug Prevention	G	82.7	17.3	Pass
Sacramento	Central Valley	Arcohe Union School District	GO Bond	\$3,900,000	K-12 School Facilities	A	29.0	71.0	Fail

**TABLE B**

**SUMMARY OF LOCAL GOVERNMENT BOND AND TAX MEASURES<sup>1</sup>, BY COUNTY, PRIMARY ELECTION, JUNE 8, 2010**

COUNTY	REGION	AGENCY	TYPE OF TAX/DEBT	AMOUNT OF BOND/TAX	PURPOSE	MEASURE	% YES	% NO	RESULT
San Bernardino	San Diego/ Inland Empire	City of Rialto	Special Tax	Special Tax: Restore the rate of the special tax imposed in 1958 to fund City contributions to the Public Employee Retirement System for city employees.	Public Employees' Retirement	RR	26.0	74.0	Fail
San Bernardino	San Diego/ Inland Empire	Lucerne Valley Unified School District	GO Bond	\$7,950,000	K-12 School Facilities	S	33.9	66.1	Fail
San Diego	San Diego/ Inland Empire	City of Del Mar	General Tax	Transient Occupancy Tax: Impose tax on guests of short-term rentals (30 days or less).	General Government	J	43.4	56.6	Fail
San Diego	San Diego/ Inland Empire	City of Solana Beach	General Tax	Business Tax: Adopt an ordinance to implement a business tax.	General Government	L	43.5	56.5	Fail
San Francisco	Bay Area	San Francisco County	Special Tax	Parcel Tax: Levy of an annual parcel tax not to exceed \$32.20 per parcel for single family residential and nonresidential parcels and \$16.10 per dwelling unit for mixed use and multifamily residential parcels.	K-12 School Facilities	A	70.0	30.0	Pass
San Francisco	Bay Area	San Francisco County	GO Bond	\$412,300,000	Earthquake Safety and Emergency Response	B	79.4	20.6	Pass
San Joaquin	Central Valley	North San Joaquin Water Conservation District	Groundwater Charge	Groundwater Charge: Impose and collect groundwater charge beginning in the fiscal year following the adoption of this measure, and in future years.	Construct/Maintain District Facilities	C	32.8	67.2	Fail
San Luis Obispo	Other	City of Arroyo Grande	GO Bond	\$6,000,000	Police Station/ Fire Station (Bond Refinancing)	A-10	65.1	34.9	Fail
San Mateo	Bay Area	Cabrillo Unified School District	Special Tax	Parcel Tax: Levy a tax of \$150 per parcel for five years.	K-12 School Facilities	E	71.3	28.7	Pass
San Mateo	Bay Area	San Mateo County Community College District	Special Tax	Parcel Tax: Levy a tax of \$34 per parcel for four years.	College Facilities	G	67.1	32.9	Pass

**TABLE B**

**SUMMARY OF LOCAL GOVERNMENT BOND AND TAX MEASURES<sup>1</sup>, BY COUNTY, PRIMARY ELECTION, JUNE 8, 2010**

COUNTY	REGION	AGENCY	TYPE OF TAX/DEBT	AMOUNT OF BOND/TAX	PURPOSE	MEASURE	% YES	% NO	RESULT
Santa Barbara	Other	County of Santa Barbara	General Tax	Transient Occupancy Tax: Sustain the current tax rate of 10% on guests in hotels located only within the unincorporated area of Santa Barbara County.	General Government	K2010	71.6	28.4	Pass
						L2010	69.1	30.9	Pass
Santa Clara	Bay Area	Alum Rock Union Elementary School District	Special Tax	Parcel Tax: Extend and increase the parcel tax by \$48 per parcel to a total of \$160.16 per parcel beginning of July 1, 2010 for five years.	K-12 School Facilities	I	74.4	25.6	Pass
Santa Clara	Bay Area	Campbell Union Elementary School District	GO Bond	\$150,000,000	K-12 School Facilities	G	74.0	26.0	Pass
Santa Clara	Bay Area	City of San Jose	Business Tax	Business Tax: Adopt an ordinance to increase the card room tax rate on gross revenues from 13% to 15%.	Card Room	K	76.1	24.0	Pass
Santa Clara	Bay Area	Los Gatos Union School District	GO Bond	\$30,900,000	K-12 School Facilities	E	71.5	28.5	Pass
Santa Clara	Bay Area	Milpitas Unified School District	Special Tax	Parcel Tax: Levy tax of \$84 per parcel for five years.	K-12 School Facilities	B	70.8	29.2	Pass
Santa Clara	Bay Area	Mount Pleasant Elementary School District	Special Tax	Parcel Tax: Levy an annual tax of \$95 per parcel for five years.	K-12 School Facilities	H	71.4	28.6	Pass
Santa Clara	Bay Area	Mountain View-Los Altos Union High School District	GO Bond	\$41,300,000	K-12 School Facilities	A	77.7	22.3	Pass
Santa Clara	Bay Area	North County Library Authority	Special Tax	Parcel Tax: Continue annual tax for 20 years at rate of \$76 per parcel within Los Altos and Los Altos Hills.	Public Library Services	L	77.6	22.4	Pass
Santa Clara	Bay Area	Oak Grove School District	Special Tax	Parcel Tax: Continue existing special tax of \$68 per parcel for four years.	K-12 School Facilities	C	73.1	26.9	Pass
Sonoma	Bay Area	City of Rohnert Park	General Tax	Sales Tax: Enact a one-half cent sales tax for five years.	General Government	E	55.2	44.8	Pass

**TABLE B**

**SUMMARY OF LOCAL GOVERNMENT BOND AND TAX MEASURES<sup>1</sup>, BY COUNTY, PRIMARY ELECTION, JUNE 8, 2010**

COUNTY	REGION	AGENCY	TYPE OF TAX/DEBT	AMOUNT OF BOND/TAX	PURPOSE	MEASURE	% YES	% NO	RESULT
Sonoma	Bay Area	Mark West Union School District	GO Bond	\$14,000,000	K-12 School Facilities	C	58.9	41.1	Pass
Sonoma	Bay Area	Russian River Fire Protection District	Special Tax	Parcel Tax: Levy a special tax ranging from \$70 to \$350 per parcel.	Fire Protection	F	69.9	30.1	Pass
Tuolumne	Other	City of Sonora	General Tax	Transient Occupancy Tax: Increase tax from 8% to 10%.	General Government	B	60.4	39.6	Pass
Tuolumne	Other	Tuolumne County	General Tax	Transient Occupancy Tax: Increase tax from 8% to 10%.	General Government	A	55.3	44.7	Pass
Yolo	Central Valley	City of Davis	General Tax	Sales Tax: Continue to collect a one-half cent sales tax through 12/31/2016.	General Government	Q	74.5	25.5	Pass
Yolo	Central Valley	City of Winters	General Tax	Utility Users Tax: Increase tax to 9.5%, not to exceed \$450 annually for each residential unit.	General Government	W	52.8	47.2	Pass
Yolo	Central Valley	City of Woodland	General Tax	Sales Tax: Implement a one-quarter cent sales tax to expire after four years.	General Government	V	54.8	45.2	Pass

<sup>1</sup> Percentages in the “% Yes” and “% No” columns may not sum to 100% due to rounding.

<sup>2</sup> Transient occupancy taxes (TOT) usually require a simple majority for voter approval. Although Measure K is a TOT, this measure required two-thirds voter approval instead of the typical simple majority. If the measure had passed, revenue from this tax would have been used for general government purposes as well as parks and recreation, and art and cultural programs.

Source: County election official internet sites supplemented by telephone inquiries. Information is accurate as of July 16, 2010.



## APPENDIX C

**TABLE C**

**SUMMARY OF LOCAL GOVERNMENT BOND AND TAX MEASURES<sup>1</sup>, BY REGION, PRIMARY ELECTION, JUNE 8, 2010**

COUNTY	REGION	AGENCY	TYPE OF TAX/DEBT	AMOUNT OF BOND/TAX	PURPOSE	MEASURE	% YES	% NO	RESULT
Alameda	Bay Area	Berkeley Community Facilities District No. 2	Special Tax Bond	\$22,500,000 GO bond to replace, renovate, and construct pools; levy a special tax not to exceed \$0.0258 per sq. ft. of building area to finance that indebtedness and not to exceed \$0.0126 to maintain pools and operate aquatics programs.	Pools	C	62.2	37.8	Fail
Contra Costa	Bay Area	County Service Area P-6, Zone 3111	Special Tax	Parcel Tax: Levy parcel tax in the unincorporated area of El Sobrante, at an initial annual amount of \$38 per parcel for single-family, residential parcels beginning 7/1/2010, and ending 6/30/2015.	Police Services	E	47.3	52.7	Fail
Contra Costa	Bay Area	Kensington Police Protection and Community Services District	Special Tax	Parcel Tax: Impose a parcel tax not to exceed \$200 for single family residential parcels beginning fiscal year 2010/11.	Police Services	G	68.8	31.2	Pass
Contra Costa	Bay Area	Mount Diablo Unified School District	GO Bond	\$348,000,000	K-12 School Facilities	C	60.9	39.1	Pass
Contra Costa	Bay Area	West Contra Costa Unified School District	GO Bond	\$380,000,000	K-12 School Facilities	D	62.5	37.5	Pass
Marin	Bay Area	City of San Rafael	Special Tax	Parcel Tax: Levy \$49 per parcel annually for seven years.	Public Library Services	C	70.3	29.7	Pass
Marin	Bay Area	Marin County Free Library District	Special Tax	Parcel Tax: Levy \$49 per parcel annually for five years.	Public Library Services	A	74.9	25.1	Pass
Marin	Bay Area	Muir Beach Community Services District	Special Tax	Parcel Tax: Imposes an annual special tax of \$3,250 on each improved commercially zoned parcel, \$300 for residential parcels and \$300 on all other parcels for four years, beginning fiscal year 2010-2011 and ending fiscal year 2014- 2015.	Capital Improvements/ Water Supply and Distribution	E	85.4	14.6	Pass



**TABLE C**

**SUMMARY OF LOCAL GOVERNMENT BOND AND TAX MEASURES<sup>1</sup>, BY REGION, PRIMARY ELECTION, JUNE 8, 2010**

COUNTY	REGION	AGENCY	TYPE OF TAX/DEBT	AMOUNT OF BOND/TAX	PURPOSE	MEASURE	% YES	% NO	RESULT
Marin	Bay Area	Santa Venetia Flood Control Zone 7	Special Tax	Parcel Tax: Levy a special tax for 10 years in the amount of \$530 per parcel per year for improved residential parcels, \$4,000 per acre per year for multi-family residential parcels with five or more living units and improved commercial parcels, and \$800 per acre per year for unimproved parcels.	Flood Control	D	28.7	71.3	Fail
Marin	Bay Area	Town of San Anselmo	Special Tax	Parcel Tax: Levy \$49 per parcel annually for five years.	Public Library Services	B	75.9	24.1	Pass
San Francisco	Bay Area	San Francisco County	Special Tax	Parcel Tax: Levy of an annual parcel tax not to exceed \$32.20 per parcel for single family residential and nonresidential parcels and \$16.10 per dwelling unit for mixed use and multifamily residential parcels.	K-12 School Facilities	A	70.0	30.0	Pass
San Francisco	Bay Area	San Francisco County	GO Bond	\$412,300,000	Earthquake Safety and Emergency Response	B	79.4	20.6	Pass
San Mateo	Bay Area	Cabrillo Unified School District	Special Tax	Parcel Tax: Levy a tax of \$150 per parcel for five years.	K-12 School Facilities	E	71.3	28.7	Pass
San Mateo	Bay Area	San Mateo County Community College District	Special Tax	Parcel Tax: Levy a tax of \$34 per parcel for four years.	College Facilities	G	67.1	32.9	Pass
Santa Clara	Bay Area	Alum Rock Union Elementary School District	Special Tax	Parcel Tax: Extend and increase the parcel tax by \$48 per parcel to a total of \$160.16 per parcel beginning of July 1, 2010 for five years.	K-12 School Facilities	I	74.4	25.6	Pass
Santa Clara	Bay Area	Campbell Union Elementary School District	GO Bond	\$150,000,000	K-12 School Facilities	G	74.0	26.0	Pass
Santa Clara	Bay Area	City of San Jose	Business Tax	Business Tax: Adopt an ordinance to increase the card room tax rate on gross revenues from 13% to 15%.	Card Room	K	76.1	24.0	Pass

**TABLE C**

**SUMMARY OF LOCAL GOVERNMENT BOND AND TAX MEASURES<sup>1</sup>, BY REGION, PRIMARY ELECTION, JUNE 8, 2010**

COUNTY	REGION	AGENCY	TYPE OF TAX/DEBT	AMOUNT OF BOND/TAX	PURPOSE	MEASURE	% YES	% NO	RESULT
Santa Clara	Bay Area	Los Gatos Union School District	GO Bond	\$30,900,000	K-12 School Facilities	E	71.5	28.5	Pass
Santa Clara	Bay Area	Milpitas Unified School District	Special Tax	Parcel Tax: Levy tax of \$84 per parcel for five years.	K-12 School Facilities	B	70.8	29.2	Pass
Santa Clara	Bay Area	Mount Pleasant Elementary School District	Special Tax	Parcel Tax: Levy an annual tax of \$95 per parcel for five years.	K-12 School Facilities	H	71.4	28.6	Pass
Santa Clara	Bay Area	Mountain View-Los Altos Union High School District	GO Bond	\$41,300,000	K-12 School Facilities	A	77.7	22.3	Pass
Santa Clara	Bay Area	North County Library Authority	Special Tax	Parcel Tax: Continue annual tax for 20 years at rate of \$76 per parcel within Los Altos and Los Altos Hills.	Public Library Services	L	77.6	22.4	Pass
Santa Clara	Bay Area	Oak Grove School District	Special Tax	Parcel Tax: Continue existing special tax of \$68 per parcel for four years.	K-12 School Facilities	C	73.1	26.9	Pass
Sonoma	Bay Area	City of Rohnert Park	General Tax	Sales Tax: Enact a one-half cent sales tax for five years.	General Government	E	55.2	44.8	Pass
Sonoma	Bay Area	Mark West Union School District	GO Bond	\$14,000,000	K-12 School Facilities	C	58.9	41.1	Pass
Sonoma	Bay Area	Russian River Fire Protection District	Special Tax	Parcel Tax: Levy a special tax ranging from \$70 to \$350 per parcel.	Fire Protection	F	69.9	30.1	Pass
Fresno	Central Valley	Selma	General Tax <sup>2</sup>	Transient Occupancy Tax: Increase the transient occupancy tax from 6% to 12%.	General Government	K	56.9	43.1	Fail
Fresno/Tulare	Central Valley	Cutler-Orosi Joint Unified School District	Special Tax	Parcel Tax: Levy a tax of \$97 per parcel annually.	Recreation Department	P	56.9	43.1	Fail
Kings/Tulare	Central Valley	Corcoran Joint Unified School District	GO Bond	\$24,700,000	K-12 School Facilities	Q	51.4	48.6	Fail
Sacramento	Central Valley	Arcohe Union School District	GO Bond	\$3,900,000	K-12 School Facilities	A	29.0	71.0	Fail

**TABLE C**

**SUMMARY OF LOCAL GOVERNMENT BOND AND TAX MEASURES<sup>1</sup>, BY REGION, PRIMARY ELECTION, JUNE 8, 2010**

COUNTY	REGION	AGENCY	TYPE OF TAX/DEBT	AMOUNT OF BOND/TAX	PURPOSE	MEASURE	% YES	% NO	RESULT
San Joaquin	Central Valley	North San Joaquin Water Conservation District	Groundwater Charge	Groundwater Charge: Impose and collect groundwater charge beginning in the fiscal year following the adoption of this measure, and in future years.	Construct/Maintain District Facilities	C	32.8	67.2	Fail
Yolo	Central Valley	City of Davis	General Tax	Sales Tax: Continue to collect a one-half cent sales tax through 12/31/2016.	General Government	Q	74.5	25.5	Pass
Yolo	Central Valley	City of Winters	General Tax	Utility Users Tax: Increase tax to 9.5%, not to exceed \$450 annually for each residential unit.	General Government	W	52.8	47.2	Pass
Yolo	Central Valley	City of Woodland	General Tax	Sales Tax: Implement a one-quarter cent sales tax to expire after four years.	General Government	V	54.8	45.2	Pass
Los Angeles	Los Angeles	Los Angeles Unified School District	Special Tax	Parcel Tax: Levy a temporary \$100 annual education parcel tax ending after four years.	K-12 School Facilities	E	53.0	47.1	Fail
Los Angeles	Los Angeles	Lynwood Unified School District	GO Bond	\$37,400,000	K-12 School Facilities	AA	50.7	49.3	Fail
Orange	Los Angeles	Buena Park School District	Special Tax	Parcel Tax: Levy an annual parcel tax of \$0.0375 per sq. ft. of building space per each assessor's parcel for four years.	K-12 School Facilities	B	51.7	48.3	Fail
Orange	Los Angeles	Garden Grove Unified School District	GO Bond	\$250,000,000	K-12 School Facilities	A	63.8	36.2	Pass
Humboldt	Other	Blue Lake Union Elementary School District	GO Bond	\$2,000,000	K-12 School Facilities	K	65.2	34.8	Pass
Humboldt	Other	Rohnerville School District	GO Bond	\$5,000,000	K-12 School Facilities	M	59.2	40.8	Pass
Humboldt/Mendocino	Other	Southern Humboldt Unified School District	GO Bond	\$25,200,000	K-12 School Facilities	L	64.1	35.9	Pass
Inyo	Other	Big Pine School District	GO Bond	\$4,100,000	K-12 School Facilities	A	62.0	38.0	Pass

**TABLE C**

**SUMMARY OF LOCAL GOVERNMENT BOND AND TAX MEASURES<sup>1</sup>, BY REGION, PRIMARY ELECTION, JUNE 8, 2010**

COUNTY	REGION	AGENCY	TYPE OF TAX/DEBT	AMOUNT OF BOND/TAX	PURPOSE	MEASURE	% YES	% NO	RESULT
Mendocino	Other	Anderson Valley Unified School District	GO Bond	\$15,250,000	K-12 School Facilities	A	62.3	37.7	Pass
Mendocino	Other	Willits Unified School District	GO Bond	\$43,000,000	K-12 School Facilities	B	61.6	38.4	Pass
Modoc	Other	City of Alturas	Special Tax	Mosquito Abatement Tax: \$1.50 per water meter through June 30, 2014.	Mosquito Abatement	O	79.5	20.5	Pass
Modoc	Other	Surprise Valley Health Care District	Special Tax	Parcel Tax: Levy a parcel of \$225 per residential parcel.	Hospital	P	71.9	28.1	Pass
Mono	Other	City of Mammoth Lakes	Special Tax	Utility Users Tax: With no increase to the current rate of 2.5%, extend the tax.	Mobility/Recreation/Arts and Culture	U	67.5	32.5	Pass
Monterey	Other	Greenfield Union School District	GO Bond	\$8,300,000	K-12 School Facilities	L	59.6	40.4	Pass
San Luis Obispo	Other	City of Arroyo Grande	GO Bond	\$6,000,000	Police Station/ Fire Station (Bond Refinancing)	A-10	65.1	34.9	Fail
Santa Barbara	Other	County of Santa Barbara	General Tax	Transient Occupancy Tax: Sustain the current tax rate of 10% on guests in hotels located only within the unincorporated area of Santa Barbara County.	General Government	K2010	71.6	28.4	Pass
Santa Barbara	Other	Hope School District	GO Bond	\$8,000,000	K-12 School Facilities	L2010	69.1	30.9	Pass
Tuolumne	Other	City of Sonora	General Tax	Transient Occupancy Tax: Increase tax from 8% to 10%.	General Government	B	60.4	39.6	Pass
Tuolumne	Other	Tuolumne County	General Tax	Transient Occupancy Tax: Increase tax from 8% to 10%.	General Government	A	55.3	44.7	Pass
Imperial	San Diego/ Inland Empire	Calipatria Unified School District	GO Bond	\$25,000,000	K-12 School Facilities	I	48.4	51.6	Fail
Imperial	San Diego/ Inland Empire	City of Calexico	General Tax	Sales Tax: Enact a half cent sales tax for 20 years.	General Government	H	59.9	40.1	Pass
Riverside	San Diego/ Inland Empire	City of Cathedral City	General Tax	Sales Tax: Adopt a one cent sales tax to expire in five years.	General Government	H	57.2	42.8	Pass

**TABLE C**

**SUMMARY OF LOCAL GOVERNMENT BOND AND TAX MEASURES<sup>1</sup>, BY REGION, PRIMARY ELECTION, JUNE 8, 2010**

COUNTY	REGION	AGENCY	TYPE OF TAX/DEBT	AMOUNT OF BOND/TAX	PURPOSE	MEASURE	% YES	% NO	RESULT
Riverside	San Diego/ Inland Empire	City of Coachella	General Tax	Utility Users Tax: Establish a 5% tax on telecommunications, electricity, gas, water, sewer, and garbage services.	General Government	I	58.3	41.7	Pass
Riverside	San Diego/ Inland Empire	City of Desert Hot Springs	Special Tax	Parcel Tax: Renew the existing annual public safety parcel tax rates for a period of 10 years.	Police/Firefighters/ Paramedics/ Emergency Communications Equipment/ Gang and Drug Prevention	G	82.7	17.3	Pass
San Bernardino	San Diego/ Inland Empire	City of Rialto	Special Tax	Special Tax: Restore the rate of the special tax imposed in 1958 to fund City contributions to the Public Employee Retirement System for city employees.	Public Employees' Retirement	RR	26.0	74.0	Fail
San Bernardino	San Diego/ Inland Empire	Lucerne Valley Unified School District	GO Bond	\$7,950,000	K-12 School Facilities	S	33.9	66.1	Fail
San Diego	San Diego/ Inland Empire	City of Del Mar	General Tax	Transient Occupancy Tax: Impose tax on guests of short-term rentals (30 days or less).	General Government	J	43.4	56.6	Fail
San Diego	San Diego/ Inland Empire	City of Solana Beach	General Tax	Business Tax: Adopt an ordinance to implement a business tax.	General Government	L	43.5	56.5	Fail

<sup>1</sup> Percentages in the “% Yes” and “% No” columns may not sum to 100% due to rounding.

<sup>2</sup> Transient occupancy taxes (TOT) usually require a simple majority for voter approval. Although Measure K is a TOT, this measure required two-thirds voter approval instead of the typical simple majority. If the measure had passed, revenue from this tax would have been used for general government purposes as well as parks and recreation, and art and cultural programs.

Source: County election official internet sites supplemented by telephone inquiries. Information is accurate as of July 16, 2010.



## APPENDIX D

**TABLE D**

**SUMMARY OF LOCAL GOVERNMENT BOND AND TAX MEASURES<sup>1</sup>, BY TYPE OF TAX/DEBT, PRIMARY ELECTION, JUNE 8, 2010**

COUNTY	REGION	AGENCY	TYPE OF TAX/DEBT	AMOUNT OF BOND/TAX	PURPOSE	MEASURE	% YES	% NO	RESULT
Santa Clara	Bay Area	City of San Jose	Business Tax	Business Tax: Adopt an ordinance to increase the card room tax rate on gross revenues from 13% to 15%.	Card Room	K	76.1	24.0	Pass
Fresno	Central Valley	Selma	General Tax <sup>2</sup>	Transient Occupancy Tax: Increase the transient occupancy tax from 6% to 12%.	General Government	K	56.9	43.1	Fail
Imperial	San Diego/ Inland Empire	City of Calexico	General Tax	Sales Tax: Enact a half cent sales tax for 20 years.	General Government	H	59.9	40.1	Pass
Riverside	San Diego/ Inland Empire	City of Cathedral City	General Tax	Sales Tax: Adopt a one cent sales tax to expire in five years.	General Government	H	57.2	42.8	Pass
Riverside	San Diego/ Inland Empire	City of Coachella	General Tax	Utility Users Tax: Establish a 5% tax on telecommunications, electricity, gas, water, sewer, and garbage services.	General Government	I	58.3	41.7	Pass
San Diego	San Diego/ Inland Empire	City of Del Mar	General Tax	Transient Occupancy Tax: Impose tax on guests of short-term rentals (30 days or less).	General Government	J	43.4	56.6	Fail
San Diego	San Diego/ Inland Empire	City of Solana Beach	General Tax	Business Tax: Adopt an ordinance to implement a business tax.	General Government	L	43.5	56.5	Fail
Santa Barbara	Other	County of Santa Barbara	General Tax	Transient Occupancy Tax: Sustain the current tax rate of 10% on guests in hotels located only within the unincorporated area of Santa Barbara County.	General Government	K2010	71.6	28.4	Pass
Sonoma	Bay Area	City of Rohnert Park	General Tax	Sales Tax: Enact a one-half cent sales tax for five years.	General Government	E	55.2	44.8	Pass
Tuolumne	Other	City of Sonora	General Tax	Transient Occupancy Tax: Increase tax from 8% to 10%.	General Government	B	60.4	39.6	Pass
Tuolumne	Other	Tuolumne County	General Tax	Transient Occupancy Tax: Increase tax from 8% to 10%.	General Government	A	55.3	44.7	Pass
Yolo	Central Valley	City of Davis	General Tax	Sales Tax: Continue to collect a one-half cent sales tax through 12/31/2016.	General Government	Q	74.5	25.5	Pass



**TABLE D**

**SUMMARY OF LOCAL GOVERNMENT BOND AND TAX MEASURES<sup>1</sup>, BY TYPE OF TAX/DEBT, PRIMARY ELECTION, JUNE 8, 2010**

COUNTY	REGION	AGENCY	TYPE OF TAX/DEBT	AMOUNT OF BOND/TAX	PURPOSE	MEASURE	% YES	% NO	RESULT
Yolo	Central Valley	City of Winters	General Tax	Utility Users Tax: Increase tax to 9.5%, not to exceed \$450 annually for each residential unit.	General Government	W	52.8	47.2	Pass
Yolo	Central Valley	City of Woodland	General Tax	Sales Tax: Implement a one-quarter cent sales tax to expire after four years.	General Government	V	54.8	45.2	Pass
Contra Costa	Bay Area	Mount Diablo Unified School District	GO Bond	\$348,000,000	K-12 School Facilities	C	60.9	39.1	Pass
Contra Costa	Bay Area	West Contra Costa Unified School District	GO Bond	\$380,000,000	K-12 School Facilities	D	62.5	37.5	Pass
Humboldt	Other	Blue Lake Union Elementary School District	GO Bond	\$2,000,000	K-12 School Facilities	K	65.2	34.8	Pass
Humboldt	Other	Rohnerville School District	GO Bond	\$5,000,000	K-12 School Facilities	M	59.2	40.8	Pass
Humboldt/Mendocino	Other	Southern Humboldt Unified School District	GO Bond	\$25,200,000	K-12 School Facilities	L	64.1	35.9	Pass
Imperial	San Diego/Inland Empire	Calipatria Unified School District	GO Bond	\$25,000,000	K-12 School Facilities	I	48.4	51.6	Fail
Inyo	Other	Big Pine School District	GO Bond	\$4,100,000	K-12 School Facilities	A	62.0	38.0	Pass
Kings/Tulare	Central Valley	Corcoran Joint Unified School District	GO Bond	\$24,700,000	K-12 School Facilities	Q	51.4	48.6	Fail
Los Angeles	Los Angeles	Lynwood Unified School District	GO Bond	\$37,400,000	K-12 School Facilities	AA	50.7	49.3	Fail
Mendocino	Other	Anderson Valley Unified School District	GO Bond	\$15,250,000	K-12 School Facilities	A	62.3	37.7	Pass
Mendocino	Other	Willits Unified School District	GO Bond	\$43,000,000	K-12 School Facilities	B	61.6	38.4	Pass
Monterey	Other	Greenfield Union School District	GO Bond	\$8,300,000	K-12 School Facilities	L	59.6	40.4	Pass

**TABLE D**

**SUMMARY OF LOCAL GOVERNMENT BOND AND TAX MEASURES<sup>1</sup>, BY TYPE OF TAX/DEBT, PRIMARY ELECTION, JUNE 8, 2010**

COUNTY	REGION	AGENCY	TYPE OF TAX/DEBT	AMOUNT OF BOND/TAX	PURPOSE	MEASURE	% YES	% NO	RESULT
Orange	Los Angeles	Garden Grove Unified School District	GO Bond	\$250,000,000	K-12 School Facilities	A	63.8	36.2	Pass
Sacramento	Central Valley	Arcohe Union School District	GO Bond	\$3,900,000	K-12 School Facilities	A	29.0	71.0	Fail
San Bernardino	San Diego/ Inland Empire	Lucerne Valley Unified School District	GO Bond	\$7,950,000	K-12 School Facilities	S	33.9	66.1	Fail
San Francisco	Bay Area	San Francisco County	GO Bond	\$412,300,000	Earthquake Safety and Emergency Response	B	79.4	20.6	Pass
San Luis Obispo	Other	City of Arroyo Grande	GO Bond	\$6,000,000	Police Station/ Fire Station (Bond Refinancing)	A-10	65.1	34.9	Fail
Santa Barbara	Other	Hope School District	GO Bond	\$8,000,000	K-12 School Facilities	L2010	69.1	30.9	Pass
Santa Clara	Bay Area	Campbell Union Elementary School District	GO Bond	\$150,000,000	K-12 School Facilities	G	74.0	26.0	Pass
Santa Clara	Bay Area	Los Gatos Union School District	GO Bond	\$30,900,000	K-12 School Facilities	E	71.5	28.5	Pass
Santa Clara	Bay Area	Mountain View-Los Altos Union High School District	GO Bond	\$41,300,000	K-12 School Facilities	A	77.7	22.3	Pass
Sonoma	Bay Area	Mark West Union School District	GO Bond	\$14,000,000	K-12 School Facilities	C	58.9	41.1	Pass
San Joaquin	Central Valley	North San Joaquin Water Conservation District	Groundwater Charge	Groundwater Charge: Impose and collect groundwater charge beginning in the fiscal year following the adoption of this measure, and in future years.	Construct/Maintain District Facilities	C	32.8	67.2	Fail
Contra Costa	Bay Area	County Service Area P-6, Zone 3111	Special Tax	Parcel Tax: Levy parcel tax in the unincorporated area of El Sobrante, at an initial annual amount of \$38 per parcel for single-family, residential parcels beginning 7/1/2010, and ending 6/30/2015.	Police Services	E	47.3	52.7	Fail

**TABLE D**

**SUMMARY OF LOCAL GOVERNMENT BOND AND TAX MEASURES<sup>1</sup>, BY TYPE OF TAX/DEBT, PRIMARY ELECTION, JUNE 8, 2010**

COUNTY	REGION	AGENCY	TYPE OF TAX/DEBT	AMOUNT OF BOND/TAX	PURPOSE	MEASURE	% YES	% NO	RESULT
Contra Costa	Bay Area	Kensington Police Protection and Community Services District	Special Tax	Parcel Tax: Impose a parcel tax not to exceed \$200 for single family residential parcels beginning fiscal year 2010/11.	Police Services	G	68.8	31.2	Pass
Fresno/Tulare	Central Valley	Cutler-Orosi Joint Unified School District	Special Tax	Parcel Tax: Levy a tax of \$97 per parcel annually.	Recreation Department	P	56.9	43.1	Fail
Los Angeles	Los Angeles	Los Angeles Unified School District	Special Tax	Parcel Tax: Levy a temporary \$100 annual education parcel tax ending after four years.	K-12 School Facilities	E	53.0	47.1	Fail
Marin	Bay Area	City of San Rafael	Special Tax	Parcel Tax: Levy \$49 per parcel annually for seven years.	Public Library Services	C	70.3	29.7	Pass
Marin	Bay Area	Marin County Free Library District	Special Tax	Parcel Tax: Levy \$49 per parcel annually for five years.	Public Library Services	A	74.9	25.1	Pass
Marin	Bay Area	Muir Beach Community Services District	Special Tax	Parcel Tax: Imposes an annual special tax of \$3,250 on each improved commercially zoned parcel. \$300 for residential parcels and \$300 on all other parcels for four years, beginning fiscal year 2010-2011 and ending fiscal year 2014- 2015.	Capital Improvements/ Water Supply and Distribution	E	85.4	14.6	Pass
Marin	Bay Area	Santa Venetia Flood Control Zone 7	Special Tax	Parcel Tax: Levy a special tax for 10 years in the amount of \$530 per parcel per year for improved residential parcels, \$4,000 per acre per year for multi-family residential parcels with five or more living units and improved commercial parcels, and \$800 per acre per year for unimproved parcels.	Flood Control	D	28.7	71.3	Fail
Marin	Bay Area	Town of San Anselmo	Special Tax	Parcel Tax: Levy \$49 per parcel annually for five years.	Public Library Services	B	75.9	24.1	Pass
Modoc	Other	City of Alturas	Special Tax	Mosquito Abatement Tax: \$1.50 per water meter through June 30, 2014.	Mosquito Abatement	O	79.5	20.5	Pass

**TABLE D**

**SUMMARY OF LOCAL GOVERNMENT BOND AND TAX MEASURES<sup>1</sup>, BY TYPE OF TAX/DEBT, PRIMARY ELECTION, JUNE 8, 2010**

COUNTY	REGION	AGENCY	TYPE OF TAX/DEBT	AMOUNT OF BOND/TAX	PURPOSE	MEASURE	% YES	% NO	RESULT
Modoc	Other	Surprise Valley Health Care District	Special Tax	Parcel Tax: Levy a parcel of \$225 per residential parcel.	Hospital	P	71.9	28.1	Pass
Mono	Other	City of Mammoth Lakes	Special Tax	Utility Users Tax: With no increase to the current rate of 2.5%, extend the tax.	Mobility/Recreation/Arts and Culture	U	67.5	32.5	Pass
Orange	Los Angeles	Buena Park School District	Special Tax	Parcel Tax: Levy an annual parcel tax of \$0.0375 per sq. ft. of building space per each assessor's parcel for four years.	K-12 School Facilities	B	51.7	48.3	Fail
Riverside	San Diego/ Inland Empire	City of Desert Hot Springs	Special Tax	Parcel Tax: Renew the existing annual public safety parcel tax rates for a period of 10 years.	Police/Firefighters/ Paramedics/ Emergency Communications Equipment/ Gang and Drug Prevention	G	82.7	17.3	Pass
San Bernardino	San Diego/ Inland Empire	City of Rialto	Special Tax	Special Tax: Restore the rate of the special tax imposed in 1958 to fund City contributions to the Public Employee Retirement System for city employees.	Public Employees' Retirement	RR	26.0	74.0	Fail
San Francisco	Bay Area	San Francisco County	Special Tax	Parcel Tax: Levy of an annual parcel tax not to exceed \$32.20 per parcel for single family residential and nonresidential parcels and \$16.10 per dwelling unit for mixed use and multifamily residential parcels.	K-12 School Facilities	A	70.0	30.0	Pass
San Mateo	Bay Area	Cabrillo Unified School District	Special Tax	Parcel Tax: Levy a tax of \$150 per parcel for five years.	K-12 School Facilities	E	71.3	28.7	Pass
San Mateo	Bay Area	San Mateo County Community College District	Special Tax	Parcel Tax: Levy a tax of \$34 per parcel for four years.	College Facilities	G	67.1	32.9	Pass
Santa Clara	Bay Area	Alum Rock Union Elementary School District	Special Tax	Parcel Tax: Extend and increase the parcel tax by \$48 per parcel to a total of \$160.16 per parcel beginning of July 1, 2010 for five years.	K-12 School Facilities	I	74.4	25.6	Pass

**TABLE D**

**SUMMARY OF LOCAL GOVERNMENT BOND AND TAX MEASURES<sup>1</sup>, BY TYPE OF TAX/DEBT, PRIMARY ELECTION, JUNE 8, 2010**

COUNTY	REGION	AGENCY	TYPE OF TAX/DEBT	AMOUNT OF BOND/TAX	PURPOSE	MEASURE	% YES	% NO	RESULT
Santa Clara	Bay Area	Milpitas Unified School District	Special Tax	Parcel Tax: Levy tax of \$84 per parcel for five years.	K-12 School Facilities	B	70.8	29.2	Pass
Santa Clara	Bay Area	Mount Pleasant Elementary School District	Special Tax	Parcel Tax: Levy an annual tax of \$95 per parcel for five years.	K-12 School Facilities	H	71.4	28.6	Pass
Santa Clara	Bay Area	North County Library Authority	Special Tax	Parcel Tax: Continue annual tax for 20 years at rate of \$76 per parcel within Los Altos and Los Altos Hills.	Public Library Services	L	77.6	22.4	Pass
Santa Clara	Bay Area	Oak Grove School District	Special Tax	Parcel Tax: Continue existing special tax of \$68 per parcel for four years.	K-12 School Facilities	C	73.1	26.9	Pass
Sonoma	Bay Area	Russian River Fire Protection District	Special Tax	Parcel Tax: Levy a special tax ranging from \$70 to \$350 per parcel.	Fire Protection	F	69.9	30.1	Pass
Alameda	Bay Area	Berkeley Community Facilities District No. 2	Special Tax Bond	\$22,500,000 GO bond to replace, renovate, and construct pools; levy a special tax not to exceed \$0.0258 per sq. ft. of building area to finance that indebtedness and not to exceed \$0.0126 to maintain pools and operate aquatics programs.	Pools	C	62.2	37.8	Fail

<sup>1</sup> Percentages in the “% Yes” and “% No” columns may not sum to 100% due to rounding.

<sup>2</sup> Transient occupancy taxes (TOT) usually require a simple majority for voter approval. Although Measure K is a TOT, this measure required two-thirds voter approval instead of the typical simple majority. If the measure had passed, revenue from this tax would have been used for general government purposes as well as parks and recreation, and art and cultural programs.

Source: County election official internet sites supplemented by telephone inquiries. Information is accurate as of July 16, 2010.



## APPENDIX E

**TABLE E**

**SUMMARY OF LOCAL GOVERNMENT BOND AND TAX MEASURES<sup>1</sup>, BY PURPOSE, PRIMARY ELECTION, JUNE 8, 2010**

COUNTY	REGION	AGENCY	TYPE OF TAX/DEBT	AMOUNT OF BOND/TAX	PURPOSE	MEASURE	% YES	% NO	RESULT
Marin	Bay Area	Muir Beach Community Services District	Special Tax	Parcel Tax: Imposes an annual special tax of \$3,250 on each improved commercially zoned parcel, \$300 for residential parcels and \$300 on all other parcels for four years, beginning fiscal year 2010-2011 and ending fiscal year 2014- 2015.	Capital Improvements/ Water Supply and Distribution	E	85.4	14.6	Pass
Santa Clara	Bay Area	City of San Jose	Business Tax	Business Tax: Adopt an ordinance to increase the card room tax rate on gross revenues from 13% to 15%.	Card Room	K	76.1	24.0	Pass
San Mateo	Bay Area	San Mateo County Community College District	Special Tax	Parcel Tax: Levy a tax of \$34 per parcel for four years.	College Facilities	G	67.1	32.9	Pass
San Joaquin	Central Valley	North San Joaquin Water Conservation District	Groundwater Charge	Groundwater Charge: Impose and collect groundwater charge beginning in the fiscal year following the adoption of this measure, and in future years.	Construct/Maintain District Facilities	C	32.8	67.2	Fail
San Francisco	Bay Area	San Francisco County	GO Bond	\$412,300,000	Earthquake Safety and Emergency Response	B	79.4	20.6	Pass
Sonoma	Bay Area	Russian River Fire Protection District	Special Tax	Parcel Tax: Levy a special tax ranging from \$70 to \$350 per parcel.	Fire Protection	F	69.9	30.1	Pass
Marin	Bay Area	Santa Venetia Flood Control Zone 7	Special Tax	Parcel Tax: Levy a special tax for 10 years in the amount of \$530 per parcel per year for improved residential parcels, \$4,000 per acre per year for multi-family residential parcels with five or more living units and improved commercial parcels, and \$800 per acre per year for unimproved parcels.	Flood Control	D	28.7	71.3	Fail



**TABLE E**

**SUMMARY OF LOCAL GOVERNMENT BOND AND TAX MEASURES<sup>1</sup>, BY PURPOSE, PRIMARY ELECTION, JUNE 8, 2010**

COUNTY	REGION	AGENCY	TYPE OF TAX/DEBT	AMOUNT OF BOND/TAX	PURPOSE	MEASURE	% YES	% NO	RESULT
Fresno	Central Valley	Selma	General Tax <sup>2</sup>	Transient Occupancy Tax: Increase the transient occupancy tax from 6% to 12%.	General Government	K	56.9	43.1	Fail
Imperial	San Diego/ Inland Empire	City of Calexico	General Tax	Sales Tax: Enact a half cent sales tax for 20 years.	General Government	H	59.9	40.1	Pass
Riverside	San Diego/ Inland Empire	City of Cathedral City	General Tax	Sales Tax: Adopt a one cent sales tax to expire in five years.	General Government	H	57.2	42.8	Pass
Riverside	San Diego/ Inland Empire	City of Coachella	General Tax	Utility Users Tax: Establish a 5% tax on telecommunications, electricity, gas, water, sewer, and garbage services.	General Government	I	58.3	41.7	Pass
San Diego	San Diego/ Inland Empire	City of Del Mar	General Tax	Transient Occupancy Tax: Impose tax on guests of short-term rentals (30 days or less).	General Government	J	43.4	56.6	Fail
San Diego	San Diego/ Inland Empire	City of Solana Beach	General Tax	Business Tax: Adopt an ordinance to implement a business tax.	General Government	L	43.5	56.5	Fail
Santa Barbara	Other	County of Santa Barbara	General Tax	Transient Occupancy Tax: Sustain the current tax rate of 10% on guests in hotels located only within the unincorporated area of Santa Barbara County.	General Government	K2010	71.6	28.4	Pass
Sonoma	Bay Area	City of Rohnert Park	General Tax	Sales Tax: Enact a one-half cent sales tax for five years.	General Government	E	55.2	44.8	Pass
Tuolumne	Other	City of Sonora	General Tax	Transient Occupancy Tax: Increase tax from 8% to 10%.	General Government	B	60.4	39.6	Pass
Tuolumne	Other	Tuolumne County	General Tax	Transient Occupancy Tax: Increase tax from 8% to 10%.	General Government	A	55.3	44.7	Pass
Yolo	Central Valley	City of Davis	General Tax	Sales Tax: Continue to collect a one-half cent sales tax through 12/31/2016.	General Government	Q	74.5	25.5	Pass

**TABLE E**

**SUMMARY OF LOCAL GOVERNMENT BOND AND TAX MEASURES<sup>1</sup>, BY PURPOSE, PRIMARY ELECTION, JUNE 8, 2010**

COUNTY	REGION	AGENCY	TYPE OF TAX/DEBT	AMOUNT OF BOND/TAX	PURPOSE	MEASURE	% YES	% NO	RESULT
Yolo	Central Valley	City of Winters	General Tax	Utility Users Tax: Increase tax to 9.5%, not to exceed \$450 annually for each residential unit.	General Government	W	52.8	47.2	Pass
Yolo	Central Valley	City of Woodland	General Tax	Sales Tax: Implement a one-quarter cent sales tax to expire after four years.	General Government	V	54.8	45.2	Pass
Modoc	Other	Surprise Valley Health Care District	Special Tax	Parcel Tax: Levy a parcel of \$225 per residential parcel.	Hospital	P	71.9	28.1	Pass
Contra Costa	Bay Area	Mount Diablo Unified School District	GO Bond	\$348,000,000	K-12 School Facilities	C	60.9	39.1	Pass
Contra Costa	Bay Area	West Contra Costa Unified School District	GO Bond	\$380,000,000	K-12 School Facilities	D	62.5	37.5	Pass
Humboldt	Other	Blue Lake Union Elementary School District	GO Bond	\$2,000,000	K-12 School Facilities	K	65.2	34.8	Pass
Humboldt	Other	Rohnerville School District	GO Bond	\$5,000,000	K-12 School Facilities	M	59.2	40.8	Pass
Humboldt/Mendocino	Other	Southern Humboldt Unified School District	GO Bond	\$25,200,000	K-12 School Facilities	L	64.1	35.9	Pass
Imperial	San Diego/Inland Empire	Calipatria Unified School District	GO Bond	\$25,000,000	K-12 School Facilities	I	48.4	51.6	Fail
Inyo	Other	Big Pine School District	GO Bond	\$4,100,000	K-12 School Facilities	A	62.0	38.0	Pass
Kings/Tulare	Central Valley	Corcoran Joint Unified School District	GO Bond	\$24,700,000	K-12 School Facilities	Q	51.4	48.6	Fail
Los Angeles	Los Angeles	Los Angeles Unified School District	Special Tax	Parcel Tax: Levy a temporary \$100 annual education parcel tax ending after four years.	K-12 School Facilities	E	53.0	47.1	Fail
Los Angeles	Los Angeles	Lynwood Unified School District	GO Bond	\$37,400,000	K-12 School Facilities	AA	50.7	49.3	Fail
Mendocino	Other	Anderson Valley Unified School District	GO Bond	\$15,250,000	K-12 School Facilities	A	62.3	37.7	Pass
Mendocino	Other	Willits Unified School District	GO Bond	\$43,000,000	K-12 School Facilities	B	61.6	38.4	Pass

**TABLE E**

**SUMMARY OF LOCAL GOVERNMENT BOND AND TAX MEASURES<sup>1</sup>, BY PURPOSE, PRIMARY ELECTION, JUNE 8, 2010**

COUNTY	REGION	AGENCY	TYPE OF TAX/DEBT	AMOUNT OF BOND/TAX	PURPOSE	MEASURE	% YES	% NO	RESULT
Monterey	Other	Greenfield Union School District	GO Bond	\$8,300,000	K-12 School Facilities	L	59.6	40.4	Pass
Orange	Los Angeles	Buena Park School District	Special Tax	Parcel Tax: Levy an annual parcel tax of \$0.0375 per sq. ft. of building space per each assessor's parcel for four years.	K-12 School Facilities	B	51.7	48.3	Fail
Orange	Los Angeles	Garden Grove Unified School District	GO Bond	\$250,000,000	K-12 School Facilities	A	63.8	36.2	Pass
Sacramento	Central Valley	Arcohe Union School District	GO Bond	\$3,900,000	K-12 School Facilities	A	29.0	71.0	Fail
San Bernardino	San Diego/ Inland Empire	Lucerne Valley Unified School District	GO Bond	\$7,950,000	K-12 School Facilities	S	33.9	66.1	Fail
San Francisco	Bay Area	San Francisco County	Special Tax	Parcel Tax: Levy of an annual parcel tax not to exceed \$32.20 per parcel for single family residential and nonresidential parcels and \$16.10 per dwelling unit for mixed use and multifamily residential parcels.	K-12 School Facilities	A	70.0	30.0	Pass
San Mateo	Bay Area	Cabrillo Unified School District	Special Tax	Parcel Tax: Levy a tax of \$150 per parcel for five years.	K-12 School Facilities	E	71.3	28.7	Pass
Santa Barbara	Other	Hope School District	GO Bond	\$8,000,000	K-12 School Facilities	L2010	69.1	30.9	Pass
Santa Clara	Bay Area	Alum Rock Union Elementary School District	Special Tax	Parcel Tax: Extend and increase the parcel tax by \$48 per parcel to a total of \$160.16 per parcel beginning of July 1, 2010 for five years.	K-12 School Facilities	I	74.4	25.6	Pass
Santa Clara	Bay Area	Campbell Union Elementary School District	GO Bond	\$150,000,000	K-12 School Facilities	G	74.0	26.0	Pass
Santa Clara	Bay Area	Los Gatos Union School District	GO Bond	\$30,900,000	K-12 School Facilities	E	71.5	28.5	Pass
Santa Clara	Bay Area	Milpitas Unified School District	Special Tax	Parcel Tax: Levy tax of \$84 per parcel for five years.	K-12 School Facilities	B	70.8	29.2	Pass

**TABLE E**

**SUMMARY OF LOCAL GOVERNMENT BOND AND TAX MEASURES<sup>1</sup>, BY PURPOSE, PRIMARY ELECTION, JUNE 8, 2010**

COUNTY	REGION	AGENCY	TYPE OF TAX/DEBT	AMOUNT OF BOND/TAX	PURPOSE	MEASURE	% YES	% NO	RESULT
Santa Clara	Bay Area	Mount Pleasant Elementary School District	Special Tax	Parcel Tax: Levy an annual tax of \$95 per parcel for five years.	K-12 School Facilities	H	71.4	28.6	Pass
Santa Clara	Bay Area	Mountain View-Los Altos Union High School District	GO Bond	\$41,300,000	K-12 School Facilities	A	77.7	22.3	Pass
Santa Clara	Bay Area	Oak Grove School District	Special Tax	Parcel Tax: Continue existing special tax of \$68 per parcel for four years.	K-12 School Facilities	C	73.1	26.9	Pass
Sonoma	Bay Area	Mark West Union School District	GO Bond	\$14,000,000	K-12 School Facilities	C	58.9	41.1	Pass
Mono	Other	City of Mammoth Lakes	Special Tax	Utility Users Tax: With no increase to the current rate of 2.5%, extend the tax.	Mobility/Recreation/Arts and Culture	U	67.5	32.5	Pass
Modoc	Other	City of Alturas	Special Tax	Mosquito Abatement Tax: \$1.50 per water meter through June 30, 2014.	Mosquito Abatement	O	79.5	20.5	Pass
Contra Costa	Bay Area	County Service Area P-6, Zone 3111	Special Tax	Parcel Tax: Levy parcel tax in the unincorporated area of El Sobrante, at an initial annual amount of \$38 per parcel for single-family, residential parcels beginning 7/1/2010, and ending 6/30/2015.	Police Services	E	47.3	52.7	Fail
Contra Costa	Bay Area	Kensington Police Protection and Community Services District	Special Tax	Parcel Tax: Impose a parcel tax not to exceed \$200 for single family residential parcels beginning fiscal year 2010/11.	Police Services	G	68.8	31.2	Pass
San Luis Obispo	Other	City of Arroyo Grande	GO Bond	\$6,000,000	Police Station/ Fire Station (Bond Refinancing)	A-10	65.1	34.9	Fail
Riverside	San Diego/ Inland Empire	City of Desert Hot Springs	Special Tax	Parcel Tax: Renew the existing annual public safety parcel tax rates for a period of 10 years.	Police/Firefighters/ Paramedics/ Emergency Communications Equipment/ Gang and Drug Prevention	G	82.7	17.3	Pass

**TABLE E**

**SUMMARY OF LOCAL GOVERNMENT BOND AND TAX MEASURES<sup>1</sup>, BY PURPOSE, PRIMARY ELECTION, JUNE 8, 2010**

COUNTY	REGION	AGENCY	TYPE OF TAX/DEBT	AMOUNT OF BOND/TAX	PURPOSE	MEASURE	% YES	% NO	RESULT
Alameda	Bay Area	Berkeley Community Facilities District No. 2	Special Tax Bond	\$22,500,000 GO bond to replace, renovate, and construct pools; levy a special tax not to exceed \$0.0258 per sq. ft. of building area to finance that indebtedness and not to exceed \$0.0126 to maintain pools and operate aquatics programs.	Pools	C	62.2	37.8	Fail
San Bernardino	San Diego/Inland Empire	City of Rialto	Special Tax	Special Tax: Restore the rate of the special tax imposed in 1958 to fund City contributions to the Public Employee Retirement System for city employees.	Public Employees' Retirement	RR	26.0	74.0	Fail
Marin	Bay Area	City of San Rafael	Special Tax	Parcel Tax: Levy \$49 per parcel annually for seven years.	Public Library Services	C	70.3	29.7	Pass
Marin	Bay Area	Marin County Free Library District	Special Tax	Parcel Tax: Levy \$49 per parcel annually for five years.	Public Library Services	A	74.9	25.1	Pass
Marin	Bay Area	Town of San Anselmo	Special Tax	Parcel Tax: Levy \$49 per parcel annually for five years.	Public Library Services	B	75.9	24.1	Pass
Santa Clara	Bay Area	North County Library Authority	Special Tax	Parcel Tax: Continue annual tax for 20 years at rate of \$76 per parcel within Los Altos and Los Altos Hills.	Public Library Services	L	77.6	22.4	Pass
Fresno/Tulare	Central Valley	Cutter-Orosi Joint Unified School District	Special Tax	Parcel Tax: Levy a tax of \$97 per parcel annually.	Recreation Department	P	56.9	43.1	Fail

<sup>1</sup> Percentages in the "% Yes" and "% No" columns may not sum to 100% due to rounding.

<sup>2</sup> Transient occupancy taxes (TOT) usually require a simple majority for voter approval. Although Measure K is a TOT, this measure required two-thirds voter approval instead of the typical simple majority. If the measure had passed, revenue from this tax would have been used for general government purposes as well as parks and recreation, and art and cultural programs.

Source: County election official internet sites supplemented by telephone inquiries. Information is accurate as of July 16, 2010.







915 Capitol Mall, Room 400, Sacramento, CA 95814  
p 916.653.3269 • f 916.654.7440  
[cdiac@treasurer.ca.gov](mailto:cdiac@treasurer.ca.gov)  
[www.treasurer.ca.gov/cdiac](http://www.treasurer.ca.gov/cdiac)