

***Charter  
School  
Facility  
Grant  
Program***

**2018-19**

***Annual  
Funding  
Report***



## **Table of Contents**

<b>Introduction</b>	<b>1</b>
Program Background	1
Highlights for 2018-19 Funding Round	2
<b>Program Demographics</b>	<b>3</b>
Foster, Homeless, and Socioeconomically Disadvantaged (SED) Youth	4
<b>Regional Funding</b>	<b>6</b>
2018-19 Heat Map	6
Awards by Region	6
Awardees by Region	7
<b>2018-19 Oversubscription</b>	<b>7</b>
<b>2018-19 Total Awards Breakdown</b>	<b>8</b>
<b>2018-19 Program Award Breakdown</b>	<b>8</b>
Lease and Other Costs	8
<b>Summary</b>	<b>9</b>
<b>Addendum - 2018-19 Award Recipients</b>	<b>10</b>

# Charter School Facility Grant Program 2018-19 Annual Funding Report

## Introduction

Pursuant to Section 47614.5(h) of the Education Code, the California School Finance Authority (CSFA or Authority) is required to present fund details of the Charter School Facility Grant Program (Program) every fiscal year. Given the nature of the Program's funding cycle, CSFA is reporting on the 2018-19 funding round rather than reporting on program funding ending on June 30, 2019, as disbursements for each founding round are often made during multiple fiscal years. Included in the report are Program updates and highlights for the 2018-19 funding round.

## Program Background

Senate Bill 740, authored by Senator Jack O'Connell in 2002, established the Charter School Facility Grant Program (Program). Given that Senate Bill 740 created the program, the program is commonly referred to as the "SB 740 Program" as well as the Charter School Facility Grant Program. From its enactment in 2002 through 2012-13, the California Department of Education (CDE) administered the Program. In the Governor's 2013-14 Budget, the Program's administration was transferred from CDE to the Authority. The Program provides annual grants to offset annual on-going facility costs for charter schools serving a high percentage of students eligible for *free or reduced-price meals* (FRPM) or for charter schools located within a public elementary school boundary that serves a similar demographic for FRPMs.

Prior to the 2016-17 Funding Round, the Program was typically undersubscribed, which resulted in the Authority not awarding the entire annual apportionment. Subsequently, the California Department of Finance (DOF) implemented a programmatic change, and reduced the FRPM program eligibility threshold from 70% to 55%. Since this change went into effect, the number of Program applicants, along with the percentage of funding disbursed has steadily risen. The chart below provides historical information related to Program apportionments, amounts awarded to schools, the number of applicants as well as the percentage of funding disbursed to schools.

<i>History of Apportionments, Awards, and Distribution Allocation for the Charter School Facility Grant Program</i>				
<b>Fiscal Year</b>	<b>State Budget Appropriation</b>	<b>Funds Awarded</b>	<b>Percentage of State Budget Appropriation Disbursed</b>	<b>School Awardees</b>
2011-2012*	\$76,509,000	\$5,166,452	6.75%	43
2012-2013*	\$92,031,000	\$37,525,209	40.77%	261
2013-2014	\$92,031,000	\$65,575,245	71.25%	318
2014-2015	\$92,031,000	\$74,902,988	81.39%	331
2015-2016	\$112,031,000	\$89,969,742	80.31%	372
2016-2017	\$112,031,000	\$98,667,899	88.07%	396
2017-2018	\$133,177,000	\$133,177,000	100.00%	418
2018-2019	\$136,786,000	\$136,786,000	99.79%	418
<b>Total</b>	<b>\$678,087,000</b>	<b>\$641,770,536</b>	<b>94.64%</b>	<b>547</b>
<i>* Program under CDE administration; upon program transfer, the Authority issued \$42,691,661 in disbursements to schools that had applied through CDE</i>				

**Highlights for 2018-19 Funding Round**

- The appropriation of \$136.79 million was awarded to 418 California charter schools.
- This funding round was oversubscribed:
  - The full 75% of reimbursable lease costs were awarded;
  - Awards for Other Costs<sup>1</sup> were prorated at 44.46%, meaning applicants received less than half of what they were eligible to receive.
- The Program reimbursed 640 leases, of which 248 (39%) were new facility agreements.

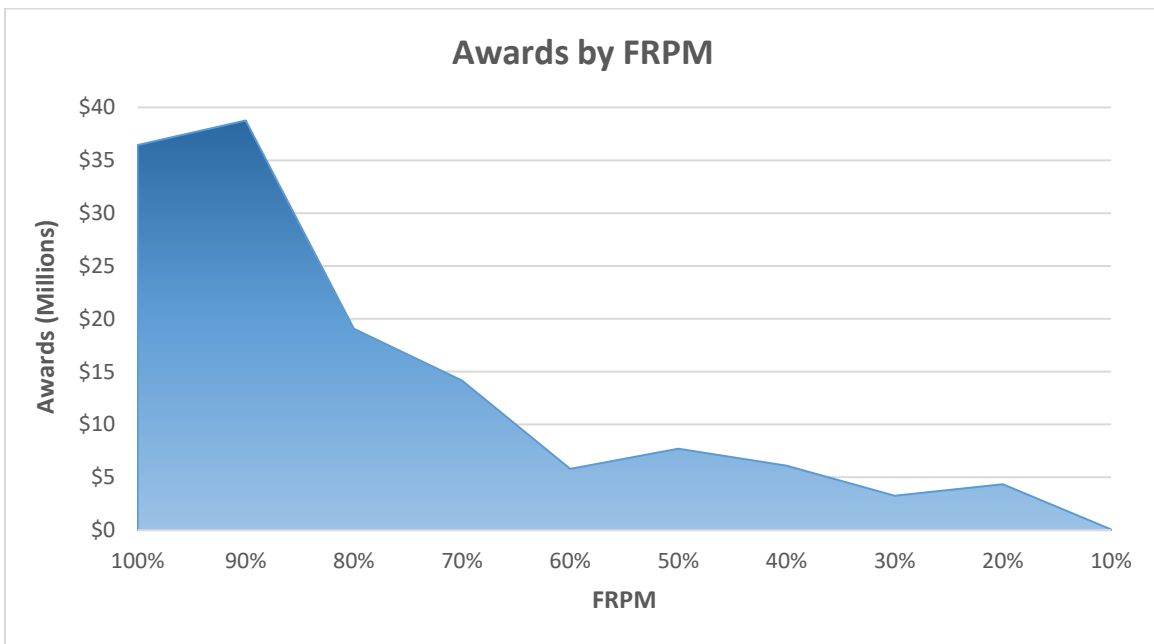
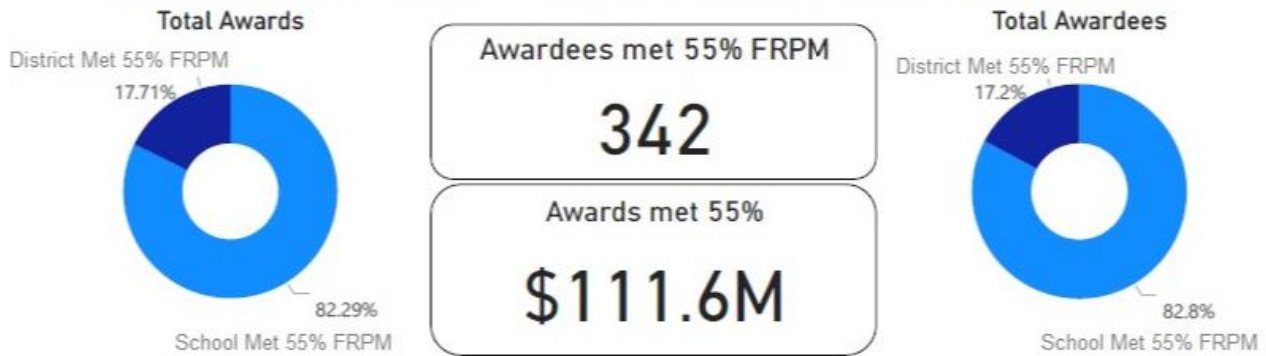
---

<sup>1</sup> Other Costs are non-rent facilities costs including remodeling buildings, deferred maintenance, built-in equipment, and improving sites.

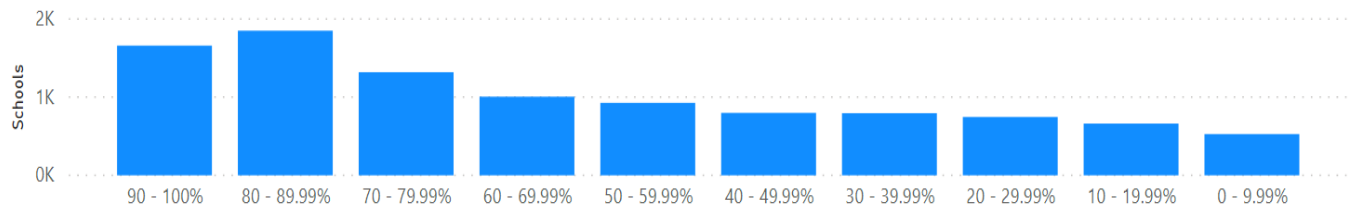
## Program Demographics

The majority of 2018-19 Program Awardees continue to be charter schools serving 55% or more students receiving FRPM. The remaining charter schools received funding for facilities located within the attendance area of an elementary school serving 55% or more students eligible for FRPM. Pursuant to Education Code 47614.5(c)(2)(A), charter schools meeting program eligibility based on their location within a high FRPM elementary school attendance boundary are required to provide preference in admissions to students currently enrolled or residing within the boundaries of that local elementary school. The single highest category of awards fell in the range of 80 – 89.9% of students receiving FRPM.

### 2018-19 SB740 Awards - Schools Serving Impoverished Students



FRPM in California



- Approximately \$112 million of the \$137 million appropriated<sup>2</sup> (82%) was awarded to schools serving 55% or more students receiving FRPM.
- Of the 413 charter schools that received funding in 2018-19, 342 (approximately 83%) serve 55% or more students receiving FRPM.
- The approximately \$25 million (18%) of funding remaining was awarded to 71 charter schools (approximately 17% of awardees) that are located within the attendance boundary of an elementary school serving at least 55% students eligible for FRPM and that give preference in admissions to students in that attendance area.

Historically, the Authority has accepted various forms of evidence to meet the preference in admissions requirement, including: the charter petition; a resolution adopted by the charter school's governing Board; or the admissions policy posted on the school's website. In adherence to recent changes to Education Code 47605, the Authority began requiring the preference language to be included in the charter petition, which required many charter schools to seek a material revision to their charter petition from their charter authorizers.

### Foster, Homeless, and Socioeconomically Disadvantaged (SED) Youth

Within the eligibility criteria described above, the Program provides funding to several California charter schools serving foster and homeless as well as SED<sup>3</sup> youth. The following charts provide a breakdown of funds reimbursing facility costs occupied by these subgroups. Like prior funding rounds, the 2018-19 funding round saw an increase in funds awarded to charter schools serving these demographics. The second chart has the total SB 740 Program Awards each year shown with

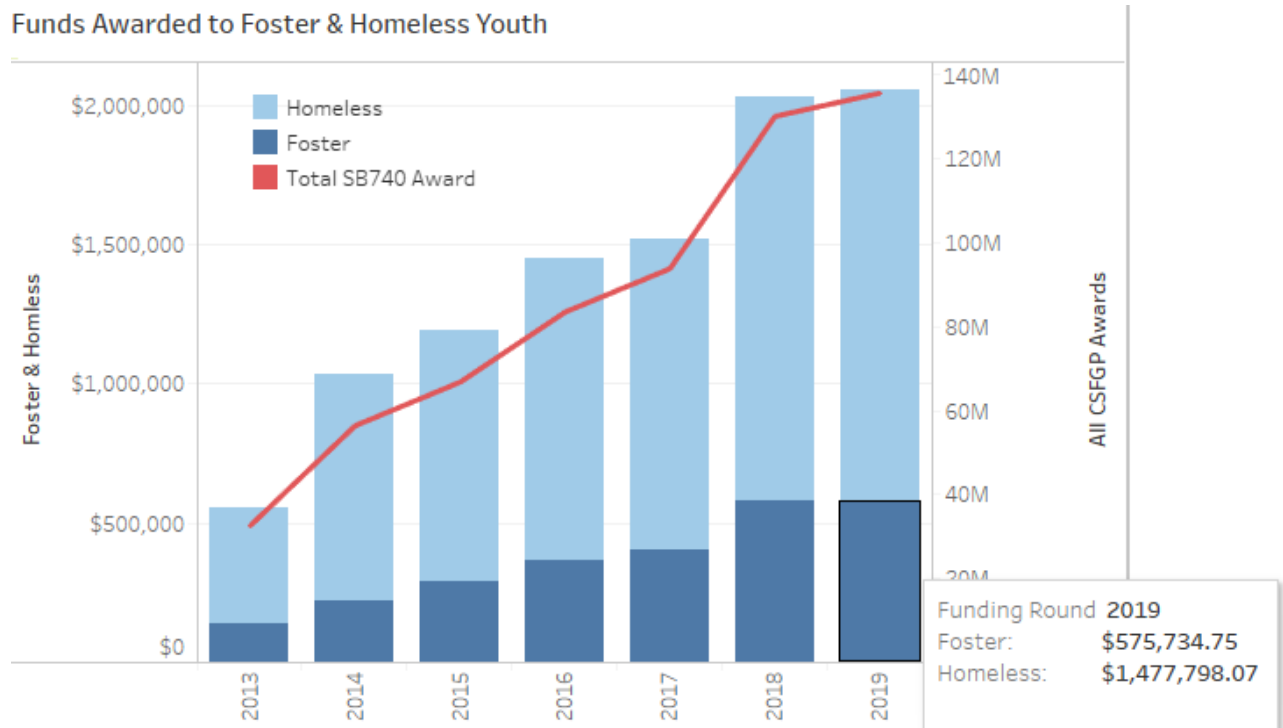
---

<sup>2</sup> Effective January 1, 2018, Education Code 47605 required all charter approvals and renewals, taking place on or after January 1, 2018, to have the preference in admission policies approved by the chartering authority at a public hearing.

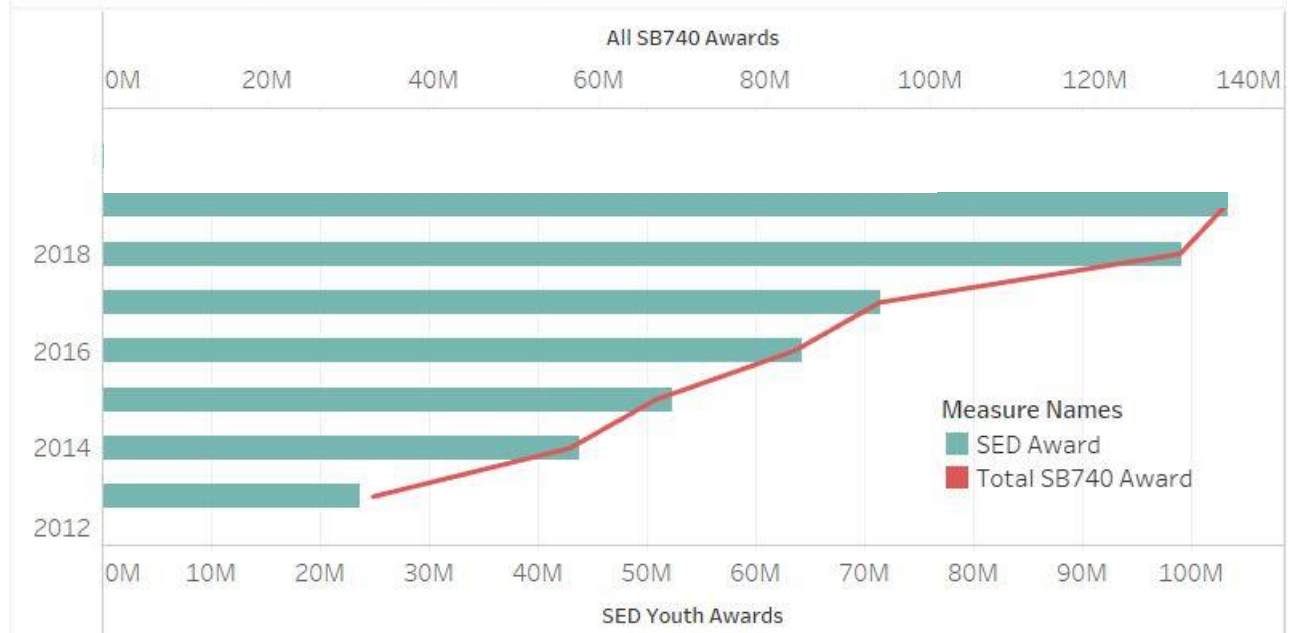
<sup>3</sup> SED youth refers to students that meet any of the following criteria: neither of the student's parents have received a high school diploma; the student is eligible for free or reduced-price meals; the student is homeless; the student is a migrant; or the student is under foster care.

the red line referencing the top axis peaking at \$140 million; the awards to SED Youth each year are shown in the bars referencing the bottom axis peaking at \$100 million.

Funds Awarded to Foster & Homeless Youth



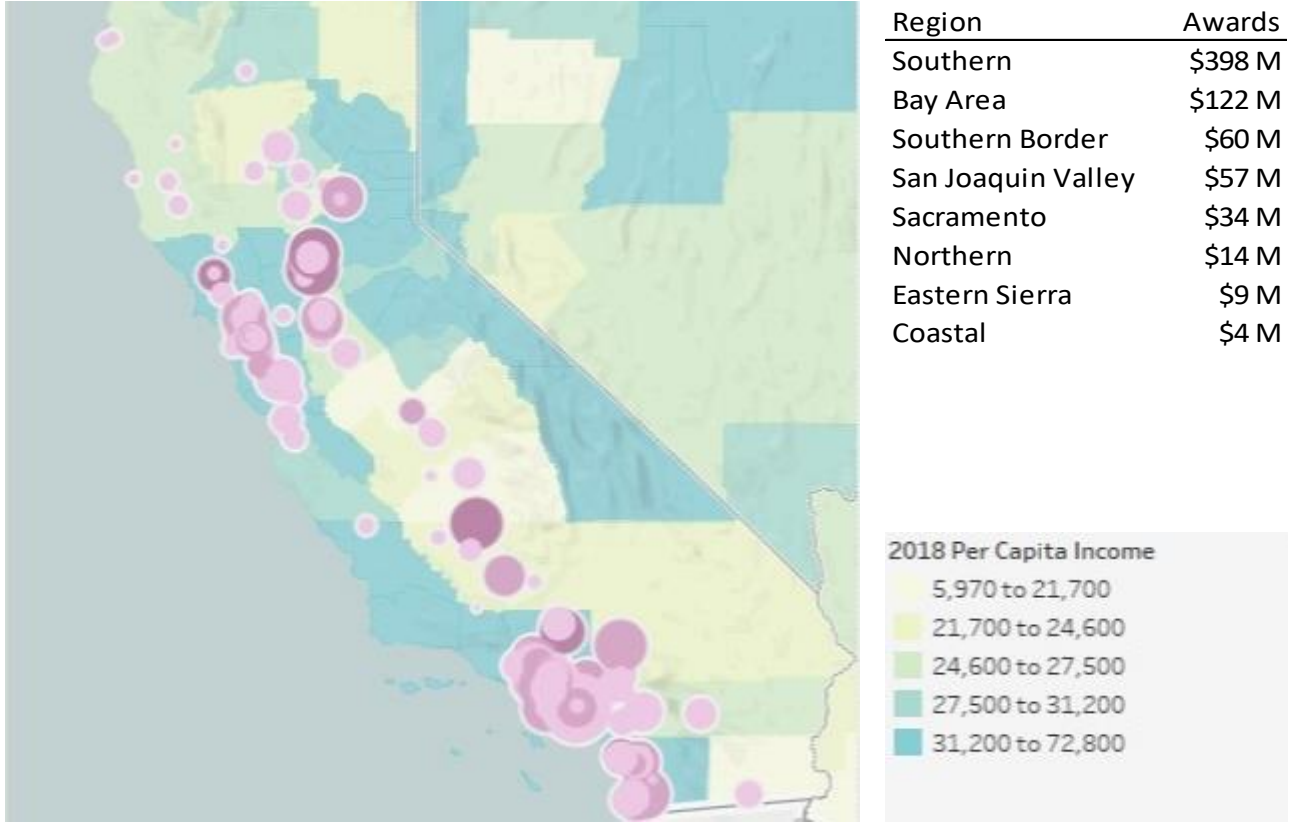
Socioeconomically Disadvantaged (SED)



## Regional Funding

The majority of Program awardees are located in the Southern<sup>4</sup>, Bay Area, Southern Border, and San Joaquin Valley Regions as reflected in the charts below. As illustrated by the 2018-19 Heat Map, awards were disbursed among regions with a wide range of per capita incomes and many of the largest award recipients serve a considerable number of socioeconomically disadvantaged students.

### 2018-19 Heat Map

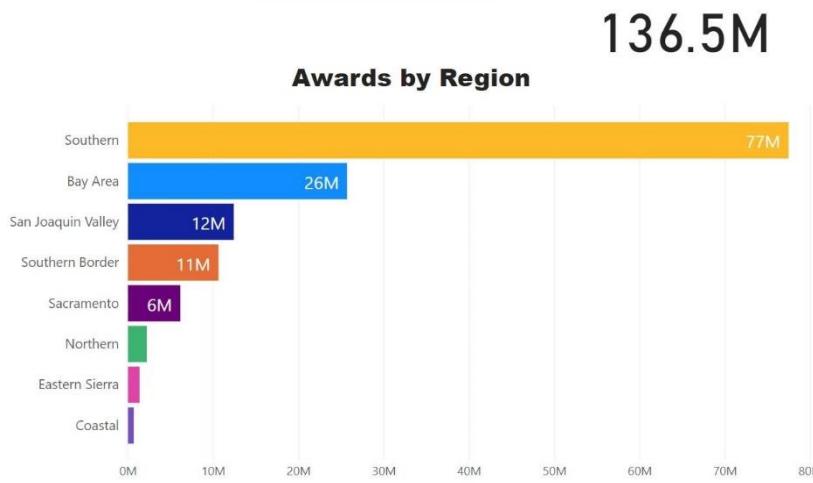



---

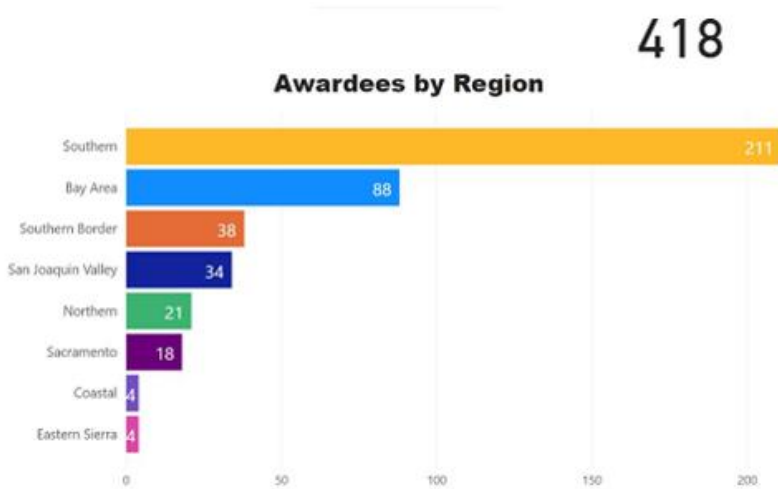
<sup>4</sup> Southern Region: Los Angeles, Orange, Riverside, San Bernardino, and Ventura Counties.



## Awards by Region



## Awardees by Region



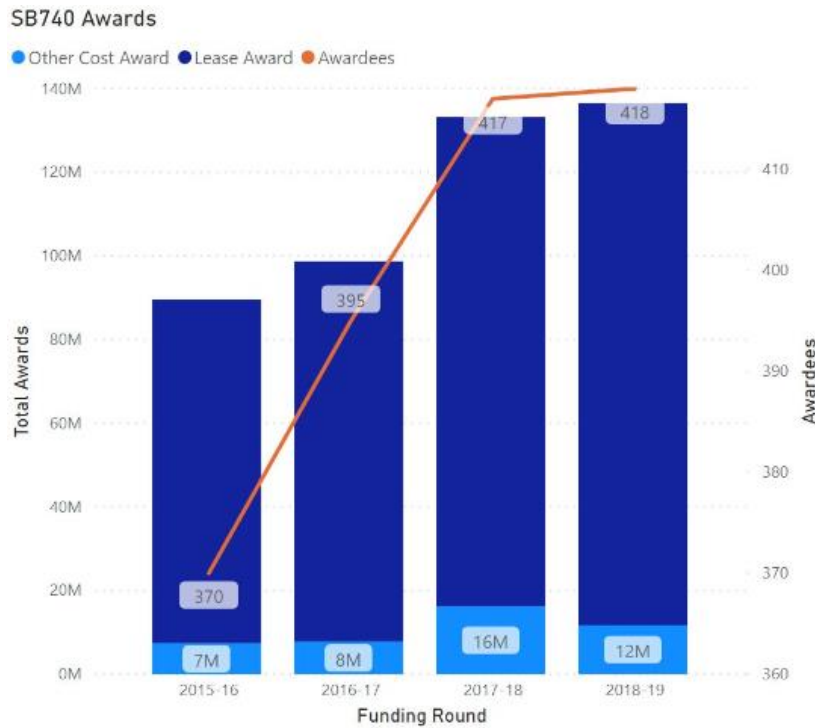
## 2018-19 Oversubscription

Pursuant to Section 47614.5(f) of the Education Code, Program funds should first be used for rent and lease costs. If funds remain, the Program may reimburse Other Costs, to a maximum of 75% of costs submitted. If there are insufficient funds to reimburse the requested Other Costs, awards will be prorated. Similarly, in the event the requested eligible rent and lease costs exceed the amount of funds available, eligible rent and lease costs will be prorated, and CSFA will not reimburse for Other Costs. The 2018-19 funding round was oversubscribed yet had sufficient funding to fully award 75% of all eligible lease costs. Of the 418 award recipients, 270 awardees requested and received reimbursement for Other Costs, which were prorated at 44.46%.

2018-19 Total Awards Breakdown	
2018-19 Appropriation	\$136,786,000
Awards for Lease Costs	\$125,083,686
Awards for Other Costs	\$26,319,250
Total Funds Needed	\$151,402,937
Remaining Balance Unfunded	<b>\$14,616,937</b>
Pro-Rata Determination	
Other Costs	\$26,319,250
Funds Remaining for Other Costs	\$11,702,313
Pro Rata Rate	44.46%

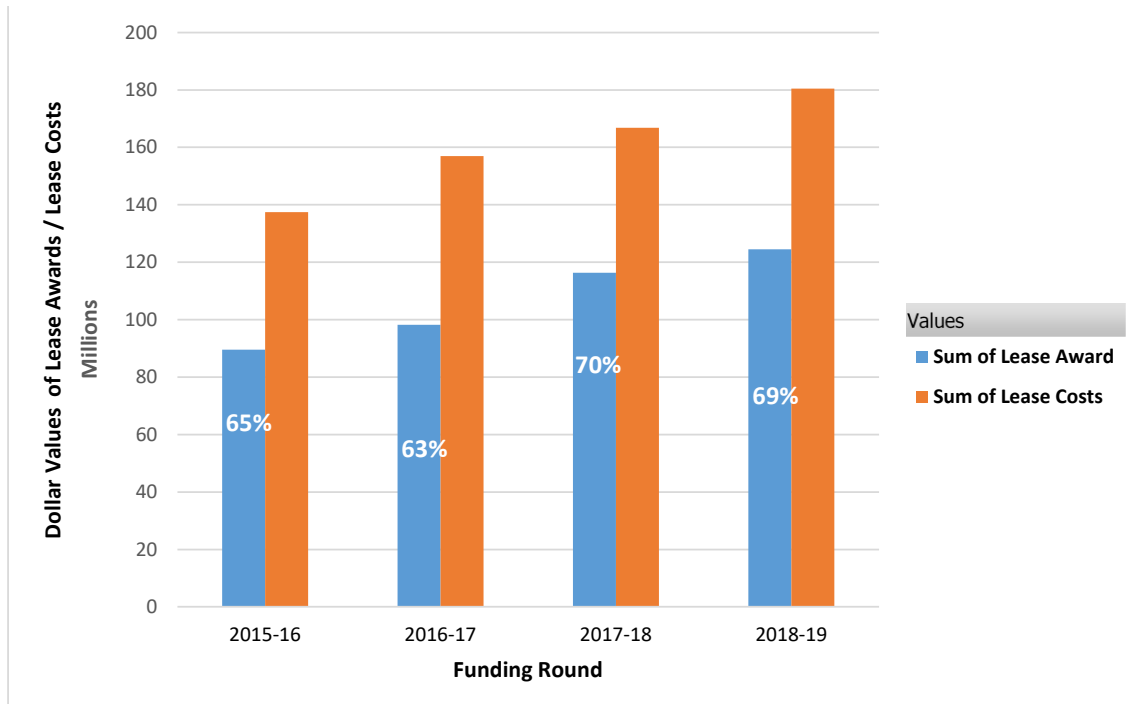
### 2018-19 Program Award Breakdown

With the steady increase in lease costs, and minimal increases in total Program appropriation, awards for Other Costs in 2018-19 decreased compared to awards for Other Costs in 2017-18. The first chart shows the Total Awards of Leases and Other Costs in stacked columns referencing the left Y axis, and the number of Awardee on the red line referencing the right Y axis.



The second chart shows the Lease Awards compared to the Lease Costs, with the addition of the Lease Awards as a percentage of the Lease Costs indicated in white.

**Lease Awards and Lease Costs  
(Including Awards as % of Costs)**



**Summary**

CSFA had a successful funding round in 2018-19, awarding approximately \$137 million to charter schools serving socioeconomically disadvantaged youth throughout California. The Authority was able to award the maximum lease amount (75% of all eligible lease costs) allowed by Program regulations, as well as nearly 45% of eligible Other Costs.

Looking forward, the global pandemic, COVID-19, will significantly affect the financial health of California charter schools. As of the date of printing, it is anticipated that the total program appropriation will not be increased by the cost of living adjustment, determined by the Governor’s Budget, as it has been in previous years. Withstanding these unfortunate circumstances, the Authority continues to be diligent in its work to best support the viability of these schools and the students they serve.

### Addendum - 2018-19 Award Recipients

Charter Schools	CDS	Initial Award	Second Award	True-up Award	Total Awarded
Academia Avance Charter	19769680109926	\$146,250.00	\$73,125.00	\$131,628.48	\$351,003.48
Academia Moderna Charter School	19647330120097	\$217,102.00	\$108,551.00	\$136,100.23	\$461,753.23
Accelerated	19647336112536	\$18,488.00	\$9,244.00	\$9,243.60	\$36,975.60
Accelerated Achievement Academy	23656152330454	\$51,465.00	\$25,732.00	\$40,686.58	\$117,883.58
ACE Empower Academy (ACE Charter School)	43104390116814	\$152,771.00	\$76,386.00	\$76,385.53	\$305,542.53
ACE Esperanza Middle	43694500129247	\$72,544.00	\$36,272.00	\$36,272.59	\$145,088.59
Achieve Charter School of Paradise Inc.	04615310110338	\$41,586.00	\$20,793.00	\$33,435.40	\$95,814.40
Alameda Community Learning Center	01611190130609	\$20,700.00			\$20,700.00
Albert Einstein Academy Charter Middle	37683380111898	\$333,651.00	\$166,825.00	\$165,667.19	\$666,143.19
All Tribes Charter	37754166119275	\$3,912.00	\$1,956.00	\$12,122.86	\$17,990.86
All Tribes Elementary Charter	37754160122796	\$4,303.00	\$2,151.00	\$16,785.52	\$23,239.52
Alliance Alice M. Baxter College-Ready High	19647330127217	\$177,498.00	\$88,749.00	\$52,160.20	\$318,407.20
Alliance Cindy and Bill Simon Technology Academy High School	19647330121285	\$254,563.00	\$127,282.00	\$141,098.64	\$522,943.64
Alliance College -Ready Middle Academy #4	19647330120030	\$170,120.00	\$85,060.00	\$146,595.78	\$401,775.78
Alliance College Ready Middle Academy #5	19647330120048	\$163,883.00	\$81,942.00	\$43,366.39	\$289,191.39
Alliance College-Ready Middle Academy #12	19647330128058	\$193,798.00	\$96,899.00	\$135,251.16	\$425,948.16
Alliance College-Ready Middle Academy No. 8	19647330128033	\$191,250.00	\$95,625.00	\$138,853.10	\$425,728.10
Alliance Collins Family College-Ready High School	19647330108936	\$219,862.00	\$109,931.00	\$156,439.04	\$486,232.04
Alliance Gertz-Ressler Richard Merkin 6-12 Complex	19647330106864	\$411,909.00	\$205,955.00	\$284,882.74	\$902,746.74
Alliance Jack H. Skirball Middle School	19647330111518	\$194,925.00	\$97,463.00	\$121,087.71	\$413,475.71
Alliance Judy Ivie Burton Technology Academy High	19647330108894	\$183,806.00	\$91,903.00	\$150,960.24	\$426,669.24
Alliance Kory Hunter Middle School	19647330128041	\$193,806.00	\$96,903.00	\$139,971.86	\$430,680.86
Alliance Leichtman-Levine Environmental High	19647330117606	\$243,750.00	\$121,875.00	\$135,266.16	\$500,891.16

<b>Charter Schools</b>	<b>CDS</b>	<b>Initial Award</b>	<b>Second Award</b>	<b>True-up Award</b>	<b>Total Awarded</b>
Alliance Marc and Eva Stern Math and Science School	19647330111658	\$258,397.00	\$129,199.00	\$172,606.14	\$560,202.14
Alliance Margaret M. Bloomfield Technology High	19647330124941	\$193,630.00	\$96,815.00	\$124,380.61	\$414,825.61
Alliance Marine - Innovation and Technology 6-12 Complex	19647330132084	\$302,504.00	\$151,252.00	\$343,168.13	\$796,924.13
Alliance Ouchi-O'Donovan 6-12 Complex	19647330111641	\$453,230.00	\$226,615.00	\$280,735.96	\$960,580.96
Alliance Patti and Peter Neuwirth Leadership Academy	19647330111492	\$242,199.00	\$121,099.00	\$154,387.93	\$517,685.93
Alliance Piera Barbaglia Shaheen Health Services Academy	19647330117598	\$401,578.11	\$25,725.41	\$532.89	\$427,836.41
Alliance Renee and Meyer Luskin Academy High	19647330124891	\$258,397.00	\$129,199.00	\$148,041.37	\$535,637.37
Alliance Susan and Eric Smidt Technology High	19647330123133	\$249,146.00	\$124,573.00	\$127,125.55	\$500,844.55
Alliance Ted K. Tajima High	19647330123141	\$189,094.00	\$94,547.00	\$139,201.62	\$422,842.62
Alliance Virgil Roberts Leadership Academy	19647330128009	\$193,806.00	\$96,903.00	\$128,038.42	\$418,747.42
Almond Acres Charter Academy	40688250125807	\$21,784.00	\$10,892.00	\$11,960.11	\$44,636.11
Alternatives in Action	01611190130625	\$38,060.00	\$19,030.00	\$20,821.44	\$77,911.44
America's Finest Charter School	37683380136663	\$25,073.00	\$12,537.00	\$23,731.56	\$61,341.56
Anahuacalmecac	19647330132928	\$156,072.00	\$78,036.00	\$84,153.04	\$318,261.04
Animo Ellen Ochoa Charter Middle	19647330123992	\$206,133.00	\$103,067.00	-\$96,123.83	\$213,076.17
Animo Inglewood Charter High School	19646341996586	\$253,915.00	\$126,958.00	\$126,957.67	\$507,830.67
Animo James B. Taylor Charter Middle	19647330124008	\$105,799.00	\$52,900.00	\$141,648.00	\$300,347.00
Animo Jefferson Charter Middle School	19647330122481	\$246,639.00	\$123,319.00	\$16,762.76	\$386,720.76
Animo Mae Jemison Charter Middle	19647330129270	\$193,630.00	\$96,815.00	\$96,814.32	\$387,259.32
Animo Pat Brown Charter High School	19647330106849	\$185,971.00	\$92,986.00	\$367,388.97	\$646,345.97
Animo Ralph Bunche Charter High School	19647330111575	\$246,639.00	\$123,319.00	\$16,762.76	\$386,720.76
Animo South Los Angeles Charter	19647330102434	\$215,540.00	\$107,770.00	\$183,908.16	\$507,218.16
Animo Watts College Preparatory Academy	19647330111625	\$185,971.00	\$92,986.00	\$169,123.69	\$448,080.69
Animo Westside Charter Middle School	19647330122499	\$232,462.00	\$116,231.00	\$115,578.19	\$464,271.19
Antioch Charter Academy II	07616480115063	\$13,843.00	\$6,921.00	\$23,349.95	\$44,113.95
ARISE High School	01612590115238	\$339,076.14			\$339,076.14

<b>Charter Schools</b>	<b>CDS</b>	<b>Initial Award</b>	<b>Second Award</b>	<b>True-up Award</b>	<b>Total Awarded</b>
Arts in Action Community Charter School	19647330123158	\$119,922.00	\$59,961.00	\$101,404.12	\$281,287.12
Arts in Action Community Middle School	19647330134205	\$39,974.00	\$19,987.00	\$42,566.67	\$102,527.67
Aspen Meadow Public	10621660133942	\$22,500.00	\$11,250.00	\$48,506.99	\$82,256.99
Aspen Valley Prep Academy	10621660106740	\$63,000.00	\$31,500.00	\$86,975.16	\$181,475.16
Aspire Alexander Twilight College Preparatory Academy	34674470120469	\$166,868.00	\$83,434.00	\$138,028.21	\$388,330.21
Aspire Alexander Twilight Secondary Academy	34674470121467	\$189,814.00	\$94,907.00	\$151,108.68	\$435,829.68
Aspire APEX Academy	39686760121541	\$63,043.00	\$62,682.79	\$63,657.56	\$189,383.35
Aspire Benjamin Holt College Prep Academy	39685850101956	\$153,122.00	\$76,561.00	\$169,185.20	\$398,868.20
Aspire Benjamin Holt Middle	39685850133678	\$205,050.00	\$102,525.00	\$159,544.82	\$467,119.82
Aspire Capitol Heights Academy	34674390102343	\$40,730.00	\$20,365.00	\$42,337.27	\$103,432.27
Aspire Centennial College Preparatory Academy	19647330126797	\$159,292.00	\$79,646.00	\$134,571.70	\$373,509.70
Aspire College Academy	01612590128413	\$81,149.00	\$40,575.00	\$74,195.33	\$195,919.33
Aspire East Palo Alto Charter School	41689990134197	\$155,241.00	\$77,620.00	-\$14,529.55	\$218,331.45
Aspire ERES Academy	01612590120188	\$44,482.00	\$22,241.00	\$47,394.92	\$114,117.92
Aspire Golden State College Preparatory Academy	01612590118224	\$244,121.00	\$122,060.00	\$206,167.09	\$572,348.09
Aspire Junior Collegiate Academy	19647330114884	\$135,546.00	\$67,773.00	\$108,527.32	\$311,846.32
Aspire Langston Hughes Academy	39686760118497	\$303,071.00	\$303,070.39	\$97,740.27	\$703,881.66
Aspire Lionel Wilson College Preparatory Academy	01612590130666	\$210,798.00	\$105,399.00	\$164,981.56	\$481,178.56
Aspire Monarch	01612596117568	\$147,117.00	\$73,559.00	\$106,048.66	\$326,724.66
Aspire Pacific Academy	19647330122721	\$208,717.00	\$104,359.00	\$158,700.06	\$471,776.06
Aspire Port City Academy	39686760114876	\$169,300.00	\$169,300.42	\$49,012.65	\$387,613.07
Aspire Richmond California College	07617960132100	\$196,594.00	\$98,297.00	\$185,119.96	\$480,010.96
Aspire Richmond Technology Academy	07617960132118	\$129,219.00	\$64,609.00	\$113,263.79	\$307,091.79
Aspire River Oaks Charter School	39685856118921	\$140,933.00	\$70,466.00	\$166,757.93	\$378,156.93
Aspire Summit Charter Academy	50710430112292	\$96,107.00	\$48,053.00	\$121,512.20	\$265,672.20
Aspire Titan Academy	19647330120477	\$138,916.00	\$69,458.00	\$108,788.67	\$317,162.67
Aspire Triumph Technology Academy	01612590130732	\$94,177.00	\$47,089.00	\$76,890.41	\$218,156.41
Aspire University Charter School	50711670137265	\$136,808.00	\$68,404.00	\$172,128.06	\$377,340.06



<b>Charter Schools</b>	<b>CDS</b>	<b>Initial Award</b>	<b>Second Award</b>	<b>True-up Award</b>	<b>Total Awarded</b>
Aspire Vanguard College Prep Academy	50711750120212	\$190,035.00	\$95,017.00	\$147,539.05	\$432,591.05
Aspire Vincent Shalvey Academy	39685856116594	\$55,660.00	\$27,830.00	\$171,990.12	\$255,480.12
Aurum Preparatory Academy	01100170137448	\$46,970.00	\$23,485.00	\$27,475.86	\$97,930.86
Aveson Global Leadership Academy	19648810113464	\$175,591.00	\$87,796.00	\$109,406.27	\$372,793.27
Aveson School of Leaders	19648810113472	\$5,294.00	\$2,647.00	\$2,933.18	\$10,874.18
B. Roberto Cruz Leadership Academy	43694270131995	\$101,625.00	\$50,813.00	\$88,515.01	\$240,953.01
Ballington Academy for the Arts & Sciences - San Bernardino	36678760133892	\$87,430.00	\$43,715.00	\$76,530.82	\$207,675.82
Ballington Academy for the Arts and Sciences	13631230118455	\$138,193.00	\$69,096.00	\$99,219.15	\$306,508.15
Barona Indian Charter	37681896120901	\$24,938.00	\$12,469.00	\$12,468.00	\$49,875.00
Baypoint Preparatory Academy	33769430132522	\$135,516.00	\$67,758.00	\$133,558.12	\$336,832.12
Bella Mente Charter School	37684520128223	\$37,250.00	\$18,625.00	\$593,163.80	\$649,038.80
Bert Corona Charter	19647330106872	\$41,598.00	\$20,799.00	\$136,706.02	\$199,103.02
Big Picture High School Fresno	10101080119628	\$125,134.00	\$62,567.00	\$81,263.53	\$268,964.53
Bitney College Prep High School	29102980114314	\$28,361.00	\$14,181.00	\$14,180.93	\$56,722.93
Blue Oak Charter School	04614246119523	\$198,488.00	\$99,244.00	\$88,520.25	\$386,252.25
Caliber- ChangeMakers Academy	48705810134262	\$263,345.00	\$131,673.00	\$242,339.49	\$637,357.49
California Heritage Youthbuild Academy II	53105380125633	\$30,035.00	\$15,017.00	\$20,650.67	\$65,702.67
California School of the Arts San Gabriel Valley	19644690134858	\$101,281.00	\$266,748.85		\$368,029.85
Camino Nuevo Charter Academy	19647336117667	\$197,091.00	\$98,546.00	\$204,840.55	\$500,477.55
Camino Nuevo Elementary No. 3	19647330122564	\$91,500.00	\$45,750.00	\$98,168.10	\$235,418.10
Camino Nuevo High No. 2	19647330127910	\$200,068.00	\$100,034.00	\$140,457.61	\$440,559.61
Carter G. Woodson Public Charter	10621661030840	\$57,843.00	\$28,922.00	\$81,936.18	\$168,701.18
Ceiba College Preparatory Academy	44697990117804	\$97,787.00	\$48,893.00	\$220,171.84	\$366,851.84
Center for Advanced Learning	19647330115139	\$88,375.00	\$44,188.00	\$131,370.69	\$263,933.69
Central City Value School	19647330100800	\$244,562.00	\$122,281.00	\$130,929.15	\$497,772.15
Century Academy for Excellence	19647090112250	\$90,000.00	\$45,000.00	\$64,311.97	\$199,311.97
Century Community Charter School	19647090107508	\$114,719.41	\$42,387.12	\$41,739.00	\$198,845.53
CHAMPS Charter High School	19647330108878	\$388,260.00	\$194,130.00	\$227,621.40	\$810,011.40
Children of Promise Preparatory Academy	19646340121186	\$187,978.00			\$187,978.00
Citrus Springs Charter	30103060134940	\$44,623.00	\$22,311.00	\$31,154.92	\$98,088.92

<b>Charter Schools</b>	<b>CDS</b>	<b>Initial Award</b>	<b>Second Award</b>	<b>True-up Award</b>	<b>Total Awarded</b>
City Heights Preparatory Charter	37683380124347	\$54,872.00	\$27,436.00	\$27,639.81	\$109,947.81
City Language Immersion Charter	19647330127886	\$202,738.00	\$101,369.00	\$139,873.76	\$443,980.76
Civicorps Corpsmember Academy	01612590115386	\$33,274.00	\$16,637.00	\$8,563.06	\$58,474.06
College Bridge Academy	14101400128454	\$106,875.00	\$53,438.00	\$65,094.28	\$225,407.28
Community Outreach Academy	34765050101766	\$316,304.00	\$158,152.00	\$571,619.30	\$1,046,075.30
Community Preparatory Academy	19647330129874	\$108,000.00	\$54,000.00	\$42,354.63	\$204,354.63
Conservatory of Vocal-Instrumental Arts High	01612590132555	\$40,885.00	\$20,442.00	\$21,199.65	\$82,526.65
Crete Academy	19647330135616	\$53,625.00	\$26,813.00	\$49,384.34	\$129,822.34
Delta Bridges Charter	39686270132050	\$39,437.00	\$19,718.00	\$28,325.34	\$87,480.34
Delta Elementary Charter School	34674130114660	\$57,375.00	\$28,688.00	\$57,659.49	\$143,722.49
Discovery Charter Preparatory School #2	19647330115253	\$121,852.00	\$60,926.00	\$95,770.95	\$278,548.95
Discovery Charter School	43104390111880	\$27,639.00	\$13,820.00	\$13,820.00	\$55,279.00
Downtown Charter Academy	01612590129635	\$154,013.00	\$77,007.00	\$106,737.09	\$337,757.09
Downtown College Prep - Alum Rock	43104390123257	\$136,727.00	\$68,364.00	\$118,432.53	\$323,523.53
Downtown College Preparatory	43696664330585	\$147,233.00	\$73,617.00	\$131,607.66	\$352,457.66
Downtown College Preparatory Middle	43696660129718	\$124,729.00	\$62,364.00	\$124,013.74	\$311,106.74
Downtown Value School	19647336119903	\$125,987.00	\$62,993.00	\$103,429.76	\$292,409.76
Dr. Lewis Dolphin Stallworth Sr. Charter School	39686760117853	\$45,000.00	\$45,000.00	\$11,366.93	\$101,366.93
e3 Civic High	37683380127647	\$83,164.04	\$80,120.43	\$3,382.37	\$166,666.84
East Bay Innovation Academy	01612590129932	\$67,151.00	\$33,576.00	\$110,676.57	\$211,403.57
Ednovate - Brio College Prep	19647330135723	\$58,939.00	\$29,469.00	\$120,540.99	\$208,948.99
Ednovate - East College Prep	19647330132282	\$154,994.00	\$77,497.00	\$164,554.52	\$397,045.52
Ednovate - Legacy College Prep.	30103060133983	\$119,334.00	\$59,667.00	\$121,653.18	\$300,654.18
Ednovate - USC Hybrid High College Prep	19647330125864	\$243,297.00	\$121,648.00	\$159,007.73	\$523,952.73
Eel River Charter School	23656072330272	\$7,055.59	\$6,797.36	\$286.96	\$14,139.91
EJE Elementary Academy Charter	37679910108563	\$17,164.00	\$8,582.00	\$14,712.00	\$40,458.00
El Sol Santa Ana Science and Arts Academy	30666706119127	\$208,654.00	\$104,327.00	\$176,952.20	\$489,933.20
Empower Charter School	37683380129387	\$31,875.00	\$15,938.00	\$17,534.30	\$65,347.30
Empowering Possibilities International Charter	57105790132464	\$202,273.00	\$101,137.00	\$101,079.55	\$404,489.55
Encore High School for the Arts - Riverside	33672150132498	\$383,612.00	\$191,806.00	\$248,476.81	\$823,894.81



<b>Charter Schools</b>	<b>CDS</b>	<b>Initial Award</b>	<b>Second Award</b>	<b>True-up Award</b>	<b>Total Awarded</b>
Encore JrSr High School for the Perf. & Visual Arts	36750440116707	\$488,427.00	\$244,213.00	\$278,704.97	\$1,011,344.97
Endeavor College Preparatory Charter School	19647330120014	\$222,750.00	\$111,375.00	\$225,892.82	\$560,017.82
Entrepreneur High	36678760136952	\$238,564.53			\$238,564.53
Environmental Charter High School	19646911996438	\$30,710.00	\$15,355.00	\$72,945.42	\$119,010.42
Environmental Charter Middle School - Gardena	19101990121772	\$144,375.00	\$72,187.00	\$111,391.77	\$327,953.77
Environmental Charter Middle School - Inglewood	19101990127498	\$159,213.00	\$79,607.00	\$107,667.94	\$346,487.94
Envision Academy of Arts and Technology	01100170112607	\$137,025.00	\$68,513.00	\$133,332.01	\$338,870.01
Epic Charter	01100170129403	\$179,632.00	\$89,816.00	\$63,549.04	\$332,997.04
EPIC de Cesar Chavez	29102980130823	\$48,588.00	\$24,294.00	\$36,808.86	\$109,690.86
Epiphany Prep Charter - Escondido	37680980133991	\$143,368.00	\$71,684.00	\$180,005.19	\$395,057.19
Equitas Academy Charter School	19647330119982	\$180,111.00	\$90,056.00	\$174,713.87	\$444,880.87
Equitas Academy Charter School #2	19647330126169	\$144,375.00	\$72,187.00	\$169,373.01	\$385,935.01
Equitas Academy Charter School #3	19647330129650	\$146,816.00	\$73,408.00	\$186,836.20	\$407,060.20
Equitas Academy Charter School #4	19647330133686	\$41,527.00	\$20,764.00	\$65,872.21	\$128,163.21
Escondido Charter High School	37681063731023	\$244,953.00	\$122,477.00	\$125,309.73	\$492,739.73
Escuela Popular Accelerated Family Learning	43694274330726	\$147,065.00	\$73,532.00	\$179,522.48	\$400,119.48
Everest Value	19647330129858	\$103,344.00	\$51,672.00	\$63,669.74	\$218,685.74
Ezequiel Tafoya Alvarado Academy	20652430107938	\$86,669.00	\$43,334.00	\$138,434.94	\$268,437.94
Family First Charter	19643520128488	\$9,176.00	\$4,588.00	\$4,580.52	\$18,344.52
Fenton Charter Leadership Academy	19647330131722	\$155,843.00	\$77,921.00	\$122,173.04	\$355,937.04
Fenton Primary Center	19647330115048	\$300,375.00	\$150,188.00	\$225,944.48	\$676,507.48
Fenton STEM Academy - Elementary Center for Science, Technology, Engineering and Math	19647330131466	\$164,973.00	\$82,487.00	\$97,098.80	\$344,558.80
Fortune School	34103480136275	\$637,073.00	\$698,207.05		\$1,335,280.05
Fuente Nueva Charter School	12626790109975	\$19,836.00	\$9,918.00	\$22,669.60	\$52,423.60
Gabriella Charter School	19647330108886	\$32,578.13	\$61,688.73	\$1,277.85	\$95,544.71
Gateway International	34674470128124	\$22,441.00	\$11,221.00	\$11,220.99	\$44,882.99
Global Education Academy	19647330114967	\$78,062.00	\$39,031.00	\$67,367.86	\$184,460.86
GOALS Academy	30664230131417	\$84,375.00	\$42,188.00	\$48,662.98	\$175,225.98

<b>Charter Schools</b>	<b>CDS</b>	<b>Initial Award</b>	<b>Second Award</b>	<b>True-up Award</b>	<b>Total Awarded</b>
Grace Hopper STEM Academy	19646340128991	\$54,196.00	\$27,098.00	\$16,980.96	\$98,274.96
Grimmway Academy	15101570124040	\$304,563.00	\$152,282.00	\$240,149.00	\$696,994.00
Grimmway Academy Shafter	15635780135186	\$157,423.00	\$78,711.00	\$144,359.03	\$380,493.03
Growth Public	34674390135343	\$56,949.00	\$28,474.00	\$111,379.26	\$196,802.26
Hardy Brown College Prep	36678760122317	\$195,455.00	\$97,727.00	\$48,945.16	\$342,127.16
Hawthorne Math and Science Academy	19645920100354	\$311,066.00	\$155,533.00	\$137,147.39	\$603,746.39
Health Careers Academy	39686760123802	\$46,960.00	\$46,960.95	\$48,858.41	\$142,779.36
Health Science High	37683380114462	\$44,160.19	\$133,147.05	\$2,758.09	\$180,065.33
Health Science Middle	37683380128066	\$6,503.03	\$6,265.03	\$264.48	\$13,032.54
Heritage K-8 Charter School	37680980101535	\$396,601.00	\$198,300.00	\$198,300.16	\$793,201.16
High Tech High North County	37764710114694	\$232,835.00	\$116,418.00	\$78,417.42	\$427,670.42
High Tech Middle North County	37764710119271	\$121,500.00	\$60,750.00	\$60,750.00	\$243,000.00
Highlands Community Charter	34765050130757	\$256,782.00	\$128,391.00	\$267,111.83	\$652,284.83
Howard Gardner Community Charter School	37680230124321	\$104,082.00	\$52,041.00	\$64,400.93	\$220,523.93
Humphreys College Academy	39686270126755	\$228,861.00	\$114,431.00	\$303,807.53	\$647,099.53
ICEF Inglewood Elementary Charter Academy	19646340120303	\$89,190.00	\$44,595.00	\$81,723.79	\$215,508.79
ICEF Innovation Los Angeles CS	19647330117952	\$108,277.00	\$54,138.00	\$43,821.28	\$206,236.28
ICEF View Park Preparatory Charter	19647336117048	\$258,562.00	\$129,281.00	\$104,862.32	\$492,705.32
ICEF View Park Preparatory Charter High	19647330101196	\$295,852.00	\$147,926.00	\$148,731.89	\$592,509.89
ICEF View Park Preparatory Charter Middle	19647336121081	\$198,465.00	\$99,233.00	\$24,173.14	\$321,871.14
ICEF Vista Elementary Academy	19647330117937	\$56,955.00	\$28,478.00	\$43,328.44	\$128,761.44
ICEF Vista Middle Charter Academy	19647330115287	\$47,880.00	\$23,940.00	\$34,315.20	\$106,135.20
iEmpire Academy	36678760121343	\$67,500.00	\$33,750.00	\$65,210.10	\$166,460.10
iLead Lancaster Charter School	19646670125559	\$316,085.00	\$158,042.00	\$150,334.21	\$624,461.21
Imagine School, Riverside County	33103300125385	\$257,668.00	\$128,834.00	\$201,225.07	\$587,727.07
Impact Academy of Arts & Technology	01611920137646	\$134,543.00	\$67,272.00	\$182,806.04	\$384,621.04
Integrity Charter School	37682210101360	\$136,910.00	\$68,455.00	\$68,454.72	\$273,819.72
Intellectual Virtues Academy	19101990134346	\$33,171.00	\$16,586.00	\$52,364.97	\$102,121.97
Ipakanni Early College Charter School	04615070121509	\$16,875.00	\$8,438.00	\$22,032.37	\$47,345.37
ISANA Himalia Academy	19770810135954	\$122,386.00	\$61,193.00	\$117,271.86	\$300,850.86
ISANA Nascent Academy	19647330108910	\$98,946.00	\$49,473.00	\$98,175.72	\$246,594.72

<b>Charter Schools</b>	<b>CDS</b>	<b>Initial Award</b>	<b>Second Award</b>	<b>True-up Award</b>	<b>Total Awarded</b>
Ivy Academia	19647330106351	\$165,670.00	\$82,835.00	\$74,780.40	\$323,285.40
Ivy Bound Academy Math, Science and Technology Charter Middle #2	19647330128389	\$56,673.00	\$28,337.00	\$46,595.01	\$131,605.01
James Jordan Middle School	19647330109884	\$72,450.00	\$36,225.00	\$80,603.25	\$189,278.25
Jardin de la Infancia	19101990106880	\$12,000.00	\$6,985.76	\$144.71	\$19,130.47
John Henry High School	07617960132233	\$151,754.00	\$75,877.00	\$114,725.56	\$342,356.56
John Muir Charter	29102982930147	\$160,958.00	\$80,479.00	\$136,772.40	\$378,209.40
Journey	33103300138024	\$420,922.19	\$46,163.13	\$956.25	\$468,041.57
Julia Lee Performing Arts Academy	33103300137851	\$71,740.00	\$35,870.00	\$36,445.03	\$144,055.03
Kepler Neighborhood School	10101080127514	\$226,223.00	\$113,111.00	\$57,619.76	\$396,953.76
Kid Street Learning Center	49709126116958	\$27,000.00	\$13,500.00	\$19,830.52	\$60,330.52
King-Chavez Community High	37683380118851	\$191,124.00	\$95,562.00	\$82,258.02	\$368,944.02
King-Chavez Preparatory Academy	37683380111906	\$70,000.00	\$35,000.00	\$286,792.26	\$391,792.26
KIPP Academy of Innovation	19647330128512	\$160,935.00	\$80,467.00	\$169,670.68	\$411,072.68
KIPP Academy of Opportunity	19647330101444	\$185,547.00	\$92,773.00	\$121,219.78	\$399,539.78
KIPP Adelante Preparatory Academy	37683380101345	\$117,000.00	\$58,500.00	\$107,918.35	\$283,418.35
KIPP Bayview Academy	38684780101337	\$61,907.00	\$30,954.00	\$53,331.74	\$146,192.74
KIPP Bridge Academy	01612590115014	\$117,810.00	\$38,662.17		\$156,472.17
KIPP Comienza Community Prep.	19647330121707	\$217,746.00	\$108,873.00	\$429,703.74	\$756,322.74
KIPP Corazon Academy	19647330135517	\$117,264.00	\$58,632.00	\$139,104.00	\$315,000.00
KIPP Empower Academy	19647330121699	\$252,602.00	\$126,301.00	\$178,295.07	\$557,198.07
KIPP Heartwood Academy	43693690106633	\$6,215.00	\$3,108.00	\$3,107.88	\$12,430.88
KIPP Heritage Academy	43694500129205	\$250,275.00	\$125,138.00	\$128,877.02	\$504,290.02
KIPP Ignite Academy	19647330131771	\$84,610.00	\$42,305.00	\$76,441.86	\$203,356.86
KIPP Iluminar Academy	19647330127670	\$297,648.00	\$148,824.00	\$159,821.96	\$606,293.96
KIPP King Collegiate High	01613090114421	\$8,257.00	\$4,128.00	\$4,128.68	\$16,513.68
Kipp LA Prep	19647330100867	\$195,394.00	\$97,697.00	\$177,432.65	\$470,523.65
KIPP Philosopher Academy	19647330125609	\$128,352.00	\$64,176.00	\$100,731.87	\$293,259.87
KIPP Prize Preparatory Academy	43693690129924	\$38,385.00	\$19,193.00	\$37,525.27	\$95,103.27
KIPP Promesa Prep	19647330131797	\$98,748.00	\$49,374.00	\$145,387.19	\$293,509.19
KIPP Raices Academy	19647330117903	\$222,086.00	\$111,043.00	\$203,859.23	\$536,988.23

<b>Charter Schools</b>	<b>CDS</b>	<b>Initial Award</b>	<b>Second Award</b>	<b>True-up Award</b>	<b>Total Awarded</b>
KIPP Scholar Academy	19647330125625	\$113,790.00	\$56,895.00	\$140,165.37	\$310,850.37
KIPP SOL	19647330125641	\$254,012.00	\$127,006.00	\$150,578.62	\$531,596.62
KIPP Vida Preparatory Academy	19647330129460	\$243,738.00	\$121,869.00	\$169,407.31	\$535,014.31
Knowledge Enlightens You (KEY) Academy	01611920127696	\$70,167.00	\$35,084.00	\$102,330.20	\$207,581.20
La Sierra Charter High School	54105465430327	\$77,685.00	\$38,843.00	\$33,385.12	\$149,913.12
Lake County International Charter School	17640550108340	\$8,855.10	\$8,531.01	\$360.15	\$17,746.26
Larchmont Charter School	19647330108928	\$476,423.00	\$238,211.00	\$479,942.01	\$1,194,576.01
LA's Promise Charter High 1	19101990135582	\$31,634.00	\$15,817.00	\$29,308.14	\$76,759.14
LA's Promise Charter Middle 1	19101990134361	\$97,266.00	\$48,633.00	\$71,064.84	\$216,963.84
Latino College Preparatory Academy	43694274330668	\$153,750.00	\$76,875.00	\$142,579.00	\$373,204.00
Lazear Charter Academy	01100176002000	\$17,723.43			\$17,723.43
Leadership Public Schools Hayward	01611920108670	\$128,555.00	\$64,277.00	\$65,913.97	\$258,745.97
Lennox Mathematics, Science and Technology Academy	19647090100602	\$5,203.00	\$2,602.00	-\$968.77	\$6,836.23
Life Learning Academy	38684783830429	\$7,361.26	\$7,091.86	\$299.39	\$14,752.51
Life Source International Charter School	19646670123174	\$103,080.00	\$51,540.00	\$187,984.17	\$342,604.17
Lighthouse Community Charter High School	01612590108944	\$91,350.00	\$45,675.00	\$72,491.09	\$209,516.09
Lighthouse Community Charter School	01612590130633	\$169,650.00	\$84,825.00	\$134,626.34	\$389,101.34
Literacy First Charter School	37103716119119	\$338,083.00	\$169,041.00	\$271,503.77	\$778,627.77
Live Oak Charter School	49708546119036	\$135,880.59	\$49,453.60	\$1,024.41	\$186,358.60
Lodestar- A Lighthouse Community Charter Public	01612590134015	\$397,524.00	\$44,576.33	\$923.39	\$443,023.72
Los Angeles College Prep Academy	19772890109942	\$79,848.00			\$79,848.00
Los Angeles Leadership Academy	19647331996610	\$198,000.00	\$99,000.00	\$99,000.00	\$396,000.00
Los Angeles Leadership Primary Academy	19647330124818	\$147,902.00	\$73,951.00	\$73,951.80	\$295,804.80
Los Feliz Charter Middle School for the Arts	19647330137463	\$21,386.16	\$4,666.33	\$96.66	\$26,149.15
Los Feliz Charter School for the Arts	19647330112235	\$150,326.00	\$75,163.00	\$121,920.77	\$347,409.77
Luis Valdez Leadership Academy	43694270130856	\$53,130.90			\$53,130.90
MAAC Community Charter School	37684113731304	\$217,907.06			\$217,907.06
Magnolia Science Academy 1	19101996119945	\$174,819.00	\$87,409.00	\$388,774.79	\$651,002.79
Magnolia Science Academy 6	19647330117648	\$42,750.00	\$21,375.00	\$26,469.40	\$90,594.40
Magnolia Science Academy 7	19647330117655	\$95,098.00	\$47,549.00	\$80,467.02	\$223,114.02

<b>Charter Schools</b>	<b>CDS</b>	<b>Initial Award</b>	<b>Second Award</b>	<b>True-up Award</b>	<b>Total Awarded</b>
Making Waves Academy	07100740114470	\$437,288.00	\$218,644.00	\$343,050.00	\$998,982.00
Manzanita Middle School	07617966118368	\$40,500.00	\$20,250.00	\$20,981.82	\$81,731.82
Mare Island Technology Academy	48705816116255	\$17,896.28	\$99,453.42	\$2,060.14	\$119,409.84
Math and Science College Preparatory	19647330126136	\$185,625.00	\$92,813.00	\$190,455.84	\$468,893.84
McGill School of Success	37683386113211	\$56,064.00	\$28,032.00	\$44,586.32	\$128,682.32
Metro Charter School	19647330127977	\$99,686.00	\$49,843.00	-\$68,860.49	\$80,668.51
Millennium Charter High School	27102720125765	\$60,238.00			\$60,238.00
MIT Academy	48705814830196	\$21,873.23	\$123,130.70	\$2,550.60	\$147,554.53
Montague Charter Academy	19647336018204	\$79,589.25	\$22,199.19	\$459.84	\$102,248.28
Mueller Charter	37680236037980	\$164,292.00	\$82,146.00	\$143,332.87	\$389,770.87
Multicultural Learning Center	19647336119044	\$202,637.00	\$101,319.00	\$162,000.02	\$465,956.02
Museum School Collaborative	37683386115570	\$56,199.00	\$28,100.00	\$63,008.30	\$147,307.30
Nea Community Learning Center	01611190119222	\$5,175.00	\$2,588.00	\$19,237.00	\$27,000.00
Nevada City School of the Arts	29102980114330	\$106,670.74	\$102,766.83	\$4,338.42	\$213,775.99
NEW Academy of Science and Arts	19647330100289	\$177,539.00	\$88,770.00	\$116,983.39	\$383,292.39
New Designs Charter School	19647330102541	\$491,633.00	\$245,816.00	\$191,024.56	\$928,473.56
New Designs Charter School-Watts	19647330120071	\$197,518.00	\$98,759.00	\$112,426.43	\$408,703.43
New Heights Charter School	19647330111211	\$56,395.00	\$28,198.00	\$42,072.28	\$126,665.28
New Horizons Charter Academy	19647330128371	\$103,849.00	\$51,925.00	\$54,425.36	\$210,199.36
New Los Angeles Charter School	19647330117614	\$165,388.00	\$82,694.00	\$82,693.98	\$330,775.98
New Opportunities Charter	19643520128496	\$33,498.00	\$16,749.00	\$63,259.12	\$113,506.12
New Village Girls Academy	19647330111484	\$39,107.00	\$19,553.00	\$13,486.30	\$72,146.30
New Vision Middle	36678760120006	\$155,470.00	\$77,735.00	\$155,169.20	\$388,374.20
New West Charter School	19756636120158	\$384,062.00	\$228,841.00	\$324,345.11	\$937,248.11
North County Trade Tech High School	37684520114264	\$92,225.00	\$46,112.00	\$24,835.22	\$163,172.22
North Oakland Community Charter School	01612596117972	\$123,543.00	\$61,772.00	-\$4,066.06	\$181,248.94
Norton Science and Language Academy	36103630115808	\$145,866.69	\$52,636.26	\$1,090.34	\$199,593.29
Nova Academy - Coachella	33736760121673	\$89,774.00	\$44,887.00	\$63,763.15	\$198,424.15
Nova Academy - Santa Ana	30666700106567	\$221,996.00	\$110,998.00	\$130,956.03	\$463,950.03
Oakland Charter Academy	01612596111660	\$236,550.00	\$10,718.13	\$222.02	\$247,490.15
Oakland Charter High School	01612590114868	\$217,492.00	\$108,746.00	\$138,351.38	\$464,589.38



<b>Charter Schools</b>	<b>CDS</b>	<b>Initial Award</b>	<b>Second Award</b>	<b>True-up Award</b>	<b>Total Awarded</b>
Oakland Military Institute, College Preparatory Academy	01612590130617	\$55,085.00	\$27,543.00	\$166,355.08	\$248,983.08
Oakland School for the Arts	01612593030772	\$409,146.00	\$204,573.00	\$194,101.63	\$807,820.63
Oakland Unity High School	01612590100065	\$81,864.00	\$40,932.00	\$77,354.76	\$200,150.76
Oakland Unity Middle School	01100170131581	\$96,847.00	\$48,423.00	\$50,465.55	\$195,735.55
Oasis Charter Public School	27659616119663	\$94,050.00	\$47,025.00	\$77,751.74	\$218,826.74
Ocean Charter School	19647330102335	\$101,088.00	\$50,544.00	\$72,891.04	\$224,523.04
Orange County Educational Arts Academy	30666700109066	\$327,600.00	\$163,800.00	\$197,912.59	\$689,312.59
Orange County School of the Arts	30666703030723	\$843,750.00	\$421,875.00	\$731,774.69	\$1,997,399.69
Oxford Day Academy	41104130135269	\$26,777.00	\$13,388.00	\$66,941.86	\$107,106.86
Palmdale Aerospace Academy	19648570125377	\$848,999.00	\$424,500.00	\$467,428.40	\$1,740,927.40
Para Los Niños Charter	19647336120489	\$21,765.00	\$10,883.00	\$85,548.45	\$118,196.45
Paragon Collegiate	58727360121632	\$20,322.00	\$10,161.00	\$31,582.70	\$62,065.70
Port of Los Angeles High School	19647330107755	\$339,242.00	\$169,621.00	\$285,282.78	\$794,145.78
Prepa Tec Los Angeles	19647330127936	\$313,365.00	\$18,075.07	\$374.42	\$331,814.49
Prepa Tec Los Angeles High	19769920133900	\$118,565.00	\$59,283.00	\$79,632.72	\$257,480.72
Public Policy Charter	19647330131847	\$36,108.00	\$18,054.00	\$34,385.41	\$88,547.41
Public Safety Academy	36678760109850	\$84,209.00	\$42,104.00	\$134,639.17	\$260,952.17
PUC CALS Middle School and Early College High	19647330133298	\$242,759.00	\$121,380.00	\$155,281.08	\$519,420.08
PUC Community Charter Elementary	19647330129619	\$51,719.00	\$25,860.00	\$74,023.85	\$151,602.85
PUC Community Charter Middle and PUC Community Charter Early College High	19647336116750	\$358,716.00	\$179,358.00	\$249,156.25	\$787,230.25
PUC Excel Charter Academy	19647330112201	\$144,577.00	\$72,288.00	\$91,077.73	\$307,942.73
PUC Inspire Charter Academy	19647330129593	\$76,945.00	\$38,472.00	\$93,632.94	\$209,049.94
PUC Lakeview Charter Academy	19647330102442	\$156,813.00	\$78,406.00	\$107,281.19	\$342,500.19
PUC Lakeview Charter High	19647330122606	\$248,543.00	\$124,272.00	\$122,241.67	\$495,056.67
PUC Milagro Charter School	19647330102426	\$113,596.00	\$56,798.00	\$94,431.55	\$264,825.55
PUC Nueva Esperanza Charter Academy	19647330133280	\$249,100.02	\$36,648.67	\$759.16	\$286,507.85
PUC Santa Rosa Charter Academy	19647330119974	\$10,554.33	\$10,168.06	\$429.26	\$21,151.65
PUC Triumph Charter Academy and PUC Triumph Charter High	19647330133272	\$428,164.00	\$214,082.00	\$235,266.35	\$877,512.35

<b>Charter Schools</b>	<b>CDS</b>	<b>Initial Award</b>	<b>Second Award</b>	<b>True-up Award</b>	<b>Total Awarded</b>
REACH Leadership Academy STEAM Academy	33672150126128	\$157,639.00	\$78,820.00	\$150,217.86	\$386,676.86
REALM Charter	01611430138552	\$209,015.00	-\$2,816.72	-\$520.00	\$205,678.28
Redwood Coast Montessori	12626790137653	\$38,206.00	\$19,103.00	\$50,650.12	\$107,959.12
Renaissance Arts Academy	19647330101683	\$282,919.00	\$141,460.00	\$163,125.87	\$587,504.87
Richmond Charter Academy	07617960126805	\$131,440.00	\$65,720.00	\$97,011.09	\$294,171.09
Richmond Charter Elementary - Benito Juarez	07617960129643	\$259,417.00	\$129,708.00	\$73,723.91	\$462,848.91
Richmond College Prep K 5 Charter School	07617960110973	\$10,050.00	\$5,025.00	\$50,836.05	\$65,911.05
Ridgecrest Elementary Academy for Language, Music, and Science	15101571530500	\$21,364.00	\$10,682.00	\$69,042.21	\$101,088.21
Rise Kohyang High	19647330133868	\$98,206.00	\$49,103.00	\$169,997.08	\$317,306.08
Rise Kohyang Middle School	19647330124222	\$214,596.00	\$107,298.00	\$116,707.33	\$438,601.33
River Charter Schools Lighthouse Charter	57726940131706	\$107,503.00	\$53,751.00	\$178,179.64	\$339,433.64
River Islands Technology Academy II	39103970127134	\$90,000.00	\$45,000.00	\$146,558.74	\$281,558.74
River Oak Charter School	23656150115055	\$2,644.00	\$1,322.00	\$30,272.34	\$34,238.34
Rocketship Alma Academy	43104390125799	\$264,844.00	\$132,422.00	\$144,179.52	\$541,445.52
Rocketship Brilliant Minds	43104390125781	\$309,518.00	\$154,759.00	\$180,635.22	\$644,912.22
Rocketship Delta Prep	07616480137430	\$191,812.50			\$191,812.50
Rocketship Discovery Prep	43104390123281	\$229,639.00	\$114,820.00	\$133,420.00	\$477,879.00
Rocketship Fuerza Community Prep	43104390131110	\$335,784.00	\$167,892.00	\$183,789.92	\$687,465.92
Rocketship Los Suenos	43104390120642	\$230,334.00	\$115,167.00	\$125,846.48	\$471,347.48
Rocketship Mateo Sheedy Elementary School	43104390113704	\$311,233.00	\$155,616.00	\$130,726.53	\$597,575.53
Rocketship Mosaic Elementary	43694500123299	\$315,758.00	\$157,879.00	\$167,581.88	\$641,218.88
Rocketship Rising Stars (Franklin McKinley)	43104390133496	\$259,910.00	\$129,955.00	\$132,749.48	\$522,614.48
Rocketship Si Se Puede Academy	43104390119024	\$238,364.00	\$119,182.00	\$93,660.86	\$451,206.86
Rocketship Spark	43694500128108	\$326,081.00	\$163,040.00	\$172,197.68	\$661,318.68
Roseland Charter	49709040101923	\$100,443.00	\$50,221.00	\$72,725.76	\$223,389.76
Sacramento Valley Charter	57726940124875	\$72,599.00	\$36,299.00	\$46,771.69	\$155,669.69
Samueli Academy	30103060126037	\$263,608.00	\$131,804.00	\$156,656.63	\$552,068.63
San Diego Cooperative Charter	37683386119168	\$10,767.00	\$5,384.00	\$5,383.19	\$21,534.19
San Diego Global Vision Academy	37683380121681	\$68,784.00	\$34,392.00	\$57,474.78	\$160,650.78
San Jacinto Valley Academy	33672496114748	\$10,399.00	\$5,200.00	\$6,798.17	\$22,397.17

<b>Charter Schools</b>	<b>CDS</b>	<b>Initial Award</b>	<b>Second Award</b>	<b>True-up Award</b>	<b>Total Awarded</b>
Savant Preparatory Academy of Business	36678760137935	\$57,750.00	\$10,368.74	\$214.78	\$68,333.52
Scholarship Prep	30103060134288	\$106,267.00	\$53,134.00	\$53,133.96	\$212,534.96
Scholarship Prep - Oceanside	37103710136085	\$81,390.00	\$40,695.00	\$83,941.41	\$206,026.41
School for Entrepreneurship & Technology	37683380122788	\$112,500.00	\$56,250.00	\$36,585.94	\$205,335.94
School of Arts and Enterprise	19756971996693	\$187,181.00	\$93,591.00	\$348,294.01	\$629,066.01
Sherman Thomas Charter School	20652430100016	\$72,000.00	\$36,000.00	\$36,000.00	\$144,000.00
Sherman Thomas STEM Academy	20652430134510	\$27,000.00	\$13,500.00	\$13,500.00	\$54,000.00
SIATech Charter	37684520106120	\$196,047.00	\$98,024.00	\$180,056.93	\$474,127.93
Silver Oak High Public Montessori Charter	01611920127944	\$51,225.00	\$25,613.00	\$43,377.16	\$120,215.16
Sparrow Academy	37681970136408	\$58,676.00	\$29,338.00	\$66,271.21	\$154,285.21
Stella Middle Charter Academy	19647330100669	\$68,813.00	\$34,406.00	\$93,585.75	\$196,804.75
STEM Preparatory Elementary	19647330136986	\$158,733.33			\$158,733.33
Stockton Collegiate International Elementary	39686760120725	\$231,900.00	\$242,636.84		\$474,536.84
Stockton Collegiate International Secondary	39686760120733	\$293,340.00	\$268,024.74		\$561,364.74
STREAM Charter School	04615070129577	\$66,143.00	\$33,071.00	\$73,951.76	\$173,165.76
Summit Leadership Academy High Desert	36750440107516	\$100,199.00	\$50,099.00	-\$32,810.79	\$117,487.21
Summit Public School K2	07100740129684	\$89,137.00	\$44,569.00	\$115,854.56	\$249,560.56
Summit Public Schools Denali	43104390128090	\$262,078.00	\$131,039.00	\$220,183.50	\$613,300.50
Summit Public Schools Shasta	41689240127548	\$73,472.00	\$36,736.00	\$94,241.66	\$204,449.66
Summit Public Tamalpais	07617960133637	\$87,368.00	\$18,825.00	\$272,672.57	\$378,865.57
Sycamore Academy of Science and Cultural Arts	33751760120204	\$245,102.00	\$122,551.00	\$154,058.34	\$521,711.34
TEACH Academy of Technologies	19647330122242	\$153,432.00	\$76,716.00	\$140,152.70	\$370,300.70
TEACH Preparatory Mildred S. Cunningham & Edith H. Morris Elementary	19647330138305	\$40,776.00	\$20,388.00	\$18,380.45	\$79,544.45
TEACH Tech Charter High	19647330129627	\$148,846.00	\$74,423.00	\$152,293.21	\$375,562.21
TEAM Charter	39686760124958	\$429,460.00	\$386,366.69		\$815,826.69
Team Charter Academy	39686760136283	\$80,703.00	\$123,061.55		\$203,764.55
The City	19647330134148	\$178,244.00	\$89,122.00	\$108,127.39	\$375,493.39
The Education Corps	14101400128447	\$173,197.00			\$173,197.00
Three Rivers Charter School	23655650123737	\$21,725.00	\$10,863.00	\$17,578.50	\$50,166.50
Thrive Public School	37769010134429	\$253,639.00	\$126,820.00	\$213,296.96	\$593,755.96



<b>Charter Schools</b>	<b>CDS</b>	<b>Initial Award</b>	<b>Second Award</b>	<b>True-up Award</b>	<b>Total Awarded</b>
Today's Fresh Start Compton	19734370132845	\$649,385.52			\$649,385.52
Tomorrow's Leadership Collaborative (TLC) Charter	30103060137976	\$29,421.00	\$14,710.00	\$18,024.93	\$62,155.93
Tree of Life	23656156117386	\$49,597.80	\$9,002.49	\$186.48	\$58,786.77
Trillium Charter	12629760115154	\$5,850.00	\$2,925.00	\$14,267.18	\$23,042.18
Twin Rivers Charter School	51714640107318	\$124,392.00	\$62,196.00	\$97,738.20	\$284,326.20
Union Street Charter	12626790111708	\$22,500.00	\$11,250.00	\$39,310.49	\$73,060.49
Unity Middle College High	30103060133959	\$23,439.00	\$11,719.00	\$39,851.06	\$75,009.06
University Preparatory Academy Charter	43104390113431	\$243,750.00	\$121,875.00	\$125,772.99	\$491,397.99
University Preparatory Value High	19647330132027	\$189,249.00	\$94,625.00	\$239,479.16	\$523,353.16
Urban Corps of San Diego Charter	26102640124990	\$112,500.00	\$56,250.00	\$56,250.00	\$225,000.00
Urban Discovery Academy	37683380135913	\$324,062.00	\$162,031.00	\$141,545.40	\$627,638.40
Urban Montessori Charter	01100170125567	\$75,243.00	\$37,622.00	\$31,398.39	\$144,263.39
Valiente College Preparatory Charter School	19101990132605	\$24,477.00	\$12,238.00	\$29,157.21	\$65,872.21
Valley Charter Elementary School	19647330122754	\$71,240.00	\$35,620.00	\$40,909.13	\$147,769.13
Valley Charter Middle School	19647330122838	\$110,941.00	\$55,470.00	\$105,303.55	\$271,714.55
Valley Life Charter	54105460124057	\$235,469.00	\$117,735.00	\$123,062.98	\$476,266.98
Valor Academy Elementary	19647330133694	\$92,439.00	\$56,250.00	\$94,170.36	\$242,859.36
Valor Academy High	19647330127894	\$260,220.00	\$130,110.00	\$155,997.57	\$546,327.57
Valor Academy Middle	19647330120022	\$205,125.00	\$102,562.00	\$128,099.04	\$435,786.04
Village Charter Academy	19647330129866	\$123,913.00	\$61,957.00	\$92,312.58	\$278,182.58
Vincent Academy	01612590123711	\$124,127.00	\$62,063.00	\$62,725.77	\$248,915.77
Vista Charter Middle	19647330122739	\$188,060.00	\$94,030.00	\$124,854.11	\$406,944.11
Vista Condor Global Academy	30103060137000	\$43,185.00	\$5,198.83	\$107.69	\$48,491.52
Vista Heritage Global Academy	30103060132613	\$89,792.00	\$44,896.00	\$63,728.84	\$198,416.84
Vista Springs Charter	37771560137323	\$118,840.67			\$118,840.67
Voices College-Bound Language Academy at Morgan Hill	43104390131748	\$104,733.00	\$52,366.00	\$115,359.38	\$272,458.38
Voices College-Bound Language Academy at Mt. Pleasant	43104390132530	\$73,345.00	\$36,672.00	\$73,726.04	\$183,743.04
Vox Collegiate of Los Angeles	19647330137521	\$50,640.05			\$50,640.05
Walden Academy	11101160124909	\$60,411.00	\$30,206.00	\$49,361.92	\$139,978.92

<b>Charter Schools</b>	<b>CDS</b>	<b>Initial Award</b>	<b>Second Award</b>	<b>True-up Award</b>	<b>Total Awarded</b>
Watts Learning Center	19647336114912	\$111,601.00	\$55,801.00	\$114,478.81	\$281,880.81
Western Center Academy	33670820120675	\$369,952.00	\$184,976.00	\$184,976.74	\$739,904.74
Wilder's Preparatory Academy Charter Middle School	19646340116822	\$165,744.00			\$165,744.00
Wilder's Preparatory Academy Charter School	19646340101667	\$260,986.50	\$5,304.08	\$109.88	\$266,400.46
Wildflower Open Classroom	04614240123810	\$47,717.00	\$23,859.00	\$41,681.78	\$113,257.78
Willits Charter School	23656232330363	\$40,500.00	\$20,250.00	\$20,250.00	\$81,000.00
Willits Elementary Charter School	23656230125658	\$47,250.00	\$23,625.00	\$23,625.00	\$94,500.00
Wonderful College Prep	15101570119669	\$583,680.00	\$291,840.00	\$808,356.29	\$1,683,876.29
Wonderful College Prep Academy - Lost Hills	15101570135467	\$54,511.00	\$27,256.00	\$117,337.06	\$199,104.06
Woodward Leadership Academy	36678760126714	\$23,233.00	\$11,616.00	\$14,738.48	\$49,587.48
YouthBuild Charter School of CA	14101400117994	\$392,205.00	\$196,103.00	\$140,335.22	\$728,643.22
Yu Ming Charter School	01100170124172	\$171,598.00	\$85,799.00	\$132,796.67	\$390,193.67
Yuba City Charter School	51714645130125	\$64,778.00	\$32,389.00	\$82,195.70	\$179,362.70
Yuba Environmental Charter School	58105870117242	\$21,390.00	\$10,695.00	\$41,716.82	\$73,801.82
<b>Total Awarded</b>		<b>\$63,246,027.77</b>	<b>\$30,953,109.34</b>	<b>\$42,586,862.89</b>	<b>\$136,786,000.00</b>